

TARIFF-FREE TABLES

Proudly crafted in the USA.
No tariff surcharge.

Tables

2026 Price List

[➔ JUMP TO PRICING](#)

VERSTEEL




Tops

Troupe tables are available in various top shapes and sizes, in laminate or veneer with a 1 1/8" edge thickness.

Table Height

Table height is 30" tall. Round and square tables are also available in 42" standing height.

Bases

Tables with T1 bases can be ordered with fixed, folding or slim-tilt functions. Tables with X1 bases can be ordered with fixed or tilt functions. Fixed and Slim-Tilt tables are also available with end-sit bases. T1 tables are standard with four locking 3" hollow wheel black casters. Optional adjustable nylon glides can be specified if casters are not desired. X1 tables are standard with glides. Optional 3" hollow wheel black casters can be specified if desired.

Power + Data

To complete your specification, power and data, along with wire management options can be added to your table. Refer to the Power + Data Price List.

Laminate and Veneer, Standard Core Construction

The standard top construction consists of 45-50 lb particleboard, surfaced with a high pressure laminate or plain sliced veneer face. A backer sheet is laminated to the underside of the top. Tops are shipped with understructure attached.

PVC Flat or Fluted Edge - 1 1/8"


Edge of 2mm PVC hot melt banded to the top with 1/8" radius at the top and bottom. Available with 1 1/2" radius corners or square corners.



Offered in twenty-one (21) standard colors.

Wood Flat or Fluted Edge - 1 1/8"


Wood banding hot melt banded to the top with 1/8" radius at the top and bottom. Available with 1 1/2" radius corners or square corners.



Offered in Ash, Cherry, Maple or Walnut materials.

Shipping Schedule
Standard Items

Laminate, PVC Edge	3-5 WEEKS
Laminate, Wood Edge	3-5 WEEKS
Veneer, Wood Edge	6-8 WEEKS

Contact Versteel Customer Service for special lead time requests.

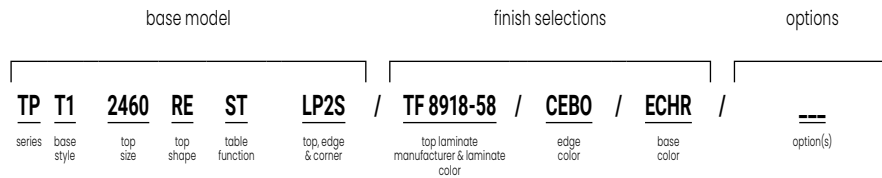
BIFMA

All Versteel products are constructed to pass the relevant ANSI/BIFMA standards. For more detailed specifications by series and base style, contact Versteel Customer Service at 800.876.2120.

Additional information regarding warranty, terms and conditions, shipping, care and maintenance, etc. can be found in the All Tables price list.

To Order, Specify...

- 1 Model Number, include top and edge style
- 2 Top Material
 - a. Laminate manufacturer and color
 - b. Veneer species and finish color
- 3 Edge Color
- 4 Base Color
- 5 Additional Options



A **TPT12460REST LP2S** is a Troupe series 24" x 60" rectangle table with slim-tilt bases, a laminate 1 1/4" thick top with a flat PVC edge and square corners.

The codes **TF 8918-58 / CEBO / ECHR** specify Formica 8918-58 Blackened Steel laminate, Ebony PVC edge and Chrome bases.

Model Number TPT12460REST LP2S



Orders may be sent via

Mailing Address
Versteel
2332 Cathy Lane
Jasper IN 47546

Contact Versteel

Email contact@versteel.com
Phone 800 876 2120
812 634 2120

Laminate

Versteel's standard offering of laminates includes over 900 laminates from Formica, Nevamar, Pionite and Wilsonart.

Laminate manufacturers change standard offerings frequently, making it possible a standard product can become unavailable. Versteel cannot be responsible for any inconvenience this may cause.

Veneer

Troupe tables are available with plain sliced Ash, Cherry, Maple and Walnut veneers.

Veneer Species

Ash	AP01	Maple	MP01
Cherry	CP01	Walnut	WP01

Veneer Finish
Ash

Beach.	VBEA	Fog	VFOG
Chestnut.	VCHE	Pebble	VPEB
Drift	VDRI	Whisper	VVWHI
Fawn	VFAW		

Cherry

Blossom Cherry	VBLC	Java Cherry.	VJAC
Cordovan Cherry	VCNC	Millwork Cherry.	VMWC
Golden Cherry	VGNC		

Maple

Caramel Maple	VCMM	Sugar Maple	VSUM
Solar Maple.	VSLM		

Walnut

Brighton Walnut	VBRW	Natural Walnut.	VNAW
Espresso Walnut.	VESW		

PVC Edge Colors

Absolute Acajou	CABA	Nimbus.	CNIM
Alloy.	CALY	Pearl	CPEA
Carbon.	CCAR	Platinum	CPLA
Champagne	CCHA	Pralines & Cream	CPRC
Coconut	CCOC	Shadow	CSHA
Ebony.	CEBO	Snow	CSNO
Florence Walnut	CFLW	Stone	CSTO
Fossil	CFOS	Storm.	CSTM
Graphite	CGRA	Whisper	CWHI
Grey.	CGRE	White Linen	CWHL
Kensington Maple.	CKEM		

Wood Edge Species

Ash	A01	Maple.	M01
Cherry	C01	Walnut	W01

Wood Edge Finishes
Ash

Beach.	VBEA	Fog	VFOG
Chestnut.	VCHE	Pebble	VPEB
Drift	VDRI	Whisper	VVWHI
Fawn	VFAW		

Cherry

Blossom Cherry	VBLC	Java Cherry.	VJAC
Cordovan Cherry	VCNC	Millwork Cherry.	VMWC
Golden Cherry	VGNC		

Maple

Caramel Maple	VCMM	Sugar Maple	VSUM
Solar Maple.	VSLM		

Walnut

Brighton Walnut	VBRW	Natural Walnut.	VNAW
Espresso Walnut.	VESW		

Powder Coat Finishes

All powder coat finishes in the Versteel offering have been formulated with the use of epoxy, polyester or epoxy and polyester blends to maximize the finish durability.

Powder Coat Finish Options

Powder Coat - Standardn/c
Powder Coat - Premium (Hope).	\$165
Powder Coat - Premium (Platinum)	\$488

Powder Coat Colors

AlloyPALY	NavyPNAV
AmethystPAME	Nimbus.PNIM
AnthracitePANT	NutmegPNUT
Black Anodized.PBLA	PearlPPEA
BronzePBRO	PebblePPEB
CalypsoPCAL	Ⓟ PlatinumPPLA
Carbon.PCAR	Poppy.PPOP
ChampagnePCHA	RoyalPROY
CoconutPCOC	SeasidePSEA
CrimsonPCRI	ShipyardPSHI
Daffodil.PDAF	SilverPSIL
Ebony.PEBO	SnowPSNO
Forest.PFOR	StonePSTO
FossilPFOS	Storm.PSTM
GraphitePGRA	Terra CottaPTEC
Ⓟ HopePHOP	WhisperPWHI
Kelly GreenPKEG	White LinenPWHL
Mica.PMIC	Powder Coat Alternative .	.OPA
MintPMNT		

Premium Powder Coats (indicated by Ⓟ)

Versteel's premium process uses specially formulated powder coats for a truly unique color palette.

Chrome

Versteel applies a deep luster chrome plated finish. Chrome is the most durable finish available. Specify Chrome and add \$165 list per table. Chrome is not available on the accent or modesty panels.

Chrome	ECHR
------------------	------

Nickel

Versteel applies a nickel plated finish with a clear coat applied for durability. Specify Nickel and add \$223 list per table. Nickel is not available on the accent or modesty panels.

Nickel	ENKL
------------------	------

Glides**no charge**

Specify code **GLD01** (Glides) no additional charge

Adjustable glides replace standard casters. There is no change in price when selecting this option. Table height will remain 30" when glides are specified.

Self-Leveling Glides**\$49 / table**

Specify code **GLD04** (Self-Leveling Glides), add \$49.00 list per table

Self-Leveling Glides replace standard glides. This option allows the table to automatically compensate up to 1/2" for floors that are not level. Self-leveling glides increase overall table height by 3/4". See individual product pages for availability.

**Troupe Casters****\$200 / table**

Specify code **CAS68** (Casters), add \$200.00 list per table

3" Hollow Troupe casters replace standard glides on X1 bases.. There is a \$200 upcharge in price when selecting this option. Table height will remain 30" when casters are specified.

Base Wire Access**\$32 / table**

Specify code **BWA** (Base Wire Access), add \$32.00 list per table

Base Wire Access will be installed on one base. Base is installed in the field allowing you to determine which side of the table the Base Wire Access will be located on.

Top Custom Cutout**\$120 / cutout**

Specify code **TCC** (Top Custom Cutout), add \$120.00 list per cutout

Top Custom Cutout requires a drawing for production and is subject to approvals.

Table Link**\$251 / table**

Specify code **TLK** (Table Link), add \$251.00 list per table

Table Link is for linking Versteel table configurations in typical room situations. Table link will prevent the accidental disconnection of power supply to adjacent tables. Available on tables with PVC, 3mm Wood, Wood Square, Wood Fluted and Ergo user side edge details.

**Table Link - Ends Only****\$135 / table**

Specify code **TLE** (Table Link - Ends Only), add \$135.00 list per table

Table Link is for linking Versteel table configurations in typical room situations. Specify Table Link - Ends Only when your configuration requires linking on the table ends only. Available on tables with PVC, 3mm Wood, Wood Square, Wood Fluted and Ergo user side edge details. Table Link - Ends Only is included with electrical package options. This will prevent the accidental disconnection of power supply to adjacent tables.

**Adjustable Height - Pneumatic X1 Bases****\$738 / table**

Specify code **BAX** (Adjustable Height - Pneumatic X1 or D1), add \$738.00 list per table

Pneumatic adjustable height bases cover the most common ergonomic table heights of 26 3/4", 29" and 32" with a simple turn of a handwheel. Pneumatic height bases are designed for field serviceability, if ever needed. Available on X1 or D1 fixed or tilt bases.

**ADJUSTABILITY WITH THREE PRESET TABLE HEIGHT STOPS**

TYPING HEIGHT	26 3/4"
STANDARD HEIGHT	29"
WHEELCHAIR HEIGHT	32"

NOTE FOR OTHER TABLE HEIGHT REQUIREMENTS CONTACT VERSTEEL CUSTOMER SERVICE FOR STRUCTURAL DETAILS, PRICING AND AVAILABILITY

Alternate Table Height 32" and Under**\$100 / table**

Specify code **BAH** (Alternate Height 32" and under), indicate desired table height (32" or less), add \$100.00 list per table

Suggested typing height table is 26 3/4"
Suggested wheelchair height table is 32"
Suggested stand up height table is 42"

NOTE FOR OTHER TABLE HEIGHT REQUIREMENTS CONTACT VERSTEEL CUSTOMER SERVICE FOR STRUCTURAL DETAILS, PRICING AND AVAILABILITY

Special Laminate**Call for quotation**

Specify code **TSP** (*Special Laminate*), indicate the quoted charges per table

Special laminates and patterns can be specified as an option. To specify, contact Versteel for availability and pricing.

NOTE LAMINATES IN STANDARD COLORS AND TEXTURES FROM FORMICA, NEVAMAR, PIONITE AND WILSONART ARE STANDARD

CAUTION LAMINATE MANUFACTURERS CHANGE STANDARD OFFERINGS FREQUENTLY, AND IT IS POSSIBLE THAT A STANDARD PRODUCT CAN BECOME UNAVAILABLE. VERSTEEL CANNOT BE RESPONSIBLE FOR ANY INCONVENIENCE THIS MAY CAUSE.

Custom PVC Color Match**Call for quotation / one time charge per color, per order**

Specify code **OCP** (*Custom PVC Color Match*), add cost from Versteel quotation

PVC Color Match can be the selection of a color that is available from a Versteel supplier or a new custom color developed for the order. Minimum footage requirements mean that the amount of material needed for your order will effect the cost.

For PVC Color Matching you must supply a color reference sample. Versteel will review the sample for possible existing colors available and send a sample for customer approval. If no color match exists, a custom match will be developed and sampled for customer approval before a production schedule is established.

Powder Coat Alternative**Call for quotation**

Specify code **OPA** (*Powder Coat Alternative*), add cost from Versteel quotation

Powder Coat Alternative is available from Versteel. The entire RAL color reference along with hundreds of other color and finishes are available.

For Powder Coat Alternative matching, you must supply a color reference sample, or an RAL number. Versteel will review the sample for possible existing colors available and send a sample for customer approval. If no color match exists, a custom match can be developed. Call Versteel Customer Service for associated upcharges on custom color development.

Stain Finish Match**\$996 / one time charge per finish, per order**

Specify code **OSM** (*Stain Finish Match*), add \$996.00 list per finish, per order

Alternative Stain Finishes are available for veneer and wood edged tops.

For Stain Finish Matching you must supply two 4" x 4" finish color and grain reference samples. An expertly finish matched sample will be provided for customer approval.

Veneer and Wood Edge Alternatives**Call for quotation**

For veneer and wood edge requirements other than the standard plain sliced Ash, Cherry, Maple and Walnut, contact Versteel Customer Service. Versteel is adept at working with a host of domestic and exotic materials. From inlays, figures, pie cuts and special edge profiles, to custom fill levels and sheens, each top is created using the best of technology and old world craftsmanship. The items you only imagined or expected to only be available from a millwork shop are now just another part of your Versteel order. Call Versteel Customer Service for availability and quotation.

Wood Finish Alternatives**Call for quotation**

When veneer tables are required to have a finish other than the standard natural grain fill level finish appearance, semi-filled or full-filled finishes are available by requesting a quote from Versteel. Call Versteel Customer Service for availability and quotation.

Table Top Alternatives

Table tops can be produced in alternative top material if desired. Contact Versteel Customer Service for pricing and availability.

Alternate Core Construction

Alternate core constructions are available, including medium density fiberboard (MDF), and cores that contain no urea formaldehyde. Contact Versteel Customer Service for pricing and availability.

NOTE CUSTOMS OR ALTERNATIVES MAY AFFECT STANDARD PRODUCTION SCHEDULES



Questions?
800 876 2120

top >	Laminate PVC	Laminate Wood	Veneer Wood
edge >	Flat	Flat	Flat
edge ordering code (radius corner) >	LP2R	LW2R	VW2R
top thickness >	1 1/4"	1 1/4"	1 1/4"
edge ordering code (radius corner) >	LPF2R	LWF2R	VWF2R
top thickness >	1 1/4"	1 1/4"	1 1/4"
top thickness price >	1 1/4"	1 1/4"	1 1/4"

Base Style	Table Description	Model #	Product Wt			
	24 Fix	TPX1 24RDFX	33	764	1021	1309
	24 Tilt	TPX1 24RDTL	36	834	1091	1379
	30 Fix	TPX1 30RDFX	44	886	1205	1522
	30 Tilt	TPX1 30RDTL	49	955	1274	1592
	24 Stand Fix	TPXIS 24RDFX	36	775	1032	1320
	24 Stand Tilt	TPXIS 24RDTL	41	844	1101	1389
	30 Stand Fix	TPXIS 30RDFX	46	896	1215	1533
	30 Stand Tilt	TPXIS 30RDTL	51	966	1285	1602

- To Order, Specify...**
- 1 Model Number
 - 2 Top Material
 - 3 Edge Style
 - 4 Edge Color
 - 5 Base Color
 - 6 Additional Options



Base Options

	Code	Price
Glides	GLD01	n/c
Self-Leveling Glides	GLD04	\$ 49
Troupe Casters	CAS68	\$ 200

Finish Options

Chrome	\$ 165
Nickel	\$ 223
Powder Coat, Standard	n/c
Powder Coat, Premium	\$ 165
Platinum	\$ 488

Top Options

Special Laminate	TSP	call
Custom Cutout (per cutout)	TCC	\$ 120

Power + Data Options

Please reference the Power + Data Price List



Questions?
800 876 2120

top >
edge >

edge ordering code (radius corner) >
or
edge ordering code (square corner) >
top thickness >

edge ordering code (radius corner) >
or
edge ordering code (square corner) >
top thickness >
top thickness price >

Laminate PVC	Laminate Wood	Veneer Wood
Flat	Flat	Flat
LP2R or LP2S 1 1/4"	LW2R or LW2S 1 1/4"	VW2R or VW2S 1 1/4"
Fluted	Fluted	Fluted
LPF2R or LPF2S 1 1/4"	LWF2R or LWF2S 1 1/4"	VWF2R or VWF2S 1 1/4"
1 1/4"	1 1/4"	1 1/4"
Product Wt	Product Wt	Product Wt
37	40	50
40	55	52
45	57	
764	834	886
1021	1091	1205
1309	1379	1522
		1592
		1602

Base Style	Table Description	Model #	Product Wt
	24 Fix	TPX1 24SQFX	37
	24 Tilt	TPX1 24SQTL	40
	30 Fix	TPX1 30SQFX	50
	30 Tilt	TPX1 30SQTL	55
	24 Stand Fix	TPXIS 24SQFX	40
	24 Stand Tilt	TPXIS 24SQTL	45
	30 Stand Fix	TPXIS 30SQFX	52
	30 Stand Tilt	TPXIS 30SQTL	57

To Order, Specify...

- 1 Model Number
- 2 Top Material
- 3 Edge Style
- 4 Edge Color
- 5 Base Color
- 6 Additional Options



Base Options

	Code	Price
Glides	GLD01	n/c
Self-Leveling Glides	GLD04	\$ 49
Troupe Casters	CAS68	\$ 200

Finish Options

Chrome	\$ 165
Nickel	\$ 223
Powder Coat, Standard	n/c
Powder Coat, Premium	\$ 165
Platinum	\$ 488

Top Options

Table Link (all four sides)	TLK	\$ 251
Table Link (ends only)	TLE	\$ 135
Special Laminate	TSP	call
Custom Cutout (per cutout)	TCC	\$ 120

Power + Data Options

Please reference the Power + Data Price List



Questions?

800 876 2120

Overlapping Folding Bases

top >
edge >

edge ordering code (radius corner) >
or
edge ordering code (square corner) >
top thickness >

edge ordering code (radius corner) >
or
edge ordering code (square corner) >
top thickness >
top thickness price >

Laminate PVC	Laminate Wood	Veneer Wood
Flat 	Flat 	Flat
LP2R or LP2S 1 1/4"	LW2R or LW2S 1 1/4"	VW2R or VW2S 1 1/4"
Fluted 	Fluted 	Fluted
LPF2R or LPF2S 1 1/4"	LWF2R or LWF2S 1 1/4"	VWF2R or VWF2S 1 1/4"
1 1/4"	1 1/4"	1 1/4"
758	1158	2562
1047	1447	2851
1086	1486	2890
909	1382	2738
1198	1670	3027
1237	1710	3066
972	1517	3045
1260	1806	3333
1300	1845	3373
1136	1757	3352
1425	2045	3640
1464	2085	3680
1156	1811	3505
1445	2099	3793
1484	2139	3833
1166	1858	3658
1454	2146	3946
1494	2186	3986

Base Style	Table Description	Model #	Product Wt
	18 x 48 Fix	TPT11848REFX	50
	18 x 48 Fold <input checked="" type="checkbox"/>	TPT11848REFO	52
	18 x 48 Slim-Tilt	TPT11848REST	62
	18 x 60 Fix	TPT11860REFX	61
	18 x 60 Fold	TPT11860REFD	63
	18 x 60 Slim-Tilt	TPT11860REST	73
	18 x 72 Fix	TPT11872REFX	69
	18 x 72 Fold	TPT11872REFD	71
	18 x 72 Slim-Tilt	TPT11872REST	81
	18 x 84 Fix	TPT11884REFX	78
	18 x 84 Fold	TPT11884REFD	78
	18 x 84 Slim-Tilt	TPT11884REST	88
	18 x 90 Fix	TPT11890REFX	80
	18 x 90 Fold	TPT11890REFD	82
	18 x 90 Slim-Tilt	TPT11890REST	92
	18 x 96 Fix	TPT11896REFX	84
	18 x 96 Fold	TPT11896REFD	86
	18 x 96 Slim-Tilt	TPT11896REST	96

To Order, Specify...

- 1 Model Number
- 2 Top Material
- 3 Edge Style and Thickness
- 4 Edge Color
- 5 Base Color
- 6 Additional Options



Base Options	Code	Price
Glides	GLD01	n/c
Base Wire AccessBWA	\$ 32

Finish Options		
Chrome		\$ 165
Nickel.....		\$ 223
Powder Coat, Standard		n/c
Powder Coat, Premium.....		\$ 165
Platinum.....		\$ 488

Top Options		
Table Link (all four sides)	TLK	\$ 251
Table Link (ends only).....	TLE	\$ 135
Special Laminate.....	TSP	call
Custom Cutout (per cutout)	TCC	\$ 120

Power + Data Options
Please reference the Power + Data Price List

Wire Management Options		
1 Oval Brush Grommet, Provide Location Print.	WOG	\$ 97
1 Round Grommet, Provide Location Print	WRG	\$ 76



Questions?

800 876 2120

Overlapping Folding Bases

top >
edge >

edge ordering code (radius corner) >
or
edge ordering code (square corner) >
top thickness >

edge ordering code (radius corner) >
or
edge ordering code (square corner) >
top thickness >
top thickness price >

Laminate PVC	Laminate Wood	Veneer Wood
Flat	Flat	Flat
LP2R or LP2S 1 1/4"	LW2R or LW2S 1 1/4"	VW2R or VW2S 1 1/4"
Fluted	Fluted	Fluted
LPF2R or LPF2S 1 1/4"	LWF2R or LWF2S 1 1/4"	VWF2R or VWF2S 1 1/4"
1 1/4"	1 1/4"	1 1/4"
829	1266	2756
1118	1555	3044
1157	1594	3084
967	1476	2996
1255	1764	3284
1295	1804	3324
1049	1632	3235
1337	1920	3523
1377	1960	3563
1247	1904	3533
1536	2192	3821
1575	2232	3861
1259	1950	3684
1547	2239	3972
1587	2278	4012
1273	2001	3834
1561	2289	4122
1601	2329	4162

Base Style	Table Description	Model #	Product Wt
	24 x 48 Fix	TPT1 2448REFX	61
	24 x 48 Fold <input checked="" type="checkbox"/>	TPT1 2448REFO	65
	24 x 48 Slim-Tilt	TPT1 2448REST	73
	24 x 60 Fix	TPT1 2460REFX	74
	24 x 60 Fold	TPT1 2460REFD	78
	24 x 60 Slim-Tilt	TPT1 2460REST	86
	24 x 72 Fix	TPT1 2472REFX	84
	24 x 72 Fold	TPT1 2472REFD	88
	24 x 72 Slim-Tilt	TPT1 2472REST	96
	24 x 84 Fix	TPT1 2484REFX	94
	24 x 84 Fold	TPT1 2484REFD	98
	24 x 84 Slim-Tilt	TPT1 2484REST	106
	24 x 90 Fix	TPT1 2490REFX	99
	24 x 90 Fold	TPT1 2490REFD	103
	24 x 90 Slim-Tilt	TPT1 2490REST	111
	24 x 96 Fix	TPT1 2496REFX	104
	24 x 96 Fold	TPT1 2496REFD	108
	24 x 96 Slim-Tilt	TPT1 2496REST	116

To Order, Specify...

- 1 Model Number
- 2 Top Material
- 3 Edge Style and Thickness
- 4 Edge Color
- 5 Base Color
- 6 Additional Options



Base Options	Code	Price
Glides	GLD01	n/c
Base Wire AccessBWA	\$ 32

Finish Options		
Chrome		\$ 165
Nickel.....		\$ 223
Powder Coat, Standard		n/c
Powder Coat, Premium.....		\$ 165
Platinum.....		\$ 488

Top Options		
Table Link (all four sides)	TLK	\$ 251
Table Link (ends only)	TLE	\$ 135
Special Laminate.....	TSP	call
Custom Cutout (per cutout)	TCC	\$ 120

Power + Data Options
Please reference the Power + Data Price List

Wire Management Options		
1 Oval Brush Grommet, Provide Location Print.....	WOG	\$ 97
1 Round Grommet, Provide Location Print	WRG	\$ 76



Questions?

800 876 2120

Overlapping Folding Bases

top >
edge >

edge ordering code (radius corner) >
or
edge ordering code (square corner) >
top thickness >

edge ordering code (radius corner) >
or
edge ordering code (square corner) >
top thickness >
top thickness price >

Laminate PVC	Laminate Wood	Veneer Wood
Flat	Flat	Flat
LP2R or LP2S 1 1/4"	LW2R or LW2S 1 1/4"	VW2R or VW2S 1 1/4"
Fluted	Fluted	Fluted
LPF2R or LPF2S 1 1/4"	LWF2R or LWF2S 1 1/4"	VWF2R or VWF2S 1 1/4"
1 1/4"	1 1/4"	1 1/4"
900	1375	2884
1189	1663	3172
1228	1703	3212
997	1544	3042
1286	1832	3330
1325	1872	3370
1144	1761	3276
1432	2050	3564
1472	2089	3604
113	1410	3844
117	1698	4132
125	1738	4172
119	1420	4127
123	1709	4415
131	1748	4455
125	1444	4412
129	1732	4700
137	1772	4740

Base Style	Table Description	Model #	Product Wt
	30 x 48 Fix	TPT1 3048REFX	71
	30 x 48 Fold <input checked="" type="checkbox"/>	TPT1 3048REFO	75
	30 x 48 Slim-Tilt	TPT1 3048REST	83
	30 x 60 Fix	TPT1 3060REFX	87
	30 x 60 Fold	TPT1 3060REFD	91
	30 x 60 Slim-Tilt	TPT1 3060REST	99
	30 x 72 Fix	TPT1 3072REFX	100
	30 x 72 Fold	TPT1 3072REFD	104
	30 x 72 Slim-Tilt	TPT1 3072REST	112
	30 x 84 Fix	TPT1 3084REFX	113
	30 x 84 Fold	TPT1 3084REFD	117
	30 x 84 Slim-Tilt	TPT1 3084REST	125
	30 x 90 Fix	TPT1 3090REFX	119
	30 x 90 Fold	TPT1 3090REFD	123
	30 x 90 Slim-Tilt	TPT1 3090REST	131
	30 x 96 Fix	TPT1 3096REFX	125
	30 x 96 Fold	TPT1 3096REFD	129
	30 x 96 Slim-Tilt	TPT1 3096REST	137

To Order, Specify...

- 1 Model Number
- 2 Top Material
- 3 Edge Style and Thickness
- 4 Edge Color
- 5 Base Color
- 6 Additional Options



Base Options	Code	Price
Glides	GLD01	n/c
Base Wire AccessBWA	\$ 32

Finish Options		
Chrome		\$ 165
Nickel.....		\$ 223
Powder Coat, Standard		n/c
Powder Coat, Premium.....		\$ 165
Platinum.....		\$ 488

Top Options		
Table Link (all four sides)	TLK	\$ 251
Table Link (ends only)	TLE	\$ 135
Special Laminate.....	TSP	call
Custom Cutout (per cutout)	TCC	\$ 120

Power + Data Options
Please reference the Power + Data Price List

Wire Management Options		
1 Oval Brush Grommet, Provide Location Print.....	WOG	\$ 97
1 Round Grommet, Provide Location Print	WRG	\$ 76



Questions?

800 876 2120

top >	Laminate PVC	Laminate Wood	Veneer Wood
edge >	Flat	Flat	Flat
edge ordering code (radius corner) >	LP2R	LW2R	VW2R
OR			
edge ordering code (square corner) >	LP2S	LW2S	VW2S
top thickness >	1 1/4"	1 1/4"	1 1/4"
edge ordering code (radius corner) >	LPF2R	LWF2R	VWF2R
OR			
edge ordering code (square corner) >	LPF2S	LWF2S	VWF2S
top thickness >	1 1/4"	1 1/4"	1 1/4"
top thickness price >	1 1/4"	1 1/4"	1 1/4"

Base Style	Table Description	Model #	Product Wt
	24 x 48 Fix	TPTE 2448REFX	61
	24 x 48 Slim-Tilt	TPTE 2448REST	73
	24 x 60 Fix	TPTE 2460REFX	74
	24 x 60 Slim-Tilt	TPTE 2460REST	86
	24 x 72 Fix	TPTE 2472REFX	84
	24 x 72 Slim-Tilt	TPTE 2472REST	96

To Order, Specify...

- 1 Model Number
- 2 Top Material
- 3 Edge Style and Thickness
- 4 Edge Color
- 5 Base Color
- 6 Additional Options



Base Options	Code	Price
Glides	GLD01	n/c
Base Wire AccessBWA	\$ 32

Finish Options		
Chrome		\$ 165
Nickel.....		\$ 223
Powder Coat, Standard		n/c
Powder Coat, Premium.....		\$ 165
Platinum.....		\$ 488

Top Options		
Table Link (all four sides)	TLK	\$ 251
Table Link (ends only)	TLE	\$ 135
Special Laminate.....	TSP	call
Custom Cutout (per cutout)	TCC	\$ 120

Power + Data Options
Please reference the Power + Data Price List

Wire Management Options		
1 Oval Brush Grommet, Provide Location Print.....	WOG	\$ 97
1 Round Grommet, Provide Location Print	WRG	\$ 76



Questions?

800 876 2120

top >
edge >

edge ordering code (radius corner) >
or
edge ordering code (square corner) >
top thickness >

edge ordering code (radius corner) >
or
edge ordering code (square corner) >
top thickness >
top thickness price >

Laminate PVC	Laminate Wood	Veneer Wood
Flat	Flat	Flat
LP2R or LP2S 1 1/4"	LW2R or LW2S 1 1/4"	VW2R or VW2S 1 1/4"
Fluted	Fluted	Fluted
LPF2R or LPF2S 1 1/4"	LWF2R or LWF2S 1 1/4"	VWF2R or VWF2S 1 1/4"
1 1/4"	1 1/4"	1 1/4"
900	1375	2884
1228	1703	3212
997	1544	3042
1325	1872	3370
1144	1761	3276
1472	2089	3604

Base Style	Table Description	Model #	Product Wt
	30 x 48 Fix	TPE 3048REFX	71
	30 x 48 Slim-Tilt	TPE 3048REST	83
	30 x 60 Fix	TPE 3060REFX	87
	30 x 60 Slim-Tilt	TPE 3060REST	99
	30 x 72 Fix	TPE 3072REFX	100
	30 x 72 Slim-Tilt	TPE 3072REST	112

To Order, Specify...

- 1 Model Number
- 2 Top Material
- 3 Edge Style and Thickness
- 4 Edge Color
- 5 Base Color
- 6 Additional Options



Base Options	Code	Price
Glides	GLD01	n/c
Base Wire AccessBWA	\$ 32

Finish Options		
Chrome		\$ 165
Nickel.....		\$ 223
Powder Coat, Standard		n/c
Powder Coat, Premium.....		\$ 165
Platinum.....		\$ 488

Top Options		
Table Link (all four sides)	TLK	\$ 251
Table Link (ends only)	TLE	\$ 135
Special Laminate.....	.TSP	call
Custom Cutout (per cutout)TCC	\$ 120

Power + Data Options
Please reference the Power + Data Price List

Wire Management Options		
1 Oval Brush Grommet, Provide Location Print.....	WOG	\$ 97
1 Round Grommet, Provide Location Print	WRG	\$ 76


Tops

The 1 1/4" tops are available in laminate or veneer. Top shapes are round, square and rectangle.

Table Heights

Table heights are 30", 36" and 42" tall.

Stretcher Rails

All 36" and 42" tall tables have stretcher rails running diagonally from leg to leg. Rails are 2" tall with a distance of 10" from bottom rail to the floor. They are fully welded for rectangle tables and K.D. for round and square tables. Stretcher rails are the same color as the legs.

Leg Accent

As an added feature all Troupe legs have a metal accent piece. This appealing design aesthetic allows the designer or specifier to specify one color for a monochromatic look or select two coordinating powder coat colors enhancing the design beauty of the table.

Apron

A 2" angle iron apron is mounted under the top for added stability. Apron is the same color as the accent pieces and will be mounted to all four sides of the table.

Power + Data

To complete your specification, power and data along with wire management options can be added to your table. Refer to the Power + Data Price List.

Laminate and Veneer, Standard Core Construction

The standard top construction consists of 45-50 lb particleboard, surfaced with a high pressure laminate or plain sliced veneer face. A backer sheet is laminated to the underside of the top. Tops are shipped with understructure attached.

PVC Flat or Fluted Edge - 1 1/4"


Edge of 2mm PVC hot melt banded to the top with 1/8" radius at the top and bottom. Available with 1 1/2" radius corners or square corners.



Offered in twenty-one (21) standard colors.

Wood Flat or Fluted Edge - 1 1/4"


Wood banding hot melt banded to the top with 1/8" radius at the top and bottom. Available with 1 1/2" radius corners or square corners.



Offered in Ash, Cherry, Maple or Walnut materials.

Shipping Schedule**Standard Items**

Laminate, PVC Edge	3-5 WEEKS
Laminate, Wood Edge	3-5 WEEKS
Veneer, Wood Edge	6-8 WEEKS

Contact Versteel Customer Service for special lead time requests.

BIFMA

All Versteel products are constructed to pass the relevant ANSI/BIFMA standards. For more detailed specifications by series and base style, contact Versteel Customer Service at 800.876.2120.

Additional information regarding warranty, terms and conditions, shipping, care and maintenance, etc. can be found in the All Tables price list.

To Order, Specify...

- 1 Model Number, include top and edge style
- 2 Material
 - a. Laminate manufacturer and color
 - b. Veneer species and finish color
 - c. Powder coat worksurface color
 - d. KrystalCast® color
- 3 Edge Color
- 4 Base color
- 5 Trough color
- 6 Additional options

base model					finish selections				options
TP	F2	3684	RE	H42	LP2S	TW D354-60	CSNO	PSNO	PPEB
series	base style	top size	top shape	table height	top, edge & corner	top laminate manufacturer & laminate code	edge color	leg & stretcher color	accent & apron color

A **TPF2 3684REH42 LP2S** is a Troupe series 36" x 84" rectangle gathering table, 42" table height with laminate 1 1/2" thick top with a PVC edge and square corners.

The codes **TW D354-60/CSNO/PSNO/PPEB** specify Wilsonart D354-60 Designer White laminate, Snow PVC edge, Snow legs and stretcher, and Pebble accent and apron color.

Model Number AID 48120REFX VW2S



Orders may be sent via

Mailing Address

Versteel
2332 Cathy Lane
Jasper IN 47546

Contact Versteel

Email contact@versteel.com
Phone 800 876 2120
812 634 2120

Laminate

Versteel's standard offering of laminates includes over 900 laminates from Formica, Nevamar, Pionite and Wilsonart.

Laminate manufacturers change standard offerings frequently, making it possible a standard product can become unavailable. Versteel cannot be responsible for any inconvenience this may cause.

Veneer

Troupe Gathering tables are available with plain sliced Ash, Cherry, Maple and Walnut veneers.

Veneer Species

Ash	AP01	Maple.	MP01
Cherry	CP01	Walnut	WP01

Veneer Finish

Ash

Beach.	VBEA	Fog	VFOG
Chestnut.	VCHE	Pebble	VPEB
Drift	VDRI	Whisper	VVWHI
Fawn	VFAW		

Cherry

Blossom Cherry	VBLC	Java Cherry.	VJAC
Cordovan Cherry	VCNC	Millwork Cherry.	VMWC
Golden Cherry	VGNC		

Maple

Caramel Maple	VCMM	Sugar Maple	VSUM
Solar Maple.	VSLM		

Walnut

Brighton Walnut	VBRW	Natural Walnut.	VNAW
Espresso Walnut.	VESW		

PVC Edge Colors

Absolute Acajou	CABA	Nimbus.	CNIM
Alloy.	CALY	Pearl	CPEA
Carbon.	CCAR	Platinum	CPLA
Champagne	CCHA	Pralines & Cream	CPRC
Coconut	CCOC	Shadow	CSHA
Ebony.	CEBO	Snow	CSNO
Florence Walnut	CFLW	Stone	CSTO
Fossil	CFOS	Storm.	CSTM
Grahitte.	CGRA	Whisper	CWHI
Grey.	CGRE	White Linen	CWHL
Kensington Maple.	CKEM		

Wood Edge Species

Ash	A01	Maple.	M01
Cherry	C01	Walnut	W01

Wood Edge Finishes

Ash

Beach.	VBEA	Fog	VFOG
Chestnut.	VCHE	Pebble	VPEB
Drift	VDRI	Whisper	VVWHI
Fawn	VFAW		

Cherry

Blossom Cherry	VBLC	Java Cherry.	VJAC
Cordovan Cherry	VCNC	Millwork Cherry.	VMWC
Golden Cherry	VGNC		

Maple

Caramel Maple	VCMM	Sugar Maple	VSUM
Solar Maple.	VSLM		

Walnut

Brighton Walnut	VBRW	Natural Walnut.	VNAW
Espresso Walnut.	VESW		

Powder Coat Finishes

All powder coat finishes in the Versteel offering have been formulated with the use of epoxy, polyester or epoxy and polyester blends to maximize the finish durability.

Powder Coat Finish Options

Powder Coat - Standardn/c
Powder Coat - Premium (Hope)	\$165
Powder Coat - Premium (Platinum)	\$488

Powder Coat Colors

AlloyPALY	NavyPNAV
AmethystPAME	NimbusPNIM
AnthracitePANT	NutmegPNUT
Black AnodizedPBLA	PearlPPEA
BronzePBRO	PebblePPEB
CalypsoPCAL	Ⓟ PlatinumPPLA
CarbonPCAR	PoppyPPOP
ChampagnePCHA	RoyalPROY
CoconutPCOC	SeasidePSEA
CrimsonPCRI	ShipyardPSHI
DaffodilPDAF	SilverPSIL
EbonyPEBO	SnowPSNO
ForestPFOR	StonePSTO
FossilPFOS	StormPSTM
GraphitePGRA	Terra CottaPTEC
Ⓟ HopePHOP	WhisperPWHI
Kelly GreenPKEG	White LinenPWHL
MicaPMIC	Powder Coat AlternativeOPA
MintPMNT		

NOTE CHROME, NICKEL AND TRANSPARENT POWDER COAT ARE NOT AVAILABLE ON TROUPE GATHERING

Premium Powder Coats (indicated by Ⓟ)

Versteel's premium process uses specially formulated powder coats for a truly unique color palette.

Special Laminate

Call for quotation

Specify code **TSP** (Special Laminate), indicate the quoted charges per table

Special laminates and patterns can be specified as an option. To specify, contact Versteel for availability and pricing.

NOTE LAMINATES IN STANDARD COLORS AND TEXTURES FROM FORMICA, NEVAMAR, PIONITE AND WILSONART ARE STANDARD

CAUTION LAMINATE MANUFACTURERS CHANGE STANDARD OFFERINGS FREQUENTLY, AND IT IS POSSIBLE THAT A STANDARD PRODUCT CAN BECOME UNAVAILABLE. VERSTEEL CANNOT BE RESPONSIBLE FOR ANY INCONVENIENCE THIS MAY CAUSE.

Custom PVC Color Match

Call for quotation / one time charge per color, per order

Specify code **OCF** (Custom PVC Color Match), add cost from Versteel quotation

PVC Color Match can be the selection of a color that is available from a Versteel supplier or a new custom color developed for the order. Minimum footage requirements mean that the amount of material needed for your order will effect the cost.

For PVC Color Matching you must supply a color reference sample. Versteel will review the sample for possible existing colors available and send a sample for customer approval. If no color match exists, a custom match will be developed and sampled for customer approval before a production schedule is established.

Powder Coat Alternative

Call for quotation

Specify code **OPA** (Powder Coat Alternative), add cost from Versteel quotation

Powder Coat Alternative is available from Versteel. The entire RAL color reference along with hundreds of other color and finishes are available.

For Powder Coat Alternative matching, you must supply a color reference sample, or an RAL number. Versteel will review the sample for possible existing colors available and send a sample for customer approval. If no color match exists a custom match can be developed. Call Versteel Customer Service for associated upcharges on custom color development.

Stain Finish Match

\$996 / one time charge per finish, per order

Specify code **OSM** (Stain Finish Match), add \$996.00 list per finish, per order

Alternative Stain Finishes are available for veneer and wood edged tops.

For Stain Finish Matching you must supply two 4" x 4" finish color and grain reference samples. An expertly finish matched sample will be provided for customer approval.

Veneer and Wood Edge Alternatives

Call for quotation

For veneer and wood edge requirements other than the standard plain sliced Ash, Cherry, Maple and Walnut, contact Versteel Customer Service. Versteel is adept at working with a host of domestic and exotic materials. From inlays, figures, pie cuts and special edge profiles, to custom fill levels and sheens, each top is created using the best of technology and old world craftsmanship. The items you only imagined or expected to only be available from a millwork shop are now just another part of your Versteel order. Call Versteel Customer Service for availability and quotation.

Wood Finish Alternatives

Call for quotation

When veneer tables are required to have a finish other than the standard natural grain fill level finish appearance, semi-filled or full-filled finishes are available by requesting a quote from Versteel. Call Versteel Customer Service for availability and quotation.

Table Top Alternatives

Table tops can be produced in alternative top material if desired. Contact Versteel Customer Service for pricing and availability.

NOTE CUSTOMS OR ALTERNATIVES MAY AFFECT STANDARD PRODUCTION SCHEDULES

Troupe Legway Manager- \$112 / set of 2
*Specify code WTPL (Troupe Legway Manager),
add \$112.00 list per set of two*

Black U-shaped wire manager that magnetically attaches to the inside of the concave portion of the Troupe leg. These legways guide the wire(s) from the underside of the table to the power source.





Questions?

800 876 2120

top >	Laminate PVC	Laminate Wood	Veneer Wood
edge >	Flat	Flat	Flat
edge ordering code >	LP2R	LW2R	VW2R
top thickness >	1 1/4"	1 1/4"	1 1/4"
edge ordering code >	LPF2R	LWF2R	VVF2R
top thickness >	1 1/4"	1 1/4"	1 1/4"
top thickness price >	1 1/4"	1 1/4"	1 1/4"

	Table Description	Model #	Product Wt			
 30" Table Height	30" Table Height					
	36 Fix	TPF2 36RDH30	76	2139	2522	4727
	48 Fix	TPF2 48RDH30	109	2493	3003	5759
	54 Fix	TPF2 54RDH30	129	2961	3536	6275
	60 Fix	TPF2 60RDH30	151	3092	3732	6789
 36" Table Height	36" Table Height					
	36 Fix	TPF2 36RDH36	87	2221	2605	4809
	48 Fix	TPF2 48RDH36	123	2576	3086	5841
	54 Fix	TPF2 54RDH36	144	3044	3619	6357
	60 Fix	TPF2 60RDH36	167	3175	3814	6872
 42" Table Height	42" Table Height					
	36 Fix	TPF2 36RDH42	93	2307	2691	4895
	48 Fix	TPF2 48RDH42	128	2662	3171	5926
	54 Fix	TPF2 54RDH42	149	3128	3703	6442
	60 Fix	TPF2 60RDH42	172	3259	3899	6956

To Order, Specify...

- 1 Model Number
- 2 Top Material
- 3 Edge Style and Thickness
- 4 Edge Color
- 5 Leg and Stretcher Color
- 6 Accent and Apron Color
- 7 Additional Options



Finish Options

Powder Coat, Standard	n/c
Powder Coat, Premium.....	\$ 165
Platinum.....	\$ 488

Top Options

Special Laminate.....	TSP
Custom Cutout (per cutout)	TCC \$ 120

Power + Data Options

Please reference the Power + Data Price List

Wire Management Options

Troupe Legway Manager, Set of 2	WTPL \$ 112
1 Oval Brush Grommet, Provide Location Print	WOG \$ 97
1 Round Grommet, Provide Location Print	WRG \$ 76
Basket, Under Top Mount	WBT \$ 97



Questions?

800 876 2120

top >
edge >

edge ordering code (radius corner) >
or
edge ordering code (square corner) >
top thickness >

edge ordering code (radius corner) >
or
edge ordering code (square corner) >
top thickness >
top thickness price >

Laminate PVC	Laminate Wood	Veneer Wood
Flat LP2R or LP2S 1 1/4"	Flat LW2R or LW2S 1 1/4"	Flat VW2R or VW2S 1 1/4"
Fluted LPF2R or LPF2S 1 1/4"	Fluted LWF2R or LWF2S 1 1/4"	Fluted VWF2R or VWF2S 1 1/4"
1 1/4"	1 1/4"	1 1/4"

Table Description	Model #	Product Wt	2139	2522	4727
30" Table Height					
 36 Fix	TPF2 36SQH30	93	2139	2522	4727
48 Fix	TPF2 48SQH30	136	2493	3003	5759
54 Fix	TPF2 54SQH30	162	2961	3536	6275
60 Fix	TPF2 60SQH30	190	3092	3732	6789
36" Table Height					
 36 Fix	TPF2 36SQH36	107	2221	2605	4809
48 Fix	TPF2 48SQH36	154	2576	3086	5841
54 Fix	TPF2 54SQH36	181	3044	3619	6357
60 Fix	TPF2 60SQH36	211	3175	3814	6872
42" Table Height					
 36 Fix	TPF2 36SQH42	112	2307	2691	4895
48 Fix	TPF2 48SQH42	159	2662	3171	5926
54 Fix	TPF2 54SQH42	187	3128	3703	6442
60 Fix	TPF2 60SQH42	216	3259	3899	6956

To Order, Specify...

- 1 Model Number
- 2 Top Material
- 3 Edge Style and Thickness
- 4 Edge Color
- 5 Leg and Stretcher Color
- 6 Accent and Apron Color
- 7 Additional Options



Finish Options

Powder Coat, Standard	n/c
Powder Coat, Premium.....	\$ 165
Platinum.....	\$ 488

Top Options

Special Laminate.....	TSP
Custom Cutout (per cutout)	TCC \$ 120

Power + Data Options

Please reference the Power + Data Price List

Wire Management Options

Troupe Legway Manager, Set of 2	WTPL	\$ 112
1 Oval Brush Grommet, Location K.....	WOK	\$ 97
1 Oval Brush Grommet, Provide Location Print.....	WOG	\$ 97
1 Round Grommet, Location K	WRK	\$ 76
1 Round Grommet, Provide Location Print	WRG	\$ 76
Basket, Under Top Mount.....	WBT	\$ 97



Questions?

800 876 2120

top >
edge >

edge ordering code (radius corner) >
or
edge ordering code (square corner) >
top thickness >

edge ordering code (radius corner) >
or
edge ordering code (square corner) >
top thickness >
top thickness price >

Material	Edge Style	Thickness	Price
Laminate PVC	Flat	1 1/2"	
Laminate Wood	Flat	1 1/2"	
Veneer Wood	Flat	1 1/2"	
Laminate PVC	Fluted	1 1/2"	
Laminate Wood	Fluted	1 1/2"	
Veneer Wood	Fluted	1 1/2"	



Table Description	Model #	Product Wt
30" Table Height		
36 x 60 Fix	TPF2 3660REH30	135
36 x 72 Fix	TPF2 3672REH30	163
36 x 84 Fix	TPF2 3684REH30	185
36 x 96 Fix	TPF2 3696REH30	206
42 x 72 Fix	TPF2 4272REH30	180
42 x 84 Fix	TPF2 4284REH30	204
42 x 96 Fix	TPF2 4296REH30	227
48 x 72 Fix	TPF2 4872REH30	197
48 x 84 Fix	TPF2 4884REH30	224
48 x 96 Fix	TPF2 4896REH30	249
36" Table Height		
36 x 60 Fix	TPF2 3660REH36	155
36 x 72 Fix	TPF2 3672REH36	186
36 x 84 Fix	TPF2 3684REH36	210
36 x 96 Fix	TPF2 3696REH36	233
42 x 72 Fix	TPF2 4272REH36	204
42 x 84 Fix	TPF2 4284REH36	230
42 x 96 Fix	TPF2 4296REH36	256
48 x 72 Fix	TPF2 4872REH36	222
48 x 84 Fix	TPF2 4884REH36	251
48 x 96 Fix	TPF2 4896REH36	278
42" Table Height		
36 x 60 Fix	TPF2 3660REH42	179
36 x 72 Fix	TPF2 3672REH42	191
36 x 84 Fix	TPF2 3684REH42	215
36 x 96 Fix	TPF2 3696REH42	238
42 x 72 Fix	TPF2 4272REH42	209
42 x 84 Fix	TPF2 4284REH42	236
42 x 96 Fix	TPF2 4296REH42	261
48 x 72 Fix	TPF2 4872REH42	227
48 x 84 Fix	TPF2 4884REH42	256
48 x 96 Fix	TPF2 4896REH42	284

To Order, Specify...

- 1 Model Number
- 2 Top Material
- 3 Edge Style and Thickness
- 4 Edge Color
- 5 Leg and Stretcher Color
- 6 Accent and Apron Color
- 7 Additional Options



Finish Options

Powder Coat, Standard	n/c
Powder Coat, Premium.....	\$ 165
Platinum.....	\$ 488

Top Options

Special Laminate.....	TSP
Custom Cutout (per cutout)	TCC \$ 120

Power + Data Options

Please reference the Power + Data Price List

Wire Management Options

Troupe Legway Manager, Set of 2	WTPL	\$ 112
1 Oval Brush Grommet, Location F.....	WOF	\$ 97
1 Oval Brush Grommet, Location K.....	WOK	\$ 97
2 Oval Brush Grommets, Location H.....	WOH	\$ 194
1 Oval Brush Grommet, Provide Location Print.....	WOG	\$ 97
1 Round Grommet, Location F	WRF	\$ 76
1 Round Grommet, Location K	WRK	\$ 76
2 Round Grommets, Location H	WRH	\$ 152
1 Round Grommet, Provide Location Print	WRG	\$ 76
Basket, Under Top Mount	WBT	\$ 97


Tops

The 1 ¼" rectangle tops are available in laminate or veneer.

Table Height

Table height is 30" tall.

Casters and Glides

Tables can be ordered with two locking and two non-locking 3" hollow wheel black casters or with adjustable nylon glides.

Modesty Panel Options

Troupe Inline tables are available with no modesty panel, a slotted modesty panel or a smooth modesty panel.

Leg Accent

As an added feature all Troupe Inline legs have a metal accent piece. This appealing design aesthetic allows the designer or specifier to specify one color for a monochromatic look or select two coordinating powder coat colors enhancing the design beauty of the table.

Laminate and Veneer, Standard Core Construction

The standard top construction consists of 45-50 lb particleboard, surfaced with a high pressure laminate or plain sliced veneer face. A backer sheet is laminated to the underside of the top. Tops are shipped with understructure attached.

PVC Flat or Fluted Edge - 1 ¼"


Edge of 2mm PVC hot melt banded to the top with 1/8" radius at the top and bottom. Available with 1 ½" radius corners or square corners.



Offered in twenty-one (21) standard colors.

Wood Flat or Fluted Edge - 1 ¼"


Wood banding hot melt banded to the top with 1/8" radius at the top and bottom. Available with 1 ½" radius corners or square corners.



Offered in Ash, Cherry, Maple or Walnut materials.

Shipping Schedule**Standard Items**

Laminate, PVC Edge	3-5 WEEKS
Laminate, Wood Edge	3-5 WEEKS
Veneer, Wood Edge	6-8 WEEKS

Contact Versteel Customer Service for special lead time requests.

BIFMA

All Versteel products are constructed to pass the relevant ANSI/BIFMA standards. For more detailed specifications by series and base style, contact Versteel Customer Service at 800.876.2120.

Additional information regarding warranty, terms and conditions, shipping, care and maintenance, etc. can be found in the All Tables price list.

To Order, Specify...

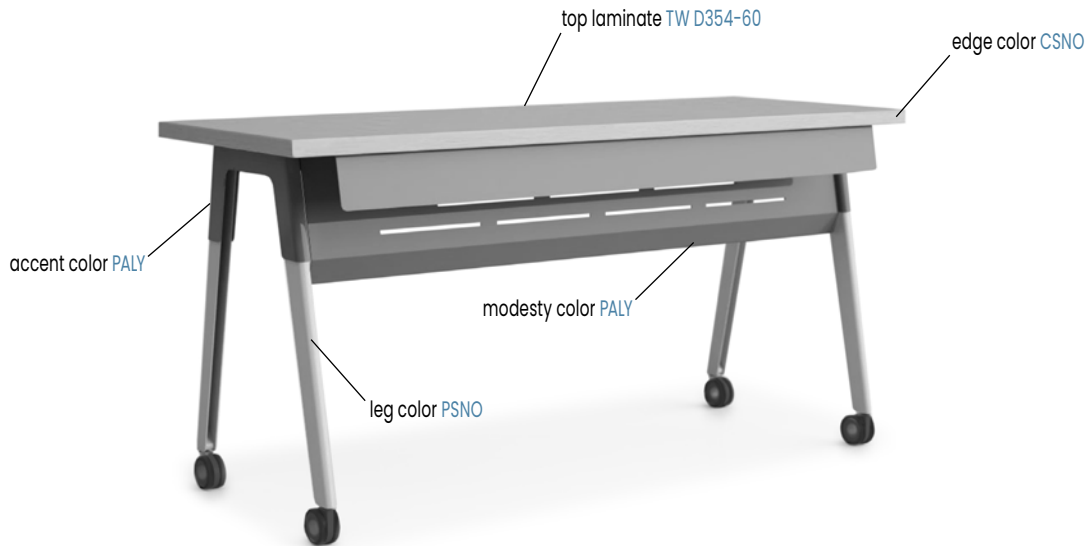
- 1 Model Number, include top and edge style
- 2 Top Material
 - a. Laminate manufacturer and color
 - b. Veneer species and finish color
- 3 Edge Color
- 4 Leg Color
- 5 Accent Color
- 6 Modesty Color
- 7 Additional Options

base model						finish selections					options							
TP	IC	2448	RE	FX	XD	LP2S	/	TW D354-60	/	CSNO	/	PSNO	/	PALY	/	PALY	/	---
series	base style	top size	top shape	table function	modesty function	top, edge & corner		top laminate manufacturer & laminate color		edge color		leg color		accent color		modesty color		option(s)

A **TPIC 2448REFX XD LP2S** is a Troupe series 24" x 48" rectangle table with fixed inline bases, a fixed slotted modesty panel and a laminate 1 1/2" thick top with a flat PVC edge and square corners.

The codes **TW D354-60 / CSNO / PSNO / PALY** specify Wilsonart D354-60 Designer White laminate, Snow PVC edge, Snow legs, Alloy accent color, and Alloy modesty color.

Model Number TPIC 2448REFX XD



Orders may be sent via

Mailing Address
Versteel
2332 Cathy Lane
Jasper IN 47546

Contact Versteel

Email contact@versteel.com
Phone 800 876 2120
812 634 2120

Laminate

Versteel's standard offering of laminates includes over 900 laminates from Formica, Nevamar, Pionite and Wilsonart.

Laminate manufacturers change standard offerings frequently, making it possible a standard product can become unavailable. Versteel cannot be responsible for any inconvenience this may cause.

Veneer

Troupe Inline tables are available with plain sliced Ash, Cherry, Maple and Walnut veneers.

Veneer Species

Ash	AP01	Maple.	MP01
Cherry	CP01	Walnut	WP01

Veneer Finish

Ash

Beach.	VBEA	Fog	VFOG
Chestnut.	VCHE	Pebble	VPEB
Drift	VDRI	Whisper	VVWHI
Fawn	VFAW		

Cherry

Blossom Cherry	VBLC	Java Cherry.	VJAC
Cordovan Cherry	VCNC	Millwork Cherry.	VMWC
Golden Cherry	VGNC		

Maple

Caramel Maple	VCMM	Sugar Maple	VSUM
Solar Maple.	VSLM		

Walnut

Brighton Walnut	VBRW	Natural Walnut.	VNAW
Espresso Walnut.	VESW		

PVC Edge Colors

Absolute Acajou	CABA	Nimbus.	CNIM
Alloy.	CALY	Pearl	CPEA
Carbon.	CCAR	Platinum	CPLA
Champagne	CCHA	Pralines & Cream	CPRC
Coconut	CCOC	Shadow	CSHA
Ebony.	CEBO	Snow	CSNO
Florence Walnut	CFLW	Stone	CSTO
Fossil	CFOS	Storm.	CSTM
Graphite	CGRA	Whisper	CWHI
Grey.	CGRE	White Linen	CWHL
Kensington Maple.	CKEM		

Wood Edge Species

Ash	A01	Maple.	M01
Cherry	C01	Walnut	W01

Wood Edge Finishes

Ash

Beach.	VBEA	Fog	VFOG
Chestnut.	VCHE	Pebble	VPEB
Drift	VDRI	Whisper	VVWHI
Fawn	VFAW		

Cherry

Blossom Cherry	VBLC	Java Cherry.	VJAC
Cordovan Cherry	VCNC	Millwork Cherry.	VMWC
Golden Cherry	VGNC		

Maple

Caramel Maple	VCMM	Sugar Maple	VSUM
Solar Maple.	VSLM		

Walnut

Brighton Walnut	VBRW	Natural Walnut.	VNAW
Espresso Walnut.	VESW		

Powder Coat Finishes

All powder coat finishes in the Versteel offering have been formulated with the use of epoxy, polyester or epoxy and polyester blends to maximize the finish durability.

Powder Coat Finish Options

Powder Coat - Standardn/c
Powder Coat - Premium (Hope).	\$165
Powder Coat - Premium (Platinum)	\$488

Powder Coat Colors

AlloyPALY	NavyPNAV
AmethystPAME	Nimbus.PNIM
AnthracitePANT	NutmegPNUT
Black Anodized.PBLA	PearlPPEA
BronzePBRO	PebblePPEB
CalypsoPCAL	Ⓟ PlatinumPPLA
Carbon.PCAR	Poppy.PPOP
ChampagnePCHA	RoyalPROY
CoconutPCOC	SeasidePSEA
CrimsonPCRI	ShipyardPSHI
Daffodil.PDAF	SilverPSIL
Ebony.PEBO	SnowPSNO
Forest.PFOR	StonePSTO
FossilPFOS	Storm.PSTM
GraphitePGRA	Terra CottaPTEC
Ⓟ HopePHOP	WhisperPWHI
Kelly GreenPKEG	White LinenPWHL
Mica.PMIC	Powder Coat Alternative .	.OPA
MintPMNT		

Premium Powder Coats (indicated by Ⓟ)

Versteel's premium process uses specially formulated powder coats for a truly unique color palette.

Chrome

Versteel applies a deep luster chrome plated finish. Chrome is the most durable finish available. Specify Chrome and add \$165 list per table. Chrome is not available on the accent or modesty panels.

ChromeECHR
------------------	-------

Nickel

Versteel applies a nickel plated finish with a clear coat applied for durability. Specify Nickel and add \$223 list per table. Nickel is not available on the accent or modesty panels.

NickelENKL
------------------	-------

Special Laminate**Call for quotation**

Specify code **TSP** (*Special Laminate*), indicate the quoted charges per table

Special laminates and patterns can be specified as an option. To specify, contact Versteel for availability and pricing.

NOTE LAMINATES IN STANDARD COLORS AND TEXTURES FROM FORMICA, NEVAMAR, PIONITE AND WILSONART ARE STANDARD

CAUTION LAMINATE MANUFACTURERS CHANGE STANDARD OFFERINGS FREQUENTLY, AND IT IS POSSIBLE THAT A STANDARD PRODUCT CAN BECOME UNAVAILABLE. VERSTEEL CANNOT BE RESPONSIBLE FOR ANY INCONVENIENCE THIS MAY CAUSE.

Custom PVC Color Match**Call for quotation / one time charge per color, per order**

Specify code **OCF** (*Custom PVC Color Match*), add cost from Versteel quotation

PVC Color Match can be the selection of a color that is available from a Versteel supplier or a new custom color developed for the order. Minimum footage requirements mean that the amount of material needed for your order will effect the cost.

For PVC Color Matching you must supply a color reference sample. Versteel will review the sample for possible existing colors available and send a sample for customer approval. If no color match exists, a custom match will be developed and sampled for customer approval before a production schedule is established.

Powder Coat Alternative**Call for quotation**

Specify code **OPA** (*Powder Coat Alternative*), add cost from Versteel quotation

Powder Coat Alternative is available from Versteel. The entire RAL color reference along with hundreds of other color and finishes are available.

For Powder Coat Alternative matching, you must supply a color reference sample, or an RAL number. Versteel will review the sample for possible existing colors available and send a sample for customer approval. If no color match exists, a custom match can be developed. Call Versteel Customer Service for associated upcharges on custom color development.

Stain Finish Match**\$996 / one time charge per finish, per order**

Specify code **OSM** (*Stain Finish Match*), add \$996.00 list per finish, per order

Alternative Stain Finishes are available for veneer and wood edged tops.

For Stain Finish Matching you must supply two 4" x 4" finish color and grain reference samples. An expertly finish matched sample will be provided for customer approval.

Veneer and Wood Edge Alternatives**Call for quotation**

For veneer and wood edge requirements other than the standard plain sliced Ash, Cherry, Maple and Walnut, contact Versteel Customer Service. Versteel is adept at working with a host of domestic and exotic materials. From inlays, figures, pie cuts and special edge profiles, to custom fill levels and sheens, each top is created using the best of technology and old world craftsmanship. The items you only imagined or expected to only be available from a millwork shop are now just another part of your Versteel order. Call Versteel Customer Service for availability and quotation.

Wood Finish Alternatives**Call for quotation**

When veneer tables are required to have a finish other than the standard natural grain fill level finish appearance, semi-filled or full-filled finishes are available by requesting a quote from Versteel. Call Versteel Customer Service for availability and quotation.

Table Top Alternatives

Table tops can be produced in alternative top material if desired. Contact Versteel Customer Service for pricing and availability.

Alternate Core Construction

Alternate core constructions are available, including medium density fiberboard (MDF), and cores that contain no urea formaldehyde. Contact Versteel Customer Service for pricing and availability.

NOTE CUSTOMS OR ALTERNATIVES MAY AFFECT STANDARD PRODUCTION SCHEDULES

Axil Z IP (Individually Powered)

Constructed out of anodized aluminum with a painted, steel faceplate, Axil Z is a robust, scalable and customizable power/data solution.


SPECIFICATIONS

- Mounts flat, sitting just above worksurface
- Requires cutout in worksurface
- Includes a voice/data adapter kit to accept couplers and jacks when required
- Available in Locations A, D or N

Model	Description	
AXZ-IP-2-0	Two (2) power and no data	\$ 376 list
AXZ-IP-2-2	Two (2) power and two (2) add'l ports	\$ 385 list
AXZ-IP-2-4	Two (2) power and four (4) add'l ports	\$ 393 list
AXZ-IP-2-6	Two (2) power and six (6) add'l ports	\$ 402 list
AXZ-IP-3-1	Three (3) power and one (1) add'l port	\$ 399 list
AXZ-IP-3-3	Three (3) power and three (3) add'l ports	\$ 407 list
AXZ-IP-3-5	Three (3) power and five (5) add'l ports	\$ 415 list
AXZ-IP-4-0	Four (4) power and no add'l ports	\$ 495 list
AXZ-IP-4-2	Four (4) power and two (2) add'l ports	\$ 503 list
AXZ-IP-4-4	Four (4) power and four (4) add'l ports	\$ 509 list

Unit Color

MWCA	Matte White Faceplate, Clear Al Trim	n/c
MBCA	Matte Black Faceplate, Clear Al Trim	n/c
MSCA	Matte Storm Faceplate, Clear Al Trim	n/c
MFCA	Matte Fog Faceplate, Clear Al Trim	n/c
GWCA	Gloss White Faceplate, Clear Al Trim	n/c
GBCA	Gloss Black Faceplate, Clear Al Trim	n/c
SVCA	Silver Faceplate, Clear Al Trim	n/c
MWBA	Matte White Faceplate, Black Trim	\$ 130 list
MBBA	Matte Black Faceplate, Black Trim	\$ 130 list
MSBA	Matte Storm Faceplate, Black Trim	\$ 130 list
MFBA	Matte Fog Faceplate, Black Trim	\$ 130 list
GWBA	Gloss White Faceplate, Black Trim	\$ 130 list
GBBA	Gloss Black Faceplate, Black Trim	\$ 130 list
SVBA	Silver Faceplate, Black Trim	\$ 130 list

Cord Length

72	72" cord length, black	n/c
120	120" cord length, black	\$ 19 list

USB Charging Options

UAC	One (1) USB A + C charging module (requires one (1) port)	\$ 138 list
UAC2	Two (2) USB A + C charging modules (requires two (2) ports)	\$ 275 list
UC	One (1) high power smart dual USB C charging module (requires one (1) port)	\$ 293 list

Data Option (Each data jack requires (1) add'l port)

HD	HDMI jack	\$ 100 list
MS	3.5mm mini-stereo audio jack	\$ 29 list
US	USB passive jack	\$ 65 list

Model Example: AXZ-IP-4-2-GWCA-72-DA-DA

Axil Z SL2 (Soft-Wired, Linked)

Constructed out of anodized aluminum with a painted, steel faceplate, Axil Z is a robust, scalable and customizable power/data solution.


SPECIFICATIONS

- Mounts flat, sitting just above worksurface
- Requires cutout in worksurface
- Includes a voice/data adapter kit to accept couplers and jacks when required
- Available in Locations A, D or N
- Maximum of 8 units in sequence
- Interlink IQ 2.0 (not compatible with units sold prior to 2/1/19)

Model	Description	
AXZ-SL2-2-0	Two (2) power and no data	\$ 387 list
AXZ-SL2-2-2	Two (2) power and two (2) add'l ports	\$ 397 list
AXZ-SL2-2-4	Two (2) power and four (4) add'l ports	\$ 406 list
AXZ-SL2-2-6	Two (2) power and six (6) add'l ports	\$ 413 list
AXZ-SL2-3-1	Three (3) power and one (1) add'l port	\$ 411 list
AXZ-SL2-3-3	Three (3) power and three (3) add'l ports	\$ 420 list
AXZ-SL2-3-5	Three (3) power and five (5) add'l ports	\$ 428 list

NOTE SOFT-WIRED, LINKED UNITS CAN HAVE A MAXIMUM OF 3 POWER OUTLETS AND 1 DUAL PORT USB CHARGING MODULE PER UNIT

Unit Color

MWCA	Matte White Faceplate, Clear Al Trim	n/c
MBCA	Matte Black Faceplate, Clear Al Trim	n/c
MSCA	Matte Storm Faceplate, Clear Al Trim	n/c
MFCA	Matte Fog Faceplate, Clear Al Trim	n/c
GWCA	Gloss White Faceplate, Clear Al Trim	n/c
GBCA	Gloss Black Faceplate, Clear Al Trim	n/c
SVCA	Silver Faceplate, Clear Al Trim	n/c
MWBA	Matte White Faceplate, Black Trim	\$ 130 list
MBBA	Matte Black Faceplate, Black Trim	\$ 130 list
MSBA	Matte Storm Faceplate, Black Trim	\$ 130 list
MFBA	Matte Fog Faceplate, Black Trim	\$ 130 list
GWBA	Gloss White Faceplate, Black Trim	\$ 130 list
GBBA	Gloss Black Faceplate, Black Trim	\$ 130 list
SVBA	Silver Faceplate, Black Trim	\$ 130 list

Power Infeed

BPS2-72	72" cord length, black	\$ 449 list
BPS2-120	120" cord length, black	\$ 464 list
BPS2-180	180" cord length, black	\$ 490 list

NOTE 8 UNITS PER 1 BPS

Jumper

BEJ2	Standard jumper included with tables up to and including 60". BEJ2 jumper required for tables greater than 60".	\$ 142 list
------	---	-------------

USB Charging Options

UAC	One (1) USB A + C charging module (requires one (1) port)	\$ 138 list
UAC2	Two (2) USB A + C charging modules (requires two (2) ports)	\$ 275 list
UC	One (1) high power smart dual USB C charging module (requires one (1) port)	\$ 293 list

Data Option (Each data jack requires (1) add'l port)

HD	HDMI jack	\$ 100 list
MS	3.5mm mini-stereo audio jack	\$ 29 list
US	USB passive jack	\$ 65 list

Model Example: AXZ-SL2-2-0-GWCA

Ellora IP (Individually Powered)

Anodized aluminum construction and smart design keep cable clutter out of sight.



NOTE ELLORA UNITS ARE NOT RECOMMENDED ON TILTING TABLES

SPECIFICATIONS

- Includes a voice/data adapter kit to accept couplers and jacks when required
- Fits in tops 3/4" to 1 3/8" thick
- Requires cutout in worksurface

Model	Description	
ELL-IP-2-0	Two (2) power and no data	\$ 589 list
ELL-IP-2-2	Two (2) power and two (2) add'l ports	\$ 601 list
ELL-IP-2-4	Two (2) power and four (4) add'l ports	\$ 607 list
ELL-IP-2-6	Two (2) power and six (6) add'l ports	\$ 622 list
ELL-IP-3-1	Three (3) power and one (1) add'l port	\$ 616 list
ELL-IP-3-3	Three (3) power and three (3) add'l ports	\$ 627 list
ELL-IP-3-5	Three (3) power and five (5) add'l ports	\$ 637 list
ELL-IP-4-0	Four (4) power and one (1) add'l port	\$ 766 list
ELL-IP-4-2	Four (4) power and two (2) add'l ports	\$ 775 list
ELL-IP-4-4	Four (4) power and four (4) add'l ports	\$ 787 list

Unit Color

SAAWT	Silver Anodized Aluminum with White Trim	n/c
SAABT	Silver Anodized Aluminum with Black Trim	n/c
BAABT	Black Anodized Aluminum with Black Trim	\$ 186 list

Cord Length

72	72" cord length, black	n/c
120	120" cord length, black	\$ 19 list

USB Charging Options

UAC	One (1) USB A + C charging module (requires one (1) port)	\$ 138 list
UAC2	Two (2) USB A + C charging modules (requires two (2) ports)	\$ 275 list
UC	One (1) high power smart dual USB C charging module (requires one (1) port)	\$ 293 list

Data Option (Each data jack requires (1) add'l port)

HD	HDMI jack	\$ 100 list
MS	3.5mm mini-stereo audio jack	\$ 29 list
US	USB passive jack	\$ 65 list

Model Example: AXZ-IP-4-2-GWCA-72-DA-DA

Tables specified with linked units require table link. The table link will prevent the accidental disconnection of power supply to adjacent tables.

Ellora SL2 (Soft-Wired, Linked)

Smart design keeps cable clutter out of sight by allowing use while the lid is shut.



SPECIFICATIONS

- Includes a voice/data adapter kit to accept couplers and jacks when required
- Fits in tops 3/4" to 1 3/8" thick
- Requires cutout in worksurface
- Maximum of 8 units in sequence
- Interlink iQ 2.0 (not compatible with units sold prior to 2/1/19)

Model	Description	
ELL-SL2-2-0	Two (2) power and no data	\$ 601 list
ELL-SL2-2-2	Two (2) power and two (2) add'l ports	\$ 616 list
ELL-SL2-2-4	Two (2) power and four (4) add'l ports	\$ 643 list
ELL-SL2-2-6	Two (2) power and six (6) add'l ports	\$ 670 list
ELL-SL2-3-1	Three (3) power and one (1) add'l port	\$ 613 list
ELL-SL2-3-3	Three (3) power and three (3) add'l ports	\$ 638 list
ELL-SL2-3-5	Three (3) power and five (5) add'l ports	\$ 666 list

NOTE SOFT-WIRED, LINKED UNITS CAN HAVE A MAXIMUM OF 3 POWER OUTLETS AND 1 DUAL PORT USB CHARGING MODULE PER UNIT

Unit Color

SAAWT	Silver Anodized Aluminum with White Trim	n/c
SAABT	Silver Anodized Aluminum with Black Trim	n/c
BAABT	Black Anodized Aluminum with Black Trim	\$ 186 list

Power Infeed

BPS2-72	72" cord length, black	\$ 449 list
BPS2-120	120" cord length, black	\$ 464 list
BPS2-180	180" cord length, black	\$ 490 list

NOTE 8 UNITS PER 1 BPS

Jumper

BEJ2	Standard jumper included with tables up to and including 60". BEJ2 jumper required for tables greater than 60".	\$ 142 list
------	---	-------------

USB Charging Options

UAC	One (1) USB A + C charging module (requires one (1) port)	\$ 138 list
UAC2	Two (2) USB A + C charging modules (requires two (2) ports)	\$ 275 list
UC	One (1) high power smart dual USB C charging module (requires one (1) port)	\$ 293 list

Data Option (Each data jack requires (1) add'l port)

HD	HDMI jack	\$ 100 list
MS	3.5mm mini-stereo audio jack	\$ 29 list
US	USB passive jack	\$ 65 list

Model Example: ELL-SL2-2-0-SAABT

Mho IP (Individually Powered)

Retractable and durably constructed. Highly functional with a fluid, one touch door that remains open during use.


SPECIFICATIONS

- Fluid, one touch accessibility
- Includes a voice/data adapter kit to accept couplers and jacks when required
- Available in locations A, D or N

Model	Description	
MHO-IP-2-0	Two (2) power and no data	\$ 505 list
MHO-IP-2-2	Two (2) power and two (2) add'l ports	\$ 513 list
MHO-IP-2-4	Two (2) power and four (4) add'l ports	\$ 526 list
MHO-IP-2-6	Two (2) power and six (6) add'l ports	\$ 535 list
MHO-IP-3-1	Three (3) power and one (1) add'l port	\$ 589 list
MHO-IP-3-3	Three (3) power and three (3) add'l ports	\$ 602 list
MHO-IP-3-5	Three (3) power and five (5) add'l ports	\$ 613 list
MHO-IP-4-0	Four (4) power and no add'l ports	\$ 657 list
MHO-IP-4-2	Four (4) power and two (2) add'l ports	\$ 667 list
MHO-IP-4-4	Four (4) power and four (4) add'l ports	\$ 677 list

Unit Color

SAABT	Silver Anodized Aluminum with Black Trim	n/c
SAAWT	Silver Anodized Aluminum with White Trim	n/c
SAA	Silver Anodized Aluminum	n/c
BAA	Black Anodized Aluminum	\$ 186 list

Cord Length

72	72" cord length, black	n/c
120	120" cord length, black	\$ 19 list

USB Charging Options

UAC	One (1) USB A + C charging module (requires one (1) port)	\$ 138 list
UAC2	Two (2) USB A + C charging modules (requires two (2) ports)	\$ 275 list
UC	One (1) high power smart dual USB C charging module (requires one (1) port)	\$ 293 list

Data Option (Each data jack requires (1) add'l port)

HD	HDMI jack	\$ 100 list
MS	3.5mm mini-stereo audio jack	\$ 29 list
US	USB passive jack	\$ 65 list

Model Example: MHO-IP-3-3-SAABT-72-UI-DA-DA

Tables specified with linked units require table link. The table link will prevent the accidental disconnection of power supply to adjacent tables.

Mho SL2 (Soft-Wired, Linked)

Retractable and durably constructed. Highly functional with a fluid one touch door that remains open during use.


SPECIFICATIONS

- Fluid, one touch accessibility
- Includes a voice/data adapter kit to accept couplers and jacks when required
- Available in locations A, D or N
- Maximum of 8 units in sequence
- Interlink IQ 2.0 (not compatible with units sold prior to 2/1/19)

Model	Description	
MHO-SL2-2-0	Two (2) power and no data	\$ 524 list
MHO-SL2-2-2	Two (2) power and two (2) add'l ports	\$ 533 list
MHO-SL2-2-4	Two (2) power and four (4) add'l ports	\$ 546 list
MHO-SL2-2-6	Two (2) power and six (6) add'l ports	\$ 554 list
MHO-SL2-3-1	Three (3) power and one (1) add'l port	\$ 613 list
MHO-SL2-3-3	Three (3) power and three (3) add'l ports	\$ 623 list
MHO-SL2-3-5	Three (3) power and five (5) add'l ports	\$ 634 list

Unit Color

SAABT	Silver Anodized Aluminum with Black Trim	n/c
SAAWT	Silver Anodized Aluminum with White Trim	n/c
SAA	Silver Anodized Aluminum	n/c
BAA	Black Anodized Aluminum	\$ 186 list

Power Infeed

BPS2-72	72" cord length, black	\$ 449 list
BPS2-120	120" cord length, black	\$ 464 list
BPS2-180	180" cord length, black	\$ 490 list

NOTE 8 UNITS PER 1 BPS

Jumper

BEJ2	Standard jumper included with tables up to and including 60". BEJ2 jumper required for tables greater than 60".	\$ 142 list
------	---	-------------

USB Charging Options

UAC	One (1) USB A + C charging module (requires one (1) port)	\$ 138 list
UAC2	Two (2) USB A + C charging modules (requires two (2) ports)	\$ 275 list
UC	One (1) high power smart dual USB C charging module (requires one (1) port)	\$ 293 list

Data Option (Each data jack requires (1) add'l port)

HD	HDMI jack	\$ 100 list
MS	3.5mm mini-stereo audio jack	\$ 29 list
US	USB passive jack	\$ 65 list

Model Example: MHO-SL2-2-0-SAAWT

Round Grommet - \$76 / each

Specify code **WR_** (Round Grommet - Location _),
add \$76.00 list per grommet

6 SPECIFICATIONS

- 3" diameter
- 2 1/4" inside dimension
- 2-piece black insert
- Factory installed in specified location



Oval Brush Grommet - \$97 / each

Specify code **WO_** (Oval Brush Grommet - Location _),
add \$97.00 list per grommet

SPECIFICATIONS

- 3" x 7 1/2" oval
- Black brush insert cord access
- 1 1/2" x 4" inside dimension
- Factory installed in specified location



1 Grommet - Location A

Round Grommet - Specify code **WRA**,
add \$76.00 list per table

Oval Brush Grommet - Specify code **WOA**,
add \$97.00 list per table



1 grommet is factory installed in the front center location of the top.

1 Grommet - Location B

Round Grommet - Specify code **WRB**,
add \$76.00 list per table

Oval Brush Grommet - Specify code **WOB**,
add \$97.00 list per table



1 grommet is factory installed in the front left corner location of the top.

1 Grommet - Location C

Round Grommet - Specify code **WRC**,
add \$76.00 list per table

Oval Brush Grommet - Specify code **WOC**,
add \$97.00 list per table



1 grommet is factory installed in the front right corner location of the top.

2 Grommets - Location D

Round Grommet - Specify code **WRD**,
add \$152.00 list per table

Oval Brush Grommet - Specify code **WOD**,
add \$194.00 list per table



2 grommets are factory installed in the front center locations of the top.

2 Grommets - Location E

Round Grommet - Specify code **WRE**,
add \$152.00 list per table

Oval Brush Grommet - Specify code **WOE**,
add \$194.00 list per table



2 grommets are factory installed in the front corner locations of the top.

1 Grommet - Provide Location Print

Round Grommet - Specify code **WRG**,
add \$76.00 list per table

Oval Brush Grommet - Specify code **WOG**,
add \$97.00 list per table



1 grommet is factory installed in the top location based on specifier's print.

Troupe Legway Manager - \$112 / set of 2

Specify code **WTPL** (Troupe Legway Manager),
add \$112.00 list per set of two

Black U-shaped wire manager that magnetically attaches to the inside of the concave portion of the Troupe leg. These legways guide the wire(s) from the underside of the table to the power source.











Questions?




800 876 2120

top >
edge >

edge ordering code (radius corner) >
or
edge ordering code (square corner) >
top thickness >

edge ordering code (radius corner) >
or
edge ordering code (square corner) >
top thickness >
top thickness price >

Laminate PVC	Laminate Wood	Veneer Wood
Flat 	Flat 	Flat 
LP2R or LP2S 1 1/4"	LW2R or LW2S 1 1/4"	VW2R or VW2S 1 1/4"
Fluted 	Fluted 	Fluted 
LPF2R or LPF2S 1 1/4"	LWF2R or LWF2S 1 1/4"	VWF2R or VWF2S 1 1/4"
1 1/4"	1 1/4"	1 1/4"

Base Style	Table Description	Model #	Product Wt
	No Modesty		
	20 x 48 Fix	TPIC 2048REFX	72
	20 x 60 Fix	TPIC 2060REFX	90
	20 x 72 Fix	TPIC 2072REFX	102
	24 x 48 Fix	TPIC 2448REFX	82
	24 x 60 Fix	TPIC 2460REFX	102
	24 x 72 Fix	TPIC 2472REFX	115
	30 x 48 Fix	TPIC 3048REFX	97
	30 x 60 Fix	TPIC 3060REFX	120
30 x 72 Fix	TPIC 3072REFX	135	
	Slotted Metal Modesty		
	20 x 48 Fix w/FixSlottedMetalMod	TPIC 2048REFX XD	78
	20 x 60 Fix w/FixSlottedMetalMod	TPIC 2060REFX XD	98
	20 x 72 Fix w/FixSlottedMetalMod	TPIC 2072REFX XD	113
	24 x 48 Fix w/FixSlottedMetalMod	TPIC 2448REFX XD	88
	24 x 60 Fix w/FixSlottedMetalMod	TPIC 2460REFX XD	110
	24 x 72 Fix w/FixSlottedMetalMod	TPIC 2472REFX XD	126
	30 x 48 Fix w/FixSlottedMetalMod	TPIC 3048REFX XD	103
	30 x 60 Fix w/FixSlottedMetalMod	TPIC 3060REFX XD	128
30 x 72 Fix w/FixSlottedMetalMod	TPIC 3072REFX XD	146	
	Smooth Metal Modesty		
	20 x 48 Fix w/FixSmoothMetalMod	TPIC 2048REFX XO	78
	20 x 60 Fix w/FixSmoothMetalMod	TPIC 2060REFX XO	98
	20 x 72 Fix w/FixSmoothMetalMod	TPIC 2072REFX XO	113
	24 x 48 Fix w/FixSmoothMetalMod	TPIC 2448REFX XO	88
	24 x 60 Fix w/FixSmoothMetalMod	TPIC 2460REFX XO	110
	24 x 72 Fix w/FixSmoothMetalMod	TPIC 2472REFX XO	126
	30 x 48 Fix w/FixSmoothMetalMod	TPIC 3048REFX XO	103
	30 x 60 Fix w/FixSmoothMetalMod	TPIC 3060REFX XO	128
30 x 72 Fix w/FixSmoothMetalMod	TPIC 3072REFX XO	146	

To Order, Specify...

- 1 Model Number
- 2 Top Material
- 3 Edge Style and Thickness
- 4 Edge Color
- 5 Base Color
- 6 Additional Options



Finish Options

Chrome	\$ 165
Nickel	\$ 223
Powder Coat, Standard	n/c
Powder Coat, Premium	\$ 165
Platinum	\$ 488

Top Options

Special Laminate	TSP	call
Custom Cutout (per cutout)	TCC	\$ 120

Power + Data Options

Please reference the Power + Data Price List

Wire Management Options

Troupe Legway Manager, Set of 2	WTPL	\$ 112
Basket, Under Top Mount	WBT	\$ 97
1 Oval Brush Grommet, Provide Location Print	WOG	\$ 97
1 Round Grommet, Provide Location Print	WRG	\$ 76

Accessories

Keyboard Platform w/Mouse Surface	AKP27M	\$ 760
CPU Holder (3" - 9" adjustment)	ACPU3-9F	\$ 237
CPU Holder (5" - 8" adjustment)	ACPU5-8F	\$ 155
CPU Holder (3" - 5" adjustment)	ACPU3F	\$ 155

Mini-Modesty Options

48" Length	ATPMM48	\$ 77
60" Length	ATPMM60	\$ 95
72" Length	ATPMM72	\$ 110



Questions?

800 876 2120

top >
edge >

edge ordering code (radius corner) >
or
edge ordering code (square corner) >
top thickness >

edge ordering code (radius corner) >
or
edge ordering code (square corner) >
top thickness >
top thickness price >

Laminate PVC	Laminate Wood	Veneer Wood
Flat 	Flat 	Flat
LP2R or LP2S 1 1/4"	LW2R or LW2S 1 1/4"	VW2R or VW2S 1 1/4"
Fluted 	Fluted 	Fluted
LPF2R or LPF2S 1 1/4"	LWF2R or LWF2S 1 1/4"	VWF2R or VWF2S 1 1/4"
1 1/4"	1 1/4"	1 1/4"

Base Style	Table Description	Model #	Product Wt
	No Modesty		
	20 x 48 Fix	TPIG 2048REFX	72
	20 x 60 Fix	TPIG 2060REFX	91
	20 x 72 Fix	TPIG 2072REFX	103
	24 x 48 Fix	TPIG 2448REFX	82
	24 x 60 Fix	TPIG 2460REFX	102
	24 x 72 Fix	TPIG 2472REFX	116
	30 x 48 Fix	TPIG 3048REFX	96
	30 x 60 Fix	TPIG 3060REFX	120
30 x 72 Fix	TPIG 3072REFX	137	
	Slotted Metal Modesty		
	20 x 48 Fix w/FixSlottedMetalMod	TPIG 2048REFX XD	79
	20 x 60 Fix w/FixSlottedMetalMod	TPIG 2060REFX XD	100
	20 x 72 Fix w/FixSlottedMetalMod	TPIG 2072REFX XD	114
	24 x 48 Fix w/FixSlottedMetalMod	TPIG 2448REFX XD	89
	24 x 60 Fix w/FixSlottedMetalMod	TPIG 2460REFX XD	111
	24 x 72 Fix w/FixSlottedMetalMod	TPIG 2472REFX XD	127
	30 x 48 Fix w/FixSlottedMetalMod	TPIG 3048REFX XD	104
	30 x 60 Fix w/FixSlottedMetalMod	TPIG 3060REFX XD	129
30 x 72 Fix w/FixSlottedMetalMod	TPIG 3072REFX XD	148	
	Smooth Metal Modesty		
	20 x 48 Fix w/FixSmoothMetalMod	TPIG 2048REFX XO	79
	20 x 60 Fix w/FixSmoothMetalMod	TPIG 2060REFX XO	100
	20 x 72 Fix w/FixSmoothMetalMod	TPIG 2072REFX XO	114
	24 x 48 Fix w/FixSmoothMetalMod	TPIG 2448REFX XO	89
	24 x 60 Fix w/FixSmoothMetalMod	TPIG 2460REFX XO	111
	24 x 72 Fix w/FixSmoothMetalMod	TPIG 2472REFX XO	127
	30 x 48 Fix w/FixSmoothMetalMod	TPIG 3048REFX XO	104
	30 x 60 Fix w/FixSmoothMetalMod	TPIG 3060REFX XO	129
30 x 72 Fix w/FixSmoothMetalMod	TPIG 3072REFX XO	148	

To Order, Specify...

- 1 Model Number
- 2 Top Material
- 3 Edge Style and Thickness
- 4 Edge Color
- 5 Leg Color
- 6 Accent Color
- 7 Modesty Color
- 7 Additional Options



Base Options	Code	Price
Self-Leveling Glides (4).....	GLD04	\$ 49

Finish Options		
Chrome		\$ 165
Nickel.....		\$ 223
Powder Coat, Standard		n/c
Powder Coat, Premium.....		\$ 165
Platinum.....		\$ 488

Top Options		
Special Laminate.....	TSP	call
Custom Cutout (per cutout)	TCC	\$ 120

Power + Data Options
Please reference the Power + Data Price List

Wire Management Options		
Troupe Legway Manager, Set of 2	WTPL	\$ 112
Basket, Under Top Mount	WBT	\$ 97
1 Oval Brush Grommet, Provide Location Print.....	WOG	\$ 97
1 Round Grommet, Provide Location Print	WRG	\$ 76

Accessories		
Keyboard Platform w/Mouse Surface	AKP27M	\$ 760
CPU Holder (3" - 9" adjustment)	ACPU3-9F	\$ 237
CPU Holder (5" - 8" adjustment).....	ACPU5-8F	\$ 155
CPU Holder (3" - 5" adjustment).....	ACPU3F	\$ 155
Table Floor Mount Bracket Set.....	AFB	\$ 57

Mini-Modesty Options		
48" Length.....	ATPMM48	\$ 77
60" Length.....	ATPMM60	\$ 95
72" Length.....	ATPMM72	\$ 110



Troupe Media Walls can be specified with either a rectangle or D-shaped top. Rectangle tops are 42" or 48" wide and 60" or 72" long. The D-shaped tops are 54" wide and 60" or 72" long. Tops are mounted to the 72" tall media wall and can be specified in 30", 36" or 42" table heights. The media wall is 5½" deep with a removable back panel which allows access to wires.

The media wall panels are black thermally fused laminate with deep linear lines that enhance the color with a coordinating PVC edge. All metal components of the media wall are Ebony powder coat.

Tops

The 1 ¼" rectangle and D-shaped tops are available in laminate or veneer. Tops are mounted to the media wall and supported with two bases. For additional support a stretcher rail is included.

Stretcher Rails

Stretcher rails run diagonally from leg to leg and mount to the case. Rails are 2" tall with a distance of 10" from bottom rail to the floor. The fully welded stretcher rails are the same color as the legs.

Leg Accent

As an added feature all Troupe legs have a metal accent piece. This appealing design aesthetic allows the designer or specifier to specify one color for a monochromatic look or select two coordinating powder coat colors enhancing the design beauty of the table.

Apron

A 2" angle iron apron is mounted under the top for added stability. Apron is the same color as the accent pieces and will be mounted to all four sides of the table.

Grommets

A black grommet with a 2¼" inside dimension will be factory installed 3¾" below the underside of the table top and centered on the media wall. One additional grommet will be shipped with each media wall that can be field installed if desired. The additional grommet will require a 2½" cutout.

Power + Data

To complete your specification, power and data along with wire management options can be added to your table. Refer to the Power + Data Price List.

Laminate and Veneer, Standard Core Construction

The standard top construction consists of 45-50 lb particleboard, surfaced with a high pressure laminate or plain sliced veneer face. A backer sheet is laminated to the underside of the top. Tops are shipped with understructure attached.



PVC Flat or Fluted Edge - 1 1/4"

Edge of 2mm PVC hot melt banded to the top with 1/8" radius at the top and bottom. Available with 1 1/2" radius corners or square corners.



Offered in twenty-one (21) standard colors.



Wood Flat or Fluted Edge - 1 1/4"

Wood banding hot melt banded to the top with 1/8" radius at the top and bottom. Available with 1 1/2" radius corners or square corners.



Offered in Ash, Cherry, Maple or Walnut materials.

Shipping Schedule

Standard Items

Laminate, PVC Edge	3-5 WEEKS
Laminate, Wood Edge	3-5 WEEKS
Veneer, Wood Edge	6-8 WEEKS

Contact Versteel Customer Service for special lead time requests.

BIFMA

All Versteel products are constructed to pass the relevant ANSI/BIFMA standards. For more detailed specifications by series and base style, contact Versteel Customer Service at 800.876.2120.

Additional information regarding warranty, terms and conditions, shipping, care and maintenance, etc. can be found in the All Tables price list.

To Order, Specify...

- 1 Model Number, include top and edge style
- 2 Top Material
 - a. Laminate manufacturer and color
 - b. Veneer species and finish color
- 3 Edge Color
- 4 Leg + Stretcher Color
- 5 Accent + Apron Color
- 6 Additional Options

base model						finish selections				options
TP	MW	4272	RE	H36	LP2R	TN WF0011-AB / CCOC / PCOC / Pnut				
series	base style	top size	top shape	table height	top, edge & corner	top laminate manufacturer & laminate code	edge color	leg & stretcher color	accent & apron color	

A **TPMW 4272REH36 LP2R** is a Troupe Media Wall with a 42" x 72" Rectangle shape top, 36" table height with laminate 1/8" thick top and a PVC edge with radius corners.

The codes **TN WF0011-AB/CCOC/PCOC/Pnut** specify Nevamar WF0011-AB Macchiato laminate, Coconut PVC edge, Coconut legs and stretcher, and Nutmeg accent and apron color.

Model Number **TPMW 4272REH36 LP2R**


Orders may be sent via
Mailing Address

Versteel
 2332 Cathy Lane
 Jasper IN 47546

Contact Versteel

Email contact@versteel.com
Phone 800 876 2120
 812 634 2120

Top Laminate

Versteel's standard offering of laminates includes over 900 laminates from Formica, Nevamar, Pionite and Wilsonart.

Laminate manufacturers change standard offerings frequently, making it possible a standard product can become unavailable. Versteel cannot be responsible for any inconvenience this may cause.

Veneer

Media Wall tops are available with plain sliced Ash, Cherry, Maple and Walnut veneers.

Veneer Species

Ash AP01	Maple MP01
Cherry CP01	Walnut WP01

Veneer Finish

Ash

Beach VBEA	Fog VFOG
Chestnut VCHE	Pebble VPEB
Drift VDRI	Whisper VVHI
Fawn VFAW	

Cherry

Blossom Cherry VBLC	Java Cherry VJAC
Cordovan Cherry VCNC	Millwork Cherry VMWC
Golden Cherry VGNC	

Maple

Caramel Maple VCMM	Sugar Maple VSUM
Solar Maple VSLM	

Walnut

Brighton Walnut VBRW	Natural Walnut VNAW
Espresso Walnut VESW	

PVC Edge Colors

Absolute Acajou CABA	Nimbus CNIM
Alloy CALY	Pearl CPEA
Carbon CCAR	Platinum CPLA
Champagne CCHA	Pralines & Cream CPRC
Coconut CCOC	Shadow CSHA
Ebony CEBO	Snow CSNO
Florence Walnut CFLW	Stone CSTO
Fossil CFOS	Storm CSTM
Grahitte CGRA	Whisper CWHI
Grey CGRE	White Linen CWHL
Kensington Maple CKEM	

Wood Edge Species

Ash A01	Maple M01
Cherry C01	Walnut W01

Wood Edge Finishes

Ash

Beach VBEA	Fog VFOG
Chestnut VCHE	Pebble VPEB
Drift VDRI	Whisper VVHI
Fawn VFAW	

Cherry

Blossom Cherry VBLC	Java Cherry VJAC
Cordovan Cherry VCNC	Millwork Cherry VMWC
Golden Cherry VGNC	

Maple

Caramel Maple VCMM	Sugar Maple VSUM
Solar Maple VSLM	

Walnut

Brighton Walnut VBRW	Natural Walnut VNAW
Espresso Walnut VESW	

Powder Coat Finishes

All powder coat finishes in the Versteel offering have been formulated with the use of epoxy, polyester or epoxy and polyester blends to maximize the finish durability.

Powder Coat Finish Options

Powder Coat - Standardn/c
Powder Coat - Premium (Hope)	\$165
Powder Coat - Premium (Platinum)	\$488

Powder Coat Colors

AlloyPALY	NavyPNAV
AmethystPAME	NimbusPNIM
AnthracitePANT	NutmegPNUT
Black AnodizedPBLA	PearlPPEA
BronzePBRO	PebblePPEB
CalypsoPCAL	Ⓟ PlatinumPPLA
CarbonPCAR	PoppyPPOP
ChampagnePCHA	RoyalPROY
CoconutPCOC	SeasidePSEA
CrimsonPCRI	ShipyardPSHI
DaffodilPDAF	SilverPSIL
EbonyPEBO	SnowPSNO
ForestPFOR	StonePSTO
FossilPFOS	StormPSTM
GraphitePGRA	Terra CottaPTEC
Ⓟ HopePHOP	WhisperPWHI
Kelly GreenPKEG	White LinenPWHL
MicaPMIC	Powder Coat AlternativeOPA
MintPMNT		

NOTE CHROME, NICKEL AND TRANSPARENT POWDER COAT ARE NOT AVAILABLE ON TROUPE GATHERING

Premium Powder Coats (indicated by Ⓟ)

Versteel's premium process uses specially formulated powder coats for a truly unique color palette.

Special Laminate**Call for quotation**

Specify code **TSP** (*Special Laminate*), indicate the quoted charges per table

Special laminates and patterns can be specified as an option. To specify, contact Versteel for availability and pricing.

NOTE LAMINATES IN STANDARD COLORS AND TEXTURES FROM FORMICA, NEVAMAR, PIONITE AND WILSONART ARE STANDARD

CAUTION LAMINATE MANUFACTURERS CHANGE STANDARD OFFERINGS FREQUENTLY, AND IT IS POSSIBLE THAT A STANDARD PRODUCT CAN BECOME UNAVAILABLE. VERSTEEL CANNOT BE RESPONSIBLE FOR ANY INCONVENIENCE THIS MAY CAUSE.

Custom PVC Color Match**Call for quotation / one time charge per color, per order**

Specify code **OCF** (*Custom PVC Color Match*), add cost from Versteel quotation

PVC Color Match can be the selection of a color that is available from a Versteel supplier or a new custom color developed for the order. Minimum footage requirements mean that the amount of material needed for your order will effect the cost.

For PVC Color Matching you must supply a color reference sample. Versteel will review the sample for possible existing colors available and send a sample for customer approval. If no color match exists, a custom match will be developed and sampled for customer approval before a production schedule is established.

Powder Coat Alternative**Call for quotation**

Specify code **OPA** (*Powder Coat Alternative*), add cost from Versteel quotation

Powder Coat Alternative is available from Versteel. The entire RAL color reference along with hundreds of other color and finishes are available.

For Powder Coat Alternative matching, you must supply a color reference sample, or an RAL number. Versteel will review the sample for possible existing colors available and send a sample for customer approval. If no color match exists a custom match can be developed. Call Versteel Customer Service for associated upcharges on custom color development.

Stain Finish Match**\$996 / one time charge per finish, per order**

Specify code **OSM** (*Stain Finish Match*), add \$996.00 list per finish, per order

Alternative Stain Finishes are available for veneer and wood edged tops.

For Stain Finish Matching you must supply two 4" x 4" finish color and grain reference samples. An expertly finish matched sample will be provided for customer approval.

Veneer and Wood Edge Alternatives**Call for quotation**

For veneer and wood edge requirements other than the standard plain sliced Ash, Cherry, Maple and Walnut, contact Versteel Customer Service. Versteel is adept at working with a host of domestic and exotic materials. From inlays, figures, pie cuts and special edge profiles, to custom fill levels and sheens, each top is created using the best of technology and old world craftsmanship. The items you only imagined or expected to only be available from a millwork shop are now just another part of your Versteel order. Call Versteel Customer Service for availability and quotation.

Wood Finish Alternatives**Call for quotation**

When veneer tables are required to have a finish other than the standard natural grain fill level finish appearance, semi-filled or full-filled finishes are available by requesting a quote from Versteel. Call Versteel Customer Service for availability and quotation.

Table Top Alternatives

Table tops can be produced in alternative top material if desired. Contact Versteel Customer Service for pricing and availability.

NOTE CUSTOMS OR ALTERNATIVES MAY AFFECT STANDARD PRODUCTION SCHEDULES

Troupe Legway Manager- \$112 / set of 2
*Specify code WTPL (Troupe Legway Manager),
add \$112.00 list per set of two*

Black U-shaped wire manager that magnetically attaches to the inside of the concave portion of the Troupe leg. These legways guide the wire(s) from the underside of the table to the power source.





Questions?

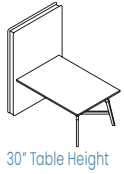
800 876 2120

top >
edge >

edge ordering code (radius corner) >
or
edge ordering code (square corner) >
top thickness >

edge ordering code (radius corner) >
or
edge ordering code (square corner) >
top thickness >
top thickness price >

Table Description	Model #	Product Wt	Laminate PVC	Laminate Wood	Veneer Wood
			Flat LP2R or LP2S 1 1/2"	Flat LW2R or LW2S 1 1/2"	Flat VW2R or VW2S 1 1/2"
			Fluted LPF2R or LPF2S 1 1/2"	Fluted LWF2R or LWF2S 1 1/2"	Fluted VWF2R or VWF2S 1 1/2"
			1 1/2"	1 1/2"	1 1/2"
30" Table Height					
42 x 60 Fix	TPMW 4260REH30	369	4496	5218	7666
42 x 72 Fix	TPMW 4272REH30	390	4586	5395	8185
48 x 60 Fix	TPMW 4860REH30	405	4752	5518	8198
48 x 72 Fix	TPMW 4872REH30	430	4842	5696	8585
36" Table Height					
42 x 60 Fix	TPMW 4260REH36	372	4577	5299	7747
42 x 72 Fix	TPMW 4272REH36	390	4667	5476	8266
48 x 60 Fix	TPMW 4860REH36	409	4833	5599	8279
48 x 72 Fix	TPMW 4872REH36	434	4923	5777	8666
42" Table Height					
42 x 60 Fix	TPMW 4260REH42	377	4937	5659	8107
42 x 72 Fix	TPMW 4272REH42	399	5022	5831	8621
48 x 60 Fix	TPMW 4860REH42	413	5193	5959	8639
48 x 72 Fix	TPMW 4872REH42	438	5279	6133	9022



30" Table Height



36" Table Height



42" Table Height

To Order, Specify...

- 1 Model Number
- 2 Top Material
- 3 Edge Style and Thickness
- 4 Edge Color
- 5 Leg and Stretcher Color
- 6 Accent and Apron Color
- 7 Additional Options



Finish Options

Powder Coat, Standard	n/c
Powder Coat, Premium.....	\$ 165
Platinum.....	\$ 488

Top Options

Special Laminate.....	TSP
Custom Cutout (per cutout)	TCC \$ 120

Power + Data Options

Please reference the Power + Data Price List

Wire Management Options

Troupe Legway Manager, Set of 2	WTPL \$ 112
1 Oval Brush Grommet, Provide Location Print	WOG \$ 97
1 Round Grommet, Provide Location Print	WRG \$ 76
Basket, Under Top Mount	WBT \$ 97



Questions?

800 876 2120

top >	Laminate PVC	Laminate Wood	Veneer Wood
edge >	Flat	Flat	Flat
edge ordering code >	LP2R	LW2R	VW2R
top thickness >	1 1/4"	1 1/4"	1 1/4"
edge ordering code >	LPF2R	LWF2R	VWF2R
top thickness >	1 1/4"	1 1/4"	1 1/4"
top thickness price >	1 1/4"	1 1/4"	1 1/4"

	Table Description	Model #	Product Wt			
 30" Table Height	30" Table Height					
	54 x 60 Fix	TPMW 5460CDH30	424	5153	6048	9633
	54 x 72 Fix	TPMW 5472CDH30	451	5288	6225	9631
 36" Table Height	36" Table Height					
	54 x 60 Fix	TPMW 5460CDH36	428	5234	6129	9714
	54 x 72 Fix	TPMW 5472CDH36	455	5351	6288	9694
 42" Table Height	42" Table Height					
	54 x 60 Fix	TPMW 5460CDH42	432	5589	6484	10069
	54 x 72 Fix	TPMW 5472CDH42	459	5706	6643	10049

To Order, Specify...

- 1 Model Number
- 2 Top Material
- 3 Edge Style and Thickness
- 4 Edge Color
- 5 Leg and Stretcher Color
- 6 Accent and Apron Color
- 7 Additional Options



Finish Options

Powder Coat, Standard	n/c
Powder Coat, Premium.....	\$ 165
Platinum.....	\$ 488

Top Options

Special Laminate.....	TSP
Custom Cutout (per cutout)	TCC \$ 120

Power + Data Options

Please reference the Power + Data Price List

Wire Management Options

Troupe Legway Manager, Set of 2	WTPL \$ 112
1 Oval Brush Grommet, Provide Location Print	WOG \$ 97
1 Round Grommet, Provide Location Print	WRG \$ 76
Basket, Under Top Mount	WBT \$ 97

**Tops**

Troupe Training tables are available with rectangle shape tops ranging from 20" to 30" wide and 48" to 72" in length. The 1/4" laminate tops can be specified with several edge details.

Bases

Tables can be ordered with fixed, folding or slim-tilt T bases. End-Sit bases are available on tables with fixed or slim-tilt functions. All are standard with four locking 3" hollow wheel black casters. Optional adjustable nylon glides can be specified if casters are not desired.

Modesty Panels

Troupe training tables are standard with modesty panels. Refer to the Modesty Panel Construction Specifications page and the individual pricing pages for additional information.

Power + Data

To complete your specification, power and data, along with wire management options, can be added to your table. Refer to the Power + Data Price List.

NOTE EXCLUSIONS REGARDING EDGE THICKNESS, BASE FUNCTIONS AND HEIGHT MAY APPLY, REFER TO INDIVIDUAL PRICING PAGES FOR COMPLETE PRODUCT OFFERING

Laminate Standard Core Construction

The standard top construction consists of 45-50 lb particleboard, surfaced with a high pressure laminate face. A backer sheet is laminated to the underside of the top. Tops are shipped pre-drilled for field installation of bases and accessories.

PVC Flat or Fluted Edge

Edge of 2mm PVC hot melt banded to the top with 1/8" radius at the top and bottom. Available with 1 1/2" radius corners or square corners.



Offered in twenty-one (21) standard colors.

Wood Flat or Fluted Edge

Wood banding hot melt banded to the top with 1/8" radius at the top and bottom. Available with 1 1/2" radius corners or square corners.



Offered in Ash, Cherry, Maple or Walnut materials.

Shipping Schedule**Standard Items**

Laminate, PVC Edge	3-5 WEEKS
Laminate, Wood Edge	3-5 WEEKS

Contact Versteel Customer Service for special lead time requests.

BIFMA

All Versteel products are constructed to pass the relevant ANSI/BIFMA standards. For more detailed specifications by series and base style, contact Versteel Customer Service at 800.876.2120.

Additional information regarding warranty, terms and conditions, shipping, care and maintenance, etc. can be found in the All Tables price list.

Fixed (XD) or Removable (RD) Slotted Modesty

The 8½" high Fixed or Removable Slotted Metal Modesty panel is a formed steel panel with slotted holes that is mounted to the top with screws through steel brackets. It must be field installed into pre-drilled positions in the top. A deep channel in the back of the panel allows for the routing of power and data cables inside the modesty. Mounting hardware is packed with the modesty panel. Powder coat finish on the panel matches the base finish unless specified differently. Transparent powder coat finishes, Chrome and Nickel are not available.

NOTE RADIUS CORNERS ARE NOT RECOMMENDED ON THE TABLE TOP WHEN A FIXED OR REMOVABLE SLOTTED MODESTY IS SPECIFIED.

**Fixed (XO) or Removable (RO) Smooth Modesty**

The 8½" high Fixed or Removable Smooth Metal Modesty panel is a formed steel panel that is mounted to the top with screws through steel brackets. It must be field installed into pre-drilled positions in the top. A deep channel in the back of the panel allows for the routing of power and data cables inside the modesty. Mounting hardware is packed with the modesty panel. Powder coat finish on the panel matches the base finish unless specified differently. Transparent powder coat finishes, Chrome and Nickel are not available.

NOTE RADIUS CORNERS ARE NOT RECOMMENDED ON THE TABLE TOP WHEN A FIXED OR REMOVABLE SMOOTH MODESTY IS SPECIFIED.

**Hanging Slotted Modesty (HD)**

The 8½" high Hanging Slotted Metal Modesty panel is mounted to the top with a hinge that is factory installed. This mechanism pivots if the table is tilted to allow for a 90 degree slim-tilt. Modesty panel does not ship installed on the top. Powder coat finish on the panel matches the base finish unless specified differently. Transparent powder coat finishes, Chrome and Nickel are not available.

**Hanging Smooth Modesty (HO)**

The 8½" high Hanging Smooth Metal Modesty panel is mounted to the top with a hinge that is factory installed. This mechanism pivots if the table is tilted to allow for a 90 degree slim-tilt. Modesty panel does not ship installed on the top. Powder coat finish on the panel matches the base finish unless specified differently. Transparent powder coat finishes, Chrome and Nickel are not available.



Training Tables

Troupe
How To Order

VERSTEEL

To Order, Specify...

- 1 Model Number, include top and edge style
- 2 Top Material
 - a. Laminate manufacturer and color
- 3 Edge Color
- 4 Base Color
- 5 Additional Options

base model						finish selections			options					
TT	T1	2460	RE	ST	RO	LP2S	/	TP WY160-SD	/	CABA	/	PALY	/	
series	base style	top size	top shape	table function	modesty function	top, edge & corner		top laminate manufacture & laminate code		edge color		base + modesty color		base option

A **TTT12460RESTRO LP2S** is a Troupe series 24" x 60" rectangle training table with slim-tilt T1 bases, a removable smooth modesty and a laminate 1/4" thick top with a PVC edge and square corners.

The codes **TP WY160-SD / CABA / PALY** specify a Pionite WY160-SD Absolute Acajou laminate, Absolute Acajou PVC edge, Alloy bases and modesty panel.

Model Number **TTT12460RESTRO LP2S**



Orders may be sent via

Mailing Address

Versteel
2332 Cathy Lane
Jasper IN 47546

Contact Versteel

Email contact@versteel.com
Phone 800 876 2120
812 634 2120

Laminate

Versteel's standard offering of laminates includes over 900 laminates from Formica, Nevamar, Pionite and Wilsonart.

Laminate manufacturers change standard offerings frequently, making it possible a standard product can become unavailable. Versteel cannot be responsible for any inconvenience this may cause.

PVC Edge Colors

Absolute Acajou	CABA	Nimbus.	CNIM
Alloy.	CALY	Pearl	CPEA
Carbon.	CCAR	Platinum	CPLA
Champagne	CCHA	Pralines & Cream	CPRC
Coconut	CCOC	Shadow	CSHA
Ebony.	CEBO	Snow	CSNO
Florence Walnut	CFLW	Stone	CSTO
Fossil	CFOS	Storm.	CSTM
Graphite	CGRA	Whisper	CWHI
Grey.	CGRE	White Linen	CWHL
Kensington Maple.	CKEM		

Wood Edge Species

Ash	A01	Maple.	M01
Cherry	C01	Walnut	W01

Wood Edge Finishes

Ash

Beach.	WBEA	Fog	WFOG
Chestnut.	WCHE	Pebble	WPEB
Drift	WDRI	Whisper	WWHI
Fawn	WFAW		

Cherry

Blossom Cherry	WBLC	Java Cherry.	WJAC
Cordovan Cherry	WCNC	Millwork Cherry.	WMWC
Golden Cherry	WGNC		

Maple

Caramel Maple	WCMM	Sugar Maple	WSUM
Solar Maple.	WSLM		

Walnut

Brighton Walnut	WBRW	Natural Walnut.	WNAW
Espresso Walnut.	WESW		

Powder Coat Finishes

All powder coat finishes in the Versteel offering have been formulated with the use of epoxy, polyester or epoxy and polyester blends to maximize the finish durability.

Powder Coat Finish Options

Powder Coat – Standardn/c
Powder Coat – Premium (Hope).	\$165
Powder Coat – Premium (Platinum)	\$488

Powder Coat Colors

Alloy.	PALY	Navy	PNAV
Amethyst	PAME	Nimbus.	PNIM
Anthracite.	PANT	Nutmeg	PNUT
Black Anodized.	PBLA	Pearl	PPEA
Bronze	PBRO	Pebble	PPEB
Calypso	PCAL	Platinum	PPLA
Carbon.	PCAR	Poppy.	PPOP
Champagne	PCHA	Royal	PROY
Coconut	PCOC	Seaside	PSEA
Crimson	PCRI	Shipyards	PSHI
Daffodil.	PDAF	Silver	PSIL
Ebony.	PEBO	Snow	PSNO
Forest.	PFOR	Stone	PSTO
Fossil	PFOS	Storm.	PSTM
Graphite	PGRA	Terra Cotta	PTEC
Hope	PHOP	Whisper	PWHI
Kelly Green	PKEG	White Linen	PWHL
Mica.	PMIC	Powder Coat Alternative	OPA
Mint	PMNT		

Premium Powder Coats (indicated by P)

Versteel's premium process uses specially formulated powder coats for a truly unique color palette.

Chrome

Versteel applies a deep luster chrome plated finish. Chrome is the most durable finish available. Specify Chrome and add \$165 list per table. Chrome is not available on the accent or modesty panels.

Chrome	ECHR
------------------	------

Nickel

Versteel applies a nickel plated finish with a clear coat applied for durability. Specify Nickel and add \$223 list per table. Nickel is not available on the accent or modesty panels.

Nickel	ENKL
------------------	------

Special Laminate**Call for quotation**

Specify code **TSP** (*Special Laminate*), indicate the quoted charges per table

Special laminates and patterns can be specified as an option. To specify, contact Versteel Customer Service for availability and pricing.

NOTE LAMINATES IN STANDARD COLORS AND TEXTURES FROM FORMICA, NEVAMAR, PIONITE AND WILSONART ARE STANDARD

CAUTION LAMINATE MANUFACTURERS CHANGE STANDARD OFFERINGS FREQUENTLY, MAKING IT POSSIBLE A STANDARD PRODUCT CAN BECOME UNAVAILABLE. VERSTEEL CANNOT BE RESPONSIBLE FOR ANY INCONVENIENCE THIS MAY CAUSE.

Custom PVC Color Match**Call for quotation / one time charge per color, per order**

Specify code **OCF** (*Custom PVC Color Match*), add cost from Versteel quotation

PVC Color Match can be the selection of a color that is available from a Versteel supplier or a new custom color developed for the order. Minimum footage requirements mean that the amount of material needed for your order will effect the cost.

For PVC Color Matching you must supply a color reference sample. Versteel will review the sample for possible existing colors available and send a sample for customer approval. If no color match exists, a custom match will be developed and sampled for customer approval before a production schedule is established.

Powder Coat Alternative**Call for quotation**

Specify code **OPA** (*Powder Coat Alternative*), add cost from Versteel quotation

Powder Coat Alternative is available from Versteel. The entire RAL color reference along with hundreds of other color and finishes are available.

For Powder Coat Alternative matching, you must supply a color reference sample, or an RAL number. Versteel will review the sample for possible existing colors available and send a sample for customer approval. If no color match exists a custom match can be developed. Call Versteel Customer Service for associated upcharges on custom color development.

Stain Finish Match**\$996 / one time charge per finish, per order**

Specify code **OSM** (*Stain Finish Match*), add \$996.00 list per finish, per order

Alternative Stain Finishes are available for veneer and wood edged tops.

For Stain Finish Matching you must supply two 4" x 4" finish color and grain reference samples. An expertly finish matched sample will be provided for customer approval.

NOTE CUSTOMS OR ALTERNATIVES MAY AFFECT STANDARD PRODUCTION SCHEDULES

Glides

no charge

Specify code **GLD01** (Glides) no additional charge

Adjustable glides replace standard casters. There is no change in price when selecting this option. Table height will remain 30" when glides are specified.

Base Wire Access

\$32 / table

Specify code **BWA** (Base Wire Access), add \$32.00 list per table

Base Wire Access will be installed on one base. Base is installed in the field allowing you to determine which side of the table the Base Wire Access will be located on.

Top Custom Cutout

\$120 / cutout

Specify code **TCC** (Top Custom Cutout), add \$120.00 list per cutout

Top Custom Cutout requires a drawing for production and is subject to approvals.

Table Link

\$251 / table

Specify code **TLK** (Table Link), add \$251.00 list per table

Table Link is for linking Versteel table configurations in typical room situations. Table link will prevent the accidental disconnection of power supply to adjacent tables. Available on tables with PVC, 3mm Wood, Wood Square, Wood Fluted and Ergo user side edge details.



Table Link - Ends Only

\$135 / table

Specify code **TLE** (Table Link - Ends Only), add \$135.00 list per table

Table Link is for linking Versteel table configurations in typical room situations. Specify Table Link - Ends Only when your configuration requires linking on the table ends only. Available on tables with PVC, 3mm Wood, Wood Square, Wood Fluted and Ergo user side edge details. Table Link - Ends Only is included with electrical package options. This will prevent the accidental disconnection of power supply to adjacent tables.





Questions?

800 876 2120

Overlapping Folding Bases

top >
edge >

edge ordering code (radius corner) >
or
edge ordering code (square corner) >
top thickness >

edge ordering code (radius corner) >
or
edge ordering code (square corner) >
top thickness >
top thickness price >

top > edge >	Laminate PVC	Laminate Wood
	Flat	Flat
	LP2R or LP2S 1 1/4"	LW2R or LW2S 1 1/4"
	Fluted	Fluted
	LPF2R or LPF2S 1 1/4"	LWF2R or LWF2S 1 1/4"
	1 1/4"	1 1/4"

Base Style Table Description Model # Product Wt



Table Description	Model #	Product Wt	Laminate PVC	Laminate Wood
Slotted Metal Modesty				
20 x 48 Fix w/FixSlottedMod	TTTT 2048REFX XD	63	1138	1570
20 x 48 Fix w/RemSlottedMod	TTTT 2048REFX RD	63	1153	1586
20 x 48 Fold <input checked="" type="checkbox"/> w/RemSlottedMod	TTTT 2048REFO RD	67	1410	1842
20 x 48 Slim-Tilt w/HangSlottedMod	TTTT 2048REST HD	75	1525	2034
20 x 60 Fix w/FixSlottedMod	TTTT 2060REFX XD	76	1279	1783
20 x 60 Fix w/RemSlottedMod	TTTT 2060REFX RD	76	1294	1799
20 x 60 Fold w/RemSlottedMod	TTTT 2060REFD RD	80	1551	2055
20 x 60 Slim-Tilt w/HangSlottedMod	TTTT 2060REST HD	88	1610	2193
20 x 72 Fix w/FixSlottedMod	TTTT 2072REFX XD	86	1364	1942
20 x 72 Fix w/RemSlottedMod	TTTT 2072REFX RD	86	1379	1958
20 x 72 Fold w/RemSlottedMod	TTTT 2072REFD RD	91	1636	2214
20 x 72 Slim-Tilt w/HangSlottedMod	TTTT 2072REST HD	98	1425	1899



Smooth Metal Modesty				
20 x 48 Fix w/FixSmoothMod	TTTT 2048REFX XO	63	1127	1560
20 x 48 Fix w/RemSmoothMod	TTTT 2048REFX RO	63	1143	1576
20 x 48 Fold <input checked="" type="checkbox"/> w/RemSmoothMod	TTTT 2048REFO RO	68	1400	1832
20 x 48 Slim-Tilt w/HangSmoothMod	TTTT 2048REST HO	75	1523	2032
20 x 60 Fix w/FixSmoothMod	TTTT 2060REFX XO	76	1268	1773
20 x 60 Fix w/RemSmoothMod	TTTT 2060REFX RO	77	1284	1789
20 x 60 Fold w/RemSmoothMod	TTTT 2060REFD RO	81	1541	2045
20 x 60 Slim-Tilt w/HangSmoothMod	TTTT 2060REST HO	88	1607	2190
20 x 72 Fix w/FixSmoothMod	TTTT 2072REFX XO	87	1353	1932
20 x 72 Fix w/RemSmoothMod	TTTT 2072REFX RO	87	1369	1948
20 x 72 Fold w/RemSmoothMod	TTTT 2072REFD RO	91	1626	2204
20 x 72 Slim-Tilt w/HangSmoothMod	TTTT 2072REST HO	98	1422	1896

To Order, Specify...

- 1 Model Number
- 2 Top Material
- 3 Edge Style and Thickness
- 4 Edge Color
- 5 Base Color
- 6 Additional Options



Base Options	Code	Price
Glides	GLD01	n/c
Base Wire AccessBWA	\$ 32

Finish Options		
Chrome		\$ 165
Nickel.....		\$ 223
Powder Coat, Standard		n/c
Powder Coat, Premium.....		\$ 165
Platinum.....		\$ 488

Top Options		
Table Link (all four sides)	TLK	\$ 251
Table Link (ends only)	TLE	\$ 135
Special Laminate.....	.TSP	call
Custom Cutout (per cutout)TCC	\$ 120

Power + Data Options
Please reference the Power + Data Price List

Wire Management Options		
Basket, Under Top MountWBT	\$ 97
1 Oval Brush Grommet, Provide Location Print.WOG	\$ 97
1 Round Grommet, Provide Location PrintWRG	\$ 76



Questions?

800 876 2120

Overlapping Folding Bases

top >
edge >

edge ordering code (radius corner) >
or
edge ordering code (square corner) >
top thickness >

edge ordering code (radius corner) >
or
edge ordering code (square corner) >
top thickness >
top thickness price >

Material	Edge Style	Edge Code	Top Thickness	Price
Laminate PVC	Flat	LP2R or LP2S	1 1/4"	
Laminate Wood	Flat	LW2R or LW2S	1 1/4"	
Laminate PVC	Fluted	LPF2R or LPF2S	1 1/4"	
Laminate Wood	Fluted	LWF2R or LWF2S	1 1/4"	

Base Style	Table Description	Model #	Product Wt
------------	-------------------	---------	------------



Slotted Metal Modesty			
	24 x 48 Fix w/FixSlottedMod	TTTT 2448REFX XD	70
	24 x 48 Fix w/RemSlottedMod	TTTT 2448REFX RD	70
	24 x 48 Fold <input checked="" type="checkbox"/> w/RemSlottedMod	TTTT 2448REFO RD	74
	24 x 48 Slim-Tilt w/HangSlottedMod	TTTT 2448REST HD	82
	24 x 60 Fix w/FixSlottedMod	TTTT 2460REFX XD	85
	24 x 60 Fix w/RemSlottedMod	TTTT 2460REFX RD	85
	24 x 60 Fold w/RemSlottedMod	TTTT 2460REFD RD	89
	24 x 60 Slim-Tilt w/HangSlottedMod	TTTT 2460REST HD	97
	24 x 72 Fix w/FixSlottedMod	TTTT 2472REFX XD	97
	24 x 72 Fix w/RemSlottedMod	TTTT 2472REFX RD	97
	24 x 72 Fold w/RemSlottedMod	TTTT 2472REFD RD	102
	24 x 72 Slim-Tilt w/HangSlottedMod	TTTT 2472REST HD	109



Smooth Metal Modesty			
	24 x 48 Fix w/FixSmoothMod	TTTT 2448REFX XO	70
	24 x 48 Fix w/RemSmoothMod	TTTT 2448REFX RO	71
	24 x 48 Fold <input checked="" type="checkbox"/> w/RemSmoothMod	TTTT 2448REFO RO	75
	24 x 48 Slim-Tilt w/HangSmoothMod	TTTT 2448REST HO	82
	24 x 60 Fix w/FixSmoothMod	TTTT 2460REFX XO	85
	24 x 60 Fix w/RemSmoothMod	TTTT 2460REFX RO	86
	24 x 60 Fold w/RemSmoothMod	TTTT 2460REFD RO	90
	24 x 60 Slim-Tilt w/HangSmoothMod	TTTT 2460REST HO	97
	24 x 72 Fix w/FixSmoothMod	TTTT 2472REFX XO	98
	24 x 72 Fix w/RemSmoothMod	TTTT 2472REFX RO	98
	24 x 72 Fold w/RemSmoothMod	TTTT 2472REFD RO	102
	24 x 72 Slim-Tilt w/HangSmoothMod	TTTT 2472REST HO	109

To Order, Specify...

- 1 Model Number
- 2 Top Material
- 3 Edge Style and Thickness
- 4 Edge Color
- 5 Base Color
- 6 Additional Options



Base Options	Code	Price
Glides	GLD01	n/c
Base Wire AccessBWA	\$ 32

Finish Options		
Chrome		\$ 165
Nickel.....		\$ 223
Powder Coat, Standard		n/c
Powder Coat, Premium.....		\$ 165
Platinum.....		\$ 488

Top Options		
Table Link (all four sides)	TLK	\$ 251
Table Link (ends only)	TLE	\$ 135
Special Laminate.....	TSP	call
Custom Cutout (per cutout)	TCC	\$ 120

Power + Data Options
Please reference the Power + Data Price List

Wire Management Options		
Basket, Under Top MountWBT	\$ 97
1 Oval Brush Grommet, Provide Location Print.WOG	\$ 97
1 Round Grommet, Provide Location PrintWRG	\$ 76



Questions?

800 876 2120

Overlapping Folding Bases

top >
edge >

edge ordering code (radius corner) >
or
edge ordering code (square corner) >
top thickness >

edge ordering code (radius corner) >
or
edge ordering code (square corner) >
top thickness >
top thickness price >

Material	Edge Style	Edge Code	Top Thickness	Price
Laminate PVC	Flat	LP2R or LP2S	1 1/4"	
Laminate Wood	Flat	LW2R or LW2S	1 1/4"	
Laminate PVC	Fluted	LPF2R or LPF2S	1 1/4"	
Laminate Wood	Fluted	LWF2R or LWF2S	1 1/4"	

Base Style	Table Description	Model #	Product Wt
------------	-------------------	---------	------------



Table Description	Model #	Product Wt
Slotted Metal Modesty		
30 x 48 Fix w/FixSlottedMod	TTTT 3048REFX XD	80
30 x 48 Fix w/RemSlottedMod	TTTT 3048REFX RD	80
30 x 48 Fold <input checked="" type="checkbox"/> w/RemSlottedMod	TTTT 3048REFO RD	84
30 x 48 Slim-Tilt w/HangSlottedMod	TTTT 3048REST HD	92
30 x 60 Fix w/FixSlottedMod	TTTT 3060REFX XD	98
30 x 60 Fix w/RemSlottedMod	TTTT 3060REFX RD	98
30 x 60 Fold w/RemSlottedMod	TTTT 3060REFD RD	102
30 x 60 Slim-Tilt w/HangSlottedMod	TTTT 3060REST HD	102
30 x 72 Fix w/FixSlottedMod	TTTT 3072REFX XD	113
30 x 72 Fix w/RemSlottedMod	TTTT 3072REFX RD	114
30 x 72 Fold w/RemSlottedMod	TTTT 3072REFD RD	117
30 x 72 Slim-Tilt w/HangSlottedMod	TTTT 3072REST HD	125



Table Description	Model #	Product Wt
Smooth Metal Modesty		
30 x 48 Fix w/FixSmoothMod	TTTT 3048REFX XO	80
30 x 48 Fix w/RemSmoothMod	TTTT 3048REFX RO	81
30 x 48 Fold <input checked="" type="checkbox"/> w/RemSmoothMod	TTTT 3048REFO RO	85
30 x 48 Slim-Tilt w/HangSmoothMod	TTTT 3048REST HO	92
30 x 60 Fix w/FixSmoothMod	TTTT 3060REFX XO	98
30 x 60 Fix w/RemSmoothMod	TTTT 3060REFX RO	99
30 x 60 Fold w/RemSmoothMod	TTTT 3060REFD RO	103
30 x 60 Slim-Tilt w/HangSmoothMod	TTTT 3060REST HO	102
30 x 72 Fix w/FixSmoothMod	TTTT 3072REFX XO	114
30 x 72 Fix w/RemSmoothMod	TTTT 3072REFX RO	114
30 x 72 Fold w/RemSmoothMod	TTTT 3072REFD RO	118
30 x 72 Slim-Tilt w/HangSmoothMod	TTTT 3072REST HO	125

To Order, Specify...

- 1 Model Number
- 2 Top Material
- 3 Edge Style and Thickness
- 4 Edge Color
- 5 Base Color
- 6 Additional Options



Base Options	Code	Price
Glides	GLD01	n/c
Base Wire AccessBWA	\$ 32

Finish Options		
Chrome		\$ 165
Nickel.....		\$ 223
Powder Coat, Standard		n/c
Powder Coat, Premium.....		\$ 165
Platinum.....		\$ 488

Top Options		
Table Link (all four sides)	TLK	\$ 251
Table Link (ends only)	TLE	\$ 135
Special Laminate.....	TSP	call
Custom Cutout (per cutout)	TCC	\$ 120

Power + Data Options
Please reference the Power + Data Price List

Wire Management Options		
Basket, Under Top MountWBT	\$ 97
1 Oval Brush Grommet, Provide Location Print.WOG	\$ 97
1 Round Grommet, Provide Location PrintWRG	\$ 76



Questions?

800 876 2120

top >
edge >

edge ordering code (radius corner) >
or
edge ordering code (square corner) >
top thickness >

edge ordering code (radius corner) >
or
edge ordering code (square corner) >
top thickness >
top thickness price >

Base Style	Table Description	Model #	Product Wt	Laminate PVC	Laminate Wood	
	Slotted Metal Modesty			Flat	Flat	
	24 x 48 Fix w/FixSlottedMod	TTTE 2448REFX XD	70	LP2R	LW2R	
	24 x 48 Fix w/RemSlottedMod	TTTE 2448REFX RD	70	LP2S	LW2S	
	24 x 48 Slim-Tilt w/HangSlottedMod	TTTE 2448REST HD	82	1 1/4"	1 1/4"	
	24 x 60 Fix w/FixSlottedMod	TTTE 2460REFX XD	85	LPF2R	LWF2R	
	24 x 60 Fix w/RemSlottedMod	TTTE 2460REFX RD	85	LPF2S	LWF2S	
	24 x 60 Slim-Tilt w/HangSlottedMod	TTTE 2460REST HD	97	1 1/4"	1 1/4"	
	24 x 72 Fix w/FixSlottedMod	TTTE 2472REFX XD	97	1 1/4"	1 1/4"	
	24 x 72 Fix w/RemSlottedMod	TTTE 2472REFX RD	97	1 1/4"	1 1/4"	
	24 x 72 Slim-Tilt w/HangSlottedMod	TTTE 2472REST HD	109	1 1/4"	1 1/4"	
		Smooth Metal Modesty				
		24 x 48 Fix w/FixSmoothMod	TTTE 2448REFX XO	70		
24 x 48 Fix w/RemSmoothMod		TTTE 2448REFX RO	71			
24 x 48 Slim-Tilt w/HangSmoothMod		TTTE 2448REST HO	82			
24 x 60 Fix w/FixSmoothMod		TTTE 2460REFX XO	85			
24 x 60 Fix w/RemSmoothMod		TTTE 2460REFX RO	86			
24 x 60 Slim-Tilt w/HangSmoothMod		TTTE 2460REST HO	97			
24 x 72 Fix w/FixSmoothMod		TTTE 2472REFX XO	98			
24 x 72 Fix w/RemSmoothMod		TTTE 2472REFX RO	98			
24 x 72 Slim-Tilt w/HangSmoothMod		TTTE 2472REST HO	109			

To Order, Specify...

- 1 Model Number
- 2 Top Material
- 3 Edge Style and Thickness
- 4 Edge Color
- 5 Base Color
- 6 Additional Options



Base Options	Code	Price
Glides	GLD01	n/c
Base Wire AccessBWA	\$ 32

Finish Options		
Chrome		\$ 165
Nickel.....		\$ 223
Powder Coat, Standard		n/c
Powder Coat, Premium.....		\$ 165
Platinum.....		\$ 488

Top Options		
Table Link (all four sides)	TLK	\$ 251
Table Link (ends only)	TLE	\$ 135
Special Laminate.....	TSP	call
Custom Cutout (per cutout)	TCC	\$ 120

Power + Data Options
Please reference the Power + Data Price List

Wire Management Options		
Basket, Under Top MountWBT	\$ 97
1 Oval Brush Grommet, Provide Location Print.WOG	\$ 97
1 Round Grommet, Provide Location PrintWRG	\$ 76



Questions?

800 876 2120

top >
edge >

edge ordering code (radius corner) >
or
edge ordering code (square corner) >
top thickness >

edge ordering code (radius corner) >
or
edge ordering code (square corner) >
top thickness >
top thickness price >

Laminate PVC	Laminate Wood
Flat	Flat
LP2R or LP2S 1 1/4"	LW2R or LW2S 1 1/4"
Fluted	Fluted
LPF2R or LPF2S 1 1/4"	LWF2R or LWF2S 1 1/4"
1 1/4"	1 1/4"

Base Style **Table Description** **Model #** **Product Wt**



Slotted Metal Modesty

30 x 48 Fix w/FixSlottedMod	TTTE 3048REFX XD	80	1234	1708
30 x 48 Fix w/RemSlottedMod	TTTE 3048REFX RD	80	1234	1708
30 x 48 Slim-Tilt w/HangSlottedMod	TTTE 3048REST HD	92	1435	1909
30 x 60 Fix w/FixSlottedMod	TTTE 3060REFX XD	98	1334	1880
30 x 60 Fix w/RemSlottedMod	TTTE 3060REFX RD	98	1334	1880
30 x 60 Slim-Tilt w/HangSlottedMod	TTTE 3060REST HD	102	1565	2112
30 x 72 Fix w/FixSlottedMod	TTTE 3072REFX XD	113	1483	2101
30 x 72 Fix w/RemSlottedMod	TTTE 3072REFX RD	114	1483	2101
30 x 72 Slim-Tilt w/HangSlottedMod	TTTE 3072REST HD	125	1715	2332



Smooth Metal Modesty

30 x 48 Fix w/FixSmoothMod	TTTE 3048REFX XO	80	1224	1698
30 x 48 Fix w/RemSmoothMod	TTTE 3048REFX RO	81	1239	1713
30 x 48 Slim-Tilt w/HangSmoothMod	TTTE 3048REST HO	92	1433	1907
30 x 60 Fix w/FixSmoothMod	TTTE 3060REFX XO	98	1324	1870
30 x 60 Fix w/RemSmoothMod	TTTE 3060REFX RO	99	1339	1886
30 x 60 Slim-Tilt w/HangSmoothMod	TTTE 3060REST HO	102	1562	2109
30 x 72 Fix w/FixSmoothMod	TTTE 3072REFX XO	114	1473	2091
30 x 72 Fix w/RemSmoothMod	TTTE 3072REFX RO	114	1489	2106
30 x 72 Slim-Tilt w/HangSmoothMod	TTTE 3072REST HO	125	1712	2330

To Order, Specify...

- 1 Model Number
- 2 Top Material
- 3 Edge Style and Thickness
- 4 Edge Color
- 5 Base Color
- 6 Additional Options



Base Options	Code	Price
Glides	GLD01	n/c
Base Wire AccessBWA	\$ 32

Finish Options		
Chrome		\$ 165
Nickel.....		\$ 223
Powder Coat, Standard		n/c
Powder Coat, Premium.....		\$ 165
Platinum.....		\$ 488

Top Options		
Table Link (all four sides)	TLK	\$ 251
Table Link (ends only)	TLE	\$ 135
Special Laminate.....	TSP	call
Custom Cutout (per cutout)	TCC	\$ 120

Power + Data Options
Please reference the Power + Data Price List

Wire Management Options		
Basket, Under Top MountWBT	\$ 97
1 Oval Brush Grommet, Provide Location Print.WOG	\$ 97
1 Round Grommet, Provide Location PrintWRG	\$ 76

All prices are delivered list price effective with date printed on cover and supersedes all other published price lists. Versteel reserves the right to change prices or specifications without prior notice. Orders are accepted subject to price prevailing at time of shipment.

versteel.com
Made in America
800 876 2120