

TARIFF-FREE TABLES

Proudly crafted in the USA.
No tariff surcharge.

Tables

2025 Price List

[➔ JUMP TO PRICING](#)

VERSTEEL




Tops

The 1 ¼" rectangle tops are available in laminate or veneer.

Table Height

Table height is 30" tall.

Bases

Tables with T1 bases can be ordered with fixed, folding or slim-tilt functions. Fixed and Slim-Tilt tables are also available with end-sit bases. All tables are standard with four locking 3" hollow wheel black casters. Optional adjustable nylon glides can be specified if casters are not desired.

Power + Data

To complete your specification, power and data, along with wire management options can be added to your table. Refer to the Power + Data Price List.

Laminate and Veneer, Standard Core Construction

The standard top construction consists of 45-50 lb particleboard, surfaced with a high pressure laminate or plain sliced veneer face. A backer sheet is laminated to the underside of the top. Tops are shipped with understructure attached.

PVC Flat or Fluted Edge - 1 ¼"


Edge of 2mm PVC hot melt banded to the top with 1/8" radius at the top and bottom. Available with 1 ½" radius corners or square corners.



Offered in [twenty-one \(21\) standard colors](#).

Wood Flat or Fluted Edge - 1 ¼"


Wood banding hot melt banded to the top with 1/8" radius at the top and bottom. Available with 1 ½" radius corners or square corners.



Offered in [Ash, Cherry, Maple or Walnut materials](#).

Shipping Schedule**Standard Items**

Laminate, PVC Edge	3-5 WEEKS
Laminate, Wood Edge	3-5 WEEKS
Veneer, Wood Edge	6-8 WEEKS

Contact Versteel Customer Service for special lead time requests.

BIFMA

All Versteel products are constructed to pass the relevant ANSI/BIFMA standards. For more detailed specifications by series and base style, contact Versteel Customer Service at 800.876.2120.

Additional information regarding warranty, terms and conditions, shipping, care and maintenance, etc. can be found in the All Tables price list.

To Order, Specify...

- 1 Model Number, include top and edge style
- 2 Top Material
 - a. Laminate manufacturer and color
 - b. Veneer species and finish color
- 3 Edge Color
- 4 Base Color
- 5 Additional Options

base model					finish selections			options	
TP	T1	2460	RE	ST	LP2S	TF 8918-58	CEBO	ECHR	---
series	base style	top size	top shape	table function	top, edge & corner	top laminate manufacturer & laminate color	edge color	base color	option(s)

A **TPT12460REST LP2S** is a Troupe series 24" x 60" rectangle table with slim-tilt bases, a laminate 1 1/4" thick top with a flat PVC edge and square corners.

The codes **TF 8918-58 / CEBO / ECHR** specify Formica 8918-58 Blackened Steel laminate, Ebony PVC edge and Chrome bases.

Model Number TPT12460REST LP2S

Orders may be sent via
Mailing Address

Versteel
 2332 Cathy Lane
 Jasper IN 47546

Contact Versteel

Email contact@versteel.com
Phone 800 876 2120
 812 634 2120

Laminate

Versteel's standard offering of laminates includes over 900 laminates from Formica, Nevamar, Pionite and Wilsonart.

Laminate manufacturers change standard offerings frequently, making it possible a standard product can become unavailable. Versteel cannot be responsible for any inconvenience this may cause.

Veneer

Troupe tables are available with plain sliced Ash, Cherry, Maple and Walnut veneers.

Veneer Species

Ash AP01	Maple. MP01
Cherry CP01	Walnut WP01

Veneer Finish

Ash

Beach. VBEA	Fog VFOG
Chestnut. VCHE	Pebble VPEB
Drift VDRI	Whisper VVHI
Fawn VFAW	

Cherry

Blossom Cherry VBLC	Java Cherry. VJAC
Cordovan Cherry VCNC	Millwork Cherry. VMWC
Golden Cherry VGNC	

Maple

Caramel Maple VCMM	Sugar Maple VSUM
Solar Maple. VSLM	

Walnut

Brighton Walnut VBRW	Natural Walnut. VNAW
Espresso Walnut. VESW	

PVC Edge Colors

Absolute Acajou CABA	Nimbus. CNIM
Alloy. CALY	Pearl CPEA
Carbon. CCAR	Platinum CPLA
Champagne CCHA	Pralines & Cream CPRC
Coconut CCOC	Shadow CSHA
Ebony. CEBO	Snow CSNO
Florence Walnut CFLW	Stone CSTO
Fossil CFOS	Storm. CSTM
Graphite CGRA	Whisper CWHI
Grey. CGRE	White Linen CWHL
Kensington Maple. CKEM	

Wood Edge Species

Ash A01	Maple. M01
Cherry C01	Walnut W01

Wood Edge Finishes

Ash

Beach. VBEA	Fog VFOG
Chestnut. VCHE	Pebble VPEB
Drift VDRI	Whisper VVHI
Fawn VFAW	

Cherry

Blossom Cherry VBLC	Java Cherry. VJAC
Cordovan Cherry VCNC	Millwork Cherry. VMWC
Golden Cherry VGNC	

Maple

Caramel Maple VCMM	Sugar Maple VSUM
Solar Maple. VSLM	

Walnut

Brighton Walnut VBRW	Natural Walnut. VNAW
Espresso Walnut. VESW	

Powder Coat Finishes

All powder coat finishes in the Versteel offering have been formulated with the use of epoxy, polyester or epoxy and polyester blends to maximize the finish durability.

Powder Coat Finish Options

Powder Coat – Standard	n/c
Powder Coat – Premium (Hope)	\$165
Powder Coat – Premium (Platinum)	\$488

Powder Coat Colors

AlloyPALY	NavyPNAV
AmethystPAME	NimbusPNIM
AnthracitePANT	NutmegPNUT
Black AnodizedPBLA	PearlPPEA
BronzePBRO	PebblePPEB
CalypsoPCAL	PlatinumPPLA
CarbonPCAR	PoppyPPOP
ChampagnePCHA	RoyalPROY
CoconutPCOC	SeasidePSEA
CrimsonPCRI	ShipyardPSHI
DaffodilPDAF	SilverPSIL
EbonyPEBO	SnowPSNO
ForestPFOR	StonePSTO
FossilPFOS	StormPSTM
GraphitePGRA	Terra CottaPTEC
HopePHOP	WhisperPWHI
Kelly GreenPKEG	White LinenPWHL
MicaPMIC	Powder Coat AlternativeOPA
MintPMNT		

Premium Powder Coats (indicated by P)

Versteel's premium process uses specially formulated powder coats for a truly unique color palette.

Chrome

Versteel applies a deep luster chrome plated finish. Chrome is the most durable finish available. Specify Chrome and add \$165 list per table. Chrome is not available on the accent or modesty panels.

Chrome [ECHR](#)

Nickel

Versteel applies a nickel plated finish with a clear coat applied for durability. Specify Nickel and add \$223 list per table. Nickel is not available on the accent or modesty panels.

Nickel [ENKL](#)

Glides
no charge

Specify code [GLD01](#) (Glides) no additional charge

Adjustable glides replace standard casters. There is no change in price when selecting this option. Table height will remain 30" when glides are specified.

Base Wire Access
\$32 / table

Specify code [BWA](#) (Base Wire Access), add \$32.00 list per table

Base Wire Access will be installed on one base. Base is installed in the field allowing you to determine which side of the table the Base Wire Access will be located on.

Top Custom Cutout
\$120 / cutout

Specify code [TCC](#) (Top Custom Cutout), add \$120.00 list per cutout

Top Custom Cutout requires a drawing for production and is subject to approvals.

Table Link
\$251 / table

Specify code [TLK](#) (Table Link), add \$251.00 list per table

Table Link is for linking Versteel table configurations in typical room situations. Table link will prevent the accidental disconnection of power supply to adjacent tables. Available on tables with PVC, 3mm Wood, Wood Square, Wood Fluted and Ergo user side edge details.


Table Link - Ends Only
\$135 / table

Specify code [TLE](#) (Table Link - Ends Only), add \$135.00 list per table

Table Link is for linking Versteel table configurations in typical room situations. Specify Table Link - Ends Only when your configuration requires linking on the table ends only. Available on tables with PVC, 3mm Wood, Wood Square, Wood Fluted and Ergo user side edge details. Table Link - Ends Only is included with electrical package options. This will prevent the accidental disconnection of power supply to adjacent tables.



Special Laminate**Call for quotation**

Specify code **TSP** (*Special Laminate*), indicate the quoted charges per table

Special laminates and patterns can be specified as an option. To specify, contact Versteel for availability and pricing.

NOTE LAMINATES IN STANDARD COLORS AND TEXTURES FROM FORMICA, NEVAMAR, PIONITE AND WILSONART ARE STANDARD

CAUTION LAMINATE MANUFACTURERS CHANGE STANDARD OFFERINGS FREQUENTLY, AND IT IS POSSIBLE THAT A STANDARD PRODUCT CAN BECOME UNAVAILABLE. VERSTEEL CANNOT BE RESPONSIBLE FOR ANY INCONVENIENCE THIS MAY CAUSE.

Custom PVC Color Match**Call for quotation / one time charge per color, per order**

Specify code **OCF** (*Custom PVC Color Match*), add cost from Versteel quotation

PVC Color Match can be the selection of a color that is available from a Versteel supplier or a new custom color developed for the order. Minimum footage requirements mean that the amount of material needed for your order will effect the cost.

For PVC Color Matching you must supply a color reference sample. Versteel will review the sample for possible existing colors available and send a sample for customer approval. If no color match exists, a custom match will be developed and sampled for customer approval before a production schedule is established.

Powder Coat Alternative**Call for quotation**

Specify code **OPA** (*Powder Coat Alternative*), add cost from Versteel quotation

Powder Coat Alternative is available from Versteel. The entire RAL color reference along with hundreds of other color and finishes are available.

For Powder Coat Alternative matching, you must supply a color reference sample, or an RAL number. Versteel will review the sample for possible existing colors available and send a sample for customer approval. If no color match exists, a custom match can be developed. Call Versteel Customer Service for associated upcharges on custom color development.

Stain Finish Match**\$996 / one time charge per finish, per order**

Specify code **OSM** (*Stain Finish Match*), add \$996.00 list per finish, per order

Alternative Stain Finishes are available for veneer and wood edged tops.

For Stain Finish Matching you must supply two 4" x 4" finish color and grain reference samples. An expertly finish matched sample will be provided for customer approval.

Veneer and Wood Edge Alternatives**Call for quotation**

For veneer and wood edge requirements other than the standard plain sliced Ash, Cherry, Maple and Walnut, contact Versteel Customer Service. Versteel is adept at working with a host of domestic and exotic materials. From inlays, figures, pie cuts and special edge profiles, to custom fill levels and sheens, each top is created using the best of technology and old world craftsmanship. The items you only imagined or expected to only be available from a millwork shop are now just another part of your Versteel order. Call Versteel Customer Service for availability and quotation.

Wood Finish Alternatives**Call for quotation**

When veneer tables are required to have a finish other than the standard natural grain fill level finish appearance, semi-filled or full-filled finishes are available by requesting a quote from Versteel. Call Versteel Customer Service for availability and quotation.

Table Top Alternatives

Table tops can be produced in alternative top material if desired. Contact Versteel Customer Service for pricing and availability.

Alternate Core Construction

Alternate core constructions are available, including medium density fiberboard (MDF), and cores that contain no urea formaldehyde. Contact Versteel Customer Service for pricing and availability.

NOTE CUSTOMS OR ALTERNATIVES MAY AFFECT STANDARD PRODUCTION SCHEDULES



Questions?







800 876 2120


Overlapping Folding Bases

top >
edge >

edge ordering code (radius corner) >
or
edge ordering code (square corner) >
top thickness >

edge ordering code (radius corner) >
or
edge ordering code (square corner) >
top thickness >
top thickness price >

Laminate PVC	Laminate Wood	Veneer Wood
Flat 	Flat 	Flat 
LP2R or LP2S 1 1/4"	LW2R or LW2S 1 1/4"	VW2R or VW2S 1 1/4"
Fluted 	Fluted 	Fluted 
LPF2R or LPF2S 1 1/4"	LWF2R or LWF2S 1 1/4"	VWF2R or VWF2S 1 1/4"
1 1/4"	1 1/4"	1 1/4"
758	1158	2562
1047	1447	2851
1086	1486	2890
909	1382	2738
1198	1670	3027
1237	1710	3066
972	1517	3045
1260	1806	3333
1300	1845	3373
1136	1757	3352
1425	2045	3640
1464	2085	3680
1156	1811	3505
1445	2099	3793
1484	2139	3833
1166	1858	3658
1454	2146	3946
1494	2186	3986

Base Style	Table Description	Model #	Product Wt
 T1	18 x 48 Fix	TPT11848REFX	50
	18 x 48 Fold <input checked="" type="checkbox"/>	TPT11848REFO	52
	18 x 48 Slim-Tilt	TPT11848REST	62
	18 x 60 Fix	TPT11860REFX	61
	18 x 60 Fold	TPT11860REFD	63
	18 x 60 Slim-Tilt	TPT11860REST	73
	18 x 72 Fix	TPT11872REFX	69
	18 x 72 Fold	TPT11872REFD	71
	18 x 72 Slim-Tilt	TPT11872REST	81
	18 x 84 Fix	TPT11884REFX	78
	18 x 84 Fold	TPT11884REFD	78
	18 x 84 Slim-Tilt	TPT11884REST	88
	18 x 90 Fix	TPT11890REFX	80
	18 x 90 Fold	TPT11890REFD	82
	18 x 90 Slim-Tilt	TPT11890REST	92
	18 x 96 Fix	TPT11896REFX	84
	18 x 96 Fold	TPT11896REFD	86
	18 x 96 Slim-Tilt	TPT11896REST	96

To Order, Specify...

- 1 Model Number
- 2 Top Material
- 3 Edge Style and Thickness
- 4 Edge Color
- 5 Base Color
- 6 Additional Options



Base Options	Code	Price
Glides	GLD01	n/c
Base Wire AccessBWA	\$ 32

Finish Options		
Chrome		\$ 165
Nickel.....		\$ 223
Powder Coat, Standard		n/c
Powder Coat, Premium.....		\$ 165
Platinum.....		\$ 488

Top Options		
Table Link (all four sides)	TLK	\$ 251
Table Link (ends only).....	TLE	\$ 135
Special Laminate.....	TSP	call
Custom Cutout (per cutout)	TCC	\$ 120

Power + Data Options
Please reference the Power + Data Price List

Wire Management Options		
1 Oval Brush Grommet, Provide Location Print.	WOG	\$ 97
1 Round Grommet, Provide Location Print	WRG	\$ 76



Questions?







800 876 2120


Overlapping Folding Bases

top >
edge >

edge ordering code (radius corner) >
or
edge ordering code (square corner) >
top thickness >

edge ordering code (radius corner) >
or
edge ordering code (square corner) >
top thickness >
top thickness price >

Laminate PVC	Laminate Wood	Veneer Wood
Flat 	Flat 	Flat 
LP2R or LP2S 1 1/4"	LW2R or LW2S 1 1/4"	VW2R or VW2S 1 1/4"
Fluted 	Fluted 	Fluted 
LPF2R or LPF2S 1 1/4"	LWF2R or LWF2S 1 1/4"	VWF2R or VWF2S 1 1/4"
1 1/4"	1 1/4"	1 1/4"
829	1266	2756
1118	1555	3044
1157	1594	3084
967	1476	2996
1255	1764	3284
1295	1804	3324
1049	1632	3235
1337	1920	3523
1377	1960	3563
1247	1904	3533
1536	2192	3821
1575	2232	3861
1259	1950	3684
1547	2239	3972
1587	2278	4012
1273	2001	3834
1561	2289	4122
1601	2329	4162

Base Style	Table Description	Model #	Product Wt
 T1	24 x 48 Fix	TPT1 2448REFX	61
	24 x 48 Fold <input checked="" type="checkbox"/>	TPT1 2448REFO	65
	24 x 48 Slim-Tilt	TPT1 2448REST	73
	24 x 60 Fix	TPT1 2460REFX	74
	24 x 60 Fold	TPT1 2460REFD	78
	24 x 60 Slim-Tilt	TPT1 2460REST	86
	24 x 72 Fix	TPT1 2472REFX	84
	24 x 72 Fold	TPT1 2472REFD	88
	24 x 72 Slim-Tilt	TPT1 2472REST	96
	24 x 84 Fix	TPT1 2484REFX	94
	24 x 84 Fold	TPT1 2484REFD	98
	24 x 84 Slim-Tilt	TPT1 2484REST	106
	24 x 90 Fix	TPT1 2490REFX	99
	24 x 90 Fold	TPT1 2490REFD	103
	24 x 90 Slim-Tilt	TPT1 2490REST	111
	24 x 96 Fix	TPT1 2496REFX	104
	24 x 96 Fold	TPT1 2496REFD	108
	24 x 96 Slim-Tilt	TPT1 2496REST	116

To Order, Specify...

- 1 Model Number
- 2 Top Material
- 3 Edge Style and Thickness
- 4 Edge Color
- 5 Base Color
- 6 Additional Options



Base Options	Code	Price
Glides	GLD01	n/c
Base Wire AccessBWA	\$ 32

Finish Options		
Chrome		\$ 165
Nickel.....		\$ 223
Powder Coat, Standard		n/c
Powder Coat, Premium.....		\$ 165
Platinum.....		\$ 488

Top Options		
Table Link (all four sides)	TLK	\$ 251
Table Link (ends only)	TLE	\$ 135
Special Laminate.....	TSP	call
Custom Cutout (per cutout)	TCC	\$ 120

Power + Data Options
Please reference the Power + Data Price List

Wire Management Options		
1 Oval Brush Grommet, Provide Location Print.....	WOG	\$ 97
1 Round Grommet, Provide Location Print	WRG	\$ 76



Questions?







800 876 2120


Overlapping Folding Bases

top >
edge >

edge ordering code (radius corner) >
or
edge ordering code (square corner) >
top thickness >

edge ordering code (radius corner) >
or
edge ordering code (square corner) >
top thickness >
top thickness price >

Laminate PVC	Laminate Wood	Veneer Wood
Flat 	Flat 	Flat 
LP2R or LP2S 1 1/4"	LW2R or LW2S 1 1/4"	VW2R or VW2S 1 1/4"
Fluted 	Fluted 	Fluted 
LPF2R or LPF2S 1 1/4"	LWF2R or LWF2S 1 1/4"	VWF2R or VWF2S 1 1/4"
1 1/4"	1 1/4"	1 1/4"
900	1375	2884
1189	1663	3172
1228	1703	3212
997	1544	3042
1286	1832	3330
1325	1872	3370
100	1144	1761
104	1432	2050
112	1472	2089
113	1410	2102
117	1698	2391
125	1738	2430
119	1420	2147
123	1709	2435
131	1748	2475
125	1444	2209
129	1732	2497
137	1772	2537

Base Style	Table Description	Model #	Product Wt
 T1	30 x 48 Fix	TPT1 3048REFX	71
	30 x 48 Fold <input checked="" type="checkbox"/>	TPT1 3048REFO	75
	30 x 48 Slim-Tilt	TPT1 3048REST	83
	30 x 60 Fix	TPT1 3060REFX	87
	30 x 60 Fold	TPT1 3060REFD	91
	30 x 60 Slim-Tilt	TPT1 3060REST	99
	30 x 72 Fix	TPT1 3072REFX	100
	30 x 72 Fold	TPT1 3072REFD	104
	30 x 72 Slim-Tilt	TPT1 3072REST	112
	30 x 84 Fix	TPT1 3084REFX	113
	30 x 84 Fold	TPT1 3084REFD	117
	30 x 84 Slim-Tilt	TPT1 3084REST	125
	30 x 90 Fix	TPT1 3090REFX	119
	30 x 90 Fold	TPT1 3090REFD	123
	30 x 90 Slim-Tilt	TPT1 3090REST	131
	30 x 96 Fix	TPT1 3096REFX	125
	30 x 96 Fold	TPT1 3096REFD	129
	30 x 96 Slim-Tilt	TPT1 3096REST	137

To Order, Specify...

- 1 Model Number
- 2 Top Material
- 3 Edge Style and Thickness
- 4 Edge Color
- 5 Base Color
- 6 Additional Options



Base Options	Code	Price
Glides	GLD01	n/c
Base Wire AccessBWA	\$ 32

Finish Options		
Chrome		\$ 165
Nickel.....		\$ 223
Powder Coat, Standard		n/c
Powder Coat, Premium.....		\$ 165
Platinum.....		\$ 488

Top Options		
Table Link (all four sides)	TLK	\$ 251
Table Link (ends only)	TLE	\$ 135
Special Laminate.....	TSP	call
Custom Cutout (per cutout)	TCC	\$ 120

Power + Data Options
Please reference the Power + Data Price List

Wire Management Options		
1 Oval Brush Grommet, Provide Location Print.....	WOG	\$ 97
1 Round Grommet, Provide Location Print	WRG	\$ 76









Questions?


800 876 2120

top >
edge >

edge ordering code (radius corner) >
or
edge ordering code (square corner) >
top thickness >

edge ordering code (radius corner) >
or
edge ordering code (square corner) >
top thickness >
top thickness price >

Laminate PVC	Laminate Wood	Veneer Wood
Flat 	Flat 	Flat 
LP2R or LP2S 1 1/4"	LW2R or LW2S 1 1/4"	VW2R or VW2S 1 1/4"
Fluted 	Fluted 	Fluted 
LPF2R or LPF2S 1 1/4"	LWF2R or LWF2S 1 1/4"	VWF2R or VWF2S 1 1/4"
1 1/4"	1 1/4"	1 1/4"
829	1266	2756
1157	1594	3084
967	1476	2996
1295	1804	3324
1049	1632	3235
1377	1960	3563

Base Style	Table Description	Model #	Product Wt
 TE	24 x 48 Fix	TPTE 2448REFX	61
	24 x 48 Slim-Tilt	TPTE 2448REST	73
	24 x 60 Fix	TPTE 2460REFX	74
	24 x 60 Slim-Tilt	TPTE 2460REST	86
	24 x 72 Fix	TPTE 2472REFX	84
	24 x 72 Slim-Tilt	TPTE 2472REST	96

To Order, Specify...

- 1 Model Number
- 2 Top Material
- 3 Edge Style and Thickness
- 4 Edge Color
- 5 Base Color
- 6 Additional Options



Base Options	Code	Price
Glides	GLD01	n/c
Base Wire AccessBWA	\$ 32

Finish Options		
Chrome		\$ 165
Nickel.....		\$ 223
Powder Coat, Standard		n/c
Powder Coat, Premium.....		\$ 165
Platinum.....		\$ 488

Top Options		
Table Link (all four sides)	TLK	\$ 251
Table Link (ends only)	TLE	\$ 135
Special Laminate.....	TSP	call
Custom Cutout (per cutout)	TCC	\$ 120

Power + Data Options
Please reference the Power + Data Price List

Wire Management Options		
1 Oval Brush Grommet, Provide Location Print.....	WOG	\$ 97
1 Round Grommet, Provide Location Print	WRG	\$ 76









Questions?


800 876 2120

top >
edge >

edge ordering code (radius corner) >
or
edge ordering code (square corner) >
top thickness >

edge ordering code (radius corner) >
or
edge ordering code (square corner) >
top thickness >
top thickness price >

Laminate PVC	Laminate Wood	Veneer Wood
Flat 	Flat 	Flat 
LP2R or LP2S 1 1/4"	LW2R or LW2S 1 1/4"	VW2R or VW2S 1 1/4"
Fluted 	Fluted 	Fluted 
LPF2R or LPF2S 1 1/4"	LWF2R or LWF2S 1 1/4"	VWF2R or VWF2S 1 1/4"
1 1/4"	1 1/4"	1 1/4"
900	1375	2884
1228	1703	3212
997	1544	3042
1325	1872	3370
100	1144	1761
112	1472	2089
		3276
		3604

Base Style	Table Description	Model #	Product Wt
 TE	30 x 48 Fix	TPE 3048REFX	71
	30 x 48 Slim-Tilt	TPE 3048REST	83
	30 x 60 Fix	TPE 3060REFX	87
	30 x 60 Slim-Tilt	TPE 3060REST	99
	30 x 72 Fix	TPE 3072REFX	100
	30 x 72 Slim-Tilt	TPE 3072REST	112

To Order, Specify...

- 1 Model Number
- 2 Top Material
- 3 Edge Style and Thickness
- 4 Edge Color
- 5 Base Color
- 6 Additional Options



Base Options	Code	Price
Glides	GLD01	n/c
Base Wire AccessBWA	\$ 32

Finish Options		
Chrome		\$ 165
Nickel.....		\$ 223
Powder Coat, Standard		n/c
Powder Coat, Premium.....		\$ 165
Platinum.....		\$ 488

Top Options		
Table Link (all four sides)	TLK	\$ 251
Table Link (ends only)	TLE	\$ 135
Special Laminate.....	TSP	call
Custom Cutout (per cutout)	TCC	\$ 120

Power + Data Options
Please reference the Power + Data Price List

Wire Management Options		
1 Oval Brush Grommet, Provide Location Print.....	WOG	\$ 97
1 Round Grommet, Provide Location Print	WRG	\$ 76


Tops

The 1 1/4" tops are available in laminate or veneer. Top shapes are round, square and rectangle.

Table Heights

Table heights are 30", 36" and 42" tall.

Stretcher Rails

All 36" and 42" tall tables have stretcher rails running diagonally from leg to leg. Rails are 2" tall with a distance of 10" from bottom rail to the floor. They are fully welded for rectangle tables and K.D. for round and square tables. Stretcher rails are the same color as the legs.

Leg Accent

As an added feature all Troupe legs have a metal accent piece. This appealing design aesthetic allows the designer or specifier to specify one color for a monochromatic look or select two coordinating powder coat colors enhancing the design beauty of the table.

Apron

A 2" angle iron apron is mounted under the top for added stability. Apron is the same color as the accent pieces and will be mounted to all four sides of the table.

Power + Data

To complete your specification, power and data along with wire management options can be added to your table. Refer to the Power + Data Price List.

Laminate and Veneer, Standard Core Construction

The standard top construction consists of 45-50 lb particleboard, surfaced with a high pressure laminate or plain sliced veneer face. A backer sheet is laminated to the underside of the top. Tops are shipped with understructure attached.

PVC Flat or Fluted Edge - 1 1/4"


Edge of 2mm PVC hot melt banded to the top with 1/8" radius at the top and bottom. Available with 1 1/2" radius corners or square corners.



Offered in twenty-one (21) standard colors.

Wood Flat or Fluted Edge - 1 1/4"


Wood banding hot melt banded to the top with 1/8" radius at the top and bottom. Available with 1 1/2" radius corners or square corners.



Offered in Ash, Cherry, Maple or Walnut materials.

Shipping Schedule**Standard Items**

Laminate, PVC Edge	3-5 WEEKS
Laminate, Wood Edge	3-5 WEEKS
Veneer, Wood Edge	6-8 WEEKS

Contact Versteel Customer Service for special lead time requests.

BIFMA

All Versteel products are constructed to pass the relevant ANSI/BIFMA standards. For more detailed specifications by series and base style, contact Versteel Customer Service at 800.876.2120.

Additional information regarding warranty, terms and conditions, shipping, care and maintenance, etc. can be found in the All Tables price list.

To Order, Specify...

- 1 Model Number, include top and edge style
- 2 Material
 - a. Laminate manufacturer and color
 - b. Veneer species and finish color
 - c. Powder coat worksurface color
 - d. KrystalCast® color
- 3 Edge Color
- 4 Base color
- 5 Trough color
- 6 Additional options

base model					finish selections				options
TP	F2	3684	RE	H42	LP2S	TW D354-60	CSNO	PSNO	PPEB
series	base style	top size	top shape	table height	top, edge & corner	top laminate manufacturer & laminate code	edge color	leg & stretcher color	accent & apron color

A **TPF2 3684REH42 LP2S** is a Troupe series 36" x 84" rectangle gathering table, 42" table height with laminate 1 1/2" thick top with a PVC edge and square corners.

The codes **TW D354-60/CSNO/PSNO/PPEB** specify Wilsonart D354-60 Designer White laminate, Snow PVC edge, Snow legs and stretcher, and Pebble accent and apron color.

Model Number [AID 48120REFX VW2S](#)



Orders may be sent via

Mailing Address

Versteel
2332 Cathy Lane
Jasper IN 47546

Contact Versteel

Email contact@versteel.com
Phone 800 876 2120
812 634 2120

Laminate

Versteel's standard offering of laminates includes over 900 laminates from Formica, Nevamar, Pionite and Wilsonart.

Laminate manufacturers change standard offerings frequently, making it possible a standard product can become unavailable. Versteel cannot be responsible for any inconvenience this may cause.

Veneer

Troupe Gathering tables are available with plain sliced Ash, Cherry, Maple and Walnut veneers.

Veneer Species

Ash AP01	Maple MP01
Cherry CP01	Walnut WP01

Veneer Finish

Ash

Beach VBEA	Fog VFOG
Chestnut VCHE	Pebble VPEB
Drift VDRI	Whisper VVWHI
Fawn VFAW	

Cherry

Blossom Cherry VBLC	Java Cherry VJAC
Cordovan Cherry VCNC	Millwork Cherry VMWC
Golden Cherry VGNC	

Maple

Caramel Maple VCMM	Sugar Maple VSUM
Solar Maple VSLM	

Walnut

Brighton Walnut VBRW	Natural Walnut VNAW
Espresso Walnut VESW	

PVC Edge Colors

Absolute Acajou CABA	Nimbus CNIM
Alloy CALY	Pearl CPEA
Carbon CCAR	Platinum CPLA
Champagne CCHA	Pralines & Cream CPRC
Coconut CCOC	Shadow CSHA
Ebony CEBO	Snow CSNO
Florence Walnut CFLW	Stone CSTO
Fossil CFOS	Storm CSTM
Grahitte CGRA	Whisper CWHI
Grey CGRE	White Linen CWHL
Kensington Maple CKEM	

Wood Edge Species

Ash A01	Maple M01
Cherry C01	Walnut W01

Wood Edge Finishes

Ash

Beach VBEA	Fog VFOG
Chestnut VCHE	Pebble VPEB
Drift VDRI	Whisper VVWHI
Fawn VFAW	

Cherry

Blossom Cherry VBLC	Java Cherry VJAC
Cordovan Cherry VCNC	Millwork Cherry VMWC
Golden Cherry VGNC	

Maple

Caramel Maple VCMM	Sugar Maple VSUM
Solar Maple VSLM	

Walnut

Brighton Walnut VBRW	Natural Walnut VNAW
Espresso Walnut VESW	

Powder Coat Finishes

All powder coat finishes in the Versteel offering have been formulated with the use of epoxy, polyester or epoxy and polyester blends to maximize the finish durability.

Powder Coat Finish Options

Powder Coat - Standardn/c
Powder Coat - Premium (Hope)	\$165
Powder Coat - Premium (Platinum)	\$488

Powder Coat Colors

AlloyPALY	NavyPNAV
AmethystPAME	NimbusPNIM
AnthracitePANT	NutmegPNUT
Black AnodizedPBLA	PearlPPEA
BronzePBRO	PebblePPEB
CalypsoPCAL	Ⓟ PlatinumPPLA
CarbonPCAR	PoppyPPOP
ChampagnePCHA	RoyalPROY
CoconutPCOC	SeasidePSEA
CrimsonPCRI	ShipyardPSHI
DaffodilPDAF	SilverPSIL
EbonyPEBO	SnowPSNO
ForestPFOR	StonePSTO
FossilPFOS	StormPSTM
GraphitePGRA	Terra CottaPTEC
Ⓟ HopePHOP	WhisperPWHI
Kelly GreenPKEG	White LinenPWHL
MicaPMIC	Powder Coat Alternative .	.OPA
MintPMNT		

NOTE CHROME, NICKEL AND TRANSPARENT POWDER COAT ARE NOT AVAILABLE ON TROUPE GATHERING

Premium Powder Coats (indicated by Ⓟ)

Versteel's premium process uses specially formulated powder coats for a truly unique color palette.

Special Laminate**Call for quotation**

Specify code **TSP** (*Special Laminate*), indicate the quoted charges per table

Special laminates and patterns can be specified as an option. To specify, contact Versteel for availability and pricing.

NOTE LAMINATES IN STANDARD COLORS AND TEXTURES FROM FORMICA, NEVAMAR, PIONITE AND WILSONART ARE STANDARD

CAUTION LAMINATE MANUFACTURERS CHANGE STANDARD OFFERINGS FREQUENTLY, AND IT IS POSSIBLE THAT A STANDARD PRODUCT CAN BECOME UNAVAILABLE. VERSTEEL CANNOT BE RESPONSIBLE FOR ANY INCONVENIENCE THIS MAY CAUSE.

Custom PVC Color Match**Call for quotation / one time charge per color, per order**

Specify code **OCF** (*Custom PVC Color Match*), add cost from Versteel quotation

PVC Color Match can be the selection of a color that is available from a Versteel supplier or a new custom color developed for the order. Minimum footage requirements mean that the amount of material needed for your order will effect the cost.

For PVC Color Matching you must supply a color reference sample. Versteel will review the sample for possible existing colors available and send a sample for customer approval. If no color match exists, a custom match will be developed and sampled for customer approval before a production schedule is established.

Powder Coat Alternative**Call for quotation**

Specify code **OPA** (*Powder Coat Alternative*), add cost from Versteel quotation

Powder Coat Alternative is available from Versteel. The entire RAL color reference along with hundreds of other color and finishes are available.

For Powder Coat Alternative matching, you must supply a color reference sample, or an RAL number. Versteel will review the sample for possible existing colors available and send a sample for customer approval. If no color match exists a custom match can be developed. Call Versteel Customer Service for associated upcharges on custom color development.

Stain Finish Match**\$996 / one time charge per finish, per order**

Specify code **OSM** (*Stain Finish Match*), add \$996.00 list per finish, per order

Alternative Stain Finishes are available for veneer and wood edged tops.

For Stain Finish Matching you must supply two 4" x 4" finish color and grain reference samples. An expertly finish matched sample will be provided for customer approval.

Veneer and Wood Edge Alternatives**Call for quotation**

For veneer and wood edge requirements other than the standard plain sliced Ash, Cherry, Maple and Walnut, contact Versteel Customer Service. Versteel is adept at working with a host of domestic and exotic materials. From inlays, figures, pie cuts and special edge profiles, to custom fill levels and sheens, each top is created using the best of technology and old world craftsmanship. The items you only imagined or expected to only be available from a millwork shop are now just another part of your Versteel order. Call Versteel Customer Service for availability and quotation.

Wood Finish Alternatives**Call for quotation**

When veneer tables are required to have a finish other than the standard natural grain fill level finish appearance, semi-filled or full-filled finishes are available by requesting a quote from Versteel. Call Versteel Customer Service for availability and quotation.

Table Top Alternatives

Table tops can be produced in alternative top material if desired. Contact Versteel Customer Service for pricing and availability.

NOTE CUSTOMS OR ALTERNATIVES MAY AFFECT STANDARD PRODUCTION SCHEDULES

Troupe Legway Manager- \$112 / set of 2
*Specify code WTPL (Troupe Legway Manager),
add \$112.00 list per set of two*










Black U-shaped wire manager that magnetically attaches to the inside of the concave portion of the Troupe leg. These legways guide the wire(s) from the underside of the table to the power source.





Questions?

800 876 2120

				top > edge >	Laminate PVC	Laminate Wood	Veneer Wood
				edge ordering code >	Flat  LP2R	Flat  LW2R	Flat  VW2R
				top thickness >	1 1/4"	1 1/4"	1 1/4"
				edge ordering code >	Fluted  LPF2R	Fluted  LWF2R	Fluted  VWF2R
				top thickness >	1 1/4"	1 1/4"	1 1/4"
				top thickness price >	1 1/4"	1 1/4"	1 1/4"
				Product Wt			
 30" Table Height	30" Table Height						
	36 Fix	TPF2 36RDH30	76	2139	2522	4727	
	48 Fix	TPF2 48RDH30	109	2493	3003	5759	
	54 Fix	TPF2 54RDH30	129	2961	3536	6275	
	60 Fix	TPF2 60RDH30	151	3092	3732	6789	
 36" Table Height	36" Table Height						
	36 Fix	TPF2 36RDH36	87	2221	2605	4809	
	48 Fix	TPF2 48RDH36	123	2576	3086	5841	
	54 Fix	TPF2 54RDH36	144	3044	3619	6357	
	60 Fix	TPF2 60RDH36	167	3175	3814	6872	
 42" Table Height	42" Table Height						
	36 Fix	TPF2 36RDH42	93	2307	2691	4895	
	48 Fix	TPF2 48RDH42	128	2662	3171	5926	
	54 Fix	TPF2 54RDH42	149	3128	3703	6442	
	60 Fix	TPF2 60RDH42	172	3259	3899	6956	

To Order, Specify...

- 1 Model Number
- 2 Top Material
- 3 Edge Style and Thickness
- 4 Edge Color
- 5 Leg and Stretcher Color
- 6 Accent and Apron Color
- 7 Additional Options



Finish Options

Powder Coat, Standard	n/c
Powder Coat, Premium.....	\$ 165
Platinum.....	\$ 488

Top Options

Special Laminate.....	TSP
Custom Cutout (per cutout)	TCC \$ 120

Power + Data Options

Please reference the Power + Data Price List

Wire Management Options

Troupe Legway Manager, Set of 2	WTPL \$ 112
1 Oval Brush Grommet, Provide Location Print	WOG \$ 97
1 Round Grommet, Provide Location Print	WRG \$ 76
Basket, Under Top Mount	WBT \$ 97



Questions?

800 876 2120

top >
edge >

edge ordering code (radius corner) >
or
edge ordering code (square corner) >
top thickness >

edge ordering code (radius corner) >
or
edge ordering code (square corner) >
top thickness >
top thickness price >

Material	Edge Style	Thickness	Price
Laminate PVC	Flat	1 1/4"	2139
Laminate Wood	Flat	1 1/4"	2522
Veneer Wood	Flat	1 1/4"	4727
Laminate PVC	Fluted	1 1/4"	2221
Laminate Wood	Fluted	1 1/4"	2605
Veneer Wood	Fluted	1 1/4"	4809
Laminate PVC	Flat	1 1/4"	2307
Laminate Wood	Flat	1 1/4"	2691
Veneer Wood	Flat	1 1/4"	4895
Laminate PVC	Fluted	1 1/4"	2662
Laminate Wood	Fluted	1 1/4"	3171
Veneer Wood	Fluted	1 1/4"	5926
Laminate PVC	Flat	1 1/4"	3128
Laminate Wood	Flat	1 1/4"	3703
Veneer Wood	Flat	1 1/4"	6442
Laminate PVC	Fluted	1 1/4"	3259
Laminate Wood	Fluted	1 1/4"	3899
Veneer Wood	Fluted	1 1/4"	6956

Table Description	Model #	Product Wt
30" Table Height		
36 Fix	TPF2 36SQH30	93
48 Fix	TPF2 48SQH30	136
54 Fix	TPF2 54SQH30	162
60 Fix	TPF2 60SQH30	190
36" Table Height		
36 Fix	TPF2 36SQH36	107
48 Fix	TPF2 48SQH36	154
54 Fix	TPF2 54SQH36	181
60 Fix	TPF2 60SQH36	211
42" Table Height		
36 Fix	TPF2 36SQH42	112
48 Fix	TPF2 48SQH42	159
54 Fix	TPF2 54SQH42	187
60 Fix	TPF2 60SQH42	216



30" Table Height



36" Table Height



42" Table Height

To Order, Specify...

- 1 Model Number
- 2 Top Material
- 3 Edge Style and Thickness
- 4 Edge Color
- 5 Leg and Stretcher Color
- 6 Accent and Apron Color
- 7 Additional Options



Finish Options

Powder Coat, Standard	n/c
Powder Coat, Premium.....	\$ 165
Platinum.....	\$ 488

Top Options

Special Laminate.....	TSP
Custom Cutout (per cutout)	TCC \$ 120

Power + Data Options

Please reference the Power + Data Price List

Wire Management Options

Troupe Legway Manager, Set of 2	WTPL	\$ 112
1 Oval Brush Grommet, Location K.....	WOK	\$ 97
1 Oval Brush Grommet, Provide Location Print.....	WOG	\$ 97
1 Round Grommet, Location K	WRK	\$ 76
1 Round Grommet, Provide Location Print	WRG	\$ 76
Basket, Under Top Mount.....	WBT	\$ 97



Questions?

800 876 2120

top >
edge >

edge ordering code (radius corner) >
or
edge ordering code (square corner) >
top thickness >

edge ordering code (radius corner) >
or
edge ordering code (square corner) >
top thickness >
top thickness price >

	Laminate PVC	Laminate Wood	Veneer Wood
	Flat	Flat	Flat
	LP2R or LP2S 1 1/2"	LW2R or LW2S 1 1/2"	VW2R or VW2S 1 1/2"
	Fluted	Fluted	Fluted
	LPF2R or LPF2S 1 1/2"	LWF2R or LWF2S 1 1/2"	VWF2R or VWF2S 1 1/2"
	1 1/2"	1 1/2"	1 1/2"
Table Description	Model #	Product Wt	



30" Table Height



36" Table Height



42" Table Height

To Order, Specify...

- 1 Model Number
- 2 Top Material
- 3 Edge Style and Thickness
- 4 Edge Color
- 5 Leg and Stretcher Color
- 6 Accent and Apron Color
- 7 Additional Options



Finish Options

Powder Coat, Standard	n/c
Powder Coat, Premium.....	\$ 165
Platinum.....	\$ 488

Top Options

Special Laminate.....	TSP
Custom Cutout (per cutout)	TCC \$ 120

Power + Data Options

Please reference the Power + Data Price List

Wire Management Options

Troupe Legway Manager, Set of 2	WTPL	\$ 112
1 Oval Brush Grommet, Location F.....	WOF	\$ 97
1 Oval Brush Grommet, Location K.....	WOK	\$ 97
2 Oval Brush Grommets, Location H.....	WOH	\$ 194
1 Oval Brush Grommet, Provide Location Print.....	WOG	\$ 97
1 Round Grommet, Location F	WRF	\$ 76
1 Round Grommet, Location K	WRK	\$ 76
2 Round Grommets, Location H	WRH	\$ 152
1 Round Grommet, Provide Location Print	WRG	\$ 76
Basket, Under Top Mount	WBT	\$ 97


Tops

The 1 ¼" rectangle tops are available in laminate or veneer.

Table Height

Table height is 30" tall.

Casters and Glides

Tables can be ordered with two locking and two non-locking 3" hollow wheel black casters or with adjustable nylon glides.

Modesty Panel Options

Troupe Inline tables are available with no modesty panel, a slotted modesty panel or a smooth modesty panel.

Leg Accent

As an added feature all Troupe Inline legs have a metal accent piece. This appealing design aesthetic allows the designer or specifier to specify one color for a monochromatic look or select two coordinating powder coat colors enhancing the design beauty of the table.

Laminate and Veneer, Standard Core Construction

The standard top construction consists of 45-50 lb particleboard, surfaced with a high pressure laminate or plain sliced veneer face. A backer sheet is laminated to the underside of the top. Tops are shipped with understructure attached.

PVC Flat or Fluted Edge - 1 ¼"


Edge of 2mm PVC hot melt banded to the top with 1/8" radius at the top and bottom. Available with 1 ½" radius corners or square corners.



Offered in twenty-one (21) standard colors.

Wood Flat or Fluted Edge - 1 ¼"


Wood banding hot melt banded to the top with 1/8" radius at the top and bottom. Available with 1 ½" radius corners or square corners.



Offered in Ash, Cherry, Maple or Walnut materials.

Shipping Schedule**Standard Items**

Laminate, PVC Edge	3-5 WEEKS
Laminate, Wood Edge	3-5 WEEKS
Veneer, Wood Edge	6-8 WEEKS

Contact Versteel Customer Service for special lead time requests.

BIFMA

All Versteel products are constructed to pass the relevant ANSI/BIFMA standards. For more detailed specifications by series and base style, contact Versteel Customer Service at 800.876.2120.

Additional information regarding warranty, terms and conditions, shipping, care and maintenance, etc. can be found in the All Tables price list.

To Order, Specify...

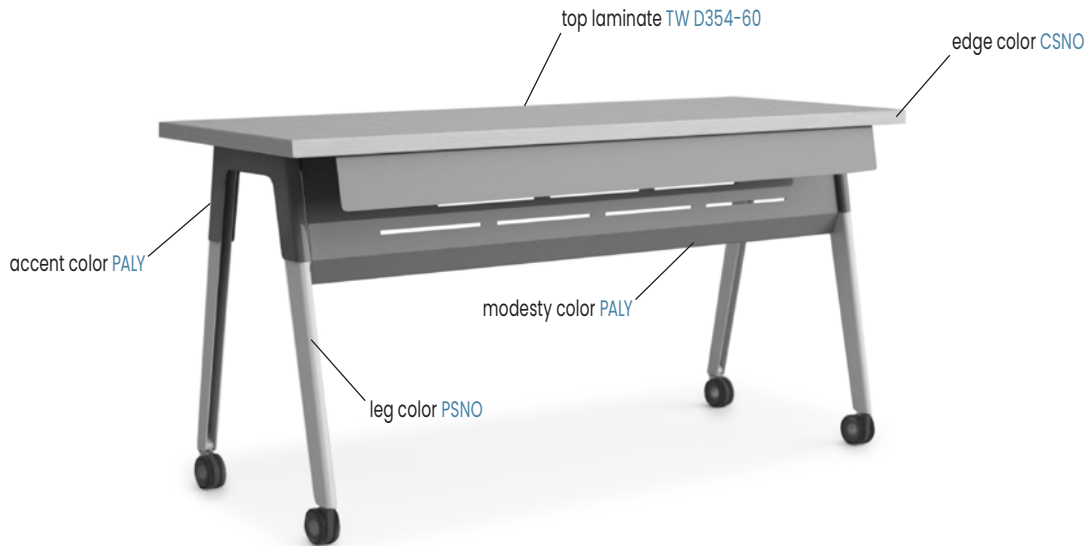
- 1 Model Number, include top and edge style
- 2 Top Material
 - a. Laminate manufacturer and color
 - b. Veneer species and finish color
- 3 Edge Color
- 4 Leg Color
- 5 Accent Color
- 6 Modesty Color
- 7 Additional Options

base model						finish selections					options							
TP	IC	2448	RE	FX	XD	LP2S	/	TW D354-60	/	CSNO	/	PSNO	/	PALY	/	PALY	/	---
series	base style	top size	top shape	table function	modesty function	top, edge & corner		top laminate manufacturer & laminate color		edge color		leg color		accent color		modesty color		option(s)

A **TPIC 2448REFX XD LP2S** is a Troupe series 24" x 48" rectangle table with fixed inline bases, a fixed slotted modesty panel and a laminate 1 1/2" thick top with a flat PVC edge and square corners.

The codes **TW D354-60 / CSNO / PSNO / PALY** specify Wilsonart D354-60 Designer White laminate, Snow PVC edge, Snow legs, Alloy accent color, and Alloy modesty color.

Model Number TPIC 2448REFX XD



Orders may be sent via

Mailing Address

Versteel
2332 Cathy Lane
Jasper IN 47546

Contact Versteel

Email contact@versteel.com
Phone 800 876 2120
812 634 2120

Laminate

Versteel's standard offering of laminates includes over 900 laminates from Formica, Nevamar, Pionite and Wilsonart.

Laminate manufacturers change standard offerings frequently, making it possible a standard product can become unavailable. Versteel cannot be responsible for any inconvenience this may cause.

Veneer

Troupe Inline tables are available with plain sliced Ash, Cherry, Maple and Walnut veneers.

Veneer Species

Ash	AP01	Maple.	MP01
Cherry	CP01	Walnut	WP01

Veneer Finish

Ash

Beach.	VBEA	Fog	VFOG
Chestnut.	VCHE	Pebble	VPEB
Drift	VDRI	Whisper	VVHI
Fawn	VFAW		

Cherry

Blossom Cherry	VBLC	Java Cherry.	VJAC
Cordovan Cherry	VCNC	Millwork Cherry.	VMWC
Golden Cherry	VGNC		

Maple

Caramel Maple	VCMM	Sugar Maple	VSUM
Solar Maple.	VSLM		

Walnut

Brighton Walnut	VBRW	Natural Walnut.	VNAW
Espresso Walnut.	VESW		

PVC Edge Colors

Absolute Acajou	CABA	Nimbus.	CNIM
Alloy.	CALY	Pearl	CPEA
Carbon.	CCAR	Platinum	CPLA
Champagne	CCHA	Pralines & Cream	CPRC
Coconut	CCOC	Shadow	CSHA
Ebony.	CEBO	Snow	CSNO
Florence Walnut	CFLW	Stone	CSTO
Fossil	CFOS	Storm.	CSTM
Graphite	CGRA	Whisper	CWHI
Grey.	CGRE	White Linen	CWHL
Kensington Maple.	CKEM		

Wood Edge Species

Ash	A01	Maple.	M01
Cherry	C01	Walnut	W01

Wood Edge Finishes

Ash

Beach.	VBEA	Fog	VFOG
Chestnut.	VCHE	Pebble	VPEB
Drift	VDRI	Whisper	VVHI
Fawn	VFAW		

Cherry

Blossom Cherry	VBLC	Java Cherry.	VJAC
Cordovan Cherry	VCNC	Millwork Cherry.	VMWC
Golden Cherry	VGNC		

Maple

Caramel Maple	VCMM	Sugar Maple	VSUM
Solar Maple.	VSLM		

Walnut

Brighton Walnut	VBRW	Natural Walnut.	VNAW
Espresso Walnut.	VESW		

Powder Coat Finishes

All powder coat finishes in the Versteel offering have been formulated with the use of epoxy, polyester or epoxy and polyester blends to maximize the finish durability.

Powder Coat Finish Options

Powder Coat - Standardn/c
Powder Coat - Premium (Hope).	\$165
Powder Coat - Premium (Platinum)	\$488

Powder Coat Colors

AlloyPALY	NavyPNAV
AmethystPAME	Nimbus.PNIM
AnthracitePANT	NutmegPNUT
Black Anodized.PBLA	PearlPPEA
BronzePBRO	PebblePPEB
CalypsoPCAL	Ⓟ PlatinumPPLA
Carbon.PCAR	Poppy.PPOP
ChampagnePCHA	RoyalPROY
CoconutPCOC	SeasidePSEA
CrimsonPCRI	ShipyardPSHI
Daffodil.PDAF	SilverPSIL
Ebony.PEBO	SnowPSNO
Forest.PFOR	StonePSTO
FossilPFOS	Storm.PSTM
GraphitePGRA	Terra CottaPTEC
Ⓟ HopePHOP	WhisperPWHI
Kelly GreenPKEG	White LinenPWHL
Mica.PMIC	Powder Coat Alternative .	.OPA
MintPMNT		

Premium Powder Coats (indicated by Ⓟ)

Versteel's premium process uses specially formulated powder coats for a truly unique color palette.

Chrome

Versteel applies a deep luster chrome plated finish. Chrome is the most durable finish available. Specify Chrome and add \$165 list per table. Chrome is not available on the accent or modesty panels.

ChromeECHR
------------------	-------

Nickel

Versteel applies a nickel plated finish with a clear coat applied for durability. Specify Nickel and add \$223 list per table. Nickel is not available on the accent or modesty panels.

NickelENKL
------------------	-------

Special Laminate**Call for quotation**

Specify code **TSP** (*Special Laminate*), indicate the quoted charges per table

Special laminates and patterns can be specified as an option. To specify, contact Versteel for availability and pricing.

NOTE LAMINATES IN STANDARD COLORS AND TEXTURES FROM FORMICA, NEVAMAR, PIONITE AND WILSONART ARE STANDARD

CAUTION LAMINATE MANUFACTURERS CHANGE STANDARD OFFERINGS FREQUENTLY, AND IT IS POSSIBLE THAT A STANDARD PRODUCT CAN BECOME UNAVAILABLE. VERSTEEL CANNOT BE RESPONSIBLE FOR ANY INCONVENIENCE THIS MAY CAUSE.

Custom PVC Color Match**Call for quotation / one time charge per color, per order**

Specify code **OCF** (*Custom PVC Color Match*), add cost from Versteel quotation

PVC Color Match can be the selection of a color that is available from a Versteel supplier or a new custom color developed for the order. Minimum footage requirements mean that the amount of material needed for your order will effect the cost.

For PVC Color Matching you must supply a color reference sample. Versteel will review the sample for possible existing colors available and send a sample for customer approval. If no color match exists, a custom match will be developed and sampled for customer approval before a production schedule is established.

Powder Coat Alternative**Call for quotation**

Specify code **OPA** (*Powder Coat Alternative*), add cost from Versteel quotation

Powder Coat Alternative is available from Versteel. The entire RAL color reference along with hundreds of other color and finishes are available.

For Powder Coat Alternative matching, you must supply a color reference sample, or an RAL number. Versteel will review the sample for possible existing colors available and send a sample for customer approval. If no color match exists, a custom match can be developed. Call Versteel Customer Service for associated upcharges on custom color development.

Stain Finish Match**\$996 / one time charge per finish, per order**

Specify code **OSM** (*Stain Finish Match*), add \$996.00 list per finish, per order

Alternative Stain Finishes are available for veneer and wood edged tops.

For Stain Finish Matching you must supply two 4" x 4" finish color and grain reference samples. An expertly finish matched sample will be provided for customer approval.

Veneer and Wood Edge Alternatives**Call for quotation**

For veneer and wood edge requirements other than the standard plain sliced Ash, Cherry, Maple and Walnut, contact Versteel Customer Service. Versteel is adept at working with a host of domestic and exotic materials. From inlays, figures, pie cuts and special edge profiles, to custom fill levels and sheens, each top is created using the best of technology and old world craftsmanship. The items you only imagined or expected to only be available from a millwork shop are now just another part of your Versteel order. Call Versteel Customer Service for availability and quotation.

Wood Finish Alternatives**Call for quotation**

When veneer tables are required to have a finish other than the standard natural grain fill level finish appearance, semi-filled or full-filled finishes are available by requesting a quote from Versteel. Call Versteel Customer Service for availability and quotation.

Table Top Alternatives

Table tops can be produced in alternative top material if desired. Contact Versteel Customer Service for pricing and availability.

Alternate Core Construction

Alternate core constructions are available, including medium density fiberboard (MDF), and cores that contain no urea formaldehyde. Contact Versteel Customer Service for pricing and availability.

NOTE CUSTOMS OR ALTERNATIVES MAY AFFECT STANDARD PRODUCTION SCHEDULES

Troupe Inline

Power & Data Options
Henri + Henri Now

VERSTEEL

Henri - \$344 / unit

Specify code **PH_** (Henri - Quantity_),
add \$344.00 list per Henri

The pop-up Henri electrical unit(s) is factory installed in the specified location. Perfect for single table applications.

SPECIFICATIONS

- One 9' cord, one 15 amp circuit, standard grounded plug
- Surge protection
- Two electrical outlets per unit



NOTE FOR MORE PLANNING AND ORDERING DETAIL INFORMATION SEE ELECTRICAL PLANNING SECTION PAGES 23-37

NOTE FOR HENRI VOICE AND DATA JACK OPTIONS SEE PAGE 18



Location A

1 Henri - Location A \$344 / table

Specify code **PHA** (1 Henri - Location A),
add \$344.00 list per table

One pop-up Henri electrical unit is factory installed in the front center location of the top.



Location D

2 Henris - Location D \$688 / table

Specify code **PHD** (2 Henris - Location D),
add \$688.00 list per table

Two pop-up Henri electrical units are factory installed in the front corner locations of the top.



Location E

2 Henris - Location E \$688 / table

Specify code **PHE** (2 Henris - Location E),
add \$688.00 list per table

Two pop-up Henri electrical units are factory installed in the front outer corner locations of the top.

Table link - ends only is included with henri and powerlink electrical package options selection. The table link will prevent the accidental disconnection of power supply to adjacent tables.

Henri Now linking systems require an **HNPU** power supply unit per each sequence. Specify code HNPU, \$450.00 list each.

- 120" cord length
- 15 amp circuit
- standard grounded plug
- surge protection



Henri Now - \$332 / unit

Specify code **PHN_** (Henri Now - Location_),
add \$332.00 list per Henri Now

The pop-up Henri Now electrical unit(s) is factory installed in the specified location. Recommended for multiple table applications. May be sequenced in any order.

SPECIFICATIONS

- Surge protection
- Two electrical outlets per unit
- Requires HNPU power supply



NOTE FOR MORE PLANNING AND ORDERING DETAIL INFORMATION SEE ELECTRICAL PLANNING SECTION PAGES 23-37

NOTE FOR HENRI NOW VOICE AND DATA JACK OPTIONS SEE PAGE 18

NOTE HENRI NOW SOFT WIRED LINKED SYSTEMS DO NOT WORK WITH GFCI RECEPTACLES. CONTACT VERSTEEL CUSTOMER SERVICE FOR ADDITIONAL INFORMATION



Location A

1 Henri Now - Location A \$332 / table

Specify code **PHNA** (1 Henri Now - Location A),
add \$332.00 list per table

One pop-up Henri Now electrical unit is factory installed in the front center location of the top.



Location D

2 Henri Nows - Location D \$644 / table

Specify code **PHND** (2 Henri Nows - Location D),
add \$644.00 list per table

Two pop-up Henri Now electrical units are factory installed in the front corner locations of the top.



Location N

2 Henri Nows - Location N \$644 / table

Specify code **PHNN** (2 Henri Nows - Location N),
add \$644.00 list per table

Two pop-up Henri Now electrical units are factory installed in the front outer corner locations of the top.

Axil Z IP (Individually Powered)

Constructed out of anodized aluminum with a painted, steel faceplate, Axil Z is a robust, scalable and customizable power/data solution.

SPECIFICATIONS

- Mounts flat, sitting just above worksurface
- Requires cutout in worksurface
- Includes a voice/data adapter kit to accept couplers and jacks when required
- Available in Locations A, D or N

Model	Description	
AXZ-IP-2-0	Two (2) power and no data	\$ 416 list
AXZ-IP-2-2	Two (2) power and two (2) add'l ports	\$ 426 list
AXZ-IP-2-4	Two (2) power and four (4) add'l ports	\$ 435 list
AXZ-IP-2-6	Two (2) power and six (6) add'l ports	\$ 445 list
AXZ-IP-3-1	Three (3) power and one (1) add'l port	\$ 441 list
AXZ-IP-3-3	Three (3) power and three (3) add'l ports	\$ 450 list
AXZ-IP-3-5	Three (3) power and five (5) add'l ports	\$ 459 list
AXZ-IP-4-0	Four (4) power and no add'l ports	\$ 548 list
AXZ-IP-4-2	Four (4) power and two (2) add'l ports	\$ 556 list
AXZ-IP-4-4	Four (4) power and four (4) add'l ports	\$ 563 list

Unit Color

MWCA	Matte White Faceplate, Clear Al Trim	n/c
MBCA	Matte Black Faceplate, Clear Al Trim	n/c
MSCA	Matte Storm Faceplate, Clear Al Trim	n/c
MFCA	Matte Fog Faceplate, Clear Al Trim	n/c
GWCA	Gloss White Faceplate, Clear Al Trim	n/c
GBCA	Gloss Black Faceplate, Clear Al Trim	n/c
SVCA	Silver Faceplate, Clear Al Trim	n/c
MWBA	Matte White Faceplate, Black Trim	\$ 143 list
MBBA	Matte Black Faceplate, Black Trim	\$ 143 list
MSBA	Matte Storm Faceplate, Black Trim	\$ 143 list
MFBA	Matte Fog Faceplate, Black Trim	\$ 143 list
GWBA	Gloss White Faceplate, Black Trim	\$ 143 list
GBBA	Gloss Black Faceplate, Black Trim	\$ 143 list
SVBA	Silver Faceplate, Black Trim	\$ 143 list

Cord Length

72	72" cord length, black	n/c
120	120" cord length, black	\$ 21 list

USB Charging Options

UAC	One (1) USB A + C charging module (requires one (1) port)	\$ 152 list
UAC2	Two (2) USB A + C charging modules (requires two (2) ports)	\$ 304 list
UC	One (1) high power smart dual USB C charging module (requires one (1) port)	\$ 324 list

Data Option (Each data jack requires (1) add'l port)

DA	Cat6 RJ45 data jack w/ 10' patch cord	\$ 97 list
HD	HDMI jack	\$ 110 list
MS	3.5mm mini-stereo audio jack	\$ 32 list
US	USB passive jack	\$ 71 list
VG	VGA jack, 15 pin	\$ 137 list
VO	Cat3 RJ11 voice jack w/ 7' patch cord	\$ 45 list

Model Example: AXZ-IP-4-2-GWCA-72-DA-DA

Axil Z SL2 (Soft-Wired, Linked)

Constructed out of anodized aluminum with a painted, steel faceplate, Axil Z is a robust, scalable and customizable power/data solution.

SPECIFICATIONS

- Mounts flat, sitting just above worksurface
- Requires cutout in worksurface
- Includes a voice/data adapter kit to accept couplers and jacks when required
- Available in Locations A, D or N
- Maximum of 8 units in sequence
- Interlink iQ 2.0 (not compatible with units sold prior to 2/1/19)

Model	Description	
AXZ-SL2-2-0	Two (2) power and no data	\$ 428 list
AXZ-SL2-2-2	Two (2) power and two (2) add'l ports	\$ 439 list
AXZ-SL2-2-4	Two (2) power and four (4) add'l ports	\$ 449 list
AXZ-SL2-2-6	Two (2) power and six (6) add'l ports	\$ 457 list
AXZ-SL2-3-1	Three (3) power and one (1) add'l port	\$ 454 list
AXZ-SL2-3-3	Three (3) power and three (3) add'l ports	\$ 464 list
AXZ-SL2-3-5	Three (3) power and five (5) add'l ports	\$ 473 list

NOTE SOFT-WIRED, LINKED UNITS CAN HAVE A MAXIMUM OF 3 POWER OUTLETS AND 1 DUAL PORT USB CHARGING MODULE PER UNIT

Unit Color

MWCA	Matte White Faceplate, Clear Al Trim	n/c
MBCA	Matte Black Faceplate, Clear Al Trim	n/c
MSCA	Matte Storm Faceplate, Clear Al Trim	n/c
MFCA	Matte Fog Faceplate, Clear Al Trim	n/c
GWCA	Gloss White Faceplate, Clear Al Trim	n/c
GBCA	Gloss Black Faceplate, Clear Al Trim	n/c
SVCA	Silver Faceplate, Clear Al Trim	n/c
MWBA	Matte White Faceplate, Black Trim	\$ 143 list
MBBA	Matte Black Faceplate, Black Trim	\$ 143 list
MSBA	Matte Storm Faceplate, Black Trim	\$ 143 list
MFBA	Matte Fog Faceplate, Black Trim	\$ 143 list
GWBA	Gloss White Faceplate, Black Trim	\$ 143 list
GBBA	Gloss Black Faceplate, Black Trim	\$ 143 list
SVBA	Silver Faceplate, Black Trim	\$ 143 list

Power Infeed

BPS2-72	72" cord length, black	\$ 567 list
BPS2-120	120" cord length, black	\$ 586 list
BPS2-180	180" cord length, black	\$ 619 list

NOTE 8 UNITS PER 1 BPS

Jumper

BEJ2	Standard jumper included with tables up to and including 60". BEJ2 jumper required for tables greater than 60".	\$ 150 list
------	---	-------------

USB Charging Options

UAC	One (1) USB A + C charging module (requires one (1) port)	\$ 152 list
UAC2	Two (2) USB A + C charging modules (requires two (2) ports)	\$ 304 list
UC	One (1) high power smart dual USB C charging module (requires one (1) port)	\$ 324 list

Data Option (Each data jack requires (1) add'l port)

DA	Cat6 RJ45 data jack w/ 10' patch cord	\$ 97 list
HD	HDMI jack	\$ 110 list
MS	3.5mm mini-stereo audio jack	\$ 32 list
US	USB passive jack	\$ 71 list
VG	VGA jack, 15 pin	\$ 137 list
VO	Cat3 RJ11 voice jack w/ 7' patch cord	\$ 45 list

Model Example: AXZ-SL2-2-0-GWCA

Ellora IP (Individually Powered)

Anodized aluminum construction and smart design keep cable clutter out of sight.

NOTE ELLORA UNITS ARE NOT RECOMMENDED ON TILTING TABLES

SPECIFICATIONS

- Includes a voice/data adapter kit to accept couplers and jacks when required
- Fits in tops $\frac{3}{4}$ " to $1\frac{1}{4}$ " thick
- Requires cutout in worksurface



Tables specified with linked units require table link. The table link will prevent the accidental disconnection of power supply to adjacent tables.

Model	Description	
ELL-IP-2-0	Two (2) power and no data	\$ 652 list
ELL-IP-2-2	Two (2) power and two (2) add'l ports	\$ 665 list
ELL-IP-2-4	Two (2) power and four (4) add'l ports	\$ 672 list
ELL-IP-2-6	Two (2) power and six (6) add'l ports	\$ 688 list
ELL-IP-3-1	Three (3) power and one (1) add'l port	\$ 682 list
ELL-IP-3-3	Three (3) power and three (3) add'l ports	\$ 694 list
ELL-IP-3-5	Three (3) power and five (5) add'l ports	\$ 705 list
ELL-IP-4-0	Four (4) power and one (1) add'l port	\$ 848 list
ELL-IP-4-2	Four (4) power and two (2) add'l ports	\$ 858 list
ELL-IP-4-4	Four (4) power and four (4) add'l ports	\$ 871 list

Unit Color

SAAWT	Silver Anodized Aluminum with White Trim	n/c
SAABT	Silver Anodized Aluminum with Black Trim	n/c
BAABT	Black Anodized Aluminum with Black Trim	\$ 205 list

Cord Length

72	72" cord length, black	n/c
120	120" cord length, black	\$ 21 list

USB Charging Options

UAC	One (1) USB A + C charging module (requires one (1) port)	\$ 152 list
UAC2	Two (2) USB A + C charging modules (requires two (2) ports)	\$ 304 list
UC	One (1) high power smart dual USB C charging module (requires one (1) port)	\$ 324 list

Data Option (Each data jack requires (1) add'l port)

DA	Cat6 RJ45 data jack w/ 10' patch cord	\$ 97 list
HD	HDMI jack	\$ 110 list
MS	3.5mm mini-stereo audio jack	\$ 32 list
US	USB passive jack	\$ 71 list
VG	VGA jack, 15 pin	\$ 137 list
VO	Cat3 RJ11 voice jack w/ 7' patch cord	\$ 45 list

Model Example: AXZ-IP-4-2-GWCA-72-DA-DA

Ellora SL2 (Soft-Wired, Linked)

Smart design keeps cable clutter out of sight by allowing use while the lid is shut.

SPECIFICATIONS

- Includes a voice/data adapter kit to accept couplers and jacks when required
- Fits in tops $\frac{3}{4}$ " to $1\frac{1}{4}$ " thick
- Requires cutout in worksurface
- Maximum of 8 units in sequence
- Interlink iQ 2.0 (not compatible with units sold prior to 2/1/19)



Model	Description	
ELL-SL2-2-0	Two (2) power and no data	\$ 665 list
ELL-SL2-2-2	Two (2) power and two (2) add'l ports	\$ 682 list
ELL-SL2-2-4	Two (2) power and four (4) add'l ports	\$ 711 list
ELL-SL2-2-6	Two (2) power and six (6) add'l ports	\$ 740 list
ELL-SL2-3-1	Three (3) power and one (1) add'l port	\$ 678 list
ELL-SL2-3-3	Three (3) power and three (3) add'l ports	\$ 706 list
ELL-SL2-3-5	Three (3) power and five (5) add'l ports	\$ 737 list

NOTE SOFT-WIRED, LINKED UNITS CAN HAVE A MAXIMUM OF 3 POWER OUTLETS AND 1 DUAL PORT USB CHARGING MODULE PER UNIT

Unit Color

SAAWT	Silver Anodized Aluminum with White Trim	n/c
SAABT	Silver Anodized Aluminum with Black Trim	n/c
BAABT	Black Anodized Aluminum with Black Trim	\$ 205 list

Power Infeed

BPS2-72	72" cord length, black	\$ 567 list
BPS2-120	120" cord length, black	\$ 586 list
BPS2-180	180" cord length, black	\$ 619 list

NOTE 8 UNITS PER 1 BPS

Jumper

BEJ2	Standard jumper included with tables up to and including 60". BEJ2 jumper required for tables greater than 60".	\$ 150 list
------	---	-------------

USB Charging Options

UAC	One (1) USB A + C charging module (requires one (1) port)	\$ 152 list
UAC2	Two (2) USB A + C charging modules (requires two (2) ports)	\$ 304 list
UC	One (1) high power smart dual USB C charging module (requires one (1) port)	\$ 324 list

Data Option (Each data jack requires (1) add'l port)

DA	Cat6 RJ45 data jack w/ 10' patch cord	\$ 97 list
HD	HDMI jack	\$ 110 list
MS	3.5mm mini-stereo audio jack	\$ 32 list
US	USB passive jack	\$ 71 list
VG	VGA jack, 15 pin	\$ 137 list
VO	Cat3 RJ11 voice jack w/ 7' patch cord	\$ 45 list

Model Example: ELL-SL2-2-0-SAABT

Mho IP (Individually Powered)

Retractable and durably constructed. Highly functional with a fluid, one touch door that remains open during use.

SPECIFICATIONS

- Fluid, one touch accessibility
- Includes a voice/data adapter kit to accept couplers and jacks when required
- Available in locations A, D or N

Model	Description	
MHO-IP-2-0	Two (2) power and no data	\$ 559 list
MHO-IP-2-2	Two (2) power and two (2) add'l ports	\$ 568 list
MHO-IP-2-4	Two (2) power and four (4) add'l ports	\$ 582 list
MHO-IP-2-6	Two (2) power and six (6) add'l ports	\$ 592 list
MHO-IP-3-1	Three (3) power and one (1) add'l port	\$ 652 list
MHO-IP-3-3	Three (3) power and three (3) add'l ports	\$ 666 list
MHO-IP-3-5	Three (3) power and five (5) add'l ports	\$ 667 list
MHO-IP-4-0	Four (4) power and no add'l ports	\$ 727 list
MHO-IP-4-2	Four (4) power and two (2) add'l ports	\$ 738 list
MHO-IP-4-4	Four (4) power and four (4) add'l ports	\$ 749 list

Unit Color		
SAABT	Silver Anodized Aluminum with Black Trim	n/c
SAAWT	Silver Anodized Aluminum with White Trim	n/c
SAA	Silver Anodized Aluminum	n/c
BAA	Black Anodized Aluminum	\$ 205 list

Cord Length		
72	72" cord length, black	n/c
120	120" cord length, black	\$ 21 list

USB Charging Options		
UAC	One (1) USB A + C charging module (requires one (1) port)	\$ 152 list
UAC2	Two (2) USB A + C charging modules (requires two (2) ports)	\$ 304 list
UC	One (1) high power smart dual USB C charging module (requires one (1) port)	\$ 324 list

Data Option (Each data jack requires (1) add'l port)		
DA	Cat6 RJ45 data jack w/ 10' patch cord	\$ 97 list
HD	HDMI jack	\$ 110 list
MS	3.5mm mini-stereo audio jack	\$ 32 list
US	USB passive jack	\$ 71 list
VG	VGA jack, 15 pin	\$ 137 list
VO	Cat3 RJ11 voice jack w/ 7' patch cord	\$ 45 list

Model Example: MHO-IP-3-3-SAABT-72-UI-DA-DA

Mho SL2 (Soft-Wired, Linked)

Retractable and durably constructed. Highly functional with a fluid one touch door that remains open during use.



Tables specified with linked units require table link. The table link will prevent the accidental disconnection of power supply to adjacent tables.

SPECIFICATIONS

- Fluid, one touch accessibility
- Includes a voice/data adapter kit to accept couplers and jacks when required
- Available in locations A, D or N
- Maximum of 8 units in sequence
- Interlink IQ 2.0 (not compatible with units sold prior to 2/1/19)

Model	Description	
MHO-SL2-2-0	Two (2) power and no data	\$ 580 list
MHO-SL2-2-2	Two (2) power and two (2) add'l ports	\$ 590 list
MHO-SL2-2-4	Two (2) power and four (4) add'l ports	\$ 604 list
MHO-SL2-2-6	Two (2) power and six (6) add'l ports	\$ 613 list
MHO-SL2-3-1	Three (3) power and one (1) add'l port	\$ 678 list
MHO-SL2-3-3	Three (3) power and three (3) add'l ports	\$ 689 list
MHO-SL2-3-5	Three (3) power and five (5) add'l ports	\$ 701 list

Unit Color		
SAABT	Silver Anodized Aluminum with Black Trim	n/c
SAAWT	Silver Anodized Aluminum with White Trim	n/c
SAA	Silver Anodized Aluminum	n/c
BAA	Black Anodized Aluminum	\$ 205 list

Power Infeed		
BPS2-72	72" cord length, black	\$ 567 list
BPS2-120	120" cord length, black	\$ 586 list
BPS2-180	180" cord length, black	\$ 619 list

NOTE 8 UNITS PER 1 BPS

Jumper		
BEJ2	Standard jumper included with tables up to and including 60". BEJ2 jumper required for tables greater than 60".	\$ 150 list

USB Charging Options		
UAC	One (1) USB A + C charging module (requires one (1) port)	\$ 152 list
UAC2	Two (2) USB A + C charging modules (requires two (2) ports)	\$ 304 list
UC	One (1) high power smart dual USB C charging module (requires one (1) port)	\$ 324 list

Data Option (Each data jack requires (1) add'l port)		
DA	Cat6 RJ45 data jack w/ 10' patch cord	\$ 97 list
HD	HDMI jack	\$ 110 list
MS	3.5mm mini-stereo audio jack	\$ 32 list
US	USB passive jack	\$ 71 list
VG	VGA jack, 15 pin	\$ 137 list
VO	Cat3 RJ11 voice jack w/ 7' patch cord	\$ 45 list

Model Example: MHO-SL2-2-0-SAAWT

Round Grommet - \$76 / each

Specify code **WR_** (Round Grommet - Location _),
add \$73.00 list per grommet

6 SPECIFICATIONS

- 3" diameter
- 2 1/4" inside dimension
- 2-piece black insert
- Factory installed in specified location



Oval Brush Grommet - \$97 / each

Specify code **WO_** (Round Grommet - Location _),
add \$97.00 list per grommet

SPECIFICATIONS


- 3" x 7 1/2" oval
- Black brush insert cord access
- 1 1/2" x 4" inside dimension
- Factory installed in specified location



1 Grommet - Location A

Round Grommet - Specify code **WRA**,
add \$76.00 list per table

Oval Brush Grommet - Specify code **WOA**,
add \$97.00 list per table



1 grommet is factory installed in the front center location of the top.

1 Grommet - Location B

Round Grommet - Specify code **WRB**,
add \$76.00 list per table

Oval Brush Grommet - Specify code **WOB**,
add \$97.00 list per table



1 grommet is factory installed in the front left corner location of the top.

1 Grommet - Location C

Round Grommet - Specify code **WRC**,
add \$76.00 list per table

Oval Brush Grommet - Specify code **WOC**,
add \$97.00 list per table



1 grommet is factory installed in the front right corner location of the top.

2 Grommets - Location D

Round Grommet - Specify code **WRD**,
add \$152.00 list per table

Oval Brush Grommet - Specify code **WOD**,
add \$194.00 list per table



2 grommets are factory installed in the front center locations of the top.

2 Grommets - Location E

Round Grommet - Specify code **WRE**,
add \$152.00 list per table

Oval Brush Grommet - Specify code **WOE**,
add \$194.00 list per table




2 grommets are factory installed in the front corner locations of the top.

1 Grommet - Provide Location Print

Round Grommet - Specify code **WRG**,
add \$76.00 list per table

Oval Brush Grommet - Specify code **WOG**,
add \$97.00 list per table



1 grommet is factory installed in the top location based on specifier's print.

Troupe Legway Manager- \$112 / set of 2

Specify code **WTPL** (Troupe Legway Manager),
add \$112.00 list per set of two

Black U-shaped wire manager that magnetically attaches to the inside of the concave portion of the Troupe leg. These legways guide the wire(s) from the underside of the table to the power source.











Questions?




800 876 2120

top >
edge >

edge ordering code (radius corner) >
or
edge ordering code (square corner) >
top thickness >

edge ordering code (radius corner) >
or
edge ordering code (square corner) >
top thickness >
top thickness price >

Laminate PVC	Laminate Wood	Veneer Wood
Flat 	Flat 	Flat 
LP2R or LP2S 1 1/4"	LW2R or LW2S 1 1/4"	VW2R or VW2S 1 1/4"
Fluted 	Fluted 	Fluted 
LPF2R or LPF2S 1 1/4"	LWF2R or LWF2S 1 1/4"	VWF2R or VWF2S 1 1/4"
1 1/4"	1 1/4"	1 1/4"

Base Style	Table Description	Model #	Product Wt
	No Modesty		
	20 x 48 Fix	TPIC 2048REFX	72
	20 x 60 Fix	TPIC 2060REFX	90
	20 x 72 Fix	TPIC 2072REFX	102
	24 x 48 Fix	TPIC 2448REFX	82
	24 x 60 Fix	TPIC 2460REFX	102
	24 x 72 Fix	TPIC 2472REFX	115
	30 x 48 Fix	TPIC 3048REFX	97
	30 x 60 Fix	TPIC 3060REFX	120
30 x 72 Fix	TPIC 3072REFX	135	
	Slotted Metal Modesty		
	20 x 48 Fix w/FixSlottedMetalMod	TPIC 2048REFX XD	78
	20 x 60 Fix w/FixSlottedMetalMod	TPIC 2060REFX XD	98
	20 x 72 Fix w/FixSlottedMetalMod	TPIC 2072REFX XD	113
	24 x 48 Fix w/FixSlottedMetalMod	TPIC 2448REFX XD	88
	24 x 60 Fix w/FixSlottedMetalMod	TPIC 2460REFX XD	110
	24 x 72 Fix w/FixSlottedMetalMod	TPIC 2472REFX XD	126
	30 x 48 Fix w/FixSlottedMetalMod	TPIC 3048REFX XD	103
	30 x 60 Fix w/FixSlottedMetalMod	TPIC 3060REFX XD	128
30 x 72 Fix w/FixSlottedMetalMod	TPIC 3072REFX XD	146	
	Smooth Metal Modesty		
	20 x 48 Fix w/FixSmoothMetalMod	TPIC 2048REFX XO	78
	20 x 60 Fix w/FixSmoothMetalMod	TPIC 2060REFX XO	98
	20 x 72 Fix w/FixSmoothMetalMod	TPIC 2072REFX XO	113
	24 x 48 Fix w/FixSmoothMetalMod	TPIC 2448REFX XO	88
	24 x 60 Fix w/FixSmoothMetalMod	TPIC 2460REFX XO	110
	24 x 72 Fix w/FixSmoothMetalMod	TPIC 2472REFX XO	126
	30 x 48 Fix w/FixSmoothMetalMod	TPIC 3048REFX XO	103
	30 x 60 Fix w/FixSmoothMetalMod	TPIC 3060REFX XO	128
30 x 72 Fix w/FixSmoothMetalMod	TPIC 3072REFX XO	146	

To Order, Specify...

- 1 Model Number
- 2 Top Material
- 3 Edge Style and Thickness
- 4 Edge Color
- 5 Base Color
- 6 Additional Options



Finish Options

Chrome	\$ 165
Nickel	\$ 223
Powder Coat, Standard	n/c
Powder Coat, Premium	\$ 165
Platinum	\$ 488

Top Options

Special Laminate	TSP	call
Custom Cutout (per cutout)	TCC	\$ 120

Power + Data Options

See pages 630 - 634 or the Power + Data Price List

Wire Management Options

Troupe Legway Manager, Set of 2	WTPL	\$ 112
Basket, Under Top Mount	WBT	\$ 97
1 Oval Brush Grommet, Provide Location Print	WOG	\$ 97
1 Round Grommet, Provide Location Print	WRG	\$ 76

Accessories

Keyboard Platform w/Mouse Surface	AKP27M	\$ 760
CPU Holder (3" - 9" adjustment)	ACPU3-9F	\$ 237
CPU Holder (5" - 8" adjustment)	ACPU5-8F	\$ 155
CPU Holder (3" - 5" adjustment)	ACPU3F	\$ 155

Mini-Modesty Options

48" Length	ATPMM48	\$ 77
60" Length	ATPMM60	\$ 95
72" Length	ATPMM72	\$ 110









Questions?




800 876 2120

top >
edge >

edge ordering code (radius corner) >
or
edge ordering code (square corner) >
top thickness >

edge ordering code (radius corner) >
or
edge ordering code (square corner) >
top thickness >
top thickness price >

Laminate PVC	Laminate Wood	Veneer Wood
Flat 	Flat 	Flat 
LP2R or LP2S 1 1/4"	LW2R or LW2S 1 1/4"	VW2R or VW2S 1 1/4"
Fluted 	Fluted 	Fluted 
LPF2R or LPF2S 1 1/4"	LWF2R or LWF2S 1 1/4"	VWF2R or VWF2S 1 1/4"
1 1/4"	1 1/4"	1 1/4"

Base Style	Table Description	Model #	Product Wt
	No Modesty		
	20 x 48 Fix	TPIG 2048REFX	72
	20 x 60 Fix	TPIG 2060REFX	91
	20 x 72 Fix	TPIG 2072REFX	103
	24 x 48 Fix	TPIG 2448REFX	82
	24 x 60 Fix	TPIG 2460REFX	102
	24 x 72 Fix	TPIG 2472REFX	116
	30 x 48 Fix	TPIG 3048REFX	96
	30 x 60 Fix	TPIG 3060REFX	120
30 x 72 Fix	TPIG 3072REFX	137	
	Slotted Metal Modesty		
	20 x 48 Fix w/FixSlottedMetalMod	TPIG 2048REFX XD	79
	20 x 60 Fix w/FixSlottedMetalMod	TPIG 2060REFX XD	100
	20 x 72 Fix w/FixSlottedMetalMod	TPIG 2072REFX XD	114
	24 x 48 Fix w/FixSlottedMetalMod	TPIG 2448REFX XD	89
	24 x 60 Fix w/FixSlottedMetalMod	TPIG 2460REFX XD	111
	24 x 72 Fix w/FixSlottedMetalMod	TPIG 2472REFX XD	127
	30 x 48 Fix w/FixSlottedMetalMod	TPIG 3048REFX XD	104
	30 x 60 Fix w/FixSlottedMetalMod	TPIG 3060REFX XD	129
30 x 72 Fix w/FixSlottedMetalMod	TPIG 3072REFX XD	148	
	Smooth Metal Modesty		
	20 x 48 Fix w/FixSmoothMetalMod	TPIG 2048REFX XO	79
	20 x 60 Fix w/FixSmoothMetalMod	TPIG 2060REFX XO	100
	20 x 72 Fix w/FixSmoothMetalMod	TPIG 2072REFX XO	114
	24 x 48 Fix w/FixSmoothMetalMod	TPIG 2448REFX XO	89
	24 x 60 Fix w/FixSmoothMetalMod	TPIG 2460REFX XO	111
	24 x 72 Fix w/FixSmoothMetalMod	TPIG 2472REFX XO	127
	30 x 48 Fix w/FixSmoothMetalMod	TPIG 3048REFX XO	104
	30 x 60 Fix w/FixSmoothMetalMod	TPIG 3060REFX XO	129
30 x 72 Fix w/FixSmoothMetalMod	TPIG 3072REFX XO	148	

To Order, Specify...

- 1 Model Number
- 2 Top Material
- 3 Edge Style and Thickness
- 4 Edge Color
- 5 Leg Color
- 6 Accent Color
- 7 Modesty Color
- 7 Additional Options



Base Options	Code	Price
Self-Leveling Glides (4).....	.GLD04	\$ 49

Finish Options		
Chrome		\$ 165
Nickel		\$ 223
Powder Coat, Standard		n/c
Powder Coat, Premium.....		\$ 165
Platinum.....		\$ 488

Top Options		
Special Laminate.....	TSP	call
Custom Cutout (per cutout)	TCC	\$ 120

Power + Data Options
See pages 630 - 634 or the Power + Data Price List

Wire Management Options		
Troupe Legway Manager, Set of 2	WTPL	\$ 112
Basket, Under Top Mount	WBT	\$ 97
1 Oval Brush Grommet, Provide Location Print	WOG	\$ 97
1 Round Grommet, Provide Location Print	WRG	\$ 76

Accessories		
Keyboard Platform w/Mouse Surface	AKP27M	\$ 760
CPU Holder (3" - 9" adjustment)	ACPU3-9F	\$ 237
CPU Holder (5" - 8" adjustment).....	ACPU5-8F	\$ 155
CPU Holder (3" - 5" adjustment).....	ACPU3F	\$ 155
Table Floor Mount Bracket Set.....	AFB	\$ 57

Mini-Modesty Options		
48" Length.....	ATPMM48	\$ 77
60" Length.....	ATPMM60	\$ 95
72" Length.....	ATPMM72	\$ 110



Troupe Media Walls can be specified with either a rectangle or D-shaped top. Rectangle tops are 42" or 48" wide and 60" or 72" long. The D-shaped tops are 54" wide and 60" or 72" long. Tops are mounted to the 72" tall media wall and can be specified in 30", 36" or 42" table heights. The media wall is 5½" deep with a removable back panel which allows access to wires.

The media wall panels are black thermally fused laminate with deep linear lines that enhance the color with a coordinating PVC edge. All metal components of the media wall are Ebony powder coat.

Tops

The 1 ¼" rectangle and D-shaped tops are available in laminate or veneer. Tops are mounted to the media wall and supported with two bases. For additional support a stretcher rail is included.

Stretcher Rails

Stretcher rails run diagonally from leg to leg and mount to the case. Rails are 2" tall with a distance of 10" from bottom rail to the floor. The fully welded stretcher rails are the same color as the legs.

Leg Accent

As an added feature all Troupe legs have a metal accent piece. This appealing design aesthetic allows the designer or specifier to specify one color for a monochromatic look or select two coordinating powder coat colors enhancing the design beauty of the table.

Apron

A 2" angle iron apron is mounted under the top for added stability. Apron is the same color as the accent pieces and will be mounted to all four sides of the table.

Grommets

A black grommet with a 2¼" inside dimension will be factory installed 3¾" below the underside of the table top and centered on the media wall. One additional grommet will be shipped with each media wall that can be field installed if desired. The additional grommet will require a 2½" cutout.

Power + Data

To complete your specification, power and data along with wire management options can be added to your table. Refer to the Power + Data Price List.

Laminate and Veneer, Standard Core Construction

The standard top construction consists of 45-50 lb particleboard, surfaced with a high pressure laminate or plain sliced veneer face. A backer sheet is laminated to the underside of the top. Tops are shipped with understructure attached.



PVC Flat or Fluted Edge - 1 1/4"

Edge of 2mm PVC hot melt banded to the top with 1/8" radius at the top and bottom. Available with 1 1/2" radius corners or square corners.



Offered in twenty-one (21) standard colors.



Wood Flat or Fluted Edge - 1 1/4"

Wood banding hot melt banded to the top with 1/8" radius at the top and bottom. Available with 1 1/2" radius corners or square corners.



Offered in Ash, Cherry, Maple or Walnut materials.

Shipping Schedule

Standard Items

Laminate, PVC Edge	3-5 WEEKS
Laminate, Wood Edge	3-5 WEEKS
Veneer, Wood Edge	6-8 WEEKS

Contact Versteel Customer Service for special lead time requests.

BIFMA

All Versteel products are constructed to pass the relevant ANSI/BIFMA standards. For more detailed specifications by series and base style, contact Versteel Customer Service at 800.876.2120.

Additional information regarding warranty, terms and conditions, shipping, care and maintenance, etc. can be found in the All Tables price list.

To Order, Specify...

- 1 Model Number, include top and edge style
- 2 Top Material
 - a. Laminate manufacturer and color
 - b. Veneer species and finish color
- 3 Edge Color
- 4 Leg + Stretcher Color
- 5 Accent + Apron Color
- 6 Additional Options

base model						finish selections				options
TP	MW	4272	RE	H36	LP2R	TN WF0011-AB / CCOC / PCOC / Pnut				
series	base style	top size	top shape	table height	top, edge & corner	top laminate manufacturer & laminate code	edge color	leg & stretcher color	accent & apron color	

A **TPMW 4272REH36 LP2R** is a Troupe Media Wall with a 42" x 72" Rectangle shape top, 36" table height with laminate 1/8" thick top and a PVC edge with radius corners.

The codes **TN WF0011-AB/CCOC/PCOC/Pnut** specify Nevamar WF0011-AB Macchiato laminate, Coconut PVC edge, Coconut legs and stretcher, and Nutmeg accent and apron color.

Model Number **TPMW 4272REH36 LP2R**


Orders may be sent via
Mailing Address

Versteel
 2332 Cathy Lane
 Jasper IN 47546

Contact Versteel

Email contact@versteel.com
Phone 800 876 2120
 812 634 2120

Top Laminate

Versteel's standard offering of laminates includes over 900 laminates from Formica, Nevamar, Pionite and Wilsonart.

Laminate manufacturers change standard offerings frequently, making it possible a standard product can become unavailable. Versteel cannot be responsible for any inconvenience this may cause.

Veneer

Media Wall tops are available with plain sliced Ash, Cherry, Maple and Walnut veneers.

Veneer Species

Ash	AP01	Maple.	MP01
Cherry	CP01	Walnut	WP01

Veneer Finish

Ash

Beach.	VBEA	Fog	VFOG
Chestnut.	VCHE	Pebble	VPEB
Drift	VDRI	Whisper	VVWHI
Fawn	VFAW		

Cherry

Blossom Cherry	VBLC	Java Cherry.	VJAC
Cordovan Cherry	VCNC	Millwork Cherry.	VMWC
Golden Cherry	VGNC		

Maple

Caramel Maple	VCMM	Sugar Maple	VSUM
Solar Maple.	VSLM		

Walnut

Brighton Walnut	VBRW	Natural Walnut.	VNAW
Espresso Walnut.	VESW		

PVC Edge Colors

Absolute Acajou	CABA	Nimbus.	CNIM
Alloy.	CALY	Pearl	CPEA
Carbon.	CCAR	Platinum	CPLA
Champagne	CCHA	Pralines & Cream	CPRC
Coconut	CCOC	Shadow	CSHA
Ebony.	CEBO	Snow	CSNO
Florence Walnut	CFLW	Stone.	CSTO
Fossil	CFOS	Storm.	CSTM
Grahitte.	CGRA	Whisper	CWHI
Grey.	CGRE	White Linen	CWHL
Kensington Maple.	CKEM		

Wood Edge Species

Ash	A01	Maple.	M01
Cherry	C01	Walnut	W01

Wood Edge Finishes

Ash

Beach.	VBEA	Fog	VFOG
Chestnut.	VCHE	Pebble	VPEB
Drift	VDRI	Whisper	VVWHI
Fawn	VFAW		

Cherry

Blossom Cherry	VBLC	Java Cherry.	VJAC
Cordovan Cherry	VCNC	Millwork Cherry.	VMWC
Golden Cherry	VGNC		

Maple

Caramel Maple	VCMM	Sugar Maple	VSUM
Solar Maple.	VSLM		

Walnut

Brighton Walnut	VBRW	Natural Walnut.	VNAW
Espresso Walnut.	VESW		

Powder Coat Finishes

All powder coat finishes in the Versteel offering have been formulated with the use of epoxy, polyester or epoxy and polyester blends to maximize the finish durability.

Powder Coat Finish Options

Powder Coat - Standardn/c
Powder Coat - Premium (Hope)	\$165
Powder Coat - Premium (Platinum)	\$488

Powder Coat Colors

AlloyPALY	NavyPNAV
AmethystPAME	NimbusPNIM
AnthracitePANT	NutmegPNUT
Black AnodizedPBLA	PearlPPEA
BronzePBRO	PebblePPEB
CalypsoPCAL	Ⓟ PlatinumPPLA
CarbonPCAR	PoppyPPOP
ChampagnePCHA	RoyalPROY
CoconutPCOC	SeasidePSEA
CrimsonPCRI	ShipyardPSHI
DaffodilPDAF	SilverPSIL
EbonyPEBO	SnowPSNO
ForestPFOR	StonePSTO
FossilPFOS	StormPSTM
GraphitePGRA	Terra CottaPTEC
Ⓟ HopePHOP	WhisperPWHI
Kelly GreenPKEG	White LinenPWHL
MicaPMIC	Powder Coat Alternative .	.OPA
MintPMNT		

NOTE CHROME, NICKEL AND TRANSPARENT POWDER COAT ARE NOT AVAILABLE ON TROUPE GATHERING

Premium Powder Coats (indicated by Ⓟ)

Versteel's premium process uses specially formulated powder coats for a truly unique color palette.

Special Laminate**Call for quotation**

Specify code **TSP** (*Special Laminate*), indicate the quoted charges per table

Special laminates and patterns can be specified as an option. To specify, contact Versteel for availability and pricing.

NOTE LAMINATES IN STANDARD COLORS AND TEXTURES FROM FORMICA, NEVAMAR, PIONITE AND WILSONART ARE STANDARD

CAUTION LAMINATE MANUFACTURERS CHANGE STANDARD OFFERINGS FREQUENTLY, AND IT IS POSSIBLE THAT A STANDARD PRODUCT CAN BECOME UNAVAILABLE. VERSTEEL CANNOT BE RESPONSIBLE FOR ANY INCONVENIENCE THIS MAY CAUSE.

Custom PVC Color Match**Call for quotation / one time charge per color, per order**

Specify code **OCF** (*Custom PVC Color Match*), add cost from Versteel quotation

PVC Color Match can be the selection of a color that is available from a Versteel supplier or a new custom color developed for the order. Minimum footage requirements mean that the amount of material needed for your order will effect the cost.

For PVC Color Matching you must supply a color reference sample. Versteel will review the sample for possible existing colors available and send a sample for customer approval. If no color match exists, a custom match will be developed and sampled for customer approval before a production schedule is established.

Powder Coat Alternative**Call for quotation**

Specify code **OPA** (*Powder Coat Alternative*), add cost from Versteel quotation

Powder Coat Alternative is available from Versteel. The entire RAL color reference along with hundreds of other color and finishes are available.

For Powder Coat Alternative matching, you must supply a color reference sample, or an RAL number. Versteel will review the sample for possible existing colors available and send a sample for customer approval. If no color match exists a custom match can be developed. Call Versteel Customer Service for associated upcharges on custom color development.

Stain Finish Match**\$996 / one time charge per finish, per order**

Specify code **OSM** (*Stain Finish Match*), add \$996.00 list per finish, per order

Alternative Stain Finishes are available for veneer and wood edged tops.

For Stain Finish Matching you must supply two 4" x 4" finish color and grain reference samples. An expertly finish matched sample will be provided for customer approval.

Veneer and Wood Edge Alternatives**Call for quotation**

For veneer and wood edge requirements other than the standard plain sliced Ash, Cherry, Maple and Walnut, contact Versteel Customer Service. Versteel is adept at working with a host of domestic and exotic materials. From inlays, figures, pie cuts and special edge profiles, to custom fill levels and sheens, each top is created using the best of technology and old world craftsmanship. The items you only imagined or expected to only be available from a millwork shop are now just another part of your Versteel order. Call Versteel Customer Service for availability and quotation.

Wood Finish Alternatives**Call for quotation**

When veneer tables are required to have a finish other than the standard natural grain fill level finish appearance, semi-filled or full-filled finishes are available by requesting a quote from Versteel. Call Versteel Customer Service for availability and quotation.

Table Top Alternatives

Table tops can be produced in alternative top material if desired. Contact Versteel Customer Service for pricing and availability.

NOTE CUSTOMS OR ALTERNATIVES MAY AFFECT STANDARD PRODUCTION SCHEDULES

Troupe Legway Manager- \$112 / set of 2
*Specify code WTPL (Troupe Legway Manager),
add \$112.00 list per set of two*

Black U-shaped wire manager that magnetically attaches to the inside of the concave portion of the Troupe leg. These legways guide the wire(s) from the underside of the table to the power source.





Questions?

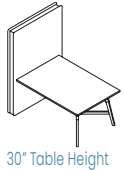
800 876 2120

top >
edge >

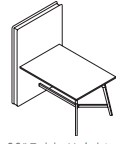
edge ordering code (radius corner) >
or
edge ordering code (square corner) >
top thickness >

edge ordering code (radius corner) >
or
edge ordering code (square corner) >
top thickness >
top thickness price >

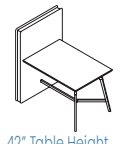
Table Description	Model #	Product Wt	Laminate PVC	Laminate Wood	Veneer Wood
			Flat LP2R or LP2S 1 1/4"	Flat LW2R or LW2S 1 1/4"	Flat VW2R or VW2S 1 1/4"
			Fluted LPF2R or LPF2S 1 1/4"	Fluted LWF2R or LWF2S 1 1/4"	Fluted VWF2R or VWF2S 1 1/4"
			1 1/4"	1 1/4"	1 1/4"
30" Table Height					
42 x 60 Fix	TPMW 4260REH30	369	4496	5218	7666
42 x 72 Fix	TPMW 4272REH30	390	4586	5395	8185
48 x 60 Fix	TPMW 4860REH30	405	4752	5518	8198
48 x 72 Fix	TPMW 4872REH30	430	4842	5696	8585
36" Table Height					
42 x 60 Fix	TPMW 4260REH36	372	4577	5299	7747
42 x 72 Fix	TPMW 4272REH36	390	4667	5476	8266
48 x 60 Fix	TPMW 4860REH36	409	4833	5599	8279
48 x 72 Fix	TPMW 4872REH36	434	4923	5777	8666
42" Table Height					
42 x 60 Fix	TPMW 4260REH42	377	4937	5659	8107
42 x 72 Fix	TPMW 4272REH42	399	5022	5831	8621
48 x 60 Fix	TPMW 4860REH42	413	5193	5959	8639
48 x 72 Fix	TPMW 4872REH42	438	5279	6133	9022



30" Table Height



36" Table Height



42" Table Height

To Order, Specify...

- 1 Model Number
- 2 Top Material
- 3 Edge Style and Thickness
- 4 Edge Color
- 5 Leg and Stretcher Color
- 6 Accent and Apron Color
- 7 Additional Options



Finish Options

Powder Coat, Standard	n/c
Powder Coat, Premium.....	\$ 165
Platinum.....	\$ 488

Top Options

Special Laminate.....	TSP
Custom Cutout (per cutout)	TCC \$ 120

Power + Data Options

Please reference the Power + Data Price List

Wire Management Options

Troupe Legway Manager, Set of 2	WTPL \$ 112
1 Oval Brush Grommet, Provide Location Print	WOG \$ 97
1 Round Grommet, Provide Location Print	WRG \$ 76
Basket, Under Top Mount	WBT \$ 97



Questions?

800 876 2120

top >
edge >

Laminate PVC	Laminate Wood	Veneer Wood
-----------------	------------------	----------------

Flat	Flat	Flat

edge ordering code >

LP2R	LW2R	VW2R
-------------	-------------	-------------

top thickness >

1 1/4"	1 1/4"	1 1/4"
--------	--------	--------

edge ordering code >

Fluted	Fluted	Fluted

LPF2R	LWF2R	VWF2R
--------------	--------------	--------------

top thickness >

1 1/4"	1 1/4"	1 1/4"
--------	--------	--------

top thickness price >

1 1/4"	1 1/4"	1 1/4"
--------	--------	--------

	Table Description	Model #	Product Wt			
 30" Table Height	30" Table Height					
	54 x 60 Fix	TPMW 5460CDH30	424	5153	6048	9633
	54 x 72 Fix	TPMW 5472CDH30	451	5288	6225	9631
 36" Table Height	36" Table Height					
	54 x 60 Fix	TPMW 5460CDH36	428	5234	6129	9714
	54 x 72 Fix	TPMW 5472CDH36	455	5351	6288	9694
 42" Table Height	42" Table Height					
	54 x 60 Fix	TPMW 5460CDH42	432	5589	6484	10069
	54 x 72 Fix	TPMW 5472CDH42	459	5706	6643	10049

To Order, Specify...

- 1 Model Number
- 2 Top Material
- 3 Edge Style and Thickness
- 4 Edge Color
- 5 Leg and Stretcher Color
- 6 Accent and Apron Color
- 7 Additional Options



Finish Options

Powder Coat, Standard	n/c
Powder Coat, Premium.....	\$ 165
Platinum.....	\$ 488

Top Options

Special Laminate.....	TSP
Custom Cutout (per cutout)	TCC \$ 120

Power + Data Options

Please reference the Power + Data Price List

Wire Management Options

Troupe Legway Manager, Set of 2	WTPL \$ 112
1 Oval Brush Grommet, Provide Location Print	WOG \$ 97
1 Round Grommet, Provide Location Print	WRG \$ 76
Basket, Under Top Mount	WBT \$ 97


Tops

Troupe Training tables are available with rectangle shape tops ranging from 20" to 30" wide and 48" to 72" in length. The 1/4" laminate tops can be specified with several edge details.

Bases

Tables can be ordered with fixed, folding or slim-tilt T bases. End-Sit bases are available on tables with fixed or slim-tilt functions. All are standard with four locking 3" hollow wheel black casters. Optional adjustable nylon glides can be specified if casters are not desired.

Modesty Panels

Troupe training tables are standard with modesty panels. Refer to the Modesty Panel Construction Specifications page and the individual pricing pages for additional information.

Power + Data

To complete your specification, power and data, along with wire management options, can be added to your table. Refer to the Power + Data Price List.

NOTE EXCLUSIONS REGARDING EDGE THICKNESS, BASE FUNCTIONS AND HEIGHT MAY APPLY, REFER TO INDIVIDUAL PRICING PAGES FOR COMPLETE PRODUCT OFFERING

Laminate Standard Core Construction

The standard top construction consists of 45-50 lb particleboard, surfaced with a high pressure laminate face. A backer sheet is laminated to the underside of the top. Tops are shipped pre-drilled for field installation of bases and accessories.

PVC Flat or Fluted Edge


Edge of 2mm PVC hot melt banded to the top with 1/8" radius at the top and bottom. Available with 1 1/2" radius corners or square corners.



Offered in twenty-one (21) standard colors.

Wood Flat or Fluted Edge


Wood banding hot melt banded to the top with 1/8" radius at the top and bottom. Available with 1 1/2" radius corners or square corners.



Offered in Ash, Cherry, Maple or Walnut materials.

Shipping Schedule**Standard Items**

Laminate, PVC Edge	3-5 WEEKS
Laminate, Wood Edge	3-5 WEEKS

Contact Versteel Customer Service for special lead time requests.

BIFMA

All Versteel products are constructed to pass the relevant ANSI/BIFMA standards. For more detailed specifications by series and base style, contact Versteel Customer Service at 800.876.2120.

Additional information regarding warranty, terms and conditions, shipping, care and maintenance, etc. can be found in the All Tables price list.

Fixed (XD) or Removable (RD) Slotted Modesty

The 8½" high Fixed or Removable Slotted Metal Modesty panel is a formed steel panel with slotted holes that is mounted to the top with screws through steel brackets. It must be field installed into pre-drilled positions in the top. A deep channel in the back of the panel allows for the routing of power and data cables inside the modesty. Mounting hardware is packed with the modesty panel. Powder coat finish on the panel matches the base finish unless specified differently. Transparent powder coat finishes, Chrome and Nickel are not available.

NOTE RADIUS CORNERS ARE NOT RECOMMENDED ON THE TABLE TOP WHEN A FIXED OR REMOVABLE SLOTTED MODESTY IS SPECIFIED.

**Fixed (XO) or Removable (RO) Smooth Modesty**

The 8½" high Fixed or Removable Smooth Metal Modesty panel is a formed steel panel that is mounted to the top with screws through steel brackets. It must be field installed into pre-drilled positions in the top. A deep channel in the back of the panel allows for the routing of power and data cables inside the modesty. Mounting hardware is packed with the modesty panel. Powder coat finish on the panel matches the base finish unless specified differently. Transparent powder coat finishes, Chrome and Nickel are not available.

NOTE RADIUS CORNERS ARE NOT RECOMMENDED ON THE TABLE TOP WHEN A FIXED OR REMOVABLE SMOOTH MODESTY IS SPECIFIED.

**Hanging Slotted Modesty (HD)**

The 8½" high Hanging Slotted Metal Modesty panel is mounted to the top with a hinge that is factory installed. This mechanism pivots if the table is tilted to allow for a 90 degree slim-tilt. Modesty panel does not ship installed on the top. Powder coat finish on the panel matches the base finish unless specified differently. Transparent powder coat finishes, Chrome and Nickel are not available.

**Hanging Smooth Modesty (HO)**

The 8½" high Hanging Smooth Metal Modesty panel is mounted to the top with a hinge that is factory installed. This mechanism pivots if the table is tilted to allow for a 90 degree slim-tilt. Modesty panel does not ship installed on the top. Powder coat finish on the panel matches the base finish unless specified differently. Transparent powder coat finishes, Chrome and Nickel are not available.



To Order, Specify...

- 1 Model Number, include top and edge style
- 2 Top Material
 - a. Laminate manufacturer and color
- 3 Edge Color
- 4 Base Color
- 5 Additional Options

base model

finish selections

options

TT	T1	2460	RE	ST	RO	LP2S	/	TP WY160-SD	/	CABA	/	PALY	/	
series	base style	top size	top shape	table function	modesty function	top, edge & corner		top laminate manufacture & laminate code		edge color		base + modesty color		base option

A **TTT12460REST RO LP2S** is a Troupe series 24" x 60" rectangle training table with slim-tilt T1 bases, a removable smooth modesty and a laminate 1/4" thick top with a PVC edge and square corners.

The codes **TP WY160-SD / CABA / PALY** specify a Pionite WY160-SD Absolute Acajou laminate, Absolute Acajou PVC edge, Alloy bases and modesty panel.

Model Number **TTT12460REST RO LP2S****Orders may be sent via****Mailing Address**

Versteel
2332 Cathy Lane
Jasper IN 47546

Contact Versteel

Email contact@versteel.com
Phone 800 876 2120
812 634 2120

Laminate

Versteel's standard offering of laminates includes over 900 laminates from Formica, Nevamar, Pionite and Wilsonart.

Laminate manufacturers change standard offerings frequently, making it possible a standard product can become unavailable. Versteel cannot be responsible for any inconvenience this may cause.

PVC Edge Colors

Absolute AcajouCABA	Nimbus. CNIM
Alloy. CALY	Pearl CPEA
Carbon. CCAR	Platinum CPLA
Champagne CCHA	Pralines & Cream CPRC
Coconut CCOC	Shadow CSHA
Ebony. CEBO	Snow CSNO
Florence Walnut CFLW	Stone CSTO
Fossil CFOS	Storm. CSTM
Graphite CGRA	Whisper CWHI
Grey. CGRE	White Linen CWHL
Kensington Maple. CKEM	

Wood Edge Species

Ash A01	Maple. M01
Cherry C01	Walnut W01

Wood Edge Finishes

Ash

Beach. WBEA	Fog WFOG
Chestnut. WCHE	Pebble WPEB
Drift WDRI	Whisper WWHI
Fawn WFAW	

Cherry

Blossom Cherry WBLC	Java Cherry. WJAC
Cordovan Cherry WCNC	Millwork Cherry. WMWC
Golden Cherry WGNC	

Maple

Caramel Maple WCMM	Sugar Maple WSUM
Solar Maple. WSLM	

Walnut

Brighton Walnut WBRW	Natural Walnut. WNAW
Espresso Walnut. WESW	

Powder Coat Finishes

All powder coat finishes in the Versteel offering have been formulated with the use of epoxy, polyester or epoxy and polyester blends to maximize the finish durability.

Powder Coat Finish Options

Powder Coat – Standardn/c
Powder Coat – Premium (Hope).	\$165
Powder Coat – Premium (Platinum)	\$488

Powder Coat Colors

Alloy. PALLY	Navy PNAV
Amethyst PAME	Nimbus. PNIM
Anthracite. PANT	Nutmeg PNTUT
Black Anodized. PBLA	Pearl PPEA
Bronze PBRO	Pebble PPEB
Calypso PCAL	Platinum. PPLA
Carbon. PCAR	Poppy. PPOP
Champagne PCHA	Royal PROY
Coconut PCOC	Seaside PSEA
Crimson PCRI	Shipyards PSHI
Daffodil. PDAF	Silver PSIL
Ebony. PEBO	Snow PSNO
Forest. PFOR	Stone PSTO
Fossil PFOS	Storm. PSTM
Graphite PGRA	Terra Cotta PTEC
Hope PHOP	Whisper PWHI
Kelly Green PKEG	White Linen PWHL
Mica. PMIC	Powder Coat Alternative OPA
Mint PMNT	

Premium Powder Coats (indicated by P)

Versteel's premium process uses specially formulated powder coats for a truly unique color palette.

Chrome

Versteel applies a deep luster chrome plated finish. Chrome is the most durable finish available. Specify Chrome and add \$165 list per table. Chrome is not available on the accent or modesty panels.

Chrome	ECHR
------------------	------

Nickel

Versteel applies a nickel plated finish with a clear coat applied for durability. Specify Nickel and add \$223 list per table. Nickel is not available on the accent or modesty panels.

Nickel	ENKL
------------------	------

Special Laminate
Call for quotation

Specify code **TSP** (*Special Laminate*), indicate the quoted charges per table

Special laminates and patterns can be specified as an option. To specify, contact Versteel Customer Service for availability and pricing.

NOTE LAMINATES IN STANDARD COLORS AND TEXTURES FROM FORMICA, NEVAMAR, PIONITE AND WILSONART ARE STANDARD

CAUTION LAMINATE MANUFACTURERS CHANGE STANDARD OFFERINGS FREQUENTLY, MAKING IT POSSIBLE A STANDARD PRODUCT CAN BECOME UNAVAILABLE. VERSTEEL CANNOT BE RESPONSIBLE FOR ANY INCONVENIENCE THIS MAY CAUSE.

Custom PVC Color Match
Call for quotation / one time charge per color, per order

Specify code **OCF** (*Custom PVC Color Match*), add cost from Versteel quotation

PVC Color Match can be the selection of a color that is available from a Versteel supplier or a new custom color developed for the order. Minimum footage requirements mean that the amount of material needed for your order will effect the cost.

For PVC Color Matching you must supply a color reference sample. Versteel will review the sample for possible existing colors available and send a sample for customer approval. If no color match exists, a custom match will be developed and sampled for customer approval before a production schedule is established.

Powder Coat Alternative
Call for quotation

Specify code **OPA** (*Powder Coat Alternative*), add cost from Versteel quotation

Powder Coat Alternative is available from Versteel. The entire RAL color reference along with hundreds of other color and finishes are available.

For Powder Coat Alternative matching, you must supply a color reference sample, or an RAL number. Versteel will review the sample for possible existing colors available and send a sample for customer approval. If no color match exists a custom match can be developed. Call Versteel Customer Service for associated upcharges on custom color development.

Stain Finish Match
\$996 / one time charge per finish, per order

Specify code **OSM** (*Stain Finish Match*), add \$996.00 list per finish, per order

Alternative Stain Finishes are available for veneer and wood edged tops.

For Stain Finish Matching you must supply two 4" x 4" finish color and grain reference samples. An expertly finish matched sample will be provided for customer approval.

NOTE CUSTOMS OR ALTERNATIVES MAY AFFECT STANDARD PRODUCTION SCHEDULES

Glides

no charge

Specify code **GLD01** (Glides) no additional charge

Adjustable glides replace standard casters. There is no change in price when selecting this option. Table height will remain 30" when glides are specified.

Base Wire Access

\$32 / table

Specify code **BWA** (Base Wire Access), add \$32.00 list per table

Base Wire Access will be installed on one base. Base is installed in the field allowing you to determine which side of the table the Base Wire Access will be located on.

Top Custom Cutout

\$120 / cutout

Specify code **TCC** (Top Custom Cutout), add \$120.00 list per cutout

Top Custom Cutout requires a drawing for production and is subject to approvals.

Table Link

\$251 / table

Specify code **TLK** (Table Link), add \$251.00 list per table

Table Link is for linking Versteel table configurations in typical room situations. Table link will prevent the accidental disconnection of power supply to adjacent tables. Available on tables with PVC, 3mm Wood, Wood Square, Wood Fluted and Ergo user side edge details.



Table Link - Ends Only

\$135 / table

Specify code **TLE** (Table Link - Ends Only), add \$135.00 list per table

Table Link is for linking Versteel table configurations in typical room situations. Specify Table Link - Ends Only when your configuration requires linking on the table ends only. Available on tables with PVC, 3mm Wood, Wood Square, Wood Fluted and Ergo user side edge details. Table Link - Ends Only is included with electrical package options. This will prevent the accidental disconnection of power supply to adjacent tables.





Questions?

800 876 2120

Overlapping Folding Bases

top >
edge >

edge ordering code (radius corner) >
or
edge ordering code (square corner) >
top thickness >

edge ordering code (radius corner) >
or
edge ordering code (square corner) >
top thickness >
top thickness price >

Material	Edge Style	Top Thickness	Price
Laminate PVC	Flat	1 1/4"	
Laminate Wood	Flat	1 1/4"	
Laminate PVC	Fluted	1 1/4"	
Laminate Wood	Fluted	1 1/4"	

Base Style	Table Description	Model #	Product Wt
------------	-------------------	---------	------------



Table Description	Model #	Product Wt
Slotted Metal Modesty		
20 x 48 Fix w/FixSlottedMod	TTTT 2048REFX XD	63
20 x 48 Fix w/RemSlottedMod	TTTT 2048REFX RD	63
20 x 48 Fold w/RemSlottedMod	TTTT 2048REFO RD	67
20 x 48 Slim-Tilt w/HangSlottedMod	TTTT 2048REST HD	75
20 x 60 Fix w/FixSlottedMod	TTTT 2060REFX XD	76
20 x 60 Fix w/RemSlottedMod	TTTT 2060REFX RD	76
20 x 60 Fold w/RemSlottedMod	TTTT 2060REFD RD	80
20 x 60 Slim-Tilt w/HangSlottedMod	TTTT 2060REST HD	88
20 x 72 Fix w/FixSlottedMod	TTTT 2072REFX XD	86
20 x 72 Fix w/RemSlottedMod	TTTT 2072REFX RD	86
20 x 72 Fold w/RemSlottedMod	TTTT 2072REFD RD	91
20 x 72 Slim-Tilt w/HangSlottedMod	TTTT 2072REST HD	98



Table Description	Model #	Product Wt
Smooth Metal Modesty		
20 x 48 Fix w/FixSmoothMod	TTTT 2048REFX XO	63
20 x 48 Fix w/RemSmoothMod	TTTT 2048REFX RO	63
20 x 48 Fold w/RemSmoothMod	TTTT 2048REFO RO	68
20 x 48 Slim-Tilt w/HangSmoothMod	TTTT 2048REST HO	75
20 x 60 Fix w/FixSmoothMod	TTTT 2060REFX XO	76
20 x 60 Fix w/RemSmoothMod	TTTT 2060REFX RO	77
20 x 60 Fold w/RemSmoothMod	TTTT 2060REFD RO	81
20 x 60 Slim-Tilt w/HangSmoothMod	TTTT 2060REST HO	88
20 x 72 Fix w/FixSmoothMod	TTTT 2072REFX XO	87
20 x 72 Fix w/RemSmoothMod	TTTT 2072REFX RO	87
20 x 72 Fold w/RemSmoothMod	TTTT 2072REFD RO	91
20 x 72 Slim-Tilt w/HangSmoothMod	TTTT 2072REST HO	98

To Order, Specify...

- 1 Model Number
- 2 Top Material
- 3 Edge Style and Thickness
- 4 Edge Color
- 5 Base Color
- 6 Additional Options



Base Options	Code	Price
Glides	GLD01	n/c
Base Wire AccessBWA	\$ 32

Finish Options		
Chrome		\$ 165
Nickel.....		\$ 223
Powder Coat, Standard		n/c
Powder Coat, Premium.....		\$ 165
Platinum.....		\$ 488

Top Options		
Table Link (all four sides)	TLK	\$ 251
Table Link (ends only)	TLE	\$ 135
Special Laminate.....	.TSP	call
Custom Cutout (per cutout)TCC	\$ 120

Power + Data Options
Please reference the Power + Data Price List

Wire Management Options		
Basket, Under Top MountWBT	\$ 97
1 Oval Brush Grommet, Provide Location Print.WOG	\$ 97
1 Round Grommet, Provide Location PrintWRG	\$ 76



Questions?

800 876 2120

Overlapping Folding Bases

top >
edge >

edge ordering code (radius corner) >
or
edge ordering code (square corner) >
top thickness >

edge ordering code (radius corner) >
or
edge ordering code (square corner) >
top thickness >
top thickness price >

Material	Edge Style	Top Thickness	Price
Laminate PVC	Flat	1 1/4"	1147
Laminate Wood	Flat	1 1/4"	1584
Laminate PVC	Fluted	1 1/4"	1288
Laminate Wood	Fluted	1 1/4"	1797

Base Style	Table Description	Model #	Product Wt
------------	-------------------	---------	------------



Slotted Metal Modesty			
	24 x 48 Fix w/FixSlottedMod	TTTT 2448REFX XD	70
	24 x 48 Fix w/RemSlottedMod	TTTT 2448REFX RD	70
	24 x 48 Fold <input checked="" type="checkbox"/> w/RemSlottedMod	TTTT 2448REFO RD	74
	24 x 48 Slim-Tilt w/HangSlottedMod	TTTT 2448REST HD	82
	24 x 60 Fix w/FixSlottedMod	TTTT 2460REFX XD	85
	24 x 60 Fix w/RemSlottedMod	TTTT 2460REFX RD	85
	24 x 60 Fold w/RemSlottedMod	TTTT 2460REFD RD	89
	24 x 60 Slim-Tilt w/HangSlottedMod	TTTT 2460REST HD	97
	24 x 72 Fix w/FixSlottedMod	TTTT 2472REFX XD	97
	24 x 72 Fix w/RemSlottedMod	TTTT 2472REFX RD	97
	24 x 72 Fold w/RemSlottedMod	TTTT 2472REFD RD	102
	24 x 72 Slim-Tilt w/HangSlottedMod	TTTT 2472REST HD	109



Smooth Metal Modesty			
	24 x 48 Fix w/FixSmoothMod	TTTT 2448REFX XO	70
	24 x 48 Fix w/RemSmoothMod	TTTT 2448REFX RO	71
	24 x 48 Fold <input checked="" type="checkbox"/> w/RemSmoothMod	TTTT 2448REFO RO	75
	24 x 48 Slim-Tilt w/HangSmoothMod	TTTT 2448REST HO	82
	24 x 60 Fix w/FixSmoothMod	TTTT 2460REFX XO	85
	24 x 60 Fix w/RemSmoothMod	TTTT 2460REFX RO	86
	24 x 60 Fold w/RemSmoothMod	TTTT 2460REFD RO	90
	24 x 60 Slim-Tilt w/HangSmoothMod	TTTT 2460REST HO	97
	24 x 72 Fix w/FixSmoothMod	TTTT 2472REFX XO	98
	24 x 72 Fix w/RemSmoothMod	TTTT 2472REFX RO	98
	24 x 72 Fold w/RemSmoothMod	TTTT 2472REFD RO	102
	24 x 72 Slim-Tilt w/HangSmoothMod	TTTT 2472REST HO	109

To Order, Specify...

- 1 Model Number
- 2 Top Material
- 3 Edge Style and Thickness
- 4 Edge Color
- 5 Base Color
- 6 Additional Options



Base Options	Code	Price
Glides	GLD01	n/c
Base Wire AccessBWA	\$ 32

Finish Options		
Chrome		\$ 165
Nickel.....		\$ 223
Powder Coat, Standard		n/c
Powder Coat, Premium.....		\$ 165
Platinum.....		\$ 488

Top Options		
Table Link (all four sides)	TLK	\$ 251
Table Link (ends only)	TLE	\$ 135
Special Laminate.....	.TSP	call
Custom Cutout (per cutout)TCC	\$ 120

Power + Data Options
Please reference the Power + Data Price List

Wire Management Options		
Basket, Under Top MountWBT	\$ 97
1 Oval Brush Grommet, Provide Location Print.WOG	\$ 97
1 Round Grommet, Provide Location PrintWRG	\$ 76



Questions?

800 876 2120

Overlapping Folding Bases

top >
edge >

edge ordering code (radius corner) >
or
edge ordering code (square corner) >
top thickness >

edge ordering code (radius corner) >
or
edge ordering code (square corner) >
top thickness >
top thickness price >

Base Style	Table Description	Model #	Product Wt	Laminate PVC	Laminate Wood
	Slotted Metal Modesty			Flat LP2R or LP2S 1 1/4"	Flat LW2R or LW2S 1 1/4"
	30 x 48 Fix w/FixSlottedMod	TTTT 3048REFX XD	80	1234	1708
	30 x 48 Fix w/RemSlottedMod	TTTT 3048REFX RD	80	1234	1708
	30 x 48 Fold w/RemSlottedMod	TTTT 3048REFO RD	84	1490	1964
	30 x 48 Slim-Tilt w/HangSlottedMod	TTTT 3048REST HD	92	1435	1909
	30 x 60 Fix w/FixSlottedMod	TTTT 3060REFX XD	98	1334	1880
	30 x 60 Fix w/RemSlottedMod	TTTT 3060REFX RD	98	1334	1880
	30 x 60 Fold w/RemSlottedMod	TTTT 3060REFD RD	102	1590	2136
	30 x 60 Slim-Tilt w/HangSlottedMod	TTTT 3060REST HD	102	1565	2112
	30 x 72 Fix w/FixSlottedMod	TTTT 3072REFX XD	113	1483	2101
	30 x 72 Fix w/RemSlottedMod	TTTT 3072REFX RD	114	1483	2101
	30 x 72 Fold w/RemSlottedMod	TTTT 3072REFD RD	117	1740	2357
30 x 72 Slim-Tilt w/HangSlottedMod	TTTT 3072REST HD	125	1715	2332	
	Smooth Metal Modesty			Fluted LPF2R or LPF2S 1 1/4"	Fluted LWF2R or LWF2S 1 1/4"
	30 x 48 Fix w/FixSmoothMod	TTTT 3048REFX XO	80	1224	1698
	30 x 48 Fix w/RemSmoothMod	TTTT 3048REFX RO	81	1239	1713
	30 x 48 Fold w/RemSmoothMod	TTTT 3048REFO RO	85	1496	1970
	30 x 48 Slim-Tilt w/HangSmoothMod	TTTT 3048REST HO	92	1433	1907
	30 x 60 Fix w/FixSmoothMod	TTTT 3060REFX XO	98	1324	1870
	30 x 60 Fix w/RemSmoothMod	TTTT 3060REFX RO	99	1339	1886
	30 x 60 Fold w/RemSmoothMod	TTTT 3060REFD RO	103	1596	2142
	30 x 60 Slim-Tilt w/HangSmoothMod	TTTT 3060REST HO	102	1562	2109
	30 x 72 Fix w/FixSmoothMod	TTTT 3072REFX XO	114	1473	2091
	30 x 72 Fix w/RemSmoothMod	TTTT 3072REFX RO	114	1489	2106
	30 x 72 Fold w/RemSmoothMod	TTTT 3072REFD RO	118	1745	2363
30 x 72 Slim-Tilt w/HangSmoothMod	TTTT 3072REST HO	125	1712	2330	

To Order, Specify...

- 1 Model Number
- 2 Top Material
- 3 Edge Style and Thickness
- 4 Edge Color
- 5 Base Color
- 6 Additional Options



Base Options	Code	Price
Glides	GLD01	n/c
Base Wire AccessBWA	\$ 32

Finish Options		
Chrome		\$ 165
Nickel.....		\$ 223
Powder Coat, Standard		n/c
Powder Coat, Premium.....		\$ 165
Platinum.....		\$ 488

Top Options		
Table Link (all four sides)	TLK	\$ 251
Table Link (ends only)	TLE	\$ 135
Special Laminate.....	.TSP	call
Custom Cutout (per cutout)TCC	\$ 120






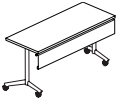
Power + Data Options
Please reference the Power + Data Price List

Wire Management Options		
Basket, Under Top MountWBT	\$ 97
1 Oval Brush Grommet, Provide Location Print.WOG	\$ 97
1 Round Grommet, Provide Location PrintWRG	\$ 76



Questions?

800 876 2120

Base Style	Table Description	Model #	Product Wt	top > edge >	
				Laminate PVC	Laminate Wood
				Flat  edge ordering code (radius corner) > or edge ordering code (square corner) > top thickness > LP2R or LP2S 1 1/4"	Flat  edge ordering code (radius corner) > or edge ordering code (square corner) > top thickness > LW2R or LW2S 1 1/4"
				Fluted  edge ordering code (radius corner) > or edge ordering code (square corner) > top thickness > LPF2R or LPF2S 1 1/4"	Fluted  edge ordering code (radius corner) > or edge ordering code (square corner) > top thickness > LWPF2R or LWPF2S 1 1/4"
				1 1/4"	1 1/4"
	Slotted Metal Modesty				
	24 x 48 Fix w/FixSlottedMod	TTTE 2448REFX XD	70	1147	1584
	24 x 48 Fix w/RemSlottedMod	TTTE 2448REFX RD	70	1162	1599
	24 x 48 Slim-Tilt w/HangSlottedMod	TTTE 2448REST HD	82	1364	1801
	24 x 60 Fix w/FixSlottedMod	TTTE 2460REFX XD	85	1288	1797
	24 x 60 Fix w/RemSlottedMod	TTTE 2460REFX RD	85	1303	1813
	24 x 60 Slim-Tilt w/HangSlottedMod	TTTE 2460REST HD	97	1535	2044
	24 x 72 Fix w/FixSlottedMod	TTTE 2472REFX XD	97	1373	1956
	24 x 72 Fix w/RemSlottedMod	TTTE 2472REFX RD	97	1388	1972
24 x 72 Slim-Tilt w/HangSlottedMod	TTTE 2472REST HD	109	1620	2203	
	Smooth Metal Modesty				
	24 x 48 Fix w/FixSmoothMod	TTTE 2448REFX XO	70	1136	1573
	24 x 48 Fix w/RemSmoothMod	TTTE 2448REFX RO	71	1152	1589
	24 x 48 Slim-Tilt w/HangSmoothMod	TTTE 2448REST HO	82	1362	1799
	24 x 60 Fix w/FixSmoothMod	TTTE 2460REFX XO	85	1277	1787
	24 x 60 Fix w/RemSmoothMod	TTTE 2460REFX RO	86	1293	1802
	24 x 60 Slim-Tilt w/HangSmoothMod	TTTE 2460REST HO	97	1532	2041
	24 x 72 Fix w/FixSmoothMod	TTTE 2472REFX XO	98	1362	1946
	24 x 72 Fix w/RemSmoothMod	TTTE 2472REFX RO	98	1378	1961
24 x 72 Slim-Tilt w/HangSmoothMod	TTTE 2472REST HO	109	1617	2200	

To Order, Specify...

- 1 Model Number
- 2 Top Material
- 3 Edge Style and Thickness
- 4 Edge Color
- 5 Base Color
- 6 Additional Options



Base Options	Code	Price
Glides	GLD01	n/c
Base Wire AccessBWA	\$ 32

Finish Options		
Chrome		\$ 165
Nickel.....		\$ 223
Powder Coat, Standard		n/c
Powder Coat, Premium.....		\$ 165
Platinum.....		\$ 488

Top Options		
Table Link (all four sides)	TLK	\$ 251
Table Link (ends only)	TLE	\$ 135
Special Laminate.....	.TSP	call
Custom Cutout (per cutout)TCC	\$ 120







Power + Data Options
 Please reference the Power + Data Price List

Wire Management Options		
Basket, Under Top MountWBT	\$ 97
1 Oval Brush Grommet, Provide Location Print.WOG	\$ 97
1 Round Grommet, Provide Location PrintWRG	\$ 76



Questions?

800 876 2120

Base Style	Table Description	Model #	Product Wt	top > edge >		
				Laminate PVC	Laminate Wood	
				Flat  edge ordering code (radius corner) > or edge ordering code (square corner) > top thickness > LP2R or LP2S 1 1/4"	Flat  edge ordering code (radius corner) > or edge ordering code (square corner) > top thickness > LW2R or LW2S 1 1/4"	
				Fluted  edge ordering code (radius corner) > or edge ordering code (square corner) > top thickness > LPF2R or LPF2S 1 1/4"	Fluted  edge ordering code (radius corner) > or edge ordering code (square corner) > top thickness > LWPF2R or LWPF2S 1 1/4"	
				1 1/4"	1 1/4"	
	Slotted Metal Modesty					
	30 x 48 Fix w/FixSlottedMod	TTTE 3048REFX XD	80	1234	1708	
	30 x 48 Fix w/RemSlottedMod	TTTE 3048REFX RD	80	1234	1708	
	30 x 48 Slim-Tilt w/HangSlottedMod	TTTE 3048REST HD	92	1435	1909	
	30 x 60 Fix w/FixSlottedMod	TTTE 3060REFX XD	98	1334	1880	
	30 x 60 Fix w/RemSlottedMod	TTTE 3060REFX RD	98	1334	1880	
	30 x 60 Slim-Tilt w/HangSlottedMod	TTTE 3060REST HD	102	1565	2112	
	30 x 72 Fix w/FixSlottedMod	TTTE 3072REFX XD	113	1483	2101	
	30 x 72 Fix w/RemSlottedMod	TTTE 3072REFX RD	114	1483	2101	
	30 x 72 Slim-Tilt w/HangSlottedMod	TTTE 3072REST HD	125	1715	2332	
		Smooth Metal Modesty				
		30 x 48 Fix w/FixSmoothMod	TTTE 3048REFX XO	80	1224	1698
30 x 48 Fix w/RemSmoothMod		TTTE 3048REFX RO	81	1239	1713	
30 x 48 Slim-Tilt w/HangSmoothMod		TTTE 3048REST HO	92	1433	1907	
30 x 60 Fix w/FixSmoothMod		TTTE 3060REFX XO	98	1324	1870	
30 x 60 Fix w/RemSmoothMod		TTTE 3060REFX RO	99	1339	1886	
30 x 60 Slim-Tilt w/HangSmoothMod		TTTE 3060REST HO	102	1562	2109	
30 x 72 Fix w/FixSmoothMod		TTTE 3072REFX XO	114	1473	2091	
30 x 72 Fix w/RemSmoothMod		TTTE 3072REFX RO	114	1489	2106	
30 x 72 Slim-Tilt w/HangSmoothMod		TTTE 3072REST HO	125	1712	2330	

To Order, Specify...

- 1 Model Number
- 2 Top Material
- 3 Edge Style and Thickness
- 4 Edge Color
- 5 Base Color
- 6 Additional Options



Base Options	Code	Price
Glides	GLD01	n/c
Base Wire AccessBWA	\$ 32

Finish Options		
Chrome		\$ 165
Nickel.....		\$ 223
Powder Coat, Standard		n/c
Powder Coat, Premium.....		\$ 165
Platinum.....		\$ 488

Top Options		
Table Link (all four sides)	TLK	\$ 251
Table Link (ends only)	TLE	\$ 135
Special Laminate.....	.TSP	call
Custom Cutout (per cutout)TCC	\$ 120

Power + Data Options
 Please reference the Power + Data Price List

Wire Management Options		
Basket, Under Top MountWBT	\$ 97
1 Oval Brush Grommet, Provide Location Print.WOG	\$ 97
1 Round Grommet, Provide Location PrintWRG	\$ 76

All prices are delivered list price effective with date printed on cover and supersedes all other published price lists. Versteel reserves the right to change prices or specifications without prior notice. Orders are accepted subject to price prevailing at time of shipment.

versteel.com
Made in America
800 876 2120