

**TARIFF-FREE TABLES**

Proudly crafted in the USA.  
No tariff surcharge.

# Tables

## 2026 Price List

[➔ JUMP TO PRICING](#)

**VERSTEEL**




**Tops**

Laminate and veneer tops are 1 1/4" thick. Corian® tops have a 1" top thickness. All are standard with radius corners.

**Leg Materials**


The elliptical legs are available in Versteel's standard or Studio Steel® process. All standard powder coat finishes are available in addition to Chrome or Nickel when Studio Steel is not specified.

**Features**

The 30" tall tables are available with two (2) USB ports integrated into two or four legs. If no USB ports are desired the legs will have Black Anodized end caps which match the Black Anodized tubular understructure. A 10' long power infeed cord provides power to all USB ports. Tables are standard with 2" diameter nylon adjustable glides. Glides allow .5" adjustment of the table.

**Wire Management**

The tubular understructure incorporates wire management. Legway wire managers are included when tables are ordered with USB ports.



**Laminate and Veneer, Standard Core Construction**

The standard top construction consists of 45-50 lb particleboard, surfaced with a high pressure laminate or plain sliced veneer face. A backer sheet is laminated to the underside of the top. Tops are shipped with rectangular understructure attached and pre-drilled for field installation of bases and accessories.

**Corian® Construction**

Tops are ½" Corian® with a 7/16" thick plywood subtop glued to the bottom side with a ½" Corian® rim applied to conceal the plywood subtop. The underside is bored to allow pressing in metal screw inserts for field installation of the legs and/or connectors.

**PVC Flat or Fluted Edge**



Edge of 2mm PVC hot melt banded to the top with 1/8" radius at the top and bottom.



Offered in twenty-one (21) standard colors.

**Reverse Bevel Acrylic**



Edge of 2mm acrylic edge banding hot melt banded to MDF core. A reverse bevel is then cut into the edge exposing the MDF on the reverse bevel. The MDF is then clear coated.

**Wood Flat or Fluted Edge**



Wood banding hot melt banded to the top with 1/8" radius at the top and bottom.



Offered in Ash, Cherry, Maple or Walnut materials.

**Corian® Eased Square Edge**



A traditional 1" flat edge with a small radius where horizontal surfaces meet vertical for comfort and a softened aesthetic. Offered in ten (10) standard colors.

**Shipping Schedule**

**Standard Items**

Laminate, PVC Edge	3-5 WEEKS
Laminate, Wood Edge	3-5 WEEKS
Veneer, Wood Edge	6-8 WEEKS
Corian®	3-5 WEEKS

Contact Versteel Customer Service for special lead time requests.

**BIFMA**

All Versteel products are constructed to pass the relevant ANSI/BIFMA standards. For more detailed specifications by series and base style, contact Versteel Customer Service at 800.876.2120.

Additional information regarding warranty, terms and conditions, shipping, care and maintenance, etc. can be found in the All Tables price list.

**To Order, Specify...**

- 1 Model Number, include top and edge style
- 2 Top Material
  - a. Laminate manufacturer and color
  - b. Veneer species and finish color
  - c. Corian® color
- 3 Edge Color
- 4 Leg Color
- 5 Additional Options

base model					finish selections			options					
<b>TH</b>	<b>C1</b>	<b>48</b>	<b>RD</b>	<b>FX</b>	<b>LP2R</b>	/	<b>TN WZ0055-T</b>	/	<b>CEBO</b>	/	<b>PALY</b>	/	<b>UDP02-A</b>
series	base style	top size	top shape	table function	top, edge & corner		top laminate manufacturer & laminate code		edge color		edge color		USB option(s)

A **THC1 48RDFX** is a Thea series 48" round table with fixed C1 bases, a laminate 1 1/2" thick top with a flat PVC edge.

The codes **TN WZ0055-T** / **CEBO** / **PALY** specify a Nevamar WZ0055-T Carijillo laminate, Ebony PVC edge and Alloy leg color.

**UDP02-A** specifies dual USB charger mounted in upper portion of two bases.

**Model Number** **THC1 48RDFX LP2R**

**Orders may be sent via**
**Mailing Address**

Versteel  
 2332 Cathy Lane  
 Jasper IN 47546

**Contact Versteel**

**Email** contact@versteel.com  
**Phone** 800 876 2120  
 812 634 2120

**Laminate**

Versteel's standard offering of laminates includes over 900 laminates from Formica, Nevamar, Pionite and Wilsonart.

Laminate manufacturers change standard offerings frequently, making it possible a standard product can become unavailable. Versteel cannot be responsible for any inconvenience this may cause.

**Veneer**

Thea tables are available with plain sliced Ash, Cherry, Maple and Walnut veneers.

**Veneer Species**

Ash . . . . .	AP01	Maple . . . . .	MP01
Cherry . . . . .	CP01	Walnut . . . . .	WP01

**Veneer Finish**

**Ash**

Beach . . . . .	VBEA	Fog . . . . .	VFOG
Chestnut . . . . .	VCHE	Pebble . . . . .	VPEB
Drift . . . . .	VDRI	Whisper . . . . .	VWHI
Fawn . . . . .	VFAW		

**Cherry**

Blossom Cherry . . . . .	VBLC	Java Cherry . . . . .	VJAC
Cordovan Cherry . . . . .	VCNC	Millwork Cherry . . . . .	VMWC
Golden Cherry . . . . .	VGNC		

**Maple**

Caramel Maple . . . . .	VCMM	Sugar Maple . . . . .	VSUM
Solar Maple . . . . .	VSLM		

**Walnut**

Brighton Walnut . . . . .	VBRW	Natural Walnut . . . . .	VNAW
Espresso Walnut . . . . .	VESW		

**Corian®**

Corian® is an advanced composite product used as an architectural and design material in a variety of residential and commercial applications.

**Corian® Colors**

Antarctica . . . . .	NART	Linen . . . . .	NLIN
Bisque . . . . .	NBIS	Matterhorn . . . . .	NMTH
Designer White . . . . .	NDEW	Pearl Gray . . . . .	NPLG
Elegant Gray . . . . .	NELG	Silver Gray . . . . .	NSLG
Glacier White . . . . .	NGLW	Vanilla . . . . .	NVAN

Alternative Corian® colors may be specified. Contact Customer Service for quote.

**PVC Edge Colors**

Absolute Acajou . . . . .	CABA	Nimbus . . . . .	CNIM
Alloy . . . . .	CALY	Pearl . . . . .	CPEA
Carbon . . . . .	CCAR	Platinum . . . . .	CPLA
Champagne . . . . .	CCHA	Pralines & Cream . . . . .	CPRC
Coconut . . . . .	CCOC	Shadow . . . . .	CSHA
Ebony . . . . .	CEBO	Snow . . . . .	CSNO
Florence Walnut . . . . .	CFLW	Stone . . . . .	CSTO
Fossil . . . . .	CFOS	Storm . . . . .	CSTM
Graphite . . . . .	CGRA	Whisper . . . . .	CWHI
Grey . . . . .	CGRE	White Linen . . . . .	CWHL
Kensington Maple . . . . .	CKEM		

**Wood Edge Species**

Ash . . . . .	.A01	Maple . . . . .	M01
Cherry . . . . .	.C01	Walnut . . . . .	W01

**Wood Edge Finishes**

**Ash**

Beach . . . . .	WBEA	Fog . . . . .	WFOG
Chestnut . . . . .	WCHE	Pebble . . . . .	WPEB
Drift . . . . .	WDRI	Whisper . . . . .	WWHI
Fawn . . . . .	WFAW		

**Cherry**

Blossom Cherry . . . . .	WBLC	Java Cherry . . . . .	WJAC
Cordovan Cherry . . . . .	WCNC	Millwork Cherry . . . . .	WMWC
Golden Cherry . . . . .	WGNC		

**Maple**

Caramel Maple . . . . .	WCMM	Sugar Maple . . . . .	WSUM
Solar Maple . . . . .	WSLM		

**Walnut**

Brighton Walnut . . . . .	WBRW	Natural Walnut . . . . .	WNAW
Espresso Walnut . . . . .	WESW		

**Leg Color****Powder Coat Finishes**

All powder coat finishes in the Versteel offering have been formulated with the use of epoxy, polyester or epoxy and polyester blends to maximize the finish durability.

**Powder Coat Finish Options**

Powder Coat – Standard	.n/c
Powder Coat – Premium (Hope)	.\$165
Powder Coat – Premium (Platinum)	.\$488

**Powder Coat Colors**

Alloy	.PALY	Mint	.PMNT
Amethyst	.PAME	Navy	.PNAV
Anthracite	.PANT	Nimbus	.PNIM
Black Anodized	.PBLA	Nutmeg	.PNUT
Bronze	.PBRO	◆ Pacific	.PPAC
Calypso	.PCAL	Pearl	.PPEA
Carbon	.PCAR	Pebble	.PPEB
Champagne	.PCHA	● Platinum	.PPLA
Coconut	.PCOC	Poppy	.PPOP
◆ Copper	.PCOP	◆ Raven	.PRAV
Crimson	.PCRI	Royal	.PROY
◆ Crystal	.PCRY	Seaside	.PSEA
Daffodil	.PDAF	Shipyard	.PSHI
Ebony	.PEBO	Silver	.PSIL
Forest	.PFOR	Snow	.PSNO
Fossil	.PFOS	Stone	.PSTO
◆ Garnet	.PGAR	Storm	.PSTM
◆ Gold	.PGOL	Terra Cotta	.PTEC
Graphite	.PGRA	Whisper	.PWHI
● Hope	.PHOP	White Linen	.PWHL
Kelly Green	.PKEG	Powder Coat Alternative	.OPA
◆ Matte	.PMAT		
Mica	.PMIC		

**Transparent Powder Coats (indicated by ◆)**

Please note that the transparent characteristics of these powders allow all natural welds and textures inherent to raw steel to be visible.

**Premium Powder Coats (indicated by ●)**

Versteel's premium process uses specially formulated powder coats for a truly unique color palette.

**Chrome**

Versteel applies a deep luster chrome plated finish. Chrome is the most durable finish available. Specify Chrome and add \$165 list per table.

Chrome . . . . . ECHR

**Nickel**

Versteel applies a nickel plated finish with a clear coat applied for durability. Specify Nickel and add \$223 list per table.

Nickel . . . . . ENKL

**Studio Steel®**

Versteel's "urban fabrication" process leaves the telltale signs of welding and assembly on the surface, highlighting a manufacturing aesthetic. Choosing a clear or transparent powder coat is recommended, allowing tonal striations (created as a result of extreme heat), natural textures, and inherent qualities of raw steel to show through. Chrome and Nickel are not available with the Studio Steel process.

Studio Steel Process . . . . . \$165

**Finish Reference & Samples**

For finish color reference, please refer to our website. Contact Versteel Customer Service to receive actual color samples for color matches and final color approval.

**Special Laminate**

**Call for quotation**

Specify code **TSP** (*Special Laminate*), indicate the quoted charges per table

Special laminates and patterns can be specified as an option. To specify, contact Versteel for availability and pricing.

**NOTE** LAMINATES IN STANDARD COLORS AND TEXTURES FROM FORMICA, NEVAMAR, PIONITE AND WILSONART ARE STANDARD

**CAUTION** LAMINATE MANUFACTURERS CHANGE STANDARD OFFERINGS FREQUENTLY, AND IT IS POSSIBLE THAT A STANDARD PRODUCT CAN BECOME UNAVAILABLE. VERSTEEL CANNOT BE RESPONSIBLE FOR ANY INCONVENIENCE THIS MAY CAUSE.

**Custom PVC Color Match**

**Call for quotation / one time charge per color, per order**

Specify code **OCF** (*Custom PVC Color Match*), add cost from Versteel quotation

PVC Color Match can be the selection of a color that is available from a Versteel supplier or a new custom color developed for the order. Minimum footage requirements mean that the amount of material needed for your order will effect the cost.

For PVC Color Matching you must supply a color reference sample. Versteel will review the sample for possible existing colors available and send a sample for customer approval. If no color match exists, a custom match will be developed and sampled for customer approval before a production schedule is established.

**Powder Coat Alternative**

**Call for quotation**

Specify code **OPA** (*Powder Coat Alternative*), add cost from Versteel quotation

Powder Coat Alternative is available from Versteel. The entire RAL color reference along with hundreds of other color and finishes are available.

For Powder Coat Alternative matching, you must supply a color reference sample, or an RAL number. Versteel will review the sample for possible existing colors available and send a sample for customer approval. If no color match exists a custom match can be developed. Call Versteel Customer Service for associated upcharges on custom color development.

**Stain Finish Match**

**\$996 / one time charge per finish, per order**

Specify code **OSM** (*Stain Finish Match*), add \$996.00 list per finish, per order

Alternative Stain Finishes are available for veneer and wood edged tops.

For Stain Finish Matching you must supply two 4" x 4" finish color and grain reference samples. An expertly finish matched sample will be provided for customer approval.

**Veneer and Wood Edge Alternatives**

**Call for quotation**

For veneer and wood edge requirements other than the standard plain sliced Ash, Cherry, Maple and Walnut, contact Versteel Customer Service. Versteel is adept at working with a host of domestic and exotic materials. From inlays, figures, pie cuts and special edge profiles, to custom fill levels and sheens, each top is created using the best of technology and old world craftsmanship. The items you only imagined or expected to only be available from a millwork shop are now just another part of your Versteel order. Call Versteel Customer Service for availability and quotation.

**Wood Finish Alternatives**

**Call for quotation**

When veneer tables are required to have a finish other than the standard natural grain fill level finish appearance, semi-filled or full-filled finishes are available by requesting a quote from Versteel. Call Versteel Customer Service for availability and quotation.

**Table Top Alternatives**

Table tops can be produced in alternative top material if desired. Contact Versteel Customer Service for pricing and availability.

**Alternate Core Construction**

Alternate core constructions are available, including medium density fiberboard (MDF), and cores that contain no urea formaldehyde. Contact Versteel Customer Service for pricing and availability.

**NOTE** CUSTOMS OR ALTERNATIVES MAY AFFECT STANDARD PRODUCTION SCHEDULES

**USB Dual Power**

Dual USB charging ports integrated in the upper portion of the elliptical leg.



## SPECIFICATIONS

- Dual 5V DC 2.1A dual USB charging ports
- Flush mounted with black face plate
- Up to 4 dual-port charging units powered by a single power supply
- 10' power supply included

Option Code	Description	
UDP02-A	Dual USB charger mounted in upper portion of two bases (opposite one another)	\$ 473 list
UDP04-A	Dual USB charger mounted in upper portion of four bases	\$ 522 list

**V Charge Wireless Charging**

Wireless charging pads for phones and tablets with built-in Qi wireless charging. Pads are surface mounted into the table top.



Option Code		
VWCI		\$ 307 list

## SPECIFICATIONS

- 10 Watt fast charge wireless charging unit embedded in table top
- Soft touch cover plate with V Charge logo
- Surface mounted
- 6' power supply included

Unit Color		
BLK	Black	n/c
WHT	White	n/c

Option Code		
VWC2		\$ 394 list

## SPECIFICATIONS

- 15 Watt fast charge wireless charging unit embedded in table top
- Soft touch cover plate with V Charge logo
- Surface mounted
- 5' power supply included

Unit Color		
BLK	Black	n/c
WHT	White	n/c

**Clear Plastic Legway**

**\$19 / set of 2**









Specify code **WTL** (Clear Plastic Legway), add \$19 list per set of two

Clear plastic legways snap into place in the top and bottom of the leg guiding the wire(s) from the underside of the table to the power source, while maintaining visibility of the wires. When Thea is ordered with USB charging ports, a set of Clear Plastic Legways is included.





**Questions?**  
800 876 2120

top > edge >	Laminate PVC	Laminate Wood	Laminate 2mm Acrylic	Veneer Wood	Corian®
	Flat	Flat	Reverse Bevel	Flat	Eased
edge ordering code >	 <b>LP2R</b>	 <b>LW2R</b>	 <b>LMRA2R</b>	 <b>VW2R</b>	 <b>CS7R</b>
top thickness >	1 1/4"	1 1/4"	1 1/4"	1 1/4"	1"
edge ordering code >	Fluted  <b>LPF2R</b>	Fluted  <b>LWF2R</b>		Fluted  <b>VWF2R</b>	
top thickness >	1 1/4"	1 1/4"		1 1/4"	
top thickness price >	1 1/4"	1 1/4"		1 1/4"	1"

Base Style	Table Description	Model #	Product Wt
------------	-------------------	---------	------------



CI

Base Style	Table Description	Model #	Product Wt	Laminate PVC	Laminate Wood	Laminate 2mm Acrylic	Veneer Wood	Corian®
	36 Fix	<b>THC1 36RDFX</b>	82	1992		2384	4363	3547
	42 Fix	<b>THC1 42RDFX</b>	99	2230		2681	4820	3862
	48 Fix	<b>THC1 48RDFX</b>	116	2271		2820	5283	4180
	54 Fix	<b>THC1 54RDFX</b>	141	2646		3386	5809	

**To Order, Specify...**

- 1 Model Number
- 2 Top Material
- 3 Edge Style and Thickness
- 4 Edge Color
- 5 Leg Color
- 6 Additional Options



**Finish Options**

	<b>Code</b>	<b>Price</b>
Chrome .....		\$ 165
Nickel .....		\$ 223
Powder Coat, Standard .....		n/c
Powder Coat, Premium .....		\$ 165
Platinum .....		\$ 488

**Top Options**

Special Laminate .....	TSP	call
Custom Cutout (per cutout) .....	TCC	\$ 120

**Wire Management Options**









Legway Manager (set of 2) .....	WTL	\$ 19
---------------------------------	-----	-------


**Power Options**

See Options page or the Power + Data Price List



**Questions?**  
800 876 2120

top > edge >	Laminate PVC	Laminate Wood	Laminate 2mm Acrylic	Veneer Wood	Corian®
	Flat	Flat	Reverse Bevel	Flat	Eased
edge ordering code >	 <b>LP2R</b>	 <b>LW2R</b>	 <b>LMRA2R</b>	 <b>VW2R</b>	 <b>CS7R</b>
top thickness >	1 1/4"	1 1/4"	1 1/4"	1 1/4"	1"
edge ordering code >	Fluted  <b>LPF2R</b>	Fluted  <b>LWF2R</b>		Fluted  <b>VWF2R</b>	
top thickness >	1 1/4"	1 1/4"		1 1/4"	
top thickness price >	1 1/4"	1 1/4"		1 1/4"	1"

Base Style	Table Description	Model #	Product Wt	1 1/4"	1 1/4"	1 1/4"	1"
 CI	36 Fix	<b>THC1 36SQFX</b>	90	1992	2384	4363	3547
	42 Fix	<b>THC1 42SQFX</b>	109	2230	2681	4820	3862
	48 Fix	<b>THC1 48SQFX</b>	132	2271	2820	5283	4180
	54 fix	<b>THC1 54SQFX*</b>	162	2646	3386	5809	

\*Denotes tables with a center leg

**To Order, Specify...**

- 1 Model Number
- 2 Top Material
- 3 Edge Style and Thickness
- 4 Edge Color
- 5 Leg Color
- 6 Additional Options



**Finish Options**

	<b>Code</b>	<b>Price</b>
Chrome .....		\$ 165
Nickel.....		\$ 223
Powder Coat, Standard .....		n/c
Powder Coat, Premium.....		\$ 165
Platinum.....		\$ 488

**Top Options**

Special Laminate.....	TSP	call
Custom Cutout (per cutout) .....	TCC	\$ 120

**Wire Management Options**

Legway Manager (set of 2).....	WTL	\$ 19
--------------------------------	-----	-------








**Power + Data Options**


See Options page or the Power + Data Price List



**Questions?**

800 876 2120

top > edge >	Laminate PVC	Laminate Wood	Laminate 2mm Acrylic	Veneer Wood
	Flat	Flat	Reverse Bevel	Flat
				
edge ordering code >	<b>LP2R</b>	<b>LW2R</b>	<b>LMRA2R</b>	<b>VW2R</b>
top thickness >	1 1/4"	1 1/4"	1 1/4"	1 1/4"
	Fluted	Fluted		Fluted
				
edge ordering code >	<b>LPF2R</b>	<b>LWF2R</b>		<b>VWF2R</b>
top thickness >	1 1/4"	1 1/4"		1 1/4"
top thickness price >	1 1/4"	1 1/4"		1 1/4"

Base Style	Table Description	Model #	Product Wt	LP2R	LMRA2R	VW2R
 Cl	30 x 48 Fix	<b>THC1 3048REFX</b>	94	2065	2469	4154
	30 x 60 Fix	<b>THC1 3060REFX</b>	108	2229	2684	4352
	30 x 72 Fix	<b>THC1 3072REFX</b>	122	2423	2959	4644
	30 x 84 Fix	<b>THC1 3084REFX*</b>	148	2985	3577	5522
	30 x 96 Fix	<b>THC1 3096REFX*</b>	162	3059	3729	6187
	36 x 48 Fix	<b>THC1 3648REFX</b>	108	2275	2710	4631
	36 x 60 Fix	<b>THC1 3660REFX</b>	126	2437	2918	4747
	36 x 72 Fix	<b>THC1 3672REFX</b>	146	2667	3233	4871
	36 x 84 Fix	<b>THC1 3684REFX*</b>	176	3246	3866	5922
	36 x 96 Fix	<b>THC1 3696REFX*</b>	196	3319	4018	6766
	42 x 72 Fix	<b>THC1 4272REFX*</b>	178	3207	3787	6440
	42 x 84 Fix	<b>THC1 4284REFX*</b>	200	3606	4282	6987
	42 x 96 Fix	<b>THC1 4296REFX*</b>	218	3684	4439	7572
	48 x 96 Fix	<b>THC1 4896REFX*</b>	242	3720	4513	7708

\*Denotes tables with a center leg

**To Order, Specify...**

- 1 Model Number
- 2 Top Material
- 3 Edge Style and Thickness
- 4 Edge Color
- 5 Leg Color
- 6 Additional Options



**Finish Options**

	<b>Code</b>	<b>Price</b>
Chrome .....		\$ 165
Nickel .....		\$ 223
Powder Coat, Standard .....		n/c
Powder Coat, Premium .....		\$ 165
Platinum .....		\$ 488

**Top Options**

Special Laminate .....	TSP	call
Custom Cutout (per cutout) .....	TCC	\$ 120

**Wire Management Options**

Legway Manager (set of 2) .....	WTL	\$ 19
---------------------------------	-----	-------

**Power + Data Options**

See Options page or the Power + Data Price List

All prices are delivered list price effective with date printed on cover and supersedes all other published price lists. Versteel reserves the right to change prices or specifications without prior notice. Orders are accepted subject to price prevailing at time of shipment.

**versteel.com**  
Made in America  
800 876 2120