

TARIFF-FREE TABLES

Proudly crafted in the USA.
No tariff surcharge.

Tables

2025 Price List



JUMP TO PRICING

VERSTEEL





Tops

Laminate and veneer tops are 1 1/4" thick. Corian® tops have a 1" top thickness. All are standard with radius corners.

Leg Materials

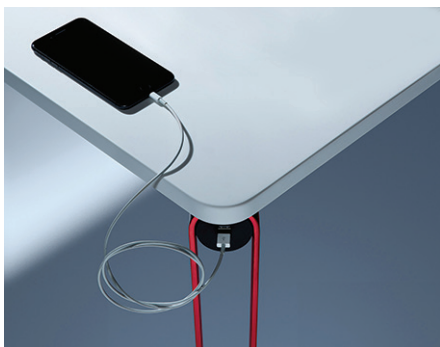
The elliptical legs are available in Versteel's standard or Studio Steel® process. All standard powder coat finishes are available in addition to Chrome or Nickel when Studio Steel is not specified.

Features

The 30" tall tables are available with two (2) USB ports integrated into two or four legs. If no USB ports are desired the legs will have Black Anodized end caps which match the Black Anodized tubular understructure. A 10' long power infeed cord provides power to all USB ports. Tables are standard with 2" diameter nylon adjustable glides. Glides allow .5" adjustment of the table.

Wire Management

The tubular understructure incorporates wire management. Legway wire managers are included when tables are ordered with USB ports.



Laminate and Veneer, Standard Core Construction

The standard top construction consists of 45-50 lb particleboard, surfaced with a high pressure laminate or plain sliced veneer face. A backer sheet is laminated to the underside of the top. Tops are shipped with rectangular understructure attached and pre-drilled for field installation of bases and accessories.

Corian® Construction

Tops are ½" Corian® with a 7/16" thick plywood subtop glued to the bottom side with a ½" Corian® rim applied to conceal the plywood subtop. The underside is bored to allow pressing in metal screw inserts for field installation of the legs and/or connectors.

PVC Flat or Fluted Edge



Edge of 2mm PVC hot melt banded to the top with ⅛" radius at the top and bottom.



Offered in twenty-one (21) standard colors.

Reverse Bevel Acrylic



Edge of 2mm acrylic edge banding hot melt banded to MDF core. A reverse bevel is then cut into the edge exposing the MDF on the reverse bevel. The MDF is then clear coated.

Wood Flat or Fluted Edge



Wood banding hot melt banded to the top with ⅛" radius at the top and bottom.



Offered in Ash, Cherry, Maple or Walnut materials.

Corian® Eased Square Edge



A traditional 1" flat edge with a small radius where horizontal surfaces meet vertical for comfort and a softened aesthetic. Offered in ten (10) standard colors.

Shipping Schedule

Standard Items

Laminate, PVC Edge	3-5 WEEKS
Laminate, Wood Edge	3-5 WEEKS
Veneer, Wood Edge	6-8 WEEKS
Corian®	3-5 WEEKS

Contact Versteel Customer Service for special lead time requests.

BIFMA

All Versteel products are constructed to pass the relevant ANSI/BIFMA standards. For more detailed specifications by series and base style, contact Versteel Customer Service at 800.876.2120.

Additional information regarding warranty, terms and conditions, shipping, care and maintenance, etc. can be found in the All Tables price list.

To Order, Specify...

- 1 Model Number, include top and edge style
- 2 Top Material
 - a. Laminate manufacturer and color
 - b. Veneer species and finish color
 - c. Corian® color
- 3 Edge Color
- 4 Leg Color
- 5 Additional Options

base model						finish selections			options
TH	C1	48	RD	FX	LP2R	TN WZ0055-T / CEBO / PALY			UDP02-A
series	base style	top size	top shape	table function	top, edge & corner	top laminate manufacturer & laminate code			USB option(s)
						edge color			

A **THC1 48RDFX** is a Thea series 48" round table with fixed C1 bases, a laminate 1 1/2" thick top with a flat PVC edge.

The codes **TN WZ0055-T / CEBO / PALY** specify a Nevamar WZ0055-T Carijillo laminate, Ebony PVC edge and Alloy leg color.

UDP02-A specifies dual USB charger mounted in upper portion of two bases.

Model Number **THC1 48RDFX LP2R**



Orders may be sent via

Mailing Address

Versteel
2332 Cathy Lane
Jasper IN 47546

Contact Versteel

Email contact@versteel.com
Phone 800 876 2120
812 634 2120

Laminate

Versteel's standard offering of laminates includes over 900 laminates from Formica, Nevamar, Pionite and Wilsonart.

Laminate manufacturers change standard offerings frequently, making it possible a standard product can become unavailable. Versteel cannot be responsible for any inconvenience this may cause.

Veneer

Thea tables are available with plain sliced Ash, Cherry, Maple and Walnut veneers.

Veneer Species

Ash	AP01	Maple.	MP01
Cherry	CP01	Walnut	WP01

Veneer Finish

Ash

Beach.	VBEA	Fog	VFOG
Chestnut.	VCHE	Pebble	VPEB
Drift	VDRI	Whisper	VWHI
Fawn	VFAW		

Cherry

Blossom Cherry	VBLC	Java Cherry.	VJAC
Cordovan Cherry	VCNC	Millwork Cherry.	VMWC
Golden Cherry	VGNC		

Maple

Caramel Maple	VCMM	Sugar Maple	VSUM
Solar Maple.	VSLM		

Walnut

Brighton Walnut	VBRW	Natural Walnut.	VNAW
Espresso Walnut.	VESW		

Corian®

Coian® is an advanced composite product used as an architectural and design material in a variety of residential and commercial applications.

Corian® Colors

Antarctica.	NART	Linen	NLIN
Bisque	NBIS	Matterhorn	NMTH
Designer White.	NDEW	Pearl Gray.	NPLG
Elegant Gray	NELG	Silver Gray.	NSLG
Glacier White.	NGLW	Vanilla	NVAN

Alternative Corian® colors may be specified. Contact Customer Service for quote.

PVC Edge Colors

Absolute Acajou	CABA	Nimbus.	CNIM
Alloy.	CALY	Pearl	CPEA
Carbon.	CCAR	Platinum.	CPLA
Champagne	CCHA	Pralines & Cream	CPRC
Coconut	CCOC	Shadow	CSHA
Ebony.	CEBO	Snow	CSNO
Florence Walnut	CFLW	Stone	CSTO
Fossil	CFOS	Storm.	CSTM
Graphite	CGRA	Whisper	CWHI
Grey.	CGRE	White Linen	CWHL
Kensington Maple.	CKEM		

Wood Edge Species

Ash	A01	Maple.	M01
Cherry	C01	Walnut	W01

Wood Edge Finishes

Ash

Beach.	WBEA	Fog	WFOG
Chestnut.	WCHE	Pebble	WPEB
Drift	WDRI	Whisper	WWHI
Fawn	WFAW		

Cherry

Blossom Cherry	WBLC	Java Cherry.	WJAC
Cordovan Cherry	WCNC	Millwork Cherry.	WMWC
Golden Cherry	WGNC		

Maple

Caramel Maple	WCMM	Sugar Maple	WSUM
Solar Maple.	WSLM		

Walnut

Brighton Walnut	WBRW	Natural Walnut.	WNAW
Espresso Walnut.	WESW		

Leg Color**Powder Coat Finishes**

All powder coat finishes in the Versteel offering have been formulated with the use of epoxy, polyester or epoxy and polyester blends to maximize the finish durability.

Powder Coat Finish Options

Powder Coat - Standard	.n/c
Powder Coat - Premium (Hope)	.\$165
Powder Coat - Premium (Platinum)	.\$488

Powder Coat Colors

Alloy	.PALY	Mint	.PMNT
Amethyst	.PAME	Navy	.PNAV
Anthracite	.PANT	Nimbus	.PNIM
Black Anodized	.PBLA	Nutmeg	.PNUT
Bronze	.PBRO	⬢ Pacific	.PPAC
Calypso	.PCAL	Pearl	.PPEA
Carbon	.PCAR	Pebble	.PPEB
Champagne	.PCHA	Ⓟ Platinum	.PPLA
Coconut	.PCOC	Poppy	.PPOP
⬢ Copper	.PCOP	⬢ Raven	.PRAV
Crimson	.PCRI	Royal	.PROY
⬢ Crystal	.PCRY	Seaside	.PSEA
Daffodil	.PDAF	Shipyard	.PSHI
Ebony	.PEBO	Silver	.PSIL
Forest	.PFOR	Snow	.PSNO
Fossil	.PFOS	Stone	.PSTO
⬢ Garnet	.PGAR	Storm	.PSTM
⬢ Gold	.PGOL	Terra Cotta	.PTEC
Graphite	.PGRA	Whisper	.PWHI
Ⓟ Hope	.PHOP	White Linen	.PWHL
Kelly Green	.PKEG	Powder Coat Alternative	.OPA
⬢ Matte	.PMAT		
Mica	.PMIC		

Transparent Powder Coats (indicated by ⬢)

Please note that the transparent characteristics of these powders allow all natural welds and textures inherent to raw steel to be visible.

Premium Powder Coats (indicated by Ⓟ)

Versteel's premium process uses specially formulated powder coats for a truly unique color palette.

Chrome

Versteel applies a deep luster chrome plated finish. Chrome is the most durable finish available. Specify Chrome and add \$165 list per table.

Chrome ECHR

Nickel

Versteel applies a nickel plated finish with a clear coat applied for durability. Specify Nickel and add \$223 list per table.

Nickel ENKL

Studio Steel®

Versteel's "urban fabrication" process leaves the telltale signs of welding and assembly on the surface, highlighting a manufacturing aesthetic. Choosing a clear or transparent powder coat is recommended, allowing tonal striations (created as a result of extreme heat), natural textures, and inherent qualities of raw steel to show through. Chrome and Nickel are not available with the Studio Steel process.

Studio Steel Process \$165

Finish Reference & Samples

For finish color reference, please refer to our website. Contact Versteel Customer Service to receive actual color samples for color matches and final color approval.

Special Laminate**Call for quotation**

Specify code **TSP** (Special Laminate), indicate the quoted charges per table

Special laminates and patterns can be specified as an option. To specify, contact Versteel for availability and pricing.

NOTE LAMINATES IN STANDARD COLORS AND TEXTURES FROM FORMICA, NEVAMAR, PIONITE AND WILSONART ARE STANDARD

CAUTION LAMINATE MANUFACTURERS CHANGE STANDARD OFFERINGS FREQUENTLY, AND IT IS POSSIBLE THAT A STANDARD PRODUCT CAN BECOME UNAVAILABLE. VERSTEEL CANNOT BE RESPONSIBLE FOR ANY INCONVENIENCE THIS MAY CAUSE.

Custom PVC Color Match**Call for quotation / one time charge per color, per order**

Specify code **OCF** (Custom PVC Color Match), add cost from Versteel quotation

PVC Color Match can be the selection of a color that is available from a Versteel supplier or a new custom color developed for the order. Minimum footage requirements mean that the amount of material needed for your order will effect the cost.

For PVC Color Matching you must supply a color reference sample. Versteel will review the sample for possible existing colors available and send a sample for customer approval. If no color match exists, a custom match will be developed and sampled for customer approval before a production schedule is established.

Powder Coat Alternative**Call for quotation**

Specify code **OPA** (Powder Coat Alternative), add cost from Versteel quotation

Powder Coat Alternative is available from Versteel. The entire RAL color reference along with hundreds of other color and finishes are available.

For Powder Coat Alternative matching, you must supply a color reference sample, or an RAL number. Versteel will review the sample for possible existing colors available and send a sample for customer approval. If no color match exists a custom match can be developed. Call Versteel Customer Service for associated upcharges on custom color development.

Stain Finish Match**\$996 / one time charge per finish, per order**

Specify code **OSM** (Stain Finish Match), add \$996.00 list per finish, per order

Alternative Stain Finishes are available for veneer and wood edged tops.

For Stain Finish Matching you must supply two 4" x 4" finish color and grain reference samples. An expertly finish matched sample will be provided for customer approval.

Veneer and Wood Edge Alternatives**Call for quotation**

For veneer and wood edge requirements other than the standard plain sliced Ash, Cherry, Maple and Walnut, contact Versteel Customer Service. Versteel is adept at working with a host of domestic and exotic materials. From inlays, figures, pie cuts and special edge profiles, to custom fill levels and sheens, each top is created using the best of technology and old world craftsmanship. The items you only imagined or expected to only be available from a millwork shop are now just another part of your Versteel order. Call Versteel Customer Service for availability and quotation.

Wood Finish Alternatives**Call for quotation**

When veneer tables are required to have a finish other than the standard natural grain fill level finish appearance, semi-filled or full-filled finishes are available by requesting a quote from Versteel. Call Versteel Customer Service for availability and quotation.

Table Top Alternatives

Table tops can be produced in alternative top material if desired. Contact Versteel Customer Service for pricing and availability.


Alternate Core Construction

Alternate core constructions are available, including medium density fiberboard (MDF), and cores that contain no urea formaldehyde. Contact Versteel Customer Service for pricing and availability.

NOTE CUSTOMS OR ALTERNATIVES MAY AFFECT STANDARD PRODUCTION SCHEDULES

USB Dual Power

Dual USB charging ports integrated in the upper portion of the elliptical leg.



SPECIFICATIONS

- Dual 5V DC 2.1A dual USB charging ports
- Flush mounted with black face plate
- Up to 4 dual-port charging units powered by a single power supply
- 10' power supply included

Option Code	Description	
UDP02-A	Dual USB charger mounted in upper portion of two bases (opposite one another)	\$ 473 list
UDP04-A	Dual USB charger mounted in upper portion of four bases	\$ 522 list

V Charge Wireless Charging

Wireless charging pads for phones and tablets with built-in Qi wireless charging. Pads are surface mounted into the table top.



Option Code	
VWC1	\$ 307 list

SPECIFICATIONS

- 10 Watt fast charge wireless charging unit embedded in table top
- Soft touch cover plate with V Charge logo
- Surface mounted
- 6' power supply included

Unit Color		
BLK	Black	n/c
WHT	White	n/c

Option Code	
VWC2	\$ 394 list

SPECIFICATIONS

- 15 Watt fast charge wireless charging unit embedded in table top
- Soft touch cover plate with V Charge logo
- Surface mounted
- 5' power supply included

Unit Color		
BLK	Black	n/c
WHT	White	n/c

Clear Plastic Legway

\$19 / set of 2

Specify code **WTL** (Clear Plastic Legway), add \$19 list per set of two

Clear plastic legways snap into place in the top and bottom of the leg guiding the wire(s) from the underside of the table to the power source, while maintaining visibility of the wires. When Thea is ordered with USB charging ports, a set of Clear Plastic Legways is included.



Questions?

800 876 2120

Base Style



Cl

Table Description

Model #

Product Wt

36 Fix	THC1 36RDFX	82
42 Fix	THC1 42RDFX	99
48 Fix	THC1 48RDFX	116
54 Fix	THC1 54RDFX	141

top >
edge >

Laminate
PVC

Laminate
Wood

Laminate
2mm Acrylic

Veneer
Wood

Corian®

Flat

Flat

Reverse Bevel

Flat

Eased



edge ordering code >

LP2R

LW2R

LMRA2R

VW2R

CS7R

top thickness >

1 1/4"

1 1/4"

1 1/4"

1 1/4"

1"

edge ordering code >



LPF2R

LWF2R

VWF2R

top thickness >

1 1/4"

1 1/4"

1 1/4"

1"

top thickness price >

1 1/4"

1 1/4"

1 1/4"

1"

1992

2384

4363

3547

2230

2681

4820

3862

2271

2820

5283

4180

2646

3386

5809

To Order, Specify...

- 1 Model Number
- 2 Top Material
- 3 Edge Style and Thickness
- 4 Edge Color
- 5 Leg Color
- 6 Additional Options



Finish Options	Code	Price
Chrome		\$ 165
Nickel		\$ 223
Powder Coat, Standard		n/c
Powder Coat, Premium		\$ 165
Platinum		\$ 488

Top Options		
Special Laminate	TSP	call
Custom Cutout (per cutout)	TCC	\$ 120

Wire Management Options		
Legway Manager (set of 2)	WTL	\$ 19

Power Options
See Options page or the Power + Data Price List



Questions?

800 876 2120

Base Style



CI

Table Description

Model #

Product Wt

36 Fix	THCI 36SQFX	90
42 Fix	THCI 42SQFX	109
48 Fix	THCI 48SQFX	132
54 fix	THCI 54SQFX*	162

top >
edge >









edge ordering code >

top thickness >

edge ordering code >

top thickness >

top thickness price >

Laminate PVC	Laminate Wood	Laminate 2mm Acrylic	Veneer Wood	Corian®
Flat	Flat	Reverse Bevel	Flat	Eased
				
LP2R	LW2R	LMRA2R	VW2R	CS7R
1 1/4"	1 1/4"	1 1/4"	1 1/4"	1"
Fluted	Fluted		Fluted	
				
LPF2R	LWF2R		VWF2R	
1 1/4"	1 1/4"		1 1/4"	
1 1/4"	1 1/4"		1 1/4"	1"
1992	2384		4363	3547
2230	2681		4820	3862
2271	2820		5283	4180
2646	3386		5809	

*Denotes tables with a
center leg

To Order, Specify...

- 1 Model Number
- 2 Top Material
- 3 Edge Style and Thickness
- 4 Edge Color
- 5 Leg Color
- 6 Additional Options



Finish Options	Code	Price
Chrome		\$ 165
Nickel.....		\$ 223
Powder Coat, Standard		n/c
Powder Coat, Premium.....		\$ 165
Platinum.....		\$ 488

Top Options		
Special Laminate.....	TSP	call
Custom Cutout (per cutout)	TCC	\$ 120

Wire Management Options		
Legway Manager (set of 2).....	WTL	\$ 19

Power + Data Options
See Options page or the Power + Data Price List



Questions?

800 876 2120

Base Style



Cl








Table Description

Model #

Product Wt

30 x 48 Fix	THC1 3048REFX	94
30 x 60 Fix	THC1 3060REFX	108
30 x 72 Fix	THC1 3072REFX	122
30 x 84 Fix	THC1 3084REFX*	148
30 x 96 Fix	THC1 3096REFX*	162
36 x 48 Fix	THC1 3648REFX	108
36 x 60 Fix	THC1 3660REFX	126
36 x 72 Fix	THC1 3672REFX	146
36 x 84 Fix	THC1 3684REFX*	176
36 x 96 Fix	THC1 3696REFX*	196
42 x 72 Fix	THC1 4272REFX*	178
42 x 84 Fix	THC1 4284REFX*	200
42 x 96 Fix	THC1 4296REFX*	218
48 x 96 Fix	THC1 4896REFX*	242

*Denotes tables with a center leg

top > edge >	Laminate PVC	Laminate Wood	Laminate 2mm Acrylic	Veneer Wood
	Flat  LP2R	Flat  LW2R	Reverse Bevel  LMRA2R	Flat  VW2R
edge ordering code >	LP2R	LW2R	LMRA2R	VW2R
top thickness >	1 1/4"	1 1/4"	1 1/4"	1 1/4"
edge ordering code >	Fluted  LPF2R	Fluted  LWF2R		Fluted  VWF2R
	LPF2R	LWF2R		VWF2R
top thickness >	1 1/4"	1 1/4"		1 1/4"
top thickness price >	1 1/4"	1 1/4"		1 1/4"
	2065	2469		4154
	2229	2684		4352
	2423	2959		4644
	2985	3577		5522
	3059	3729		6187
	2275	2710		4631
	2437	2918		4747
	2667	3233		4871
	3246	3866		5922
	3319	4018		6766
	3207	3787		6440
	3606	4282		6987
	3684	4439		7572
	3720	4513		7708

To Order, Specify...

- 1 Model Number
- 2 Top Material
- 3 Edge Style and Thickness
- 4 Edge Color
- 5 Leg Color
- 6 Additional Options



Finish Options	Code	Price
Chrome		\$ 165
Nickel		\$ 223
Powder Coat, Standard		n/c
Powder Coat, Premium		\$ 165
Platinum		\$ 488

Top Options		
Special Laminate	TSP	call
Custom Cutout (per cutout)	TCC	\$ 120

Wire Management Options		
Legway Manager (set of 2)	WTL	\$ 19

Power + Data Options
See Options page or the Power + Data Price List

