

**TARIFF-FREE TABLES**

Proudly crafted in the USA.  
No tariff surcharge.

# Tables

## 2025 Price List

[➔ JUMP TO PRICING](#)

**VERSTEEL**



**Tops**

The  $\frac{7}{8}$ " thick laminate or veneer rectangle tops are available in 20", 24" and 30" widths and lengths of 42", 48", 60", 72", 84", 90" and 96".

**Bases**

Tables are available with an easy ergonomically-designed tilt release mechanism allowing tables to be nested when not in use. When the tilt-nest option is not desired, tables can be ordered with fixed bases. All TOD tables are standard with four dual wheel locking casters.

**Modesty Panel**

An integrated metal perforated modesty panel is standard on all TOD tables. A mini-modesty can be added to help conceal power and data units and their cords.

**Wire Management**

A clear wire manager is incorporated into the leg along with clear wire manager troughs that also serve as bumpers when nesting your tables.

**Power + Data**

To complete your specification, power and data along with wire management options can be added to your table. Refer to the Power + Data Price List.

**Laminate and Veneer, Standard Core Construction**

The standard top construction consists of 45–50 lb particleboard, surfaced with a high pressure laminate or plain sliced veneer face. A backer sheet is laminated to the underside of the top. Tables are shipped partially assembled, with legs folded for ease of shipment.



**PVC Flat or Fluted Edge**

Edge of 2mm PVC hot melt banded to the top with 1/8" radius at the top and bottom. Available with 1 1/2" radius corners or square corners.



Offered in twenty-one (21) standard colors.



**Convex T-Mold Edge**

Edge of 5/16" thick solid vinyl convex t-mold with 1 1/2" radius corners.

Offered in four (4) standard colors.



**Wood Flat or Fluted Edge**

Wood banding hot melt banded to the top with 1/8" radius at the top and bottom. Available with 1 1/2" radius corners or square corners.



Offered in Ash, Cherry, Maple or Walnut materials.



**Bumper Edge**

Exposed ply core banding with rubberized 5/8" width bumper in the center of profile. Corners with 1 1/2" radius are available on tables with 1 1/4" edge thickness.

Offered in black bumper standard color.



**Wood Square or Fluted Edge**

Edge of 1 1/4" wide solid wood with softened top and bottom edges, and square, softened mitered corners.



Offered in Ash, Cherry, Maple or Walnut materials.



**Wood Bullnose Edge**

Edge of 1 1/4" wide solid wood with a full bullnose edge, and 1" radius mitered corners.



Offered in Ash, Cherry, Maple or Walnut materials.



**Wood Reverse Bevel Edge**

Edge of 2" wide solid wood designed with a reverse sloped edge on all four sides with mitered corners.



Offered in Ash, Cherry, Maple or Walnut materials.



**Wood Ergo Edge**

Edge of 1 3/4" wide (on 7/8" thick tops) or 2 1/2" wide (on 1 1/4" thick tops) solid wood designed with a sloped edge for added comfort with softened, mitered corners.



Offered in Ash, Cherry, Maple or Walnut materials.



**Urethane/PVC Ergo Edge (User Side)**

Edge of 1 3/4" wide molded urethane designed with a sloped ergonomic edge on one side and a 2mm PVC flat edge on the remaining sides. PVC corners are available in square or radius on 7/8" and 1 1/4" edge thicknesses.

Urethane offered in ten (10) colors with coordinating PVC colors.

**Shipping Schedule**

**Standard Items**

Laminate, Convex T-Mold Edge	3-5 WEEKS
Laminate, PVC Edge	3-5 WEEKS
Laminate, Wood Edge	3-5 WEEKS
Veneer, Wood Edge	6-8 WEEKS

Contact Versteel Customer Service for special lead time requests.

**BIFMA**

All Versteel products are constructed to pass the relevant ANSI/BIFMA standards. For more detailed specifications by series and base style, contact Versteel Customer Service at 800.876.2120.

Additional information regarding warranty, terms and conditions, shipping, care and maintenance, etc. can be found in the All Tables price list.

**TOD 20" x 60"**


| 18 1/2" |



| 32 1/2" |

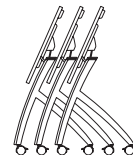
| 26 3/4" |



39 1/4" high

**TOD 24" x 60"**


| 22 3/4" |

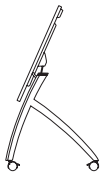


| 37" |

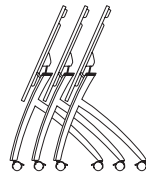
| 31 1/4" |



42 3/4" high

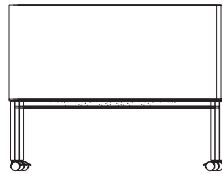
**TOD 30" x 72"**


| 27" |



| 41" |

| 35 1/4" |



47 3/4" high



**To Order, Specify...**

- 1 Model Number, include top and edge style
- 2 Top Material
  - a. Laminate manufacturer and color
  - b. Veneer species and finish color
- 3 Edge Style and Thickness
- 4 Edge Color
- 5 Base and Modesty Color
- 6 Additional Options

base model						finish selections			options
<b>TD</b>	<b>Y2</b>	<b>2460</b>	<b>RE</b>	<b>TN</b>	<b>XT</b>	<b>VW1S</b>	<b>CP01</b>	<b>VMWC</b>	<b>PMIC</b>
series	base style	top size	top shape	table function	modesty function	top, edge & corner	top species	top finish	base & modesty color

A **TDY2 2460RETN XT VW1S** is a TOD series 24" x 60" rectangle table with tilt-nest bases, fixed modesty panel, a veneer 7/8" thick top with a flat wood edge and square corners.

The codes **CP01 / VMWC / PMIC** specify a Cherry top species with Millwork Cherry finish and Mica bases.

Model Number **TDY2 2460RETN XT**


**Orders may be sent via**
**Mailing Address**

Versteel  
 2332 Cathy Lane  
 Jasper IN 47546

**Contact Versteel**

**Email** [contact@versteel.com](mailto:contact@versteel.com)  
**Phone** 800 876 2120  
 812 634 2120

**Laminate**

Versteel's standard offering of laminates includes over 900 laminates from Formica, Nevamar, Pionite and Wilsonart.

Laminate manufacturers change standard offerings frequently, making it possible a standard product can become unavailable. Versteel cannot be responsible for any inconvenience this may cause.

**Veneer**

TOD tables are available with plain sliced Ash, Cherry, Maple and Walnut veneers.

**Veneer Species**

Ash . . . . .	AP01	Maple. . . . .	MP01
Cherry . . . . .	CP01	Walnut . . . . .	WP01

**Veneer Finish**

**Ash**

Beach. . . . .	VBEA	Fog . . . . .	VFOG
Chestnut. . . . .	VCHE	Pebble . . . . .	VPEB
Drift . . . . .	VDRI	Whisper . . . . .	VWHI
Fawn . . . . .	VFAW		

**Cherry**

Blossom Cherry . . . . .	VBLC	Java Cherry. . . . .	VJAC
Cordovan Cherry . . . . .	VCNC	Millwork Cherry. . . . .	VMWC
Golden Cherry . . . . .	VGNC		

**Maple**

Caramel Maple . . . . .	VCMM	Sugar Maple . . . . .	VSUM
Solar Maple. . . . .	VSLM		

**Walnut**

Brighton Walnut . . . . .	VBRW	Natural Walnut. . . . .	VNAW
Espresso Walnut. . . . .	VESW		

**PVC Edge Colors**

Absolute Acajou . . . . .	CABA	Nimbus. . . . .	CNIM
Alloy. . . . .	CALY	Pearl . . . . .	CPEA
Carbon. . . . .	CCAR	Platinum. . . . .	CPLA
Champagne . . . . .	CCHA	Pralines & Cream . . . . .	CPRC
Coconut . . . . .	CCOC	Shadow . . . . .	CSHA
Ebony. . . . .	CEBO	Snow . . . . .	CSNO
Florence Walnut . . . . .	CFLW	Stone . . . . .	CSTO
Fossil . . . . .	CFOS	Storm . . . . .	CSTM
Graphite . . . . .	CGRA	Whisper . . . . .	CWHI
Grey. . . . .	CGRE	White Linen . . . . .	CWHL
Kensington Maple. . . . .	CKEM		

**Wood Edge Species**

Ash . . . . .	A01	Maple. . . . .	M01
Cherry . . . . .	C01	Walnut . . . . .	W01

**Wood Edge Finishes**

**Ash**

Beach. . . . .	WBEA	Fog . . . . .	WFOG
Chestnut. . . . .	WCHE	Pebble . . . . .	WPEB
Drift . . . . .	WDRI	Whisper . . . . .	WWHI
Fawn . . . . .	WFAW		

**Cherry**

Blossom Cherry . . . . .	WBLC	Java Cherry. . . . .	WJAC
Cordovan Cherry . . . . .	WCNC	Millwork Cherry. . . . .	WMWC
Golden Cherry . . . . .	WGNC		

**Maple**

Caramel Maple . . . . .	WCMM	Sugar Maple . . . . .	WSUM
Solar Maple. . . . .	WSLM		

**Walnut**

Brighton Walnut . . . . .	WBRW	Natural Walnut. . . . .	WNAW
Espresso Walnut. . . . .	WESW		

**Urethane Edge Colors**

Chicory. . . . .	UCHI	Graphite . . . . .	UGRA
Ebony. . . . .	UEBO	Nimbus. . . . .	UNIM

**Urethane Edge Colors**

Alloy. . . . .	UALY	Pearl . . . . .	JPEA
Ebony. . . . .	UEBO	Stone . . . . .	USTO
Fossil . . . . .	UFOS	Storm . . . . .	USTM
Graphite . . . . .	UGRA	Whisper . . . . .	UWHI
Nimbus. . . . .	UNIM	White Linen . . . . .	UWHL

**Powder Coat Finishes**

All powder coat finishes in the Versteel offering have been formulated with the use of epoxy, polyester or epoxy and polyester blends to maximize the finish durability.

**Powder Coat Finish Options**

Powder Coat - Standard . . . . .	.n/c
Powder Coat - Premium (Hope). . . . .	\$165
Powder Coat - Premium (Platinum) . . . . .	\$488

**Powder Coat Colors**

Alloy . . . . .	.PALY	Navy . . . . .	.PNAV
Amethyst . . . . .	.PAME	Nimbus. . . . .	.PNIM
Anthracite . . . . .	.PANT	Nutmeg . . . . .	.PNUT
Black Anodized. . . . .	.PBLA	Pearl . . . . .	.PPEA
Bronze . . . . .	.PBRO	Pebble . . . . .	.PPEB
Calypso . . . . .	.PCAL	Ⓟ Platinum . . . . .	.PPLA
Carbon. . . . .	.PCAR	Poppy. . . . .	.PPOP
Champagne . . . . .	.PCHA	Royal . . . . .	.PROY
Coconut . . . . .	.PCOC	Seaside . . . . .	.PSEA
Crimson . . . . .	.PCRI	Shipyard . . . . .	.PSHI
Daffodil. . . . .	.PDAF	Silver . . . . .	.PSIL
Ebony. . . . .	.PEBO	Snow . . . . .	.PSNO
Forest. . . . .	.PFOR	Stone . . . . .	.PSTO
Fossil . . . . .	.PFOS	Storm. . . . .	.PSTM
Graphite . . . . .	.PGRA	Terra Cotta . . . . .	.PTEC
Ⓟ Hope . . . . .	.PHOP	Whisper . . . . .	.PWHI
Kelly Green . . . . .	.PKEG	White Linen . . . . .	.PWHL
Mica. . . . .	.PMIC	Powder Coat Alternative . . . . .	.OPA
Mint . . . . .	.PMNT		

**Premium Powder Coats (indicated by Ⓟ)**

Versteel's premium process uses specially formulated powder coats for a truly unique color palette.

**Chrome**

Versteel applies a deep luster chrome plated finish. Chrome is the most durable finish available. Specify Chrome and add \$406 list per table.

Chrome . . . . .	.ECHR
------------------	-------

**Finish Reference & Samples**

For finish color reference, please refer to our website. Contact Versteel Customer Service to receive actual color samples for color matches and final color approval.



### Special Laminate

#### Call for quotation

Specify code **TSP** (Special Laminate), indicate the quoted charges per table

Special laminates and patterns can be specified as an option. To specify, contact Versteel Customer Service for availability and pricing.

**NOTE** LAMINATES IN STANDARD COLORS AND TEXTURES FROM FORMICA, NEVAMAR, PIONITE AND WILSONART ARE STANDARD

**CAUTION** LAMINATE MANUFACTURERS CHANGE STANDARD OFFERINGS FREQUENTLY, MAKING IT POSSIBLE A STANDARD PRODUCT CAN BECOME UNAVAILABLE. VERSTEEL CANNOT BE RESPONSIBLE FOR ANY INCONVENIENCE THIS MAY CAUSE.

### Custom PVC Color Match

#### Call for quotation / one time charge per color, per order

Specify code **OCP** (Custom PVC Color Match), add cost from Versteel quotation

PVC Color Match can be the selection of a color that is available from a Versteel supplier or a new custom color developed for the order. Minimum footage requirements mean that the amount of material needed for your order will effect the cost.

For PVC Color Matching you must supply a color reference sample. Versteel will review the sample for possible existing colors available and send a sample for customer approval. If no color match exists, a custom match will be developed and sampled for customer approval before a production schedule is established.

### Custom T-Mold Color Match

#### Call for quotation / one time charge per color, per order

Specify code **OCT** (Custom T-Mold Color Match), add cost from Versteel quotation

T-Mold Color Match can be the selection of a color that is available from a Versteel supplier or a new custom color developed for the order. Minimum footage requirements mean that the amount of material needed for your order will effect the cost.

For T-Mold Color Matching you must supply a color reference sample. Versteel will review the sample for possible existing colors available and send a sample for customer approval. If no color match exists, a custom match will be developed and sampled for customer approval before a production schedule is established.

### Custom Urethane Edge

#### Call for quotation / one time charge per color, per order

Specify code **OCU** (Custom Urethane Color Match), add cost from Versteel quotation

For Urethane Color Matching you must supply a color reference sample. A custom match will be developed and sampled for customer approval before a production schedule is established.

### Powder Coat Alternative

#### Call for quotation

Specify code **OPA** (Powder Coat Alternative), add cost from Versteel quotation

Powder Coat Alternative is available from Versteel. The entire RAL color reference along with hundreds of other color and finishes are available.

For Powder Coat Alternative matching, you must supply a color reference sample, or an RAL number. Versteel will review the sample for possible existing colors available and send a sample for customer approval. If no color match exists a custom match can be developed. Call Versteel Customer Service for associated upcharges on custom color development.

### Stain Finish Match

#### \$996 / one time charge per finish, per order

Specify code **OSM** (Stain Finish Match), add \$996.00 list per finish, per order

Alternative Stain Finishes are available for veneer and wood edged tops.

For Stain Finish Matching you must supply two 4" x 4" finish color and grain reference samples. An expertly finish matched sample will be provided for customer approval.

### Veneer and Wood Edge Alternatives

#### Call for quotation

For veneer and wood edge requirements other than the standard plain sliced Ash, Cherry, Maple and Walnut Versteel is adept at working with a host of domestic and exotic materials. From inlays, figures, pie cuts and special edge profiles, to custom fill levels and sheens, each top is created using the best of technology and old world craftsmanship. The items you only imagined or expected to only be available from a millwork shop are now just another part of your Versteel order. Call Versteel Customer Service for availability and quotation.

### Wood Finish Alternatives

#### Call for quotation

When veneer tables are required to have a finish other than the standard natural grain fill level finish appearance, semi-filled or full-filled finishes are available by requesting a quote from Versteel. Call Versteel Customer Service for availability and quotation.

### Table Top and Edge Alternatives

Table tops and/or edges can be produced in alternative materials if desired. Contact Versteel Customer Service for pricing and availability.

### Alternate Core Construction

Alternate core constructions are available, including medium density fiberboard (MDF), and cores that contain no urea formaldehyde. Contact Versteel Customer Service for pricing and availability.

**NOTE** CUSTOMS OR ALTERNATIVES MAY AFFECT STANDARD PRODUCTION SCHEDULES












**Questions?**

800 876 2120


top >  
edge >

edge ordering code (radius corner) >  
or  
edge ordering code (square corner) >  
top thickness >

edge ordering code (radius corner) >  
or  
edge ordering code (square corner) >  
top thickness >  
top thickness price >

Laminate PVC	Laminate T-Mold	Laminate Wood	Laminate Soft PVC	Laminate 1 1/2" Wood	Laminate 1 1/2" Wood
Flat	Convex	Flat	Bumper	Square	Bullnose
 <b>LPIR</b> or <b>LPIS</b> 7/8"	 <b>LTI</b> 7/8"	 <b>LWIR</b> or <b>LWIS</b> 7/8"	 <b>LBIR</b> 7/8"	 <b>LWSI</b> 7/8"	 <b>LWBI</b> 7/8"
 <b>LPFIR</b> or <b>LPFIS</b> 7/8"		 <b>LWFIR</b> or <b>LWFIS</b> 7/8"		 <b>LWFI</b> 7/8"	
	7/8"		7/8"		7/8"










Base Style	Table Description	Model #	Product Wt	7/8"	7/8"	7/8"	
	20 x 42 Fixed w/FixMod	<b>TDY2 2042REFX XT</b>	36		1607	2009	2279
	20 x 48 Fixed w/FixMod	<b>TDY2 2048REFX XT</b>	39		1676	2078	2349
	20 x 60 Fixed w/FixMod	<b>TDY2 2060REFX XT</b>	48		1783	2285	2623
	20 x 72 Fixed w/FixMod	<b>TDY2 2072REFX XT</b>	57		1890	2434	2803
	20 x 84 Fixed w/FixMod	<b>TDY2 2084REFX XT</b>	66		1995	2667	3122
	20 x 90 Fixed w/FixMod	<b>TDY2 2090REFX XT</b>	71		2103	2879	3397
	20 x 96 Fixed w/FixMod	<b>TDY2 2096REFX XT</b>	75		2217	2994	3512
	24 x 42 Fixed w/FixMod	<b>TDY2 2442REFX XT</b>	43		1633	2035	2307
	24 x 48 Fixed w/FixMod	<b>TDY2 2448REFX XT</b>	47		1703	2106	2377
	24 x 60 Fixed w/FixMod	<b>TDY2 2460REFX XT</b>	64		1811	2313	2651
	24 x 72 Fixed w/FixMod	<b>TDY2 2472REFX XT</b>	69		1918	2462	2831
	24 x 84 Fixed w/FixMod	<b>TDY2 2484REFX XT</b>	75		2026	2696	3151
	24 x 90 Fixed w/FixMod	<b>TDY2 2490REFX XT</b>	79		2130	2906	3426
	24 x 96 Fixed w/FixMod	<b>TDY2 2496REFX XT</b>	83		2246	3023	3540
	30 x 42 Fixed w/FixMod	<b>TDY2 3042REFX XT</b>	50		1676	2017	2246
	30 x 48 Fixed w/FixMod	<b>TDY2 3048REFX XT</b>	55		1783	2200	2484
	30 x 60 Fixed w/FixMod	<b>TDY2 3060REFX XT</b>	75		1890	2427	2792
	30 x 72 Fixed w/FixMod	<b>TDY2 3072REFX XT</b>	85		1995	2629	3055
	30 x 84 Fixed w/FixMod	<b>TDY2 3084REFX XT</b>	95		2103	2900	3430
	30 x 90 Fixed w/FixMod	<b>TDY2 3090REFX XT</b>	100		2208	3154	3787
30 x 96 Fixed w/FixMod	<b>TDY2 3096REFX XT</b>	105		2320	3266	3902	

**Note:** Transparent Powder  
Coats not available on  
TOD Tables

**To Order, Specify...**

- 1 Model Number
- 2 Top Material
- 3 Edge Style and Thickness
- 4 Edge Color
- 5 Base Color
- 6 Additional Options



Laminate Wood	Laminate Urethane/PVC	Veneer Wood	Veneer 1 1/2" Wood	Veneer 1 1/2" Wood	Veneer Wood
Ergo (user side only)  <b>LWEI</b> 7/8"	Ergo (user side only)  <b>LUPEIR</b> or <b>LUPEIS</b> 7/8"	Flat  <b>VWIR</b> or <b>VWIS</b> 7/8"	Square  <b>VWS1</b> 7/8"	Bullnose  <b>VWB1</b> 7/8"	Ergo (user side only)  <b>VWEI</b> 7/8"
Reverse Bevel  <b>LWRI</b> 7/8"	PVC on remaining sides	Fluted  <b>VWFR</b> or <b>VWFS</b> 7/8"	Fluted  <b>VWF1</b> 7/8"		
7/8"		7/8"	7/8"	7/8"	7/8"
2648	2677	2744	2923		3284
2716	2805	2816	2997		3354
3020	3128	3075	3283		3663
3273	3393	3216	3447		3871
3869	3775	2392	3765		4211
3913	4231	3743	4043		4524
4026	4345	3858	4157		4638
2675	2706	2772	2953		3312
2746	2833	2843	3025		3383
3046	3156	3103	3311		3691
3302	3421	3246	3476		3902
3898	3803	3531	3794		4242
3942	4259	3770	4070		4555
4053	4372	3886	4186		4670
2609	2906	2753	2933		3276
2933	3021	3034	3240		3620
3240	3361	3320	3557		3988
3646	3715	3634	3903		4260
4209	4075	3914	4211		4679
4377	4604	4222	4567		5061
4495	4719	4337	4679		5177

**Base Options**

	Code	Price
Wheelchair Height to 32" Tall (to 72" length).....	BAH	\$ 100
Base Glides (subtract \$30 list per table).....	GLD02	\$ -30

**Finish Options**

Chrome .....		\$ 406
Powder Coat, Standard .....		n/c
Powder Coat, Premium.....		\$ 165
Platinum.....		\$ 488

**Top Options**

Table Link (ends only).....	TLE	\$ 135
Special Laminate.....	TSP	call
Custom Cutout (per cutout).....	TCC	\$ 120

**Power + Data Options**

Please reference the Power + Data Price List

**Wire Management Options**

1 Oval Brush Grommet, Location A.....	WOA	\$ 97
2 Oval Brush Grommets, Location D.....	WOD	\$ 194
2 Oval Brush Grommets, Location E.....	WOE	\$ 194
1 Oval Brush Grommet, Provide Location Print.....	WOG	\$ 97
1 Round Grommet, Location A.....	WRA	\$ 76
2 Round Grommets, Location D.....	WRD	\$ 152
2 Round Grommets, Location E.....	WRE	\$ 152
1 Round Grommet, Provide Location Print.....	WRG	\$ 76

**Mini-Modesty Options**

36" Length.....	ATMM36	\$ 165
42" Length.....	ATMM42	\$ 173
48" Length.....	ATMM48	\$ 180
60" Length.....	ATMM60	\$ 201
72" Length.....	ATMM72	\$ 254
84" Length.....	ATMM84	\$ 272
90" Length.....	ATMM90	\$ 318
96" Length.....	ATMM96	\$ 333













**Questions?**

800 876 2120

top >  
edge >

edge ordering code (radius corner) >  
or  
edge ordering code (square corner) >  
top thickness >

edge ordering code (radius corner) >  
or  
edge ordering code (square corner) >  
top thickness >  
top thickness price >










Laminate PVC	Laminate T-Mold	Laminate Wood	Laminate Soft PVC	Laminate 1 1/2" Wood	Laminate 1 1/2" Wood
Flat	Convex	Flat	Bumper	Square	Bullnose
					
<b>LPIR</b> or <b>LPIS</b> 7/8"	<b>LTI</b> 7/8"	<b>LWIR</b> or <b>LWIS</b> 7/8"	<b>LBIR</b> 7/8"	<b>LWSI</b> 7/8"	<b>LWB1</b> 7/8"
Fluted		Fluted		Fluted	
					
<b>LPIFR</b> or <b>LPFIS</b> 7/8"		<b>LWIFR</b> or <b>LWFIS</b> 7/8"		<b>LWFI</b> 7/8"	
	7/8"		7/8"		7/8"
	<b>Table Description</b>	<b>Model #</b>	<b>Product Wt</b>		
	20 x 42 Tilt-Nest w/FixMod	<b>TDY2 2042RETN XT</b>	49	2118	2518
	20 x 48 Tilt-Nest w/FixMod	<b>TDY2 2048RETN XT</b>	54	2165	2568
	20 x 60 Tilt-Nest w/FixMod	<b>TDY2 2060RETN XT</b>	65	2327	2828
	20 x 72 Tilt-Nest w/FixMod	<b>TDY2 2072RETN XT</b>	76	2490	3034
	20 x 84 Tilt-Nest w/FixMod	<b>TDY2 2084RETN XT</b>	88	2990	3660
	20 x 90 Tilt-Nest w/FixMod	<b>TDY2 2090RETN XT</b>	93	3059	3835
	20 x 96 Tilt-Nest w/FixMod	<b>TDY2 2096RETN XT</b>	98	3105	3881
	24 x 42 Tilt-Nest w/FixMod	<b>TDY2 2442RETN XT</b>	55	2118	2518
	24 x 48 Tilt-Nest w/FixMod	<b>TDY2 2448RETN XT</b>	60	2165	2568
	24 x 60 Tilt-Nest w/FixMod	<b>TDY2 2460RETN XT</b>	74	2327	2828
	24 x 72 Tilt-Nest w/FixMod	<b>TDY2 2472RETN XT</b>	85	2490	3034
	24 x 84 Tilt-Nest w/FixMod	<b>TDY2 2484RETN XT</b>	98	2990	3660
	24 x 90 Tilt-Nest w/FixMod	<b>TDY2 2490RETN XT</b>	96	3059	3835
	24 x 96 Tilt-Nest w/FixMod	<b>TDY2 2496RETN XT</b>	109	3105	3881
	30 x 42 Tilt-Nest w/FixMod	<b>TDY2 3042RETN XT</b>	62	2262	2603
	30 x 48 Tilt-Nest w/FixMod	<b>TDY2 3048RETN XT</b>	69	2312	2728
	30 x 60 Tilt-Nest w/FixMod	<b>TDY2 3060RETN XT</b>	85	2655	3192
	30 x 72 Tilt-Nest w/FixMod	<b>TDY2 3072RETN XT</b>	98	2819	3449
	30 x 84 Tilt-Nest w/FixMod	<b>TDY2 3084RETN XT</b>	112	3367	4164
	30 x 90 Tilt-Nest w/FixMod	<b>TDY2 3090RETN XT</b>	119	3436	4377
	30 x 96 Tilt-Nest w/FixMod	<b>TDY2 3096RETN XT</b>	125	3481	4427

**Note:** Transparent Powder Coats not available on TOD Tables

**To Order, Specify...**

- 1 Model Number
- 2 Top Material
- 3 Edge Style and Thickness
- 4 Edge Color
- 5 Base Color
- 6 Additional Options



Laminate Wood	Laminate Urethane/PVC	Veneer Wood	Veneer 1 1/2" Wood	Veneer 1 1/2" Wood	Veneer Wood
Ergo (user side only)  <b>LWEI</b> 7/8"	Ergo (user side only)  <b>LUPEIR</b> or <b>LUPEIS</b> 7/8"	Flat  <b>VWIR</b> or <b>VWIS</b> 7/8"	Square  <b>VWS1</b> 7/8"	Bullnose  <b>VWB1</b> 7/8"	Ergo (user side only)  <b>VWEI</b> 7/8"
Reverse Bevel  <b>LWRI</b> 7/8"	PVC on remaining sides	Fluted  <b>VWFR</b> or <b>VWFS</b> 7/8"	Fluted  <b>VWF1</b> 7/8"		
7/8"		7/8"	7/8"	7/8"	7/8"
3158	3190	3255	3436		3796
3206	3296	3306	3483		3842
3564	3675	3621	3829		4206
3873	3992	3819	4046		4474
4859	4768	4497	4758		5206
4870	5188	4699	4999		5480
4914	5236	4746	5043		5527
3158	3190	3255	3436		3796
3206	3296	3306	3483		3842
3564	3675	3621	3829		4206
3873	3992	3819	4046		4474
4859	4768	4497	4758		5206
4870	5188	4699	4999		5480
4914	5236	4746	5043		5527
3193	3490	3343	3518		3861
3462	3545	3564	3770		4145
4011	4127	4086	4320		4755
4469	4533	4454	4724		5081
5476	5339	5180	5477		5947
5608	5830	5449	5795		6288
5652	5874	5497	5840		6335

**Base Options**

	Code	Price
Wheelchair Height to 32" Tall (to 72" length).....	BAH	\$ 100
Base Glides (subtract \$30 list per table).....	GLD02	\$ -30

**Finish Options**

Chrome .....		\$ 406
Powder Coat, Standard .....		n/c
Powder Coat, Premium.....		\$ 165
Platinum.....		\$ 488

**Top Options**

Table Link (ends only) .....	TLE	\$ 135
Special Laminate.....	TSP	call
Custom Cutout (per cutout) .....	TCC	\$ 120

**Power + Data Options**

Please reference the Power + Data Price List

**Wire Management Options**

1 Oval Brush Grommet, Location A .....	WOA	\$ 97
2 Oval Brush Grommets, Location D.....	WOD	\$ 194
2 Oval Brush Grommets, Location E .....	WOE	\$ 194
1 Oval Brush Grommet, Provide Location Print .....	WOG	\$ 97
1 Round Grommet, Location A .....	WRA	\$ 76
2 Round Grommets, Location D .....	WRD	\$ 152
2 Round Grommets, Location E.....	WRE	\$ 152
1 Round Grommet, Provide Location Print .....	WRG	\$ 76

**Mini-Modesty Options**

36" Length .....	ATMM36	\$ 165
42" Length .....	ATMM42	\$ 173
48" Length .....	ATMM48	\$ 180
60" Length .....	ATMM60	\$ 201
72" Length .....	ATMM72	\$ 254
84" Length .....	ATMM84	\$ 272
90" Length .....	ATMM90	\$ 318
96" Length .....	ATMM96	\$ 333

All prices are delivered list price effective with date printed on cover and supersedes all other published price lists. Versteel reserves the right to change prices or specifications without prior notice. Orders are accepted subject to price prevailing at time of shipment.

**versteel.com**  
Made in America  
800 876 2120