

TARIFF-FREE TABLES

Proudly crafted in the USA.
No tariff surcharge.

Tables

2025 Price List

[→ JUMP TO PRICING](#)

VERSTEEL





Tops

The $\frac{7}{8}$ " thick laminate or veneer Rectangle and Arc Rectangle top shapes are available in 24" and 30" widths and lengths of 42", 48", 60" and 72".

TIM Base Construction

Tim table bases are constructed of 14 gauge round tube upper legs with 16 gauge round tube telescoping height adjustment lower leg sections. Guide bushings inside the legs are molded from nylon bushing materials to provide smooth, quiet operation of the height adjustment feature. The height adjustment button is made of solid steel with a spring actuated movement. A Height Adjustment Lock Out Kit is available if you wish to lock out the push-button height adjustment feature.

Fixed Bases

Fixed bases feature a $\frac{1}{4}$ " thick mounting top plate and are field installed into pre-drilled holes with hardware provided. TIM tables with fixed bases include the push-button height adjustment feature.

NOTE FIXED BASES ARE SHIPPED SEPARATE FROM THE TOP AND ONLY REQUIRE SCREW ATTACHMENT TO ASSEMBLE

Tilt-Nest-Fold Bases

Tilt feature is cable actuated with the pull of a release handle located under the table top on the end of the surface. The cable operates two brake control mechanisms mounted on each end of the table to support the top. Nest-fold features are constructed of die cast metal components and 14 gauge round tube, fully enclosed in reinforced plastic housings for smooth, quiet operation.

NOTE THE TABLE IS SHIPPED FACTORY ASSEMBLED FOR IMMEDIATE USE AFTER UNCARTONING

Table Heights

TIM tables are constructed with push-button height adjustment to provide five inches of vertical movement. The top leg hole position will set the surface height at 27" with the third from the top hole for 29" standard seated task, and the bottom round hole providing the 32" surface height required for wheelchair applications. The adjustment holes are at 1" spacing increments.

Casters + Glides

TIM tables are standard with two locking and two non-locking gray two-tone soft-wheeled non-hooded casters. Tables can be ordered with optional glides. This option reduces the overall table cost and keeps the tables in position without the need to lock the casters. Base glides reduce the overall table height by $\frac{9}{16}$ ".

Power + Data

To complete your specification, power and data along with wire management options can be added to your table. Refer to the Power + Data Price List.

Laminate and Veneer, Standard Core Construction

The standard top construction consists of 45-50 lb particleboard, surfaced with a high pressure laminate or plain sliced veneer face. A backer sheet is laminated to the underside of the top. Tops are shipped pre-drilled for field installation of bases and accessories.



PVC Flat or Fluted Edge

Edge of 2mm PVC hot melt banded to the top with 1/8" radius at the top and bottom. Available with 1 1/2" radius corners or square corners.



Offered in twenty-one (21) standard colors.



Wood Flat or Fluted Edge

Wood banding hot melt banded to the top with 1/8" radius at the top and bottom. Available with 1 1/2" radius corners or square corners.



Offered in Ash, Cherry, Maple or Walnut materials.



Bumper Edge

Exposed ply core banding with rubberized 5/8" width bumper in the center of profile. Corners with 1 1/2" radius are available on tables with 1 1/4" edge thickness.

Offered in black bumper standard color.



Urethane/PVC Ergo Edge (User Side)

Edge of 1 3/4" wide molded urethane designed with a sloped ergonomic edge on one side and a 2mm PVC flat edge on the remaining sides. PVC corners are available in square or radius on 7/8" and 1 1/4" edge thicknesses.

Urethane offered in ten (10) colors with coordinating PVC colors.

Shipping Schedule

Standard Items

Laminate, PVC Edge	3-5 WEEKS
Laminate, Wood Edge	3-5 WEEKS
Veneer, Wood Edge	6-8 WEEKS

Contact Versteel Customer Service for special lead time requests.

Contact Versteel Customer Service for special lead time requests.

BIFMA

All Versteel products are constructed to pass the relevant ANSI/BIFMA standards. For more detailed specifications by series and base style, contact Versteel Customer Service at 800.876.2120.

Additional information regarding warranty, terms and conditions, shipping, care and maintenance, etc. can be found in the All Tables price list.

Panel Modesty (MPL and MPV)

The Panel Modesty is constructed of ½" hardboard core with laminate or veneer face and back surfaces, machined with exposed edges. Panel Modesty can be specified on both fixed and tilt-*nest-fold* base tables and will swing out to nest on the table. The 8 ½" high Panel Modesty is field mounted with hook brackets, installed with handwheels under the table top.

Threaded inserts are installed in the top when Panel Modesty is specified with the table. Panel Modesty shapes complement the rectangle and arc rectangle top shapes. Finish details match the top unless specified differently.

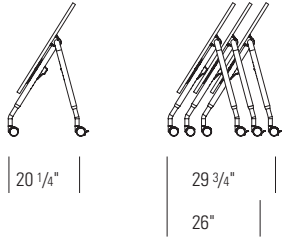

Rectangle

Arc Rectangle
Sail Modesty (MS__)

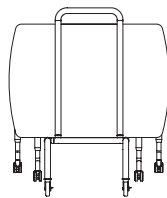
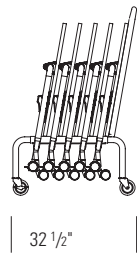
The Sail Modesty panel is constructed of Lycra® fabric hooked into slotted holes on the table legs then stretched and hooked over pegs on the under surface of the table top. Sail Modesty panels can be specified on both fixed and tilt-*nest-fold* base tables and can be stored on table when tilted, nested or folded on table transport. All TIM tables are pre-drilled for the field installation of the Sail Modesty. Top pegs are installed when Sail Modesty is specified with the table. Sail Modesty is available in coordinating colors of Alabaster, Alloy, Ebony and Frost.



TIM Tilted & Nested



TIM on Table Transport



49 3/8" high

To Order, Specify...

- 1 Model Number, include top and edge style
- 2 Top Material
 - a. Laminate manufacturer and color
 - b. Veneer species and finish color
- 3 Edge Color
- 4 Base Color
- 5 Additional Options

base model					finish selections			options		
TM	V2	3072	AR	TF	LP1R	TW D439-60	CFOS	ECHR	WRA	MPL
series	base style	top size	top shape	table function	top, edge & corner	top laminate manufacturer & laminate color	edge color	base color	wire options	modesty option

A **TMV2 3072ARTF LP1R** is a TIM series 30" x 72" arc rectangle table with tilt-fold bases, a laminate 7/8" thick top with a PVC edge and radius corners.

The codes **TW D439-60 / CFOS / ECHR** specify a Wilsonart D439-60 Wallaby laminate, Fossil PVC and Chrome bases.

The codes **WRA / MPL** specify a brush grommet in location A and a panel modesty.

Model Number **TMV2 3072ARTF LP7R**

Orders may be sent via
Mailing Address

Versteel
 2332 Cathy Lane
 Jasper IN 47546

Contact Versteel

Email contact@versteel.com
Phone 800 876 2120
 812 634 2120

Laminate

Versteel's standard offering of laminates includes over 900 laminates from Formica, Nevamar, Pionite and Wilsonart.

Laminate manufacturers change standard offerings frequently, making it possible a standard product can become unavailable. Versteel cannot be responsible for any inconvenience this may cause.

Veneer

TIM tables are available with plain sliced Ash, Cherry, Maple and Walnut veneers.

Veneer Species

Ash	AP01	Maple.	MP01
Cherry	CP01	Walnut	WP01

Veneer Finish

Ash

Beach.	VBEA	Fog	VFOG
Chestnut.	VCHE	Pebble	VPEB
Drift	VDRI	Whisper	VWHI
Fawn	VFAW		

Cherry

Blossom Cherry	VBLC	Java Cherry.	VJAC
Cordovan Cherry	VCNC	Millwork Cherry.	VMWC
Golden Cherry	VGNC		

Maple

Caramel Maple	VCMM	Sugar Maple	VSUM
Solar Maple.	VSLM		

Walnut

Brighton Walnut	VBRW	Natural Walnut.	VNAW
Espresso Walnut.	VESW		

PVC Edge Colors

Absolute Acajou	CABA	Nimbus.	CNIM
Alloy.	CALY	Pearl	CPEA
Carbon.	CCAR	Platinum.	CPLA
Champagne	CCHA	Pralines & Cream	CPRC
Coconut	CCOC	Shadow	CSHA
Ebony.	CEBO	Snow	CSNO
Florence Walnut	CFLW	Stone	CSTO
Fossil	CFOS	Storm.	CSTM
Graphite	CGRA	Whisper	CWHI
Grey.	CGRE	White Linen	CWHL
Kensington Maple.	CKEM		

Wood Edge Species

Ash	A01	Maple.	M01
Cherry	C01	Walnut	W01

Wood Edge Finishes

Ash

Beach.	WBEA	Fog	WFOG
Chestnut.	WCHE	Pebble	WPEB
Drift	WDRI	Whisper	WWHI
Fawn	WFAW		

Cherry

Blossom Cherry	WBLC	Java Cherry.	WJAC
Cordovan Cherry	WCNC	Millwork Cherry.	WMWC
Golden Cherry	WGNC		

Maple

Caramel Maple	WCMM	Sugar Maple	WSUM
Solar Maple.	WSLM		

Walnut

Brighton Walnut	WBRW	Natural Walnut.	WNAW
Espresso Walnut.	WESW		

Urethane Edge Colors

Alloy.	UALY	Pearl	JPEA
Ebony.	UEBO	Stone	USTO
Fossil	UFOS	Storm.	USTM
Graphite	UGRA	Whisper	UWHI
Nimbus.	UNIM	White Linen	UWHL

Powder Coat Finishes

All powder coat finishes in the Versteel offering have been formulated with the use of epoxy, polyester or epoxy and polyester blends to maximize the finish durability.

Powder Coat Finish Options

Powder Coat – Standard	.n/c
Powder Coat – Premium (Hope)	.\$165
Powder Coat – Premium (Platinum)	.\$488

Powder Coat Colors

Alloy	.PALY	Mint	.PMNT
Amethyst	.PAME	Navy	.PNAV
Anthracite	.PANT	Nimbus	.PNIM
Black Anodized	.PBLA	Nutmeg	.PNUT
Bronze	.PBRO	◆ Pacific	.PPAC
Calypso	.PCAL	Pearl	.PPEA
Carbon	.PCAR	Pebble	.PPEB
Champagne	.PCHA	Ⓟ Platinum	.PPLA
Coconut	.PCOC	Poppy	.PPOP
◆ Copper	.PCOP	◆ Raven	.PRAV
Crimson	.PCRI	Royal	.PROY
◆ Crystal	.PCRY	Seaside	.PSEA
Daffodil	.PDAF	Shipyard	.PSHI
Ebony	.PEBO	Silver	.PSIL
Forest	.PFOR	Snow	.PSNO
Fossil	.PFOS	Stone	.PSTO
◆ Garnet	.PGAR	Storm	.PSTM
◆ Gold	.PGOL	Terra Cotta	.PTEC
Graphite	.PGRA	Whisper	.PWHI
Ⓟ Hope	.PHOP	White Linen	.PWHL
Kelly Green	.PKEG	Powder Coat Alternative	.OPA
◆ Matte	.PMAT		
Mica	.PMIC		

Transparent Powder Coats (indicated by ◆)

Please note that the transparent characteristics of these powders allow all natural welds and textures inherent to raw steel to be visible.

Premium Powder Coats (indicated by Ⓟ)

Versteel's premium process uses specially formulated powder coats for a truly unique color palette.

Chrome

Versteel applies a deep luster chrome plated finish. Chrome is the most durable finish available. Specify Chrome and add \$165 list per table.

Chrome ECHR

Nickel

Versteel applies a nickel plated finish with a clear coat applied for durability. Specify Nickel and add \$223 list per table.

Nickel ENKL

Finish Reference & Samples

For finish color reference, please refer to our website. Contact Versteel Customer Service to receive actual color samples for color matches and final color approval.

Special Laminate**Call for quotation**

Specify code **TSP** (Special Laminate), indicate the quoted charges per table

Special laminates and patterns can be specified as an option. To specify, contact Versteel Customer Service for availability and pricing.

NOTE LAMINATES IN STANDARD COLORS AND TEXTURES FROM FORMICA, NEVAMAR, PIONITE AND WILSONART ARE STANDARD

CAUTION LAMINATE MANUFACTURERS CHANGE STANDARD OFFERINGS FREQUENTLY, MAKING IT POSSIBLE A STANDARD PRODUCT CAN BECOME UNAVAILABLE. VERSTEEL CANNOT BE RESPONSIBLE FOR ANY INCONVENIENCE THIS MAY CAUSE.

Custom PVC Color Match**Call for quotation / one time charge per color, per order**

Specify code **OCP** (Custom PVC Color Match), add cost from Versteel quotation

PVC Color Match can be the selection of a color that is available from a Versteel supplier or a new custom color developed for the order. Minimum footage requirements mean that the amount of material needed for your order will effect the cost.

For PVC Color Matching you must supply a color reference sample. Versteel will review the sample for possible existing colors available and send a sample for customer approval. If no color match exists, a custom match will be developed and sampled for customer approval before a production schedule is established.

Custom Urethane Edge**Call for quotation / one time charge per color, per order**

Specify code **OCU** (Custom Urethane Color Match), add cost from Versteel quotation

For Urethane Color Matching you must supply a color reference sample. A custom match will be developed and sampled for customer approval before a production schedule is established.

Powder Coat Alternative**Call for quotation**

Specify code **OPA** (Powder Coat Alternative), add cost from Versteel quotation

Powder Coat Alternative is available from Versteel. The entire RAL color reference along with hundreds of other color and finishes are available.

For Powder Coat Alternative matching, you must supply a color reference sample, or an RAL number. Versteel will review the sample for possible existing colors available and send a sample for customer approval. If no color match exists a custom match can be developed. Call Versteel Customer Service for associated upcharges on custom color development.

Stain Finish Match**\$996 / one time charge per finish, per order**

Specify code **OSM** (Stain Finish Match), add \$996.00 list per finish, per order

Alternative Stain Finishes are available for veneer and wood edged tops.

For Stain Finish Matching you must supply two 4" x 4" finish color and grain reference samples. An expertly finish matched sample will be provided for customer approval.

Veneer and Wood Edge Alternatives**Call for quotation**

For veneer and wood edge requirements other than the standard plain sliced Ash, Cherry, Maple and Walnut, contact Versteel Customer Service. Versteel is adept at working with a host of domestic and exotic materials. From inlays, figures, pie cuts and special edge profiles, to custom fill levels and sheens, each top is created using the best of technology and old world craftsmanship. The items you only imagined or expected to only be available from a millwork shop are now just another part of your Versteel order. Call Versteel Customer Service for availability and quotation.

Wood Finish Alternatives**Call for quotation**

When veneer tables are required to have a finish other than the standard natural grain fill level finish appearance, semi-filled or full-filled finishes are available by requesting a quote from Versteel. Call Versteel Customer Service for availability and quotation.

Table Top and Edge Alternatives

Table tops and/or edges can be produced in alternative materials if desired. Contact Versteel Customer Service for pricing and availability.

Alternate Core Construction

Alternate core constructions are available, including medium density fiberboard (MDF), and cores that contain no urea formaldehyde. Contact Versteel Customer Service for pricing and availability.

NOTE CUSTOMS OR ALTERNATIVES MAY AFFECT STANDARD PRODUCTION SCHEDULES

Base Glides**Subtract \$30**Specify code **GLD02** (Glides), Subtract \$30.00 list per table

Base Glides replace standard casters. This option reduces the overall table cost and keeps the tables in position without the need to lock the casters. Base glides reduce the overall table height by $\frac{9}{16}$ ".

**Height Adjustment Lock Out Kit****\$49 / kit**Specify code **BHL** (Height Adjustment Lock Out Kit), add \$49.00 list per table

All TIM table have the height adjustment feature but can be locked into the desired height position easily. The Height Adjustment Lock Out Kit provides a stop and screw for each table leg. The stop fits into the round height position hole above or below the push-button and secures with the screw. The screw and stop can easily be removed to allow resetting table height as needed.

**Leash - TIM Table Link****\$95 / table**Specify code **TLS** (TIM Table Leash), add \$95.00 list per table.

The Least table link is available on all TIM tables as a casual, quick link that simply holds the tables in position to each other. The Leash is mounted to the underside of the table top, rotating from under the top to latch into the adjacent table leash.

Top Custom Cutout**\$120 / cutout**Specify code **TCC** (Top Custom Cutout), add \$120.00 list per cutout

Top Custom Cutout requires a drawing for production and is subject to approvals.

Sail Modesty**\$284 / each**Specify code **MS__** (Sail Modesty), add \$284 list per table.

Lyrca® fabric Sail Modesty is stretched and hooked on screw pegs under table top and slotted holes in the table approach side legs. All TIM tables are pre-drilled for field installation of the Sail Modesty. Sail Modesty is available in coordinating colors of Alabaster, Alloy, Ebony and Frost. Can be stored on table when tilted, nested or folded on table transport.

**Panel Modesty, Laminate****\$412 / each**Specify code **MPL** (Panel Modesty, Laminate), add \$412 list per table.

Panel Modesty, Laminate is specified with the table and the length and shape is determined by the table top selection of rectangle or arc rectangle. Inserts are included in the table top with hook brackets and handwheels factory installed. Panel is hung from hook brackets in the field after table set up. Panel Modesty finishes match table top finish selections. When table is tilted or nested the Panel Modesty tilts against the leg but must be removed when folded on the table transport.

**Panel Modesty, Veneer****\$1022 / each**Specify code **MPV** (Panel Modesty, Veneer), add \$1022.00 list per table.

Panel Modesty, Veneer is specified with the table and the length and shape is determined by the table top selection of rectangle or arc rectangle. Inserts are included in the table top with hook brackets and handwheels factory installed. Panel is hung from hook brackets in the field after table set up. Panel Modesty finishes match table top finish selections. When table is tilted or nested the Panel Modesty tilts against the leg but must be removed when folded on the table transport.



Table Transport - TIM

\$1855 / each

Specify code **AAT3020** (Table Transport) for 42" - 72" length tables, add \$1855.00 list each

The transport saves time and labor. Its 30" width can move tables of specified lengths through doorways with ease.



SPECIFICATIONS

- Weight: 37 lbs.
- 30" overall depth
- Alloy powder coat finish
- Two (2) locking and two (2) non-locking casters
- Casters are non-marking wheel material

TRANSPORT CAPACITY

FOLDED TABLES WITHOUT MODESTY PANEL	6 ON EDGE 8 STACKED FLAT
FOLDED TABLES WITH MODESTY	5 STACKED FLAT
OVERLAPPING FOLDED TABLES	4 ON EDGE

NOTE MAXIMUM LOAD WEIGHT: 1,000 LBS

NOTE TABLE LEGS EXTENDED HIGHER THAN 29" STANDARD HEIGHT WILL NOT STORE ON THE TRANSPORT. THE LEGS WILL EXCEED THE TRANSPORT HEIGHT AND DRAG ON THE FLOOR WHEN ROLLING THE CART











Questions?

800 876 2120

top >
edge >

edge ordering code (radius corner) >
or
edge ordering code (square corner) >
top thickness >

edge ordering code (radius corner) >
or
edge ordering code (square corner) >
top thickness >
top thickness price >

Material	Laminate PVC	Laminate Wood	Laminate Soft PVC	Laminate Urethane/PVC	Veneer Wood	
Edge Style	Flat 	Flat 	Bumper 	Ergo (user side only) 	Flat 	
Ordering Code	LP1R or LP1S 7/8"	LW1R or LW1S 7/8"	LB1R 7/8"	LUPE1R or LUPE1S 7/8"	VW1R or VW1S 7/8"	
Edge Style	Fluted 	Fluted 			Fluted 	
Ordering Code	LPF1R or LPF1S 7/8"	LWF1R or LWF1S 7/8"		PVC on remaining sides	VWF1R or VWF1S 7/8"	
Thickness	7/8"	7/8"	7/8"	7/8"	7/8"	
Product Wt	Product Wt	Product Wt	Product Wt	Product Wt	Product Wt	
24 x 42 Fix	TMV2 2442REFX	48	1391	1822	2501	2602
24 x 42 Tilt-Fold	TMV2 2442RETF	52	1926	2352	3035	3134
24 x 48 Fix	TMV2 2448REFX	53	1439	1869	2548	2650
24 x 48 Tilt-Fold	TMV2 2448RETF	58	1971	2406	3083	3187
24 x 60 Fix	TMV2 2460REFX	60	1520	2056	2831	2893
24 x 60 Tilt-Fold	TMV2 2460RETF	66	2050	2588	3366	3427
24 x 72 Fix	TMV2 2472REFX	69	1601	2184	3012	3074
24 x 72 Tilt-Fold	TMV2 2472RETF	75	2134	2715	3545	3606
30 x 42 Fix	TMV2 3042REFX	54	1505	1956	2732	2842
30 x 42 Tilt-Fold	TMV2 3042RETF	58	2040	2488	3264	3372
30 x 48 Fix	TMV2 3048REFX	59	1552	2007	2780	2891
30 x 48 Tilt-Fold	TMV2 3048RETF	64	2089	2538	3313	3423
30 x 60 Fix	TMV2 3060REFX	69	1632	2208	3074	3155
30 x 60 Tilt-Fold	TMV2 3060RETF	75	2170	2742	3606	3688
30 x 72 Fix	TMV2 3072REFX	80	1640	2316	3383	3395
30 x 72 Tilt-Fold	TMV2 3072RETF	86	2173	2851	3915	3930

Base Style



Table Description

Model #

Product Wt

To Order, Specify...

- 1 Model Number
- 2 Top Material
- 3 Edge Style and Thickness
- 4 Edge Color
- 5 Base Color
- 6 Additional Options



Base Options	Code	Price
Base Glides (subtract \$30 list per table)	GLD02	\$ -30
Height Adjustment Lock Kit	BHL	\$ 49

Finish Options		
Chrome		\$ 165
Nickel		\$ 223
Powder Coat, Standard		n/c
Powder Coat, Premium		\$ 165
Platinum		\$ 488

Top Options		
Table Leash, TIM	TLS	\$ 95
Special Laminate	TSP	call
Custom Cutout (per cutout)	TCC	\$ 120

Power + Data Options
Please reference the Power + Data Price List

Wire Management Options		
Cable Hook Legway (set of 2)	WCH	\$ 119
1 Oval Brush Grommet, Location A	WOA	\$ 97
1 Oval Brush Grommet, Provide Location Print	WOG	\$ 97
1 Round Grommet, Location A	WRA	\$ 76
1 Round Grommet, Provide Location Print	WRG	\$ 76
Canvas, Under Top Mount	WCT	\$ 228
Basket, Under Top Mount	WBT	\$ 97

Modesty Options		
Sail, Alabaster	MSAB	\$ 284
Sail, Alloy	MSAY	\$ 284
Sail, Ebony	MSEB	\$ 284
Sail, Frost	MSFR	\$ 284
Panel, Laminate	MPL	\$ 412
Panel, Veneer	MPV	\$ 1022

Accessories		
Table Transport, 42" to 72" tables	ATT3020	\$ 1855



Base Options	Code	Price
Base Glides (subtract \$30 list per table)	GLD02	\$ -30
Height Adjustment Lock Kit	BHL	\$ 49

Finish Options		
Chrome		\$ 165
Nickel		\$ 223
Powder Coat, Standard		n/c
Powder Coat, Premium		\$ 165
Platinum		\$ 488

Top Options		
Table Leash, TIM	TLS	\$ 95
Special Laminate	TSP	call
Custom Cutout (per cutout)	TCC	\$ 120

Power + Data Options
Please reference the Power + Data Price List

Wire Management Options		
Cable Hook Legway (set of 2)	WCH	\$ 119
1 Oval Brush Grommet, Location A	WOA	\$ 97
1 Oval Brush Grommet, Provide Location Print	WOG	\$ 97
1 Round Grommet, Location A	WRA	\$ 76
1 Round Grommet, Provide Location Print	WRG	\$ 76
Canvas, Under Top Mount	WCT	\$ 228
Basket, Under Top Mount	WBT	\$ 97

Modesty Options		
Sail, Alabaster	MSAB	\$ 284
Sail, Alloy	MSAY	\$ 284
Sail, Ebony	MSEB	\$ 284
Sail, Frost	MSFR	\$ 284
Panel, Laminate	MPL	\$ 412
Panel, Veneer	MPV	\$ 1022

Accessories		
Table Transport, 42" to 72" tables	ATT3020	\$ 1855

All prices are delivered list price effective with date printed on cover and supersedes all other published price lists. Versteel reserves the right to change prices or specifications without prior notice. Orders are accepted subject to price prevailing at time of shipment.

versteel.com
Made in America
800 876 2120