

**TARIFF-FREE TABLES**

Proudly crafted in the USA.  
No tariff surcharge.

# Tables

## 2026 Price List

[➔ JUMP TO PRICING](#)

**VERSTEEL**



**Tops**

Somet rectangle tables are available in laminate or veneer with a 1 1/4" edge thickness.

**Bases**

The T style base has a square column with either a square or radius foot. A cantilever or H base is also available with square columns and square feet. Bases are standard in an Ebony powder coat.

**Height Adjustability**

The counter balance pneumatic T bases, Cantilever base and H base have a height adjustability range of 19 1/2". Table height range is 27 1/4" to 46 3/4". The crank T bases have a height adjustment range of 17 3/4". Table height range is 27 1/4" to 45" with 8 cranks per one (1) inch.

**Laminate and Veneer, Standard Core Construction**

The standard top construction consists of 45-50 lb particleboard, surfaced with a high pressure laminate or plain sliced veneer face. A backer sheet is laminated to the underside of the top. Tops are shipped pre-drilled for field installation of bases and accessories.

**PVC Flat or Fluted Edge**



Edge of 2mm PVC hot melt banded to the top with 1/8" radius at the top and bottom. Available with 1 1/2" radius corners or square corners.



Offered in twenty-one (21) standard colors.

**Convex T-Mold Edge**



Edge of 5/16" thick solid vinyl convex t-mold with 1 1/2" radius corners.

Offered in four (4) standard colors.

**Wood Flat or Fluted Edge**



Wood banding hot melt banded to the top with 1/8" radius at the top and bottom. Available with 1 1/2" radius corners or square corners.



Offered in Ash, Cherry, Maple or Walnut materials.

**Bumper Edge**



Exposed ply core banding with rubberized 5/8" width bumper in the center of profile. Corners with 1 1/2" radius are available on tables with 1 1/4" edge thickness.

Offered in black bumper standard color.

**Shipping Schedule**

**Standard Items**

Laminate, Convex T-Mold Edge	3-5 WEEKS
Laminate, PVC Edge	3-5 WEEKS
Laminate, Wood Edge	3-5 WEEKS

Contact Versteel Customer Service for special lead time requests.

**BIFMA**

All Versteel products are constructed to pass the relevant ANSI/BIFMA standards. For more detailed specifications by series and base style, contact Versteel Customer Service at 800.876.2120.

Additional information regarding warranty, terms and conditions, shipping, care and maintenance, etc. can be found in the All Tables price list.

**To Order, Specify...**

- 1 Model Number, include top and edge style
- 2 Top Material
  - a. Laminate manufacturer and color
  - b. Veneer species and finish color
- 3 Edge Color
- 4 Base Color
- 5 Additional Options



An **AHTS 2448RE CB LP2S** is a Somet series 24" x 48" rectangle table with counter balance pneumatic bases, a laminate 1 1/2" thick top with a PVC edge and square corners.

The codes **TW 4876-38 / CGRE / PEBO** specify a Wilsonart 4876-38 Sheer Mesh laminate, Grey PVC and Ebony bases.

**Model Number** **AHTS 2448RECB LP2S**

**Orders may be sent via**
**Mailing Address**

Versteel  
 2332 Cathy Lane  
 Jasper IN 47546

**Contact Versteel**

**Email**      contact@versteel.com  
**Phone**      800 876 2120  
                  812 634 2120

**Laminate**

Versteel's standard offering of laminates includes over 900 laminates from Formica, Nevamar, Pionite and Wilsonart.

Laminate manufacturers change standard offerings frequently, making it possible a standard product can become unavailable. Versteel cannot be responsible for any inconvenience this may cause.

**Veneer**

Somet tables are available with plain sliced Ash, Cherry, Maple and Walnut veneers.

**Veneer Species**

Ash . . . . .	AP01	Maple. . . . .	MP01
Cherry . . . . .	CP01	Walnut . . . . .	WP01

**Veneer Finish**

**Ash**

Beach. . . . .	VBEA	Fog . . . . .	VFOG
Chestnut. . . . .	VCHE	Pebble . . . . .	VPEB
Drift . . . . .	VDRI	Whisper . . . . .	VWHI
Fawn . . . . .	VFAW		

**Cherry**

Blossom Cherry . . . . .	VBLC	Java Cherry. . . . .	VJAC
Cordovan Cherry . . . . .	VCNC	Millwork Cherry. . . . .	VMWC
Golden Cherry . . . . .	VGNC		

**Maple**

Caramel Maple . . . . .	VCMM	Sugar Maple . . . . .	VSUM
Solar Maple. . . . .	VSLM		

**Walnut**

Brighton Walnut . . . . .	VBRW	Natural Walnut. . . . .	VNAW
Espresso Walnut. . . . .	VESW		

**PVC Edge Colors**

Absolute Acajou . . . . .	CABA	Nimbus. . . . .	CNIM
Alloy. . . . .	CALY	Pearl . . . . .	CPEA
Carbon. . . . .	CCAR	Platinum. . . . .	CPLA
Champagne . . . . .	CCHA	Pralines & Cream . . . . .	CPRC
Coconut . . . . .	CCOC	Shadow . . . . .	CSHA
Ebony. . . . .	CEBO	Snow . . . . .	CSNO
Florence Walnut . . . . .	CFLW	Stone . . . . .	CSTO
Fossil . . . . .	CFOS	Storm . . . . .	CSTM
Graphite . . . . .	CGRA	Whisper . . . . .	CWHI
Grey. . . . .	CGRE	White Linen . . . . .	CWHL
Kensington Maple. . . . .	CKEM		

**T-Mold Edge Colors**

Ebony. . . . .	TEBO	Nimbus. . . . .	TNIM
Graphite . . . . .	TGRA	Storm . . . . .	TSTM

**Wood Edge Species**

Ash . . . . .	A01	Maple. . . . .	M01
Cherry . . . . .	C01	Walnut . . . . .	W01

**Wood Edge Finishes**

**Ash**

Beach. . . . .	WBEA	Fog . . . . .	WFOG
Chestnut. . . . .	WCHE	Pebble . . . . .	WPEB
Drift . . . . .	WDRI	Whisper . . . . .	WWHI
Fawn . . . . .	WFAW		

**Cherry**

Blossom Cherry . . . . .	WBLC	Java Cherry. . . . .	WJAC
Cordovan Cherry . . . . .	WCNC	Millwork Cherry. . . . .	WMWC
Golden Cherry . . . . .	WGNC		

**Maple**

Caramel Maple . . . . .	WCMM	Sugar Maple . . . . .	WSUM
Solar Maple. . . . .	WSLM		

**Walnut**

Brighton Walnut . . . . .	WBRW	Natural Walnut. . . . .	WNAW
Espresso Walnut. . . . .	WESW		

**Powder Coat**

Standard powder coat color is Ebony (PEBO).

**Finish Reference & Samples**

For finish color reference, please refer to our website. Contact Versteel Customer Service to receive actual color samples for color matches and final color approval.

**Special Laminate**
**Call for quotation**

Specify code **TSP** (*Special Laminate*), indicate the quoted charges per table

Special laminates and patterns can be specified as an option. To specify, contact Versteel Customer Service for availability and pricing.

**NOTE** LAMINATES IN STANDARD COLORS AND TEXTURES FROM FORMICA, NEVAMAR, PIONITE AND WILSONART ARE STANDARD

**CAUTION** LAMINATE MANUFACTURERS CHANGE STANDARD OFFERINGS FREQUENTLY, MAKING IT POSSIBLE A STANDARD PRODUCT CAN BECOME UNAVAILABLE. VERSTEEL CANNOT BE RESPONSIBLE FOR ANY INCONVENIENCE THIS MAY CAUSE.

**Custom PVC Color Match**
**Call for quotation / one time charge per color, per order**

Specify code **OCP** (*Custom PVC Color Match*), add cost from Versteel quotation

PVC Color Match can be the selection of a color that is available from a Versteel supplier or a new custom color developed for the order. Minimum footage requirements mean that the amount of material needed for your order will effect the cost.

For PVC Color Matching you must supply a color reference sample. Versteel will review the sample for possible existing colors available and send a sample for customer approval. If no color match exists, a custom match will be developed and sampled for customer approval before a production schedule is established.

**Custom T-Mold Color Match**
**Call for quotation / one time charge per color, per order**

Specify code **OCT** (*Custom T-Mold Color Match*), add cost from Versteel quotation

T-Mold Color Match can be the selection of a color that is available from a Versteel supplier or a new custom color developed for the order. Minimum footage requirements mean that the amount of material needed for your order will effect the cost.

For T-Mold Color Matching you must supply a color reference sample. Versteel will review the sample for possible existing colors available and send a sample for customer approval. If no color match exists, a custom match will be developed and sampled for customer approval before a production schedule is established.

**Stain Finish Match**

\$996 / one time charge per finish, per order

Specify code **OSM** (*Stain Finish Match*), add \$996.00 list per finish, per order

Alternative Stain Finishes are available for veneer and wood edged tops.

For Stain Finish Matching you must supply two 4" x 4" finish color and grain reference samples. An expertly finish matched sample will be provided for customer approval.

**Veneer and Wood Edge Alternatives**
**Call for quotation**

For veneer and wood edge requirements other than the standard plain sliced Ash, Cherry, Maple and Walnut, contact Versteel Customer Service. Versteel is adept at working with a host of domestic and exotic materials. From inlays, figures, pie cuts and special edge profiles, to custom fill levels and sheens, each top is created using the best of technology and old world craftsmanship. The items you only imagined or expected to only be available from a millwork shop are now just another part of your Versteel order. Call Versteel Customer Service for availability and quotation.

**Wood Finish Alternatives**
**Call for quotation**

When veneer tables are required to have a finish other than the standard natural grain fill level finish appearance, semi-filled or full-filled finishes are available by requesting a quote from Versteel. Call Versteel Customer Service for availability and quotation.

**Table Top and Edge Alternatives**

Table tops and/or edges can be produced in alternative materials if desired. Contact Versteel Customer Service for pricing and availability.

**Alternate Core Construction**

Alternate core constructions are available, including medium density fiberboard (MDF), and cores that contain no urea formaldehyde. Contact Versteel Customer Service for pricing and availability.

**NOTE** CUSTOMS OR ALTERNATIVES MAY AFFECT STANDARD PRODUCTION SCHEDULES













**Questions?**

800 876 2120

top >  
edge >

edge ordering code (radius corner) >  
or  
edge ordering code (square corner) >  
top thickness >

edge ordering code (radius corner) >  
or  
edge ordering code (square corner) >  
top thickness >  
top thickness price >

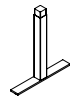
Laminate PVC	Laminate T-Mold	Laminate Wood	Laminate Soft PVC	Veneer Wood
Flat 	Convex 	Flat 	Bumper 	Flat 
<b>LP2R</b> or <b>LP2S</b> 1 1/4"	<b>LT2</b> 1 1/4"	<b>LW2R</b> or <b>LW2S</b> 1 1/4"	<b>LB2R</b> 1 1/4"	<b>VW2R</b> or <b>VW2S</b> 1 1/4"
Fluted 		Fluted 		Fluted 
<b>LPF2R</b> or <b>LPF2S</b> 1 1/4"		<b>LWF2R</b> or <b>LWF2S</b> 1 1/4"		<b>VWF2R</b> or <b>VWF2S</b> 1 1/4"
	1 1/4"		1 1/4"	1 1/4"

**Base Style**

**Table Description**

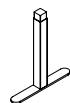
**Model #**

**Product Wt**



**Square Foot**

24 x 36 Crank Adj Height	<b>AHTS 2436RE CR</b>	90	1864	2119	2813
24 x 42 Crank Adj Height	<b>AHTS 2442RE CR</b>	95	1901	2178	3000
24 x 48 Crank Adj Height	<b>AHTS 2448RE CR</b>	99	1958	2272	3111
24 x 54 Crank Adj Height	<b>AHTS 2454RE CR</b>	104	2094	2498	3632
24 x 60 Crank Adj Height	<b>AHTS 2460RE CR</b>	109	2112	2530	3637
24 x 66 Crank Adj Height	<b>AHTS 2466RE CR</b>	114	2181	2639	3986
24 x 72 Crank Adj Height	<b>AHTS 2472RE CR</b>	119	2205	2684	3992
30 x 36 Crank Adj Height	<b>AHTS 3036RE CR</b>	99	2086	2412	3421
30 x 42 Crank Adj Height	<b>AHTS 3042RE CR</b>	105	2128	2485	3685
30 x 48 Crank Adj Height	<b>AHTS 3048RE CR</b>	111	2143	2506	3865
30 x 54 Crank Adj Height	<b>AHTS 3054RE CR</b>	117	2234	2660	4572
30 x 60 Crank Adj Height	<b>AHTS 3060RE CR</b>	123	2254	2691	4581
30 x 66 Crank Adj Height	<b>AHTS 3066RE CR</b>	129	2382	2904	4826
30 x 72 Crank Adj Height	<b>AHTS 3072RE CR</b>	135	2414	2954	5076



**Radius Foot**

24 x 36 Crank Adj Height	<b>AHTR 2436RE CR</b>	90	1864	2119	2813
24 x 42 Crank Adj Height	<b>AHTR 2442RE CR</b>	95	1901	2178	3000
24 x 48 Crank Adj Height	<b>AHTR 2448RE CR</b>	99	1958	2272	3111
24 x 54 Crank Adj Height	<b>AHTR 2454RE CR</b>	104	2094	2498	3632
24 x 60 Crank Adj Height	<b>AHTR 2460RE CR</b>	109	2112	2530	3637
24 x 66 Crank Adj Height	<b>AHTR 2466RE CR</b>	114	2181	2639	3986
24 x 72 Crank Adj Height	<b>AHTR 2472RE CR</b>	119	2205	2684	3992
30 x 36 Crank Adj Height	<b>AHTR 3036RE CR</b>	99	2086	2412	3421
30 x 42 Crank Adj Height	<b>AHTR 3042RE CR</b>	105	2128	2485	3685
30 x 48 Crank Adj Height	<b>AHTR 3048RE CR</b>	111	2143	2506	3865
30 x 54 Crank Adj Height	<b>AHTR 3054RE CR</b>	117	2234	2660	4572
30 x 60 Crank Adj Height	<b>AHTR 3060RE CR</b>	123	2254	2691	4581
30 x 66 Crank Adj Height	<b>AHTR 3066RE CR</b>	129	2382	2904	4826
30 x 72 Crank Adj Height	<b>AHTR 3072RE CR</b>	135	2414	2954	5076

**To Order, Specify...**

- 1 Model Number
- 2 Top Material
- 3 Edge Style and Thickness
- 4 Edge Color
- 5 Additional Options



**Finish Options**

Powder Coat, Standard (Ebony only)..... n/c

**Top Options**

Special Laminate.....TSP call  
Custom Cutout (per cutout).....TCC \$ 120

**Power & Data Options**

Please reference the Power + Data Price List

**Modesty Panel Options**

Fixed.....  
up to 48"..... \$ 369  
49" to 60"..... \$ 407  
61" to 72"..... \$ 449











**Questions?**

800 876 2120

top >  
edge >

edge ordering code (radius corner) >  
or  
edge ordering code (square corner) >  
top thickness >

edge ordering code (radius corner) >  
or  
edge ordering code (square corner) >  
top thickness >  
top thickness price >

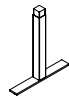
Laminate PVC	Laminate T-Mold	Laminate Wood	Laminate Soft PVC	Veneer Wood
Flat 	Convex 	Flat 	Bumper 	Flat 
<b>LP2R</b> or <b>LP2S</b> 1 1/4"	<b>LT2</b> 1 1/4"	<b>LW2R</b> or <b>LW2S</b> 1 1/4"	<b>LB2R</b> 1 1/4"	<b>VW2R</b> or <b>VW2S</b> 1 1/4"
Fluted 		Fluted 		Fluted 
<b>LPF2R</b> or <b>LPF2S</b> 1 1/4"		<b>LWF2R</b> or <b>LWF2S</b> 1 1/4"		<b>VWF2R</b> or <b>VWF2S</b> 1 1/4"
	1 1/4"		1 1/4"	1 1/4"

**Base Style**

**Table Description**

**Model #**

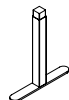
**Product Wt**



**Square Foot**

24 x 42 CB Pneumatic	<b>AHTS 2442RE CB</b>	95
24 x 48 CB Pneumatic	<b>AHTS 2448RE CB</b>	99
24 x 54 CB Pneumatic	<b>AHTS 2454RE CB</b>	104
24 x 60 CB Pneumatic	<b>AHTS 2460RE CB</b>	109
24 x 66 CB Pneumatic	<b>AHTS 2466RE CB</b>	114
24 x 72 CB Pneumatic	<b>AHTS 2472RE CB</b>	119
30 x 42 CB Pneumatic	<b>AHTS 3042RE CB</b>	105
30 x 48 CB Pneumatic	<b>AHTS 3048RE CB</b>	111
30 x 54 CB Pneumatic	<b>AHTS 3054RE CB</b>	117
30 x 60 CB Pneumatic	<b>AHTS 3060RE CB</b>	123
30 x 66 CB Pneumatic	<b>AHTS 3066RE CB</b>	129
30 x 72 CB Pneumatic	<b>AHTS 3072RE CB</b>	135

**Radius Foot**



24 x 42 CB Pneumatic	<b>AHTR 2442RE CB</b>	95
24 x 48 CB Pneumatic	<b>AHTR 2448RE CB</b>	99
24 x 54 CB Pneumatic	<b>AHTR 2454RE CB</b>	104
24 x 60 CB Pneumatic	<b>AHTR 2460RE CB</b>	109
24 x 66 CB Pneumatic	<b>AHTR 2466RE CB</b>	114
24 x 72 CB Pneumatic	<b>AHTR 2472RE CB</b>	119
30 x 42 CB Pneumatic	<b>AHTR 3042RE CB</b>	105
30 x 48 CB Pneumatic	<b>AHTR 3048RE CB</b>	111
30 x 54 CB Pneumatic	<b>AHTR 3054RE CB</b>	117
30 x 60 CB Pneumatic	<b>AHTR 3060RE CB</b>	123
30 x 66 CB Pneumatic	<b>AHTR 3066RE CB</b>	129
30 x 72 CB Pneumatic	<b>AHTR 3072RE CB</b>	135

**To Order, Specify...**

- 1 Model Number
- 2 Top Material
- 3 Edge Style and Thickness
- 4 Edge Color
- 5 Additional Options



**Finish Options**

Powder Coat, Standard (Ebony only)..... n/c

**Top Options**

Special Laminate.....TSP call  
Custom Cutout (per cutout).....TCC \$ 120

**Power & Data Options**

Please reference the Power + Data Price List

**Modesty Panel Options**

Fixed.....  
up to 48"..... \$ 369  
49" to 60"..... \$ 407  
61" to 72"..... \$ 449



**Questions?**

800 876 2120

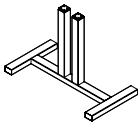
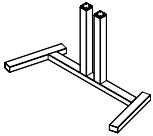
top >  
edge >

edge ordering code (radius corner) >  
or  
edge ordering code (square corner) >  
top thickness >

edge ordering code (radius corner) >  
or  
edge ordering code (square corner) >  
top thickness >  
top thickness price >

Laminate PVC	Laminate T-Mold	Laminate Wood	Laminate Soft PVC	Veneer Wood	
Flat  <b>LP2R</b> or <b>LP2S</b> 1 1/4"	Convex  <b>LT2</b> 1 1/4"	Flat  <b>LW2R</b> or <b>LW2S</b> 1 1/4"	Bumper  <b>LB2R</b> 1 1/4"	Flat  <b>VW2R</b> or <b>VW2S</b> 1 1/4"	
Fluted  <b>LPF2R</b> or <b>LPF2S</b> 1 1/4"		Fluted  <b>LWF2R</b> or <b>LWF2S</b> 1 1/4"		Fluted  <b>VWF2R</b> or <b>VWF2S</b> 1 1/4"	
	1 1/4"		1 1/4"	1 1/4"	
<b>Cantilever</b>					
24 x 42 CB Pneumatic	<b>AHTCC 2442RE CB</b>	95	2816	3092	3913
24 x 48 CB Pneumatic	<b>AHTCC 2448RE CB</b>	99	2894	3210	4050
24 x 54 CB Pneumatic	<b>AHTCC 2454RE CB</b>	104	3057	3460	4594
24 x 60 CB Pneumatic	<b>AHTCC 2460RE CB</b>	109	3099	3516	4625
24 x 66 CB Pneumatic	<b>AHTCC 2466RE CB</b>	114	3192	3653	4998
24 x 72 CB Pneumatic	<b>AHTCC 2472RE CB</b>	119	3242	3718	5030
30 x 42 CB Pneumatic	<b>AHTCC 3042RE CB</b>	105	2960	3313	4515
30 x 48 CB Pneumatic	<b>AHTCC 3048RE CB</b>	111	2997	3360	4721
30 x 54 CB Pneumatic	<b>AHTCC 3054RE CB</b>	117	3112	3538	5451
30 x 60 CB Pneumatic	<b>AHTCC 3060RE CB</b>	123	3156	3593	5481
30 x 66 CB Pneumatic	<b>AHTCC 3066RE CB</b>	129	3312	3830	6003
30 x 72 CB Pneumatic	<b>AHTCC 3072RE CB</b>	135	3367	3907	6028
<b>Standard H</b>					
24 x 42 CB Pneumatic	<b>AHTCH 2442RE CB</b>	95	2816	3092	3913
24 x 48 CB Pneumatic	<b>AHTCH 2448RE CB</b>	99	2894	3210	4050
24 x 54 CB Pneumatic	<b>AHTCH 2454RE CB</b>	104	3057	3460	4594
24 x 60 CB Pneumatic	<b>AHTCH 2460RE CB</b>	109	3099	3516	4625
24 x 66 CB Pneumatic	<b>AHTCH 2466RE CB</b>	114	3192	3653	4998
24 x 72 CB Pneumatic	<b>AHTCH 2472RE CB</b>	119	3242	3718	5030
30 x 42 CB Pneumatic	<b>AHTCH 3042RE CB</b>	105	2960	3313	4515
30 x 48 CB Pneumatic	<b>AHTCH 3048RE CB</b>	111	2997	3360	4721
30 x 54 CB Pneumatic	<b>AHTCH 3054RE CB</b>	117	3112	3538	5451
30 x 60 CB Pneumatic	<b>AHTCH 3060RE CB</b>	123	3156	3593	5481
30 x 66 CB Pneumatic	<b>AHTCH 3066RE CB</b>	129	3312	3830	6003
30 x 72 CB Pneumatic	<b>AHTCH 3072RE CB</b>	135	3367	3907	6028

**Base Style**      **Table Description**      **Model #**      **Product Wt**



**To Order, Specify...**

- 1 Model Number
- 2 Top Material
- 3 Edge Style and Thickness
- 4 Edge Color
- 5 Additional Options



**Finish Options**

Powder Coat, Standard (Ebony only)..... n/c

**Top Options**

Special Laminate.....TSP call  
Custom Cutout (per cutout).....TCC \$ 120

**Power & Data Options**

Please reference the Power + Data Price List

**Modesty Panel Options**

Fixed.....  
up to 48"..... \$ 369  
49" to 60"..... \$ 407  
61" to 72"..... \$ 449

All prices are delivered list price effective with date printed on cover and supersedes all other published price lists. Versteel reserves the right to change prices or specifications without prior notice. Orders are accepted subject to price prevailing at time of shipment.

**versteel.com**  
Made in America  
800 876 2120