

TARIFF-FREE TABLES

Proudly crafted in the USA.
No tariff surcharge.

Tables

2026 Price List

[➔ JUMP TO PRICING](#)

VERSTEEL




Tops

Paces tables are available in round, square, rectangle, racetrack, boatshape, arc boatshape, video conference and arc video conference top shapes. Tops are available in laminate or veneer with a $\frac{7}{8}$ ", $1\frac{1}{4}$ " or $1\frac{3}{4}$ " edge thickness depending upon the top shape and size. Refer to pricing pages for edge availability.

Bases

The Paces bases have an iconic vertical line formed into the steel creating a peanut shape. The fixed apex base is used with round and square tops. Rectangle tops feature the side by side welded legs which provide better distribution of weight and balance. These bases are available either fixed or tilt-nest. The conference base is used on all larger conference tables.

Table Height

Standard table height is 29" tall.

Modesty Panels

Fixed rectangle tables can be ordered with or without a $\frac{7}{8}$ " thick modesty panel. A panel modesty is available for the tilt-nest tables.

Power + Data

To complete your specification, power and data along with wire management options can be added to your table. Refer to the Power + Data Price List.

Quickship Program

Available for select products in the Paces series. Tables must be specified with a laminate top, either a PVC edge or a flat wood edge and powder coat base finish.

The Versteel Quickship Program consists of up to 50 tables, 25 tables with modesty panels or 100 chairs in 10 working days from time of order (received by 12pm EST). Orders must be accompanied by final material and finish specifications for order entry. They must be clearly marked "Quickship" and consist of products from the program. Quickship orders cannot be changed or cancelled, and credit approval must be acquired within 24 hours.

For additional information see Versteel.com.

Laminate and Veneer, Standard Core Construction

The standard top construction consists of 45-50 lb particleboard, surfaced with a high pressure laminate or plain sliced veneer face. A backer sheet is laminated to the underside of the top. Tops are shipped pre-drilled for field installation of bases and accessories.



PVC Flat or Fluted Edge

Edge of 2mm PVC hot melt banded to the top with 1/8" radius at the top and bottom. Available with 1 1/2" radius corners or square corners.



Offered in twenty-one (21) standard colors.



Convex T-Mold Edge

Edge of 5/16" thick solid vinyl convex t-mold with 1 1/2" radius corners.

Offered in four (4) standard colors.



Wood Flat or Fluted Edge

Wood banding hot melt banded to the top with 1/8" radius at the top and bottom. Available with 1 1/2" radius corners or square corners.



Offered in Ash, Cherry, Maple or Walnut materials.



Bumper Edge

Exposed ply core banding with rubberized 5/8" width bumper in the center of profile. Corners with 1 1/2" radius are available on tables with 1 1/4" edge thickness.

Offered in black bumper standard color.



Wood Square or Fluted Edge

Edge of 1 1/4" wide solid wood with softened top and bottom edges, and square, softened mitered corners.



Offered in Ash, Cherry, Maple or Walnut materials.



Wood Bullnose Edge

Edge of 1 1/4" wide solid wood with a full bullnose edge, and 1" radius mitered corners.



Offered in Ash, Cherry, Maple or Walnut materials.



Wood Reverse Bevel Edge

Edge of 2" wide solid wood designed with a reverse sloped edge on one side and a flat wood edge on the remaining three sides for all Entourage cabinets. When specified on Elements Conference the reverse bevel detail will be on all four sides with mitered corners. Available on 1 1/4" edge thicknesses.

Offered in Ash, Cherry, Maple or Walnut materials.



Wood Ergo Edge

Edge of 1 3/4" wide (on 7/8" thick tops) or 2 1/2" wide (on 1 1/4" thick tops) solid wood designed with a sloped edge for added comfort with softened, mitered corners.



Offered in Ash, Cherry, Maple or Walnut materials.



Urethane Ergo Edge (User Side)

Edge of 1 3/4" wide molded urethane designed with a sloped ergonomic edge on one side and a 1/4" wide square urethane edge on the remaining three sides. Corners are square. Available on 7/8" edge thicknesses.

Offered in ten (10) standard colors.



Urethane/PVC Ergo Edge (User Side)

Edge of 1 3/4" wide molded urethane designed with a sloped ergonomic edge on one side and a 2mm PVC flat edge on the remaining sides. PVC corners are available in square or radius on 7/8" and 1 1/4" edge thicknesses.

Urethane offered in ten (10) colors with coordinating PVC colors.

Shipping Schedule

Standard Items

Laminate, Convex T-Mold Edge	3-5 WEEKS
Laminate, PVC Edge	3-5 WEEKS
Laminate, Wood Edge	3-5 WEEKS
Laminate, Urethane Edge	6-8 WEEKS
Veneer, Wood Edge	6-8 WEEKS
Quickship	10 WORKING DAYS

Contact Versteel Customer Service for special lead time requests.

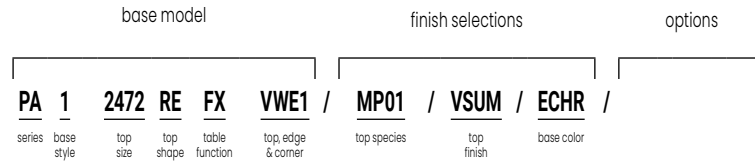
BIFMA

All Versteel products are constructed to pass the relevant ANSI/BIFMA standards. For more detailed specifications by series and base style, contact Versteel Customer Service at 800.876.2120.

Additional information regarding warranty, terms and conditions, shipping, care and maintenance, etc. can be found in the All Tables price list

To Order, Specify...

- 1 Model Number, include top and edge style
- 2 Top Material
 - a. Laminate manufacturer and color
 - b. Veneer species and finish color
- 3 Edge Style and Thickness
- 4 Edge Color
- 5 Base Color
- 6 Additional Options



A **PA1 2472REFX VWE1** is a Paces series 24" x 72" rectangle table with fixed bases, a veneer 7/8" thick top with an ergo wood edge (user side).

The codes **MP01 / VSUM / ECHR** specify a Maple top species with Sugar Maple finish and Chrome bases.

Model Number PA1 2472REFX VWE1

Orders may be sent via
Mailing Address

Versteel
 2332 Cathy Lane
 Jasper IN 47546

Contact Versteel

Email contact@versteel.com
Phone 800 876 2120
 812 634 2120

Laminate

Versteel's standard offering of laminates includes over 900 laminates from Formica, Nevamar, Pionite and Wilsonart.

Laminate manufacturers change standard offerings frequently, making it possible a standard product can become unavailable. Versteel cannot be responsible for any inconvenience this may cause.

Veneer

Paces tables are available with plain sliced Ash, Cherry, Maple and Walnut veneers.

Veneer Species

Ash	AP01	Maple.	MP01
Cherry	CP01	Walnut	WP01

Veneer Finish

Ash

Beach.	VBEA	Fog	VFOG
Chestnut.	VCHE	Pebble	VPEB
Drift	VDRI	Whisper	VWHI
Fawn	VFAW		

Cherry

Blossom Cherry	VBLC	Java Cherry.	VJAC
Cordovan Cherry	VCNC	Millwork Cherry.	VMWC
Golden Cherry	VGNC		

Maple

Caramel Maple	VCMM	Sugar Maple	VSUM
Solar Maple.	VSLM		

Walnut

Brighton Walnut	VBRW	Natural Walnut.	VNAW
Espresso Walnut.	VESW		

PVC Edge Colors

Absolute Acajou	CABA	Nimbus.	CNIM
Alloy.	CALY	Pearl	CPEA
Carbon.	CCAR	Platinum.	CPLA
Champagne	CCHA	Pralines & Cream	CPRC
Coconut	CCOC	Shadow	CSHA
Ebony.	CEBO	Snow	CSNO
Florence Walnut	CFLW	Stone	CSTO
Fossil	CFOS	Storm	CSTM
Graphite	CGRA	Whisper	CWHI
Grey.	CGRE	White Linen	CWHL
Kensington Maple.	CKEM		

T-Mold Edge Colors

Ebony.	TEBO	Nimbus.	TNIM
Graphite	TGRA	Storm	TSTM

Wood Edge Species

Ash	A01	Maple.	M01
Cherry	C01	Walnut	W01

Wood Edge Finishes

Ash

Beach.	WBEA	Fog	WFOG
Chestnut.	WCHE	Pebble	WPEB
Drift	WDRI	Whisper	WWHI
Fawn	WFAW		

Cherry

Blossom Cherry	WBLC	Java Cherry.	WJAC
Cordovan Cherry	WCNC	Millwork Cherry.	WMWC
Golden Cherry	WGNC		

Maple

Caramel Maple	WCMM	Sugar Maple	WSUM
Solar Maple.	WSLM		

Walnut

Brighton Walnut	WBRW	Natural Walnut.	WNAW
Espresso Walnut.	WESW		

Urethane Edge Colors

Alloy.	UALY	Pearl	JPEA
Ebony.	UEBO	Stone	USTO
Fossil	UFOS	Storm	USTM
Graphite	UGRA	Whisper	UWHI
Nimbus.	UNIM	White Linen	UWHL

Studio Steel®

Versteel’s “urban fabrication” process leaves the telltale signs of welding and assembly on the surface, highlighting a manufacturing aesthetic. Choosing a clear or transparent powder coat is recommended, allowing tonal striations (created as a result of extreme heat), natural textures, and the inherent qualities of raw steel to show through.

Studio Steel Process \$165

Powder Coat Finishes

All powder coat finishes in the Versteel offering have been formulated with the use of epoxy, polyester or epoxy and polyester blends to maximize the finish durability.

Powder Coat Finish Options

Powder Coat – Standard n/c
 Powder Coat – Premium (Hope). \$165
 Powder Coat – Premium (Platinum) \$488

Powder Coat Colors

AlloyPALY	MintPMNT
AmethystPAME	NavyPNAV
AnthracitePANT	Nimbus.PNIM
Black Anodized.PBLA	NutmegPNUT
BronzePBRO	◆ PacificPPAC
CalypsoPCAL	PearlPPEA
Carbon.PCAR	PebblePPEB
ChampagnePCHA	Ⓟ PlatinumPPLA
CoconutPCOC	Poppy.PPOP
◆ Copper.PCOP	◆ Raven.PRAV
CrimsonPCRI	RoyalPROY
◆ CrystalPCRY	SeasidePSEA
Daffodil.PDAF	ShipyardsPSHI
Ebony.PEBO	SilverPSIL
Forest.PFOR	SnowPSNO
FossilPFOS	StonePSTO
◆ GarnetPGAR	Storm.PSTM
◆ Gold.PGOL	Terra CottaPTEC
GraphitePGRA	WhisperPWHI
Ⓟ HopePHOP	White LinenPWHL
Kelly GreenPKEG	Powder Coat Alternative .	.OPA
◆ MattePMAT		
Mica.PMIC		

Transparent Powder Coats (indicated by ◆)

Please note that the transparent characteristics of these powders allow all natural welds and textures inherent to raw steel to be visible.

Premium Powder Coats (indicated by Ⓟ)

Versteel’s premium process uses specially formulated powder coats for a truly unique color palette.

Chrome

Versteel applies a deep luster chrome plated finish. Chrome is the most durable finish available. Specify Chrome and add \$165 list per table.

Chrome ECHR

Nickel

Versteel applies a nickel plated finish with a clear coat applied for durability. Specify Nickel and add \$223 list per table.

Nickel ENKL

Finish Reference & Samples

For finish color reference, please refer to our website. Contact Versteel Customer Service to receive actual color samples for color matches and final color approval.

Special Laminate**Call for quotation**

Specify code **TSP** (Special Laminate), indicate the quoted charges per table

Special laminates and patterns can be specified as an option. To specify, contact Versteel Customer Service for availability and pricing.

NOTE LAMINATES IN STANDARD COLORS AND TEXTURES FROM FORMICA, NEVAMAR, PIONITE AND WILSONART ARE STANDARD

CAUTION LAMINATE MANUFACTURERS CHANGE STANDARD OFFERINGS FREQUENTLY, MAKING IT POSSIBLE A STANDARD PRODUCT CAN BECOME UNAVAILABLE. VERSTEEL CANNOT BE RESPONSIBLE FOR ANY INCONVENIENCE THIS MAY CAUSE.

Custom PVC Color Match**Call for quotation / one time charge per color, per order**

Specify code **OCF** (Custom PVC Color Match), add cost from Versteel quotation

PVC Color Match can be the selection of a color that is available from a Versteel supplier or a new custom color developed for the order. Minimum footage requirements mean that the amount of material needed for your order will effect the cost.

For PVC Color Matching you must supply a color reference sample. Versteel will review the sample for possible existing colors available and send a sample for customer approval. If no color match exists, a custom match will be developed and sampled for customer approval before a production schedule is established.

Custom T-Mold Color Match**Call for quotation / one time charge per color, per order**

Specify code **OCT** (Custom T-Mold Color Match), add cost from Versteel quotation

T-Mold Color Match can be the selection of a color that is available from a Versteel supplier or a new custom color developed for the order. Minimum footage requirements mean that the amount of material needed for your order will effect the cost.

For T-Mold Color Matching you must supply a color reference sample. Versteel will review the sample for possible existing colors available and send a sample for customer approval. If no color match exists, a custom match will be developed and sampled for customer approval before a production schedule is established.

Custom Urethane Edge**Call for quotation / one time charge per color, per order**

Specify code **OCU** (Custom Urethane Color Match), add cost from Versteel quotation

For Urethane Color Matching you must supply a color reference sample. A custom match will be developed and sampled for customer approval before a production schedule is established.

Powder Coat Alternative**Call for quotation**

Specify code **OPA** (Powder Coat Alternative), add cost from Versteel quotation

Powder Coat Alternative is available from Versteel. The entire RAL color reference along with hundreds of other color and finishes are available.

For Powder Coat Alternative matching, you must supply a color reference sample, or an RAL number. Versteel will review the sample for possible existing colors available and send a sample for customer approval. If no color match exists a custom match can be developed. Call Versteel Customer Service for associated upcharges on custom color development.

Stain Finish Match**\$996 / one time charge per finish, per order**

Specify code **OSM** (Stain Finish Match), add \$996.00 list per finish, per order

Alternative Stain Finishes are available for veneer and wood edged tops.

For Stain Finish Matching you must supply two 4" x 4" finish color and grain reference samples. An expertly finish matched sample will be provided for customer approval.

Veneer and Wood Edge Alternatives**Call for quotation**

For veneer and wood edge requirements other than the standard plain sliced Ash, Cherry, Maple and Walnut, contact Versteel Customer Service. Versteel is adept at working with a host of domestic and exotic materials. From inlays, figures, pie cuts and special edge profiles, to custom fill levels and sheens, each top is created using the best of technology and old world craftsmanship. The items you only imagined or expected to only be available from a millwork shop are now just another part of your Versteel order. Call Versteel Customer Service for availability and quotation.

Wood Finish Alternatives**Call for quotation**

When veneer tables are required to have a finish other than the standard natural grain fill level finish appearance, semi-filled or full-filled finishes are available by requesting a quote from Versteel. Call Versteel Customer Service for availability and quotation.

Table Top and Edge Alternatives

Table tops and/or edges can be produced in alternative materials if desired. Contact Versteel Customer Service for pricing and availability.

Alternate Core Construction

Alternate core constructions are available, including medium density fiberboard (MDF), and cores that contain no urea formaldehyde. Contact Versteel Customer Service for pricing and availability.

NOTE CUSTOMS OR ALTERNATIVES MAY AFFECT STANDARD PRODUCTION SCHEDULES

Casters - Dual Wheel Black Hard Wheel**\$171 / table**

Specify code **CAS66** (Dual Wheel Black Hard Wheel Casters), add \$171.00 list per table

Dual wheel, black hard wheel, 3" diameter, locking casters are available on PA2 and PA1 base styles. Each is fitted into a reinforced caster receiver and must be specified at time of order. Caster option does not change the overall height of the table. See individual product pages for availability.

**Casters - Dual Wheel Black Soft Wheel****\$171 / table**

Specify code **CAS42** (Dual Wheel Black Soft Wheel Casters), add \$171.00 list per table

Dual wheel, black soft wheel, 3" diameter, locking casters are available on PA2 and PA1 base styles. Each is fitted into a reinforced caster receiver and must be specified at time of order. Caster option does not change the overall height of the table. See individual product pages for availability.

**Casters - Dual Wheel Two-Tone Soft Wheel****\$171 / table**

Specify code **CAS43** (Dual Wheel Two-Tone Soft Wheel Casters), add \$171.00 list per table

Dual wheel, two-tone soft wheel, 3" diameter, locking casters are available on PA2 and PA1 base styles. Each is fitted into a reinforced caster receiver and must be specified at time of order. Caster option does not change the overall height of the table. See individual product pages for availability.

**Two-Piece Top (120")****\$629 / table**

Specify code **T2P** (Two-Piece Top), add \$629.00 list per table

Standard Versteel tables in lengths up to 120" are a seamless, single piece top. When the two-piece option is specified, the splice joint edge is unfinished, table shipped with necessary hardware. Any table over 120" long will be produced as a two-piece top.

Top Custom Cutout**\$120 / cutout**

Specify code **TCC** (Top Custom Cutout), add \$120.00 list per cutout

Top Custom Cutout requires a drawing for production and is subject to approvals.

Table Link - Ends Only**\$135 / table**

Specify code **TLE** (Table Link - Ends Only), add \$135.00 list per table

Table Link is for linking Versteel table configurations in typical room situations. Specify Table Link - Ends Only when your configuration requires linking on the table ends only. Available on tables with PVC, 3mm Wood, Wood Square, Wood Fluted and Ergo user side edge details. Table Link - Ends Only is included with electrical package options. This will prevent the accidental disconnection of power supply to adjacent tables.

**Panel Modesty, Laminate****\$412 / each**

Specify code **MPL** (Panel Modesty, Laminate), add \$412 list per table.

Available on Tilt-Nest tables, the Panel Modesty, Laminate is specified with the table. Length of modesty is determined by the table size. Inserts are included in the table top with hook brackets and handwheels are factory installed. Panel is hung from hook brackets after the table is assembled. Panel Modesty finishes match table top finish selections. When table is tilted or nested the Panel Modesty tilts against the leg.

**Panel Modesty, Veneer****\$1022 / each**

Specify code **MPV** (Panel Modesty, Veneer), add \$1022.00 list per table.

Available on Tilt-Nest tables, the Panel Modesty, Veneer is specified with the table. Length of modesty is determined by the table size. Inserts are included in the table top with hook brackets and handwheels are factory installed. Panel is hung from hook brackets after the table is assembled. Panel Modesty finishes match table top finish selections. When table is tilted or nested the Panel Modesty tilts against the leg.
















Questions?

800 876 2120

OS Quickship Program Product
For Quickship specification details,
visit www.versteel.com/quickship

top > edge >	Laminate PVC	Laminate T-Mold	Laminate Wood	Laminate Soft PVC	Laminate 1 1/2" Wood	Laminate 1 1/2" Wood
	Flat	Convex	Flat	Bumper	Square	Bullnose
edge ordering code >	 LP1R LP2R	 LT1 LT2	 LW1R LW2R	 LB1R LB2R	 LWS1 LWS2	 LWB1 LWB2
top thickness >	7/8" 1 1/4"	7/8" 1 1/4"	7/8" 1 1/4"	7/8" 1 1/4"	7/8" 1 1/4"	7/8" 1 1/4"
edge ordering code >	 LPF1R LPF2R		 LWF1R LWF2R	 LMRA2R	 LWF1 LWF2	
top thickness >	7/8" 1 1/4"		7/8" 1 1/4"	1 1/4"	7/8" 1 1/4"	
top thickness price >	7/8" 1 1/4"	7/8" 1 1/4"	7/8" 1 1/4"	1 1/4"	7/8" 1 1/4"	7/8" 1 1/4"

Base Style	Table Description	Model #	OS	Product Wt	7/8"	1 1/4"	7/8"	1 1/4"	7/8"	1 1/4"
 PA2	30 Apex	PA2 30RDFX	OS	43	1488	1494	1819	1837	2112	2125
	36 Apex	PA2 36RDFX	OS	53	1554	1580	1970	1994	2345	2368
	42 Apex	PA2 42RDFX	OS	69		1777		2461		2918
	48 Apex	PA2 48RDFX	OS	84		1931		2634		3110

To Order, Specify...

- 1 Model Number
- 2 Top Material
- 3 Edge Style and Thickness
- 4 Edge Color
- 5 Base Color
- 6 Additional Options



Laminate Wood		Veneer Wood		Veneer 1 1/2" Wood		Veneer 1 1/2" Wood		Veneer Wood	
Ergo		Flat		Square		Bullnose		Ergo	
LWE1	LWE2	VW1R	VW2R	VWS1	VWS2	VWB1	VWB2	VWE1	VWE2
7/8"	1 1/4"	7/8"	1 1/4"	7/8"	1 1/4"	7/8"	1 1/4"	7/8"	1 1/4"
Reverse Bevel		Fluted		Fluted					
LWR1		VWF1R	VWF2R	VWF1	VWF2				
7/8"		7/8"	1 1/4"	7/8"	1 1/4"				
7/8"	1 1/4"	7/8"	1 1/4"	7/8"	1 1/4"			7/8"	1 1/4"
2424	2434	2746	2765	2962		2973		3271	3283
2696	2716	3059	3083	3310		3334		3659	3681
	3367		3701			3997			4448
	3634		4171			4523			5049

Base Options

	Code	Price
Casters (4), Dual Wheel Black Hard Wheel	CAS66	\$ 171
Casters (4), Dual Wheel Black Soft Wheel	CAS42	\$ 171
Casers (4), Dual Wheel Two-Tone Soft Wheel	CAS43	\$ 171

Finish Options

Chrome	\$ 165
Nickel	\$ 223
Powder Coat, Standard	n/c
Powder Coat, Premium	\$ 165
Platinum	\$ 488

Top Options

Special Laminate	TSP	call
Custom Cutout (per cutout)	TCC	\$ 120

Power + Data Options

Please reference the Power + Data Price List

Wire Management Options

Plastic Legway	WPL	\$ 78
1 Round Grommet, Location K (only available on 42" and 48")	WRK	\$ 76
1 Round Grommet, Provide Location Print	WRG	\$ 76



Laminate Wood		Veneer Wood		Veneer 1 1/4" Wood		Veneer 1 1/2" Wood		Veneer Wood	
Ergo (all sides)		Flat		Square		Bullnose		Ergo (all sides)	
LWE1 7/8"	LWE2 1 1/4"	VW1R 7/8"	VW2R 1 1/4"	VWS1 7/8"	VWS2 1 1/4"	VWB1 7/8"	VWB2 1 1/4"	VWE1 7/8"	VWE2 1 1/4"
Reverse Bevel		Fluted		Fluted					
LWR1 7/8"		VWF1R 7/8"	VWF2R 1 1/4"	VWF1 7/8"	VWF2 1 1/4"				
7/8"	1 1/4"	7/8"	1 1/4"	7/8"	1 1/4"			7/8"	1 1/4"
2369	2376	2582	2606	2780	2787	3046	3052		
2615	2638	2856	2881	3093	3116	3390	3410		
	3109		3264			3547		3885	
	3310		3668			4004		4385	

Base Options

Code Price

- Casters (4), Dual Wheel Black Hard Wheel CAS66 \$ 171
- Casters (4), Dual Wheel Black Soft Wheel CAS42 \$ 171
- Casters (4), Dual Wheel Two-Tone
Soft Wheel CAS43 \$ 171

Finish Options

- Chrome \$ 165
- Nickel \$ 223
- Powder Coat, Standard n/c
- Powder Coat, Premium \$ 165
- Platinum \$ 488

Top Options

- Special Laminate TSP call
- Custom Cutout (per cutout) TCC \$ 120

Power + Data Options

Please reference the Power + Data Price List

Wire Management Options

- Plastic Legway WPL \$ 78
- 1 Round Grommet, Location K WRK \$ 76
(only available on 36, 42" and 48")
- 1 Round Grommet, Provide Location Print WRG \$ 76



Laminate Wood	Veneer Wood	Veneer 1 1/2" Wood	Veneer 1 1/2" Wood	Veneer Wood
Ergo (user side only) LWEI 7/8"	Flat VWIR or VWIS 7/8"	Square VWSI 7/8"	Bullnose VWB1 7/8"	Ergo (user side only) VWEI 7/8"
Reverse Bevel LWRI 7/8"	Fluted VWFIR or VWFIS 7/8"	Fluted VWFI 7/8"		
7/8"	7/8"	7/8"		7/8"
2056	2128	2272		2550
2455	2531	2668		2948
2111	2187	2327		2609
2493	2567	2706		2984
2344	2388	2550		2846
2770	2812	2975		3267
2543	2499	2677		3008
3008	2967	3143		3475

Base Options

	Code	Price
Casters (4), Dual Wheel Black Hard Wheel	CAS66	\$ 171
Casters (4), Dual Wheel Black Soft Wheel	CAS42	\$ 171
Casters (4), Dual Wheel Two-Tone Soft Wheel	CAS43	\$ 171

Finish Options

Chrome	\$ 165
Nickel	\$ 223
Powder Coat, Standard	n/c
Powder Coat, Premium	\$ 165
Platinum	\$ 488

Top Options

Table Link (ends only)	TLE	\$ 135
Special Laminate	TSP	call
Custom Cutout (per cutout)	TCC	\$ 120

Modesty Options

Panel, Laminate (Tilt/Nest only)	MPL	\$ 412
Panel, Veneer (Tilt/Nest only)	MPV	\$ 1022

Power + Data Options

Please reference the Power + Data Price List

Wire Management Options

Plastic Legway	WPL	\$ 78
1 Oval Brush Grommet, Location A	WOA	\$ 97
2 Oval Brush Grommets, Location D	WOD	\$ 194
2 Oval Brush Grommets, Location E	WOE	\$ 194
1 Oval Brush Grommet, Provide Location Print	WOG	\$ 97
1 Round Grommet, Location A	WRA	\$ 76
2 Round Grommets, Location D	WRD	\$ 152
2 Round Grommets, Location E	WRE	\$ 152
1 Round Grommet, Provide Location Print	WRG	\$ 76



Laminate Wood	Veneer Wood	Veneer 1 1/2" Wood	Veneer 1 1/2" Wood	Veneer Wood
Ergo (user side only) LWEI 7/8"	Flat VWIR or VWIS 7/8"	Square VWSI 7/8"	Bullnose VWBI 7/8"	Ergo (user side only) VWEI 7/8"
Reverse Bevel LWRI 7/8"	Fluted VWFIR or VWFIS 7/8"	Fluted VWFI 7/8"		
7/8"	7/8"	7/8"		7/8"
2932	2723	2923		3272
3777	3492	3698		4044
3039	2906	3140		3514
3782	3649	3885		4257
3127	2997	3230		3600
4253	3684	3917		4290

Base Options

	Code	Price
Casters (4), Dual Wheel Black Hard Wheel	CAS66	\$ 171
Casters (4), Dual Wheel Black Soft Wheel	CAS42	\$ 171
Casters (4), Dual Wheel Two-Tone Soft Wheel	CAS43	\$ 171

Finish Options

Chrome	\$ 165
Nickel	\$ 223
Powder Coat, Standard	n/c
Powder Coat, Premium	\$ 165
Platinum	\$ 488

Top Options

Table Link (ends only)	TLE	\$ 135
Special Laminate	TSP	call
Custom Cutout (per cutout)	TCC	\$ 120

Modesty Options

Panel, Laminate (Tilt/Nest only)	MPL	\$ 412
Panel, Veneer (Tilt/Nest only)	MPV	\$ 1022

Power + Data Options

Please reference the Power + Data Price List

Wire Management Options

Plastic Legway	WPL	\$ 78
1 Oval Brush Grommet, Location A	WOA	\$ 97
2 Oval Brush Grommets, Location D	WOD	\$ 194
2 Oval Brush Grommets, Location E	WOE	\$ 194
1 Oval Brush Grommet, Provide Location Print	WOG	\$ 97
1 Round Grommet, Location A	WRA	\$ 76
2 Round Grommets, Location D	WRD	\$ 152
2 Round Grommets, Location E	WRE	\$ 152
1 Round Grommet, Provide Location Print	WRG	\$ 76



Questions?

800 876 2120










OS Quickship Program Product
For Quickship specification details,
visit www.versteel.com/quickship

top >
edge >

edge ordering code (radius corner) >
or
edge ordering code (square corner) >
top thickness >

edge ordering code (radius corner) >
or
edge ordering code (square corner) >
top thickness >

top thickness price >

Laminate PVC	Laminate T-Mold	Laminate Wood	Laminate Soft PVC	Laminate 1 1/2" Wood	Laminate 1 1/2" Wood
Flat	Convex	Flat	Bumper	Square	Bullnose
 LP1R or LP1S 7/8"	 LTI 1 7/8"	 LW1R or LW1S 7/8"	 LB1R 7/8"	 LWS1 7/8"	 LWB1 7/8"
 LPF1R or LPF1S 7/8"		 LWF1R or LWF1S 7/8"		 LWF1 7/8"	
	7/8"		7/8"		7/8"

Base Style



Table Description	Model #	Product Wt
24 x 42 Fix	PA1 2442REFX	46
24 x 42 Tilt-Nest	PA1 2442RETN	49
24 x 48 Fix	PA1 2448REFX	49
24 x 48 Fix w/FixMod	PA1 2448REFX XM	64
24 x 48 Fix w/RemMod	PA1 2448REFX RM	64
24 x 48 Fix w/Fix LightweightFormMod	PA1 2448REFX XL	64
24 x 48 Fix w/Rem LightweightFormMod	PA1 2448REFX RL	64
24 x 48 Fix w/FixFormMod	PA1 2448REFX XF	64
24 x 48 Tilt-Nest	PA1 2448RETN	53
24 x 60 Fix	PA1 2460REFX	58
24 x 60 Fix w/FixMod	PA1 2460REFX XM	73
24 x 60 Fix w/RemMod	PA1 2460REFX RM	73
24 x 60 Fix w/Fix LightweightFormMod	PA1 2460REFX XL	72
24 x 60 Fix w/Rem LightweightFormMod	PA1 2460REFX RL	72
24 x 60 Fix w/FixFormMod	PA1 2460REFX XF	85
24 x 60 Tilt-Nest	PA1 2460RETN	64
24 x 72 Fix	PA1 2472REFX	65
24 x 72 Fix w/FixMod	PA1 2472REFX XM	84
24 x 72 Fix w/RemMod	PA1 2472REFX RM	84
24 x 72 Fix w/Fix LightweightFormMod	PA1 2472REFX XL	84
24 x 72 Fix w/Rem LightweightFormMod	PA1 2472REFX RL	84
24 x 72 Fix w/FixFormMod	PA1 2472REFX XF	99
24 x 72 Tilt-Nest	PA1 2472RETN	71

To Order, Specify...

- 1 Model Number
- 2 Top Material
- 3 Edge Style and Thickness
- 4 Edge Color
- 5 Base Color
- 6 Additional Options



Laminate Wood	Laminate Urethane	Laminate Urethane/PVC	Veneer Wood	Veneer 1 1/4" Wood	Veneer 1 1/4" Wood	Veneer Wood
Ergo (user side only) LWEI 7/8"	Ergo (user side only) LUEI 7/8"	Ergo (user side only) LUPEIR or LUPEIS 7/8"	Flat VWIR or VWIS 7/8"	Square VWSI 7/8"	Bullnose VWBI 7/8"	Ergo (user side only) VWEI 7/8"
Reverse Bevel LWRI 7/8"	1/4" urethane on remaining sides	PVC on remaining sides	Fluted VWFIR or VWFIS 7/8"	Fluted VWFI 7/8"		
7/8"	7/8"	7/8"	7/8"	7/8"		7/8"
2078	1643	2103	1643	2294		2573
2455	1971	2478	1971	2668		2948
2134	1715	2201	1715	2350		2626
		2768				
		2812				
		2812				
		2812				
		2953				
2493	1997	2559	2567	2706		2984
2366	1827	2455	2410	2571		2866
		2978				
		3055				
		3055				
		3055				
		3179				
2770	2256	2854	2812	2975		3267
2564	1891	2658	2521	2699		3028
		3360				
		3392				
		3392				
		3392				
		3457				
3008	2295	3103	2967	3143		3475

Base Options

	Code	Price
Casters (4), Dual Wheel Black Hard Wheel	CAS66	\$ 171
Casters (4), Dual Wheel Black Soft Wheel	CAS42	\$ 171
Casters (4), Dual Wheel Two-Tone		
Soft Wheel	CAS43	\$ 171

Finish Options

Chrome	\$ 165
Nickel	\$ 223
Powder Coat, Standard	n/c
Powder Coat, Premium	\$ 165
Platinum	\$ 488

Top Options

Table Link (ends only)	TLE	\$ 135
Special Laminate	TSP	call
Custom Cutout (per cutout)	TCC	\$ 120

Modesty Options

Panel, Laminate (Tilt/Nest only)	MPL	\$ 412
Panel, Veneer (Tilt/Nest only)	MPV	\$ 1022

Power + Data Options

Please reference the Power + Data Price List

Wire Management Options

Plastic Legway	WPL	\$ 78
1 Oval Brush Grommet, Location A	WOA	\$ 97
2 Oval Brush Grommets, Location D	WOD	\$ 194
2 Oval Brush Grommets, Location E	WOE	\$ 194
1 Oval Brush Grommet, Provide Location Print	WOG	\$ 97
1 Round Grommet, Location A	WRA	\$ 76
2 Round Grommets, Location D	WRD	\$ 152
2 Round Grommets, Location E	WRE	\$ 152
1 Round Grommet, Provide Location Print	WRG	\$ 76



Questions?











800 876 2120

Quickship Program Product
For Quickship specification details,
visit www.versteel.com/quickship

edge ordering code (radius corner) >
or
edge ordering code (square corner) >
top thickness >

edge ordering code (radius corner) >
or
edge ordering code (square corner) >
top thickness >
top thickness price >

top >
edge >

Laminate PVC	Laminate T-Mold	Laminate Wood	Laminate Soft PVC	Laminate 1 1/2" Wood	Laminate 1 1/2" Wood	
Flat	Convex	Flat	Bumper	Square	Bullnose	
 LP1R or LP1S 7/8"	 LTI 1 7/8"	 LW1R or LW1S 7/8"	 LB1R 7/8"	 LWS1 7/8"	 LWB1 7/8"	
Fluted		Fluted		Fluted		
 LP1FR or LP1FS 7/8"		 LW1FR or LW1FS 7/8"		 LWF1 7/8"		
	7/8"		7/8"		7/8"	
Base Style	Table Description	Model #	Product Wt			
 PA1	24 x 84 Fix	PA1 2484REFX	≅OS 73	1576	2094	2446
	24 x 84 Fix w/FixMod	PA1 2484REFX XM	≅OS 95	2143	3380	
	24 x 84 Fix w/RemMod	PA1 2484REFX RM	≅OS 95	2178	3417	
	24 x 84 Tilt-Nest	PA1 2484RETN	≅OS 80	2325	2843	3193
	24 x 90 Fix	PA1 2490REFX	≅OS 77	1658	2259	2663
	24 x 90 Fix w/FixMod	PA1 2490REFX XM	≅OS 102	2224	3543	
	24 x 90 Fix w/RemMod	PA1 2490REFX RM	≅OS 102	2259	3580	
	24 x 90 Tilt-Nest	PA1 2490RETN	≅OS 84	2377	2978	3383
	24 x 96 Fix	PA1 2496REFX	≅OS 81	1744	2346	2749
	24 x 96 Fix w/FixMod	PA1 2496REFX XM	≅OS 107	2310	3632	
	24 x 96 Fix w/RemMod	PA1 2496REFX RM	≅OS 107	2345	3670	
	24 x 96 Tilt-Nest	PA1 2496RETN	≅OS 88	2413	3013	3420

To Order, Specify...

- 1 Model Number
- 2 Top Material
- 3 Edge Style and Thickness
- 4 Edge Color
- 5 Base Color
- 6 Additional Options



Laminate Wood	Laminate Urethane	Laminate Urethane/PVC	Veneer Wood	Veneer 1 1/4" Wood	Veneer 1 1/4" Wood	Veneer Wood
Ergo (user side only) LWEI 7/8"	Ergo (user side only) LUEI 7/8"	Ergo (user side only) LUPEIR or LUPEIS 7/8"	Flat VWIR or VWIS 7/8"	Square VWSI 7/8"	Bullnose VWBI 7/8"	Ergo (user side only) VWEI 7/8"
Reverse Bevel LWRI 7/8"	1/4" urethane on remaining sides	PVC on remaining sides	Fluted VWFIR or VWFIS 7/8"	Fluted VWFI 7/8"		
7/8"	7/8"	7/8"	7/8"	7/8"		7/8"
3027		3265 3750 3807	2744	2946		3294
3777		4014	3492	3698		4044
3061		3311 4110 4169	2931	3162		3539
3782		4028	3649	3885		4257
3152		3396 4212 4255	3020	3253		3625
4253		4067	3684	3917		

Base Options

	Code	Price
Casters (4), Dual Wheel Black Hard Wheel	CAS66	\$ 171
Casters (4), Dual Wheel Black Soft Wheel	CAS42	\$ 171
Casters (4), Dual Wheel Two-Tone		
Soft Wheel	CAS43	\$ 171

Finish Options

Chrome	\$ 165
Nickel	\$ 223
Powder Coat, Standard	n/c
Powder Coat, Premium	\$ 165
Platinum	\$ 488

Top Options

Table Link (ends only)	TLE	\$ 135
Special Laminate	TSP	call
Custom Cutout (per cutout)	TCC	\$ 120

Modesty Options

Panel, Laminate (Tilt/Nest only)	MPL	\$ 412
Panel, Veneer (Tilt/Nest only)	MPV	\$ 1022

Power + Data Options

Please reference the Power + Data Price List

Wire Management Options

Plastic Legway	WPL	\$ 78
1 Oval Brush Grommet, Location A	WOA	\$ 97
2 Oval Brush Grommets, Location D	WOD	\$ 194
2 Oval Brush Grommets, Location E	WOE	\$ 194
1 Oval Brush Grommet, Provide Location Print	WOG	\$ 97
1 Round Grommet, Location A	WRA	\$ 76
2 Round Grommets, Location D	WRD	\$ 152
2 Round Grommets, Location E	WRE	\$ 152
1 Round Grommet, Provide Location Print	WRG	\$ 76



Questions?

800 876 2120










Quickship Program Product
For Quickship specification details,
visit www.versteel.com/quickship

top >
edge >

edge ordering code (radius corner) >
or
edge ordering code (square corner) >
top thickness >

edge ordering code (radius corner) >
or
edge ordering code (square corner) >
top thickness >

top thickness price >

Laminate PVC	Laminate T-Mold	Laminate Wood	Laminate Soft PVC	Laminate 1 1/2" Wood	Laminate 1 1/2" Wood
Flat	Convex	Flat	Bumper	Square	Bullnose
 LP1R or LP1S 7/8"	 LTI 7/8"	 LW1R or LW1S 7/8"	 LB1R 7/8"	 LWS1 7/8"	 LWB1 7/8"
 LPF1R or LPF1S 7/8"		 LWF1R or LWF1S 7/8"		 LWF1 7/8"	
	7/8"		7/8"		7/8"

Base Style



PAI

Table Description	Model #	Product Wt
30 x 42 Fix	PAI 3042REFX	50
30 x 42 Tilt-Nest	PAI 3042RETN	55
30 x 48 Fix	PAI 3048REFX	54
30 x 48 Fix w/FixMod	PAI 3048REFX XM	70
30 x 48 Fix w/RemMod	PAI 3048REFX RM	70
30 x 48 Fix w/Fix LightweightFormMod	PAI 3048REFX XL	70
30 x 48 Fix w/Rem LightweightFormMod	PAI 3048REFX RL	70
30 x 48 Fix w/FixFormMod	PAI 3048REFX XF	70
30 x 48 Tilt-Nest	PAI 3048RETN	59
30 x 60 Fix	PAI 3060REFX	64
30 x 60 Fix w/FixMod	PAI 3060REFX XM	79
30 x 60 Fix w/RemMod	PAI 3060REFX RM	79
30 x 60 Fix w/Fix LightweightFormMod	PAI 3060REFX XL	79
30 x 60 Fix w/Rem LightweightFormMod	PAI 3060REFX RL	79
30 x 60 Fix w/FixFormMod	PAI 3060REFX XF	91
30 x 60 Tilt-Nest	PAI 3060RETN	72
30 x 72 Fix	PAI 3072REFX	73
30 x 72 Fix w/FixMod	PAI 3072REFX XM	92
30 x 72 Fix w/RemMod	PAI 3072REFX RM	92
30 x 72 Fix w/Fix LightweightFormMod	PAI 3072REFX XL	92
30 x 72 Fix w/Rem LightweightFormMod	PAI 3072REFX RL	92
30 x 72 Fix w/FixFormMod	PAI 3072REFX XF	106
30 x 72 Tilt-Nest	PAI 3072RETN	81

To Order, Specify...

- 1 Model Number
- 2 Top Material
- 3 Edge Style and Thickness
- 4 Edge Color
- 5 Base Color
- 6 Additional Options



Laminate Wood	Laminate Urethane	Laminate Urethane/PVC	Veneer Wood	Veneer 1 1/4" Wood	Veneer 1 1/4" Wood	Veneer Wood
Ergo (user side only) LWEI 7/8"	Ergo (user side only) LUEI 7/8"	Ergo (user side only) LUPEIR or LUPEIS 7/8"	Flat VWIR or VWIS 7/8"	Square VWSI 7/8"	Bullnose VWBI 7/8"	Ergo (user side only) VWEI 7/8"
Reverse Bevel LWRI 7/8"	1/4" urethane on remaining sides	PVC on remaining sides	Fluted VWFIR or VWFIS 7/8"	Fluted VWFI 7/8"		
7/8"	7/8"	7/8"	7/8"	7/8"		7/8"
2026	1669	2259	2142	2280		2543
2483	2118	2713	2594	2735		3000
2280	1740	2345	2355	2517		2810
		2900				
		2941				
		2941				
		3047				
2691	2206	2753	2770	2927		3219
2517	1882	2612	2582	2764		3098
		3137				
		3264				
		3264				
		3264				
		3423				
3115	2405	3205	3177	3358		3692
2831	1992	2884	2824	3031		3312
		3566				
		3619				
		3619				
		3619				
		3696				
3471	2506	3522	3460	3668		3947

Base Options

	Code	Price
Casters (4), Dual Wheel Black Hard Wheel	CAS66	\$ 171
Casters (4), Dual Wheel Black Soft Wheel	CAS42	\$ 171
Casters (4), Dual Wheel Two-Tone		
Soft Wheel	CAS43	\$ 171

Finish Options

Chrome	\$ 165
Nickel	\$ 223
Powder Coat, Standard	n/c
Powder Coat, Premium	\$ 165
Platinum	\$ 488

Top Options

Table Link (ends only)	TLE	\$ 135
Special Laminate	TSP	call
Custom Cutout (per cutout)	TCC	\$ 120

Modesty Options

Panel, Laminate (Tilt/Nest only)	MPL	\$ 412
Panel, Veneer (Tilt/Nest only)	MPV	\$ 1022

Power + Data Options

Please reference the Power + Data Price List

Wire Management Options

Plastic Legway	WPL	\$ 78
1 Oval Brush Grommet, Location A	WOA	\$ 97
2 Oval Brush Grommets, Location D	WOD	\$ 194
2 Oval Brush Grommets, Location E	WOE	\$ 194
1 Oval Brush Grommet, Provide Location Print	WOG	\$ 97
1 Round Grommet, Location A	WRA	\$ 76
2 Round Grommets, Location D	WRD	\$ 152
2 Round Grommets, Location E	WRE	\$ 152
1 Round Grommet, Provide Location Print	WRG	\$ 76



Laminate Wood	Laminate Urethane	Laminate Urethane/PVC	Veneer Wood	Veneer 1 1/4" Wood	Veneer 1 1/2" Wood	Veneer Wood
Ergo (user side only) LWEI 7/8"	Ergo (user side only) LUEI 7/8"	Ergo (user side only) LUPEIR or LUPEIS 7/8"	Flat VWIR or VWIS 7/8"	Square VWSI 7/8"	Bullnose VWBI 7/8"	Ergo (user side only) VWEI 7/8"
Reverse Bevel LWRI 7/8"	1/4" urethane on remaining sides	PVC on remaining sides	Fluted VWFIR or VWFIS 7/8"	Fluted VWFI 7/8"		
7/8"	7/8"	7/8"	7/8"	7/8"		7/8"
3163		3382 3959 4004	3039	3272		3634
4253		4364	4025	4253		4618
3399		3576 4368 4412	3280	3549		3932
4355		4528	4233	4498		4883
3490		3665 4472 4515	3368	3634		4020
4392		4561	4268	4535		4919

Base Options

	Code	Price
Casters (4), Dual Wheel Black Hard Wheel	CAS66	\$ 171
Casters (4), Dual Wheel Black Soft Wheel	CAS42	\$ 171
Casters (4), Dual Wheel Two-Tone		
Soft Wheel	CAS43	\$ 171

Finish Options

Chrome	\$ 165
Nickel	\$ 223
Powder Coat, Standard	n/c
Powder Coat, Premium	\$ 165
Platinum	\$ 488

Top Options

Table Link (ends only)	TLE	\$ 135
Special Laminate	TSP	call
Custom Cutout (per cutout)	TCC	\$ 120

Modesty Options

Panel, Laminate (Tilt/Nest only)	MPL	\$ 412
Panel, Veneer (Tilt/Nest only)	MPV	\$ 1022

Power + Data Options

Please reference the Power + Data Price List

Wire Management Options

Plastic Legway	WPL	\$ 78
1 Oval Brush Grommet, Location A	WOA	\$ 97
2 Oval Brush Grommets, Location D	WOD	\$ 194
2 Oval Brush Grommets, Location E	WOE	\$ 194
1 Oval Brush Grommet, Provide Location Print	WOG	\$ 97
1 Round Grommet, Location A	WRA	\$ 76
2 Round Grommets, Location D	WRD	\$ 152
2 Round Grommets, Location E	WRE	\$ 152
1 Round Grommet, Provide Location Print	WRG	\$ 76



Questions?

800 876 2120







Ⓢ Indicates Number of Bases
Ⓢ Quickship Program Product
 For Quickship specification details,
 visit www.versteel.com/quickship


top >
edge >

edge ordering code (radius corner) >
or
edge ordering code (square corner) >
top thickness >

edge ordering code (radius corner) >
or
edge ordering code (square corner) >
top thickness >

top thickness price >







Laminate PVC	Laminate T-Mold	Laminate Wood	Laminate Soft PVC	Laminate 1 1/2" Wood	Laminate 1 1/2" Wood
Flat	Convex	Flat	Bumper	Square	Bullnose
					
LP2R or LP2S 1 1/4"	LP3R or LP3S 1 3/4"	LT2 LT3 1 1/4" 1 3/4"	LW2R or LW2S 1 1/4"	LB2R 1 1/4"	LWS2 LWS3 1 1/4" 1 3/4"
LWB2 LWB3 1 1/4" 1 3/4"		LWF2R or LWF2S 1 1/4"	LMRA2R or LMRA2S 1 1/4"	LWF2 LWF3 1 1/4" 1 3/4"	LWR2 1 1/4" only
1 1/4"	1 3/4"	1 1/4"	1 1/4"	1 1/4"	1 3/4"

Base Style	Table Description	Model #	Product Wt
 PA3	42 x 72 Fix	PA3 4272REFX Ⓢ	138
	42 x 84 Fix	PA3 4284REFX Ⓢ	156
	42 x 96 Fix	PA3 4296REFX Ⓢ	191
	48 x 96 Fix	PA3 4896REFX Ⓢ	210
	48 x 120 Fix	PA3 48120REFX Ⓢ	249
	48 x 144 Fix	PA3 48144REFX Ⓢ	306
	48 x 192 Fix	PA3 48192REFX Ⓢ	385
	60 x 120 Fix	PA3 60120REFX Ⓢ	298
	60 x 144 Fix	PA3 60144REFX Ⓢ	365
	60 x 192 Fix	PA3 60192REFX Ⓢ	463
	60 x 240 Fix	PA3 60240REFX Ⓢ	579

To Order, Specify...

- 1 Model Number
- 2 Top Material
- 3 Edge Style and Thickness
- 4 Edge Color
- 5 Base Color
- 6 Additional Options



Veneer Wood	Veneer 1 1/4" Wood	Veneer 1 1/4" Wood
Flat  VW2R or VW2S 1 1/4"	Square  VWS2 VWS3 1 1/4" 1 3/4"	Bullnose  VWB2 VWB3 1 1/4" 1 3/4"
Fluted  VWF2R or VWF2S 1 1/4"	Fluted  VWF2 VWF3 1 1/4" 1 3/4"	Reverse Bevel  VWR2 1 1/4" only
1 1/4"	1 1/4"	1 3/4"
4457	4892	5058
4841	5322	5503
5190	5713	5908
5574	6136	6336
6771	6975	8102
8266	9060	9752
9934	10896	12449
8114	8674	9711
10098	10701	11092
12586	13165	13487
15547	17101	17823

Finish Options

Chrome	\$ 165
Nickel	\$ 223
Powder Coat, Standard	n/c
Powder Coat, Premium	\$ 165
Platinum	\$ 488

Top Options

2-Piece Top (120" length only)	T2P \$ 629
Special Laminate	TSP call
Custom Cutout (per cutout)	TCC \$ 120

Power + Data Options

Please reference the Power + Data Price List

Wire Management Options

1 Oval Brush Grommet, Location K	WOK \$ 97
1 Oval Brush Grommet, Provide Location Print	WOG \$ 97
1 Round Grommet, Location K	WRK \$ 76
1 Round Grommet, Provide Location Print	WRG \$ 76
Power Hatch (black), Available in 6" increments ...	WPH
24" or less (each)	\$ 256
25" to 48" (each)	\$ 333
49" to 81" (each)	\$ 405
Accessory Wire Column	AWC \$ 280

Only available with Power Hatch



Questions?

800 876 2120












Ⓜ Indicates Number of Bases


Ⓜ Quickship Program Product
For Quickship specification details,
visit www.versteel.com/quickship

top >
edge >

edge ordering code >
or
edge ordering code >
top thickness >

edge ordering code >
or
edge ordering code >
top thickness >
top thickness price >







Laminate PVC	Laminate T-Mold	Laminate Wood	Laminate Soft PVC	Laminate 1 1/2" Wood	Laminate 1 1/2" Wood
Flat	Convex	Flat	Bumper	Square	Bullnose
					
LP2R LP3R	LT2 LT3	LW2R	LB2R	LWS2 LWS3	LWB2 LWB3
1 1/4" 1 3/4"	1 1/4" 1 3/4"	1 1/4"	1 1/4"	1 1/4" 1 3/4"	1 1/4" 1 3/4"
Fluted		Fluted	Reverse Bevel Acrylic	Fluted	Reverse Bevel
					
LPF2R LPF3R		LWF2R	LMRA2R	LWF2 LWF3	LWR2
1 1/4" 1 3/4"		1 1/4"	1 1/4"	1 1/4" 1 3/4"	1 1/4" only
1 1/4"	1 3/4"	1 1/4"	1 1/4"	1 1/4"	1 3/4"

Base Style	Table Description	Model #	Product Wt
 PA3	42 x 84 Fix	PA3 4284RAFX	Ⓜ0S 143
	42 x 96 Fix	PA3 4296RAFX	Ⓜ0S 160
	48 x 96 Fix	PA3 4896RAFX	Ⓜ0S 176
	48 x 120 Fix	PA3 48120RAFX	Ⓜ6 Ⓜ0S 233
	48 x 144 Fix	PA3 48144RAFX	Ⓜ6 272
	60 x 144 Fix	PA3 60144RAFX	Ⓜ6 339
	60 x 192 Fix	PA3 60192RAFX	Ⓜ6 437
	60 x 240 Fix	PA3 60240RAFX	Ⓜ10 553

To Order, Specify...

- 1 Model Number
- 2 Top Material
- 3 Edge Style and Thickness
- 4 Edge Color
- 5 Base Color
- 6 Additional Options



Veneer Wood	Veneer 1 1/4" Wood	Veneer 1 1/4" Wood
Flat	Square	Bullnose
		
VW2R	VWS2 VWS3	VWB2 VWB3
1 1/4"	1 1/4" 1 3/4"	1 1/4" 1 3/4"
Fluted	Fluted	Reverse Bevel
		
VWF2R	VWF2 VWF3	VWR2
1 1/4"	1 1/4" 1 3/4"	1 1/4" only
1 1/4"	1 1/4"	1 3/4"
6584	7254	7514
7156	7888	8153
7033	8082	8359
8473	9239	9773
10337	11268	12614
12179	13273	15161
15784	17204	19833
19922	22133	24591

Finish Options

Chrome	\$ 165
Nickel	\$ 223
Powder Coat, Standard	n/c
Powder Coat, Premium	\$ 165
Platinum	\$ 488

Top Options

2-Piece Top (120" length only)	T2P \$ 629
Special Laminate	TSP call
Custom Cutout (per cutout)	TCC \$ 120

Power + Data Options

Please reference the Power + Data Price List

Wire Management Options

1 Oval Brush Grommet, Location K	WOK \$ 97
1 Oval Brush Grommet, Provide Location Print	WOG \$ 97
1 Round Grommet, Location K	WRK \$ 76
1 Round Grommet, Provide Location Print	WRG \$ 76
Power Hatch (black), Available in 6" increments ...	WPH
24" or less (each)	\$ 256
25" to 48" (each)	\$ 333
49" to 81" (each)	\$ 405
Accessory Wire Column	AWC \$ 280

Only available with Power Hatch



Questions?

800 876 2120

Ⓜ Indicates Number of Bases

Ⓜ Quickship Program Product
For Quickship specification details,
visit www.versteel.com/quickship

top >
edge >

edge ordering code >
or
edge ordering code >
top thickness >

edge ordering code >
or
edge ordering code >
top thickness >
top thickness price >

Laminate PVC	Laminate T-Mold	Laminate Wood	Laminate Soft PVC	Laminate 1 1/2" Wood	Laminate 1 1/2" Wood		
Flat	Convex	Flat	Bumper	Square	Bullnose		
LP2R LP3R	LT2 LT3	LW2R	LB2R	LWS2 LWS3	LWB2 LWB3		
1 1/4" 1 3/4"	1 1/4" 1 3/4"	1 1/4"	1 1/4"	1 1/4" 1 3/4"	1 1/4" 1 3/4"		
Fluted		Fluted	Reverse Bevel Acrylic	Fluted	Reverse Bevel		
LPF2R LPF3R		LWF2R	LMRA2R	LWF2 LWF3	LWR2		
1 1/4" 1 3/4"		1 1/4"	1 1/4"	1 1/4" 1 3/4"	1 1/4" only		
1 1/4"	1 3/4"	1 1/4"		1 1/4"	1 3/4"		
Boat							
42 x 48 x 96 Fix	PA3 4296BTFX ⑥ Ⓜ	204	3523	3724	5049	6437	7148
42 x 48 x 120 Fix	PA3 42120BTFX ⑥ Ⓜ	241	4088	4323	5797	7324	8130
42 x 48 x 144 Fix	PA3 42144BTFX ⑧	297	4963	5246	6859	10440	11586
48 x 60 x 192 Fix	PA3 48192BTFX ⑧	437	6888	7279	9252	9628	10686
48 x 60 x 240 Fix	PA3 48240BTFX ⑩	546	8385	8848	11188	15651	17374
Arc Boat							
42 x 48 x 96 Fix	PA3 4296ABFX ⑥ Ⓜ	204	3523	3724	5049	6437	7148
42 x 48 x 120 Fix	PA3 42120ABFX ⑥ Ⓜ	241	4088	4323	5797	7324	8130
42 x 48 x 144 Fix	PA3 42144ABFX ⑧	297	4963	5246	6859	10440	11586
48 x 60 x 192 Fix	PA3 48192ABFX ⑧	437	6888	7279	9252	9628	10686
48 x 60 x 240 Fix	PA3 48240ABFX ⑩	546	8385	8848	11188	15651	17374

Base Style

Table Description

Model #

Product Wt









PA3

To Order, Specify...

- ① Model Number
- ② Top Material
- ③ Edge Style and Thickness
- ④ Edge Color
- ⑤ Base Color
- ⑥ Additional Options



Veneer Wood	Veneer 1 1/4" Wood	Veneer 1 1/4" Wood
Flat  VW2R 1 1/4"	Square  VWS2 VWS3 1 1/4" 1 3/4"	Bullnose  VWB2 VWB3 1 1/4" 1 3/4"
Fluted  VWF2R 1 1/4"	Fluted  VWF2 VWF3 1 1/4" 1 3/4"	Reverse Bevel  VWR2 1 1/4" only
1 1/4"	1 1/4"	1 3/4"
8364	8511	9447
10268	10412	11559
12983	13126	14571
16333	21443	23801
16535	23684	24013
8364	8511	9447
10268	10412	11559
12983	13126	14571
16333	21443	23801
16535	23684	24013

Finish Options

Chrome	\$ 165
Nickel	\$ 223
Powder Coat, Standard	n/c
Powder Coat, Premium	\$ 165
Platinum	\$ 488

Top Options

2-Piece Top (120" length only)	T2P \$ 629
Special Laminate	TSP call
Custom Cutout (per cutout)	TCC \$ 120

Power + Data Options

Please reference the Power + Data Price List

Wire Management Options

1 Oval Brush Grommet, Location K	WOK \$ 97
1 Oval Brush Grommet, Provide Location Print	WOG \$ 97
1 Round Grommet, Location K	WRK \$ 76
1 Round Grommet, Provide Location Print	WRG \$ 76
Power Hatch (black), Available in 6" increments ...	WPH
24" or less (each)	\$ 256
25" to 48" (each)	\$ 333
49" to 81" (each)	\$ 405
Accessory Wire Column	AWC \$ 280

Only available with Power Hatch



Questions?

800 876 2120

Ⓜ Indicates Number of Bases
 Ⓢ Quickship Program Product
 For Quickship specification details,
 visit www.versteel.com/quickship

top >
edge >

edge ordering code (radius corner) >
or
edge ordering code (square corner) >
top thickness >

edge ordering code (radius corner) >
or
edge ordering code (square corner) >
top thickness >
top thickness price >







Laminate PVC	Laminate T-Mold	Laminate Wood	Laminate Soft PVC	Laminate 1 1/2" Wood	Laminate 1 1/2" Wood	
Flat	Convex	Flat	Bumper	Square	Bullnose	
LP2R or LP2S 1 1/4"	LP3R or LP3S 1 3/4"	LT2 LT3 1 1/4" 1 3/4"	LW2R or LW2S 1 1/4"	LB2R 1 1/4"	LWS2 LWS3 1 1/4" 1 3/4"	LWB2 LWB3 1 1/4" 1 3/4"
Fluted		Fluted	Reverse Bevel Acrylic	Fluted	Reverse Bevel	
LPF2R or LPF2S 1 1/4"	LPF3R or LPF3S 1 3/4"	LWF2R or LWF2S 1 1/4"	LMRA2R or LMRA2S 1 1/4"	LWF2 LWF3 1 1/4" 1 3/4"	LWR2 1 1/4" only	
1 1/4"	1 3/4"	1 1/4"	1 1/4"	1 1/4"	1 3/4"	

Base Style	Table Description	Model #	Product Wt
	Video Conference		
	36 x 48 x 96 Fix	PA3 3696VCFX Ⓜ Ⓢ	191
	36 x 48 x 120 Fix	PA3 36120VCFX Ⓜ Ⓢ	225
	36 x 48 x 144 Fix	PA3 36144VCFX Ⓜ	277
	48 x 60 x 120 Fix	PA348120VCFX Ⓜ Ⓢ	274
	48 x 60 x 144 Fix	PA3 48144VCFX Ⓜ	336
	48 x 60 x 192 Fix	PA3 48192VCFX Ⓜ	442
	48 x 60 x 240 Fix	PA3 48240VCFX Ⓜ	530
	Video Arc Conference		
	36 x 48 x 96 Fix	PA3 3696AVFX Ⓜ Ⓢ	191
	36 x 48 x 120 Fix	PA3 36120AVFX Ⓜ Ⓢ	225
	36 x 48 x 144 Fix	PA3 36144AVFX Ⓜ	277
	48 x 60 x 120 Fix	PA348120AVFX Ⓜ Ⓢ	274
	48 x 60 x 144 Fix	PA3 48144AVFX Ⓜ	336
48 x 60 x 192 Fix	PA3 48192AVFX Ⓜ	442	
48 x 60 x 240 Fix	PA3 48240AVFX Ⓜ	530	

To Order, Specify...

- 1 Model Number
- 2 Top Material
- 3 Edge Style and Thickness
- 4 Edge Color
- 5 Base Color
- 6 Additional Options



Veneer Wood	Veneer 1 1/4" Wood	Veneer 1 1/4" Wood
Flat  VW2R or VW2S 1 1/4"	Square  VWS2 VWS3 1 1/4" 1 3/4"	Bullnose  VWB2 VWB3 1 1/4" 1 3/4"
Fluted  VWF2R or VWF2S 1 1/4"	Fluted  VWF2 VWF3 1 1/4" 1 3/4"	Reverse Bevel  VWR2 1 1/4" only
1 1/4"	1 1/4"	1 3/4"
8019	8860	9137
8738	9610	10674
11242	12362	13764
11804	12981	14452
12392	15280	15426
13678	20093	20240
15617	23777	23924
8019	8860	9137
8738	9610	10674
11242	12362	13764
11804	12981	14452
12392	15280	15426
13678	20093	20240
15617	23777	23924

Finish Options

Chrome	\$ 165
Nickel	\$ 223
Powder Coat, Standard	n/c
Powder Coat, Premium	\$ 165
Platinum	\$ 488

Top Options

2-Piece Top (120" length only)	T2P \$ 629
Special Laminate	TSP call
Custom Cutout (per cutout)	TCC \$ 120

Power + Data Options

Please reference the Power + Data Price List

Wire Management Options

1 Oval Brush Grommet, Location K	WOK \$ 97
1 Oval Brush Grommet, Provide Location Print	WOG \$ 97
1 Round Grommet, Location K	WRK \$ 76
1 Round Grommet, Provide Location Print	WRG \$ 76
Power Hatch (black), Available in 6" increments ...	WPH
24" or less (each)	\$ 256
25" to 48" (each)	\$ 333
49" to 81" (each)	\$ 405
Accessory Wire Column	AWC \$ 280

Only available with Power Hatch



Finish Options

Chrome	\$ 165
Nickel	\$ 223
Powder Coat, Standard	n/c
Powder Coat, Premium	\$ 165
Platinum	\$ 488

Top Options

Special Laminate	TSP	call
Custom Cutout (per cutout)	TCC	\$ 120

Power + Data Options

Please reference the Power + Data Price List

Wire Management Options

Plastic Legway	WPL	\$ 78
1 Round Grommet, Provide Location Print	WRG	\$ 76













Questions?

800 876 2120

top >
edge >

edge ordering code (radius corner) >
or
edge ordering code (square corner) >
top thickness >

edge ordering code (radius corner) >
or
edge ordering code (square corner) >
top thickness >
top thickness price >

Laminate PVC	Laminate Wood	Laminate 1 1/4" Wood	Veneer Wood	Veneer 1 1/4" Wood
Flat 	Flat 	Square 	Flat 	Square 
LP2R or LP2S 1 1/4"	LW2R or LW2S 1 1/4"	LWS2 1 1/4"	VW2R or VW2S 1 1/4"	VWS2 1 1/4"
Fluted 	Fluted 	Fluted 	Fluted 	Fluted 
LPF2R or LPF2S 1 1/4"	LWF2R or LWF2S 1 1/4"	LWF2 1 1/4"	VWF2R or VWF2S 1 1/4"	VWF2 1 1/4"
1 1/4"	1 1/4"	1 1/4"	1 1/4"	1 1/4"

Base Style

Table Description

Model #

Product Wt



PAD

36 x 72 Fix	PAD 3672REFX	122
36 x 84 Fix	PAD 3684REFX	136
36 x 96 Fix	PAD 3696REFX	150
42 x 72 Fix	PAD 4272REFX	136
42 x 84 Fix	PAD 4284REFX	152
42 x 96 Fix	PAD 4296REFX	168
48 x 72 Fix	PAD 4872REFX	150
48 x 84 Fix	PAD 4884REFX	168
48 x 96 Fix	PAD 4896REFX	187

To Order, Specify...

- 1 Model Number
- 2 Top Material
- 3 Edge Style and Thickness
- 4 Edge Color
- 5 Base Color
- 6 Additional Options



Finish Options

Chrome	\$ 165
Nickel	\$ 223
Powder Coat, Standard	n/c
Powder Coat, Premium	\$ 165
Platinum	\$ 488

Top Options

Special Laminate	TSP	call
Custom Cutout (per cutout)	TCC	\$ 120

Power + Data Options

Please reference the Power + Data Price List

Wire Management Options

Plastic Legway	WPL	\$ 78
1 Round Grommet, Provide Location Print	WRG	\$ 76

All prices are delivered list price effective with date printed on cover and supersedes all other published price lists. Versteel reserves the right to change prices or specifications without prior notice. Orders are accepted subject to price prevailing at time of shipment.

versteel.com
Made in America
800 876 2120