

TARIFF-FREE TABLES

Proudly crafted in the USA.
No tariff surcharge.

Tables

2026 Price List

[➔ JUMP TO PRICING](#)

VERSTEEL




Tops

Paces tables are available in round, square, rectangle, racetrack, boatshape, arc boatshape, video conference and arc video conference top shapes. Tops are available in laminate or veneer with a $\frac{7}{8}$ ", $1\frac{1}{4}$ " or $1\frac{3}{4}$ " edge thickness depending upon the top shape and size. Refer to pricing pages for edge availability.

Bases

The Paces bases have an iconic vertical line formed into the steel creating a peanut shape. The fixed apex base is used with round and square tops. Rectangle tops feature the side by side welded legs which provide better distribution of weight and balance. These bases are available either fixed or tilt-nest. The conference base is used on all larger conference tables.

Table Height

Standard table height is 29" tall.

Modesty Panels

Fixed rectangle tables can be ordered with or without a $\frac{7}{8}$ " thick modesty panel. A panel modesty is available for the tilt-nest tables.

Power + Data

To complete your specification, power and data along with wire management options can be added to your table. Refer to the Power + Data Price List.

Quickship Program

Available for select products in the Paces series. Tables must be specified with a laminate top, either a PVC edge or a flat wood edge and powder coat base finish.

The Versteel Quickship Program consists of up to 50 tables, 25 tables with modesty panels or 100 chairs in 10 working days from time of order (received by 12pm EST). Orders must be accompanied by final material and finish specifications for order entry. They must be clearly marked "Quickship" and consist of products from the program. Quickship orders cannot be changed or cancelled, and credit approval must be acquired within 24 hours.

For additional information see Versteel.com.

Laminate and Veneer, Standard Core Construction

The standard top construction consists of 45–50 lb particleboard, surfaced with a high pressure laminate or plain sliced veneer face. A backer sheet is laminated to the underside of the top. Tops are shipped pre-drilled for field installation of bases and accessories.

PVC Flat or Fluted Edge



Edge of 2mm PVC hot melt banded to the top with 1/8" radius at the top and bottom. Available with 1 1/2" radius corners or square corners.



Offered in twenty-one (21) standard colors.

Convex T-Mold Edge



Edge of 5/16" thick solid vinyl convex t-mold with 1 1/2" radius corners.

Offered in four (4) standard colors.

Wood Flat or Fluted Edge



Wood banding hot melt banded to the top with 1/8" radius at the top and bottom. Available with 1 1/2" radius corners or square corners.



Offered in Ash, Cherry, Maple or Walnut materials.

Bumper Edge



Exposed ply core banding with rubberized 5/16" width bumper in the center of profile. Corners with 1 1/2" radius are available on tables with 1 1/4" edge thickness.

Offered in black bumper standard color.

Wood Square or Fluted Edge



Edge of 1 1/4" wide solid wood with softened top and bottom edges, and square, softened mitered corners.



Offered in Ash, Cherry, Maple or Walnut materials.

Wood Bullnose Edge



Edge of 1 1/4" wide solid wood with a full bullnose edge, and 1" radius mitered corners.



Offered in Ash, Cherry, Maple or Walnut materials.

Wood Reverse Bevel Edge



Edge of 2" wide solid wood designed with a reverse sloped edge on one side and a flat wood edge on the remaining three sides for all Entourage cabinets. When specified on Elements Conference the reverse bevel detail will be on all four sides with mitered corners. Available on 1 1/4" edge thicknesses.

Offered in Ash, Cherry, Maple or Walnut materials.

Wood Ergo Edge



Edge of 1 3/4" wide (on 7/8" thick tops) or 2 1/2" wide (on 1 1/4" thick tops) solid wood designed with a sloped edge for added comfort with softened, mitered corners.



Offered in Ash, Cherry, Maple or Walnut materials.

Urethane Ergo Edge (User Side)



Edge of 1 3/4" wide molded urethane designed with a sloped ergonomic edge on one side and a 1/4" wide square urethane edge on the remaining three sides. Corners are square. Available on 7/8" edge thicknesses.

Offered in ten (10) standard colors.

Urethane/PVC Ergo Edge (User Side)



Edge of 1 3/4" wide molded urethane designed with a sloped ergonomic edge on one side and a 2mm PVC flat edge on the remaining sides. PVC corners are available in square or radius on 7/8" and 1 1/4" edge thicknesses.

Urethane offered in ten (10) colors with coordinating PVC colors.

Shipping Schedule

Standard Items

Laminate, Convex T-Mold Edge	3-5 WEEKS
Laminate, PVC Edge	3-5 WEEKS
Laminate, Wood Edge	3-5 WEEKS
Laminate, Urethane Edge	6-8 WEEKS
Veneer, Wood Edge	6-8 WEEKS
Quickship	10 WORKING DAYS

Contact Versteel Customer Service for special lead time requests.

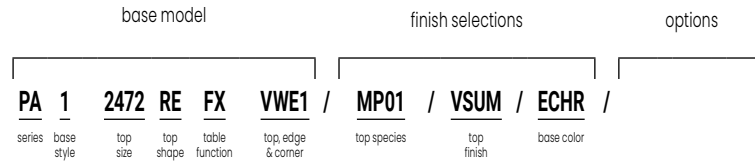
BIFMA

All Versteel products are constructed to pass the relevant ANSI/BIFMA standards. For more detailed specifications by series and base style, contact Versteel Customer Service at 800.876.2120.

Additional information regarding warranty, terms and conditions, shipping, care and maintenance, etc. can be found in the All Tables price list

To Order, Specify...

- 1 Model Number, include top and edge style
- 2 Top Material
 - a. Laminate manufacturer and color
 - b. Veneer species and finish color
- 3 Edge Style and Thickness
- 4 Edge Color
- 5 Base Color
- 6 Additional Options



A **PA1 2472REFX VWE1** is a Paces series 24" x 72" rectangle table with fixed bases, a veneer 7/8" thick top with an ergo wood edge (user side).

The codes **MP01 / VSUM / ECHR** specify a Maple top species with Sugar Maple finish and Chrome bases.

Model Number PA1 2472REFX VWE1

Orders may be sent via
Mailing Address

Versteel
 2332 Cathy Lane
 Jasper IN 47546

Contact Versteel

Email contact@versteel.com
Phone 800 876 2120
 812 634 2120

Laminate

Versteel's standard offering of laminates includes over 900 laminates from Formica, Nevamar, Pionite and Wilsonart.

Laminate manufacturers change standard offerings frequently, making it possible a standard product can become unavailable. Versteel cannot be responsible for any inconvenience this may cause.

Veneer

Paces tables are available with plain sliced Ash, Cherry, Maple and Walnut veneers.

Veneer Species

Ash	AP01	Maple.	MP01
Cherry	CP01	Walnut	WP01

Veneer Finish

Ash

Beach.	VBEA	Fog	VFOG
Chestnut.	VCHE	Pebble	VPEB
Drift	VDRI	Whisper	VWHI
Fawn	VFAW		

Cherry

Blossom Cherry	VBLC	Java Cherry.	VJAC
Cordovan Cherry	VCNC	Millwork Cherry.	VMWC
Golden Cherry	VGNC		

Maple

Caramel Maple	VCMM	Sugar Maple	VSUM
Solar Maple.	VSLM		

Walnut

Brighton WalnutVBRW	Natural Walnut.	VNAW
Espresso Walnut.VESW		

PVC Edge Colors

Absolute Acajou	CABA	Nimbus.	CNIM
Alloy.CALY	Pearl	CPEA
Carbon.CCAR	Platinum.	CPLA
ChampagneCCHA	Pralines & Cream	CPRC
CoconutCCOC	Shadow	CSHA
Ebony.CEBO	Snow	CSNO
Florence WalnutCFLW	Stone	CSTO
FossilCFOS	Storm.	CSTM
GraphiteCGRA	Whisper	CWHI
Grey.CGRE	White Linen	CWHL
Kensington Maple.CKEM		

T-Mold Edge Colors

Ebony.TEBO	Nimbus.	TNIM
GraphiteTGRA	Storm.	TSTM

Wood Edge Species

AshA01	Maple.	M01
CherryC01	Walnut	W01

Wood Edge Finishes

Ash

Beach.	WBEA	Fog	WFOG
Chestnut.	WCHE	Pebble	WPEB
Drift	WDRI	Whisper	WWHI
Fawn	WFAW		

Cherry

Blossom Cherry	WBLC	Java Cherry.	WJAC
Cordovan Cherry	WCNC	Millwork Cherry.	WMWC
Golden Cherry	WGNC		

Maple

Caramel Maple	WCMM	Sugar Maple	WSUM
Solar Maple.	WSLM		

Walnut

Brighton WalnutWBRW	Natural Walnut.	WNAW
Espresso Walnut.WESW		

Urethane Edge Colors

Alloy.UALY	Pearl	JPEA
Ebony.UEBO	Stone	USTO
FossilUFOS	Storm.	USTM
GraphiteUGRA	Whisper	UWHI
Nimbus.UNIM	White Linen	UWHL

Special Laminate**Call for quotation**

Specify code **TSP** (Special Laminate), indicate the quoted charges per table

Special laminates and patterns can be specified as an option. To specify, contact Versteel Customer Service for availability and pricing.

NOTE LAMINATES IN STANDARD COLORS AND TEXTURES FROM FORMICA, NEVAMAR, PIONITE AND WILSONART ARE STANDARD

CAUTION LAMINATE MANUFACTURERS CHANGE STANDARD OFFERINGS FREQUENTLY, MAKING IT POSSIBLE A STANDARD PRODUCT CAN BECOME UNAVAILABLE. VERSTEEL CANNOT BE RESPONSIBLE FOR ANY INCONVENIENCE THIS MAY CAUSE.

Custom PVC Color Match**Call for quotation / one time charge per color, per order**

Specify code **OCF** (Custom PVC Color Match), add cost from Versteel quotation

PVC Color Match can be the selection of a color that is available from a Versteel supplier or a new custom color developed for the order. Minimum footage requirements mean that the amount of material needed for your order will effect the cost.

For PVC Color Matching you must supply a color reference sample. Versteel will review the sample for possible existing colors available and send a sample for customer approval. If no color match exists, a custom match will be developed and sampled for customer approval before a production schedule is established.

Custom T-Mold Color Match**Call for quotation / one time charge per color, per order**

Specify code **OCT** (Custom T-Mold Color Match), add cost from Versteel quotation

T-Mold Color Match can be the selection of a color that is available from a Versteel supplier or a new custom color developed for the order. Minimum footage requirements mean that the amount of material needed for your order will effect the cost.

For T-Mold Color Matching you must supply a color reference sample. Versteel will review the sample for possible existing colors available and send a sample for customer approval. If no color match exists, a custom match will be developed and sampled for customer approval before a production schedule is established.

Custom Urethane Edge**Call for quotation / one time charge per color, per order**

Specify code **OCU** (Custom Urethane Color Match), add cost from Versteel quotation

For Urethane Color Matching you must supply a color reference sample. A custom match will be developed and sampled for customer approval before a production schedule is established.

Powder Coat Alternative**Call for quotation**

Specify code **OPA** (Powder Coat Alternative), add cost from Versteel quotation

Powder Coat Alternative is available from Versteel. The entire RAL color reference along with hundreds of other color and finishes are available.

For Powder Coat Alternative matching, you must supply a color reference sample, or an RAL number. Versteel will review the sample for possible existing colors available and send a sample for customer approval. If no color match exists a custom match can be developed. Call Versteel Customer Service for associated upcharges on custom color development.

Stain Finish Match**\$996 / one time charge per finish, per order**

Specify code **OSM** (Stain Finish Match), add \$996.00 list per finish, per order

Alternative Stain Finishes are available for veneer and wood edged tops.

For Stain Finish Matching you must supply two 4" x 4" finish color and grain reference samples. An expertly finish matched sample will be provided for customer approval.

Veneer and Wood Edge Alternatives**Call for quotation**

For veneer and wood edge requirements other than the standard plain sliced Ash, Cherry, Maple and Walnut, contact Versteel Customer Service. Versteel is adept at working with a host of domestic and exotic materials. From inlays, figures, pie cuts and special edge profiles, to custom fill levels and sheens, each top is created using the best of technology and old world craftsmanship. The items you only imagined or expected to only be available from a millwork shop are now just another part of your Versteel order. Call Versteel Customer Service for availability and quotation.

Wood Finish Alternatives**Call for quotation**

When veneer tables are required to have a finish other than the standard natural grain fill level finish appearance, semi-filled or full-filled finishes are available by requesting a quote from Versteel. Call Versteel Customer Service for availability and quotation.

Table Top and Edge Alternatives

Table tops and/or edges can be produced in alternative materials if desired. Contact Versteel Customer Service for pricing and availability.

Alternate Core Construction

Alternate core constructions are available, including medium density fiberboard (MDF), and cores that contain no urea formaldehyde. Contact Versteel Customer Service for pricing and availability.

NOTE CUSTOMS OR ALTERNATIVES MAY AFFECT STANDARD PRODUCTION SCHEDULES

Casters - Dual Wheel Black Hard Wheel**\$171 / table**

Specify code **CAS66** (Dual Wheel Black Hard Wheel Casters), add \$171.00 list per table

Dual wheel, black hard wheel, 3" diameter, locking casters are available on PA2 and PA1 base styles. Each is fitted into a reinforced caster receiver and must be specified at time of order. Caster option does not change the overall height of the table. See individual product pages for availability.

**Casters - Dual Wheel Black Soft Wheel****\$171 / table**

Specify code **CAS42** (Dual Wheel Black Soft Wheel Casters), add \$171.00 list per table

Dual wheel, black soft wheel, 3" diameter, locking casters are available on PA2 and PA1 base styles. Each is fitted into a reinforced caster receiver and must be specified at time of order. Caster option does not change the overall height of the table. See individual product pages for availability.

**Casters - Dual Wheel Two-Tone Soft Wheel****\$171 / table**

Specify code **CAS43** (Dual Wheel Two-Tone Soft Wheel Casters), add \$171.00 list per table

Dual wheel, two-tone soft wheel, 3" diameter, locking casters are available on PA2 and PA1 base styles. Each is fitted into a reinforced caster receiver and must be specified at time of order. Caster option does not change the overall height of the table. See individual product pages for availability.

**Two-Piece Top (120")****\$629 / table**

Specify code **T2P** (Two-Piece Top), add \$629.00 list per table

Standard Versteel tables in lengths up to 120" are a seamless, single piece top. When the two-piece option is specified, the splice joint edge is unfinished, table shipped with necessary hardware. Any table over 120" long will be produced as a two-piece top.

Top Custom Cutout**\$120 / cutout**

Specify code **TCC** (Top Custom Cutout), add \$120.00 list per cutout

Top Custom Cutout requires a drawing for production and is subject to approvals.

Table Link - Ends Only**\$135 / table**

Specify code **TLE** (Table Link - Ends Only), add \$135.00 list per table

Table Link is for linking Versteel table configurations in typical room situations. Specify Table Link - Ends Only when your configuration requires linking on the table ends only. Available on tables with PVC, 3mm Wood, Wood Square, Wood Fluted and Ergo user side edge details. Table Link - Ends Only is included with electrical package options. This will prevent the accidental disconnection of power supply to adjacent tables.

**Panel Modesty, Laminate****\$412 / each**

Specify code **MPL** (Panel Modesty, Laminate), add \$412 list per table.

Available on Tilt-Nest tables, the Panel Modesty, Laminate is specified with the table. Length of modesty is determined by the table size. Inserts are included in the table top with hook brackets and handwheels are factory installed. Panel is hung from hook brackets after the table is assembled. Panel Modesty finishes match table top finish selections. When table is tilted or nested the Panel Modesty tilts against the leg.

**Panel Modesty, Veneer****\$1022 / each**

Specify code **MPV** (Panel Modesty, Veneer), add \$1022.00 list per table.

Available on Tilt-Nest tables, the Panel Modesty, Veneer is specified with the table. Length of modesty is determined by the table size. Inserts are included in the table top with hook brackets and handwheels are factory installed. Panel is hung from hook brackets after the table is assembled. Panel Modesty finishes match table top finish selections. When table is tilted or nested the Panel Modesty tilts against the leg.
















Questions?

800 876 2120

OS Quickship Program Product
For Quickship specification details,
visit www.versteel.com/quickship

top > edge >	Laminate PVC	Laminate T-Mold	Laminate Wood	Laminate Soft PVC	Laminate 1 1/2" Wood	Laminate 1 1/2" Wood
	Flat	Convex	Flat	Bumper	Square	Bullnose
edge ordering code >	 LP1R LP2R	 LT1 LT2	 LW1R LW2R	 LB1R LB2R	 LWS1 LWS2	 LWB1 LWB2
top thickness >	7/8" 1 1/4"	7/8" 1 1/4"	7/8" 1 1/4"	7/8" 1 1/4"	7/8" 1 1/4"	7/8" 1 1/4"
edge ordering code >	 LPF1R LPF2R		 LWF1R LWF2R	 LMRA2R	 LWF1 LWF2	
top thickness >	7/8" 1 1/4"		7/8" 1 1/4"	1 1/4"	7/8" 1 1/4"	
top thickness price >	7/8" 1 1/4"	1 1/4"	7/8" 1 1/4"	1 1/4"	7/8" 1 1/4"	1 1/4"

Base Style	Table Description	Model #	OS	Product Wt
 PA2	30 Apex	PA2 30RDFX	OS	43
	36 Apex	PA2 36RDFX	OS	53
	42 Apex	PA2 42RDFX	OS	69
	48 Apex	PA2 48RDFX	OS	84

Product Wt	7/8"	1 1/4"	7/8"	1 1/4"	7/8"	1 1/4"
43	1488	1494	1819	1837	2112	2125
53	1554	1580	1970	1994	2345	2368
69		1777		2461		2918
84		1931		2634		3110

To Order, Specify...

- 1 Model Number
- 2 Top Material
- 3 Edge Style and Thickness
- 4 Edge Color
- 5 Base Color
- 6 Additional Options



Laminate Wood		Veneer Wood		Veneer 1 1/2" Wood		Veneer 1 1/2" Wood		Veneer Wood	
Ergo		Flat		Square		Bullnose		Ergo	
LWE1	LWE2	VW1R	VW2R	VWS1	VWS2	VWB1	VWB2	VWE1	VWE2
7/8"	1 1/4"	7/8"	1 1/4"	7/8"	1 1/4"	7/8"	1 1/4"	7/8"	1 1/4"
Reverse Bevel		Fluted		Fluted					
LWR1		VWF1R	VWF2R	VWF1	VWF2				
7/8"		7/8"	1 1/4"	7/8"	1 1/4"				
7/8"	1 1/4"	7/8"	1 1/4"	7/8"	1 1/4"			7/8"	1 1/4"
2424	2434	2746	2765	2962	2973			3271	3283
2696	2716	3059	3083	3310	3334			3659	3681
	3367		3701						4448
	3634		4171						5049

Base Options

	Code	Price
Casters (4), Dual Wheel Black Hard Wheel	CAS66	\$ 171
Casters (4), Dual Wheel Black Soft Wheel	CAS42	\$ 171
Casers (4), Dual Wheel Two-Tone Soft Wheel	CAS43	\$ 171

Finish Options

Chrome	\$ 165
Nickel	\$ 223
Powder Coat, Standard	n/c
Powder Coat, Premium	\$ 165
Platinum	\$ 488

Top Options

Special Laminate	TSP	call
Custom Cutout (per cutout)	TCC	\$ 120

Power + Data Options

Please reference the Power + Data Price List

Wire Management Options

Plastic Legway	WPL	\$ 78
1 Round Grommet, Location K (only available on 42" and 48")	WRK	\$ 76
1 Round Grommet, Provide Location Print	WRG	\$ 76



Questions?

800 876 2120

OS Quickship Program Product
For Quickship specification details,
visit www.versteel.com/quickship

top >
edge >

edge ordering code (radius corner) >
or
edge ordering code (square corner) >
top thickness >

edge ordering code (radius corner) >
or
edge ordering code (square corner) >
top thickness >
top thickness price >

Laminate PVC	Laminate T-Mold	Laminate Wood	Laminate Soft PVC	Laminate 1 1/2" Wood	Laminate 1 1/2" Wood
Flat	Convex	Flat	Bumper	Square	Bullnose
LP1R or LP1S 7/8"	LP2R or LP2S 1 1/4"	LT1	LT2	LW1R or LW1S 7/8"	LW2R or LW2S 1 1/4"
LB1R	LB2R	LWS1	LWS2	LWB1	LWB2
Fluted		Fluted	Reverse Bevel Acrylic	Fluted	
LPF1R or LPF1S 7/8"	LPF2R or LPF2S 1 1/4"	LWF1R or LWF1S 7/8"	LWF2R or LWF2S 1 1/4"	LMRA2R or LMRA2S 1 1/4"	LWF1
					LWF2
7/8"	1 1/4"	7/8"	1 1/4"	7/8"	1 1/4"
1473	1484	1805	1817	2058	2070
1520	1542	1962	1985	2265	2288
	1756		2295		2660
	1831		2400		2781

Base Style



PA2

Table Description	Model #	Product Wt
30 Apex	PA2 30SQFX	49
36 Apex	PA2 36SQFX	65
42 Apex	PA2 42SQFX	81
48 Apex	PA2 48SQFX	99

To Order, Specify...

- 1 Model Number
- 2 Top Material
- 3 Edge Style and Thickness
- 4 Edge Color
- 5 Base Color
- 6 Additional Options



Laminate Wood		Veneer Wood		Veneer 1 1/4" Wood		Veneer 1 1/2" Wood		Veneer Wood	
Ergo (all sides)		Flat		Square		Bullnose		Ergo (all sides)	
LWE1	LWE2	VW1R or VW1S	VW2R or VW2S	VWS1	VWS2	VWB1	VWB2	VWE1	VWE2
7/8"	1 1/4"	7/8"	1 1/4"	7/8"	1 1/4"	7/8"	1 1/4"	7/8"	1 1/4"
Reverse Bevel		Fluted		Fluted					
LWR1		VWF1R or VWF1S		VWF2R or VWF2S		VWF1		VWF2	
7/8"		7/8"		1 1/4"		7/8"		1 1/4"	
7/8"	1 1/4"	7/8"	1 1/4"	7/8"	1 1/4"	7/8"	1 1/4"	7/8"	1 1/4"
2369	2376	2582	2606	2780	2787	3046	3052		
2615	2638	2856	2881	3093	3116	3390	3410		
	3109		3264				3547		3885
	3310		3668				4004		4385

Base Options

Code Price

- Casters (4), Dual Wheel Black Hard Wheel CAS66 \$ 171
- Casters (4), Dual Wheel Black Soft Wheel CAS42 \$ 171
- Casters (4), Dual Wheel Two-Tone
Soft Wheel CAS43 \$ 171

Finish Options

- Chrome \$ 165
- Nickel \$ 223
- Powder Coat, Standard n/c
- Powder Coat, Premium \$ 165
- Platinum \$ 488

Top Options

- Special Laminate TSP call
- Custom Cutout (per cutout) TCC \$ 120

Power + Data Options

Please reference the Power + Data Price List

Wire Management Options

- Plastic Legway WPL \$ 78
- 1 Round Grommet, Location K WRK \$ 76
(only available on 36, 42" and 48")
- 1 Round Grommet, Provide Location Print WRG \$ 76



Questions?










800 876 2120


OS Quickship Program Product
For Quickship specification details,
visit www.versteel.com/quickship

edge ordering code (radius corner) >
or
edge ordering code (square corner) >
top thickness >

edge ordering code (radius corner) >
or
edge ordering code (square corner) >
top thickness >
top thickness price >

top >
edge >

Laminate PVC	Laminate T-Mold	Laminate Wood	Laminate Soft PVC	Laminate 1 1/2" Wood	Laminate 1 1/2" Wood
Flat	Convex	Flat	Bumper	Square	Bullnose
					
LP1R or LP1S 7/8"	LTI 7/8"	LW1R or LW1S 7/8"	LB1R 7/8"	LWS1 7/8"	LWB1 7/8"
Fluted		Fluted		Fluted	
					
LP1FR or LP1FS 7/8"		LW1FR or LW1FS 7/8"		LWF1 7/8"	
	7/8"		7/8"		7/8"

Base Style	Table Description	Model #	Product Wt
	20 x 42 Fix	PA1 2042REFX	OS 42
	20 x 42 Tilt-Nest	PA1 2042RETN	OS 46
	20 x 48 Fix	PA1 2048REFX	OS 45
	20 x 48 Fix w/FixMod	PA1 2048REFX XM	OS 57
	20 x 48 Fix w/RemMod	PA1 2048REFX RM	OS 57
	20 x 48 Fix w/Fix LightweightFormMod	PA1 2048REFX XL	57
	20 x 48 Fix w/Rem LightweightFormMod	PA1 2048REFX RL	57
	20 x 48 Fix w/FixFormMod	PA1 2048REFX XF	57
	20 x 48 Tilt-Nest	PA1 2048RETN	OS 49
	20 x 60 Fix	PA1 2060REFX	OS 58
	20 x 60 Fix w/FixMod	PA1 2060REFX XM	OS 73
	20 x 60 Fix w/RemMod	PA1 2060REFX RM	OS 73
	20 x 60 Fix w/Fix LightweightFormMod	PA1 2060REFX XL	72
	20 x 60 Fix w/Rem LightweightFormMod	PA1 2060REFX RL	72
	20 x 60 Fix w/FixFormMod	PA1 2060REFX XF	85
	20 x 60 Tilt-Nest	PA1 2060RETN	OS 59
	20 x 72 Fix	PA1 2072REFX	OS 60
	20 x 72 Fix w/FixMod	PA1 2072REFX XM	OS 78
	20 x 72 Fix w/RemMod	PA1 2072REFX RM	OS 78
	20 x 72 Fix w/Fix LightweightFormMod	PA1 2072REFX XL	79
	20 x 72 Fix w/Rem LightweightFormMod	PA1 2072REFX RL	79
	20 x 72 Fix w/FixFormMod	PA1 2072REFX XF	98
	20 x 72 Tilt-Nest	PA1 2072RETN	OS 65

To Order, Specify...

- 1 Model Number
- 2 Top Material
- 3 Edge Style and Thickness
- 4 Edge Color
- 5 Base Color
- 6 Additional Options



Laminate Wood	Veneer Wood	Veneer 1 1/2" Wood	Veneer 1 1/2" Wood	Veneer Wood
Ergo (user side only) LWEI 7/8"	Flat VWIR or VWIS 7/8"	Square VWSI 7/8"	Bullnose VWB1 7/8"	Ergo (user side only) VWEI 7/8"
Reverse Bevel LWRI 7/8"	Fluted VWFIR or VWFIS 7/8"	Fluted VWFI 7/8"		
7/8"	7/8"	7/8"		7/8"
2056	2128	2272		2550
2455	2531	2668		2948
2111	2187	2327		2609
2493	2567	2706		2984
2344	2388	2550		2846
2770	2812	2975		3267
2543	2499	2677		3008
3008	2967	3143		3475

Base Options

	Code	Price
Casters (4), Dual Wheel Black Hard Wheel	CAS66	\$ 171
Casters (4), Dual Wheel Black Soft Wheel	CAS42	\$ 171
Casters (4), Dual Wheel Two-Tone Soft Wheel	CAS43	\$ 171

Finish Options

Chrome	\$ 165
Nickel	\$ 223
Powder Coat, Standard	n/c
Powder Coat, Premium	\$ 165
Platinum	\$ 488

Top Options

Table Link (ends only)	TLE	\$ 135
Special Laminate	TSP	call
Custom Cutout (per cutout)	TCC	\$ 120

Modesty Options

Panel, Laminate (Tilt/Nest only)	MPL	\$ 412
Panel, Veneer (Tilt/Nest only)	MPV	\$ 1022

Power + Data Options

Please reference the Power + Data Price List

Wire Management Options

Plastic Legway	WPL	\$ 78
1 Oval Brush Grommet, Location A	WOA	\$ 97
2 Oval Brush Grommets, Location D	WOD	\$ 194
2 Oval Brush Grommets, Location E	WOE	\$ 194
1 Oval Brush Grommet, Provide Location Print	WOG	\$ 97
1 Round Grommet, Location A	WRA	\$ 76
2 Round Grommets, Location D	WRD	\$ 152
2 Round Grommets, Location E	WRE	\$ 152
1 Round Grommet, Provide Location Print	WRG	\$ 76



Questions?











800 876 2120

Quickship Program Product
For Quickship specification details,
visit www.versteel.com/quickship

edge ordering code (radius corner) >
or
edge ordering code (square corner) >
top thickness >

edge ordering code (radius corner) >
or
edge ordering code (square corner) >
top thickness >
top thickness price >

top >
edge >

Laminate PVC	Laminate T-Mold	Laminate Wood	Laminate Soft PVC	Laminate 1 1/2" Wood	Laminate 1 1/2" Wood	
Flat	Convex	Flat	Bumper	Square	Bullnose	
						
LP1R or LP1S 7/8"	LTI 7/8"	LW1R or LW1S 7/8"	LB1R 7/8"	LWS1 7/8"	LWB1 7/8"	
Fluted		Fluted		Fluted		
						
LPF1R or LPF1S 7/8"		LWF1R or LWF1S 7/8"		LWF1 7/8"		
	7/8"		7/8"		7/8"	
Base Style	Table Description	Model #	Product Wt			
 PA1	20 x 84 Fix	PA1 2084REFX	≅ OS 67	1550	2073	2426
	20 x 84 Fix w/FixMod	PA1 2084REFX XM	≅ OS 89	1952	2836	
	20 x 84 Fix w/RemMod	PA1 2084REFX RM	≅ OS 89	1982	2857	
	20 x 84 Tilt-Nest	PA1 2084RETN	≅ OS 74	2325	2843	3193
	20 x 90 Fix	PA1 2090REFX	≅ OS 70	1633	2234	2639
	20 x 90 Fix w/FixMod	PA1 2090REFX XM	≅ OS 94	2057	3036	
	20 x 90 Fix w/RemMod	PA1 2090REFX RM	≅ OS 94	2074	3061	
	20 x 90 Tilt-Nest	PA1 2090RETN	≅ OS 77	2377	2978	3383
	20 x 96 Fix	PA1 2096REFX	≅ OS 74	1723	2325	2727
	20 x 96 Fix w/FixMod	PA1 2096REFX XM	≅ OS 99	2151	3135	
	20 x 96 Fix w/RemMod	PA1 2096REFX RM	≅ OS 99	2171	3159	
	20 x 96 Tilt-Nest	PA1 2096RETN	≅ OS 80	2413	3013	3420

To Order, Specify...

- 1 Model Number
- 2 Top Material
- 3 Edge Style and Thickness
- 4 Edge Color
- 5 Base Color
- 6 Additional Options



Laminate Wood	Veneer Wood	Veneer 1 1/2" Wood	Veneer 1 1/2" Wood	Veneer Wood
Ergo (user side only) LWEI 7/8"	Flat VWIR or VWIS 7/8"	Square VWSI 7/8"	Bullnose VWBI 7/8"	Ergo (user side only) VWEI 7/8"
Reverse Bevel LWRI 7/8"	Fluted VWFIR or VWFIS 7/8"	Fluted VWFI 7/8"		
7/8"	7/8"	7/8"		7/8"
2932	2723	2923		3272
3777	3492	3698		4044
3039	2906	3140		3514
3782	3649	3885		4257
3127	2997	3230		3600
4253	3684	3917		4290

Base Options

	Code	Price
Casters (4), Dual Wheel Black Hard Wheel	CAS66	\$ 171
Casters (4), Dual Wheel Black Soft Wheel	CAS42	\$ 171
Casters (4), Dual Wheel Two-Tone Soft Wheel	CAS43	\$ 171

Finish Options

Chrome	\$ 165
Nickel	\$ 223
Powder Coat, Standard	n/c
Powder Coat, Premium	\$ 165
Platinum	\$ 488

Top Options

Table Link (ends only)	TLE	\$ 135
Special Laminate	TSP	call
Custom Cutout (per cutout)	TCC	\$ 120

Modesty Options

Panel, Laminate (Tilt/Nest only)	MPL	\$ 412
Panel, Veneer (Tilt/Nest only)	MPV	\$ 1022

Power + Data Options

Please reference the Power + Data Price List

Wire Management Options

Plastic Legway	WPL	\$ 78
1 Oval Brush Grommet, Location A	WOA	\$ 97
2 Oval Brush Grommets, Location D	WOD	\$ 194
2 Oval Brush Grommets, Location E	WOE	\$ 194
1 Oval Brush Grommet, Provide Location Print	WOG	\$ 97
1 Round Grommet, Location A	WRA	\$ 76
2 Round Grommets, Location D	WRD	\$ 152
2 Round Grommets, Location E	WRE	\$ 152
1 Round Grommet, Provide Location Print	WRG	\$ 76



Questions?










800 876 2120


OS Quickship Program Product
For Quickship specification details,
visit www.versteel.com/quickship

edge ordering code (radius corner) >
or
edge ordering code (square corner) >
top thickness >

edge ordering code (radius corner) >
or
edge ordering code (square corner) >
top thickness >
top thickness price >

top >
edge >

Laminate PVC	Laminate T-Mold	Laminate Wood	Laminate Soft PVC	Laminate 1 1/2" Wood	Laminate 1 1/2" Wood
Flat	Convex	Flat	Bumper	Square	Bullnose
 LP1R or LP1S 7/8"	 LTI 1 7/8"	 LW1R or LW1S 7/8"	 LB1R 7/8"	 LWS1 7/8"	 LWB1 7/8"
 LPF1R or LPF1S 7/8"		 LWF1R or LWF1S 7/8"		 LWF1 7/8"	
	7/8"		7/8"		7/8"

Base Style	Table Description	Model #	Product Wt	7/8"	7/8"	7/8"
 PA1	24 x 42 Fix	PA1 2442REFX	OS 46	1268	1582	1790
	24 x 42 Tilt-Nest	PA1 2442RETN	OS 49	1646	1956	2170
	24 x 48 Fix	PA1 2448REFX	OS 49	1325	1636	1848
	24 x 48 Fix w/FixMod	PA1 2448REFX XM	OS 64	1721	2428	
	24 x 48 Fix w/RemMod	PA1 2448REFX RM	OS 64	1763	2469	
	24 x 48 Fix w/Fix LightweightFormMod	PA1 2448REFX XL	64	1763	2074	
	24 x 48 Fix w/Rem LightweightFormMod	PA1 2448REFX RL	64	1763	2074	
	24 x 48 Fix w/FixFormMod	PA1 2448REFX XF	64	2015	2326	
	24 x 48 Tilt-Nest	PA1 2448RETN	OS 53	1684	1995	2205
	24 x 60 Fix	PA1 2460REFX	OS 58	1409	1799	2058
	24 x 60 Fix w/FixMod	PA1 2460REFX XM	OS 73	1804	2484	
	24 x 60 Fix w/RemMod	PA1 2460REFX RM	OS 73	1848	2530	
	24 x 60 Fix w/Fix LightweightFormMod	PA1 2460REFX XL	72	1848	2233	
	24 x 60 Fix w/Rem LightweightFormMod	PA1 2460REFX RL	72	1848	2233	
	24 x 60 Fix w/FixFormMod	PA1 2460REFX XF	85	2097	2486	
	24 x 60 Tilt-Nest	PA1 2460RETN	OS 64	1808	2199	2462
	24 x 72 Fix	PA1 2472REFX	OS 65	1490	1913	2200
	24 x 72 Fix w/FixMod	PA1 2472REFX XM	OS 84	1956	3026	
	24 x 72 Fix w/RemMod	PA1 2472REFX RM	OS 84	1997	3071	
	24 x 72 Fix w/Fix LightweightFormMod	PA1 2472REFX XL	84	1997	2424	
	24 x 72 Fix w/Rem LightweightFormMod	PA1 2472REFX RL	84	1997	2424	
	24 x 72 Fix w/FixFormMod	PA1 2472REFX XF	99	2178	2603	
	24 x 72 Tilt-Nest	PA1 2472RETN	OS 71	1934	2355	2644

To Order, Specify...

- 1 Model Number
- 2 Top Material
- 3 Edge Style and Thickness
- 4 Edge Color
- 5 Base Color
- 6 Additional Options



Laminate Wood	Laminate Urethane	Laminate Urethane/PVC	Veneer Wood	Veneer 1 1/4" Wood	Veneer 1 1/4" Wood	Veneer Wood
Ergo (user side only) LWEI 7/8"	Ergo (user side only) LUEI 7/8"	Ergo (user side only) LUPEIR or LUPEIS 7/8"	Flat VWIR or VWIS 7/8"	Square VWSI 7/8"	Bullnose VWBI 7/8"	Ergo (user side only) VWEI 7/8"
Reverse Bevel LWRI 7/8"	1/4" urethane on remaining sides	PVC on remaining sides	Fluted VWVIR or VWVIS 7/8"	Fluted VWFI 7/8"		
7/8"	7/8"	7/8"	7/8"	7/8"	7/8"	7/8"
2078	1643	2103	1643	2294		2573
2455	1971	2478	1971	2668		2948
2134	1715	2201	1715	2350		2626
		2768				
		2812				
		2812				
		2812				
		2953				
2493	1997	2559	2567	2706		2984
2366	1827	2455	2410	2571		2866
		2978				
		3055				
		3055				
		3055				
		3179				
2770	2256	2854	2812	2975		3267
2564	1891	2658	2521	2699		3028
		3360				
		3392				
		3392				
		3392				
		3457				
3008	2295	3103	2967	3143		3475

Base Options

	Code	Price
Casters (4), Dual Wheel Black Hard Wheel	CAS66	\$ 171
Casters (4), Dual Wheel Black Soft Wheel	CAS42	\$ 171
Casters (4), Dual Wheel Two-Tone		
Soft Wheel	CAS43	\$ 171

Finish Options

Chrome	\$ 165
Nickel	\$ 223
Powder Coat, Standard	n/c
Powder Coat, Premium	\$ 165
Platinum	\$ 488

Top Options

Table Link (ends only)	TLE	\$ 135
Special Laminate	TSP	call
Custom Cutout (per cutout)	TCC	\$ 120

Modesty Options

Panel, Laminate (Tilt/Nest only)	MPL	\$ 412
Panel, Veneer (Tilt/Nest only)	MPV	\$ 1022

Power + Data Options

Please reference the Power + Data Price List

Wire Management Options

Plastic Legway	WPL	\$ 78
1 Oval Brush Grommet, Location A	WOA	\$ 97
2 Oval Brush Grommets, Location D	WOD	\$ 194
2 Oval Brush Grommets, Location E	WOE	\$ 194
1 Oval Brush Grommet, Provide Location Print	WOG	\$ 97
1 Round Grommet, Location A	WRA	\$ 76
2 Round Grommets, Location D	WRD	\$ 152
2 Round Grommets, Location E	WRE	\$ 152
1 Round Grommet, Provide Location Print	WRG	\$ 76



Questions?











800 876 2120

Quickship Program Product
For Quickship specification details,
visit www.versteel.com/quickship

edge ordering code (radius corner) >
or
edge ordering code (square corner) >
top thickness >

edge ordering code (radius corner) >
or
edge ordering code (square corner) >
top thickness >
top thickness price >

top >
edge >

Laminate PVC	Laminate T-Mold	Laminate Wood	Laminate Soft PVC	Laminate 1 1/2" Wood	Laminate 1 1/2" Wood	
Flat	Convex	Flat	Bumper	Square	Bullnose	
						
LP1R or LP1S 7/8"	LTI 1 7/8"	LW1R or LW1S 7/8"	LB1R 7/8"	LWS1 7/8"	LWB1 7/8"	
Fluted		Fluted		Fluted		
						
LP1FR or LP1FS 7/8"		LW1FR or LW1FS 7/8"		LWF1 7/8"		
	7/8"		7/8"		7/8"	
Base Style	Table Description	Model #	Product Wt			
 PA1	24 x 84 Fix	PA1 2484REFX	≅OS 73	1576	2094	2446
	24 x 84 Fix w/FixMod	PA1 2484REFX XM	≅OS 95	2143	3380	
	24 x 84 Fix w/RemMod	PA1 2484REFX RM	≅OS 95	2178	3417	
	24 x 84 Tilt-Nest	PA1 2484RETN	≅OS 80	2325	2843	3193
	24 x 90 Fix	PA1 2490REFX	≅OS 77	1658	2259	2663
	24 x 90 Fix w/FixMod	PA1 2490REFX XM	≅OS 102	2224	3543	
	24 x 90 Fix w/RemMod	PA1 2490REFX RM	≅OS 102	2259	3580	
	24 x 90 Tilt-Nest	PA1 2490RETN	≅OS 84	2377	2978	3383
	24 x 96 Fix	PA1 2496REFX	≅OS 81	1744	2346	2749
	24 x 96 Fix w/FixMod	PA1 2496REFX XM	≅OS 107	2310	3632	
	24 x 96 Fix w/RemMod	PA1 2496REFX RM	≅OS 107	2345	3670	
	24 x 96 Tilt-Nest	PA1 2496RETN	≅OS 88	2413	3013	3420

To Order, Specify...

- 1 Model Number
- 2 Top Material
- 3 Edge Style and Thickness
- 4 Edge Color
- 5 Base Color
- 6 Additional Options



Laminate Wood	Laminate Urethane	Laminate Urethane/PVC	Veneer Wood	Veneer 1 1/4" Wood	Veneer 1 1/2" Wood	Veneer Wood
Ergo (user side only) LWEI 7/8"	Ergo (user side only) LUEI 7/8"	Ergo (user side only) LUPEIR or LUPEIS 7/8"	Flat VWIR or VWIS 7/8"	Square VWSI 7/8"	Bullnose VWBI 7/8"	Ergo (user side only) VWEI 7/8"
Reverse Bevel LWRI 7/8"	1/4" urethane on remaining sides	PVC on remaining sides	Fluted VWFIR or VWFIS 7/8"	Fluted VWFI 7/8"		
7/8"	7/8"	7/8"	7/8"	7/8"	7/8"	7/8"
3027		3265 3750 3807	2744	2946		3294
3777		4014	3492	3698		4044
3061		3311 4110 4169	2931	3162		3539
3782		4028	3649	3885		4257
3152		3396 4212 4255	3020	3253		3625
4253		4067	3684	3917		

Base Options

	Code	Price
Casters (4), Dual Wheel Black Hard Wheel	CAS66	\$ 171
Casters (4), Dual Wheel Black Soft Wheel	CAS42	\$ 171
Casters (4), Dual Wheel Two-Tone		
Soft Wheel	CAS43	\$ 171

Finish Options

Chrome	\$ 165
Nickel	\$ 223
Powder Coat, Standard	n/c
Powder Coat, Premium	\$ 165
Platinum	\$ 488

Top Options

Table Link (ends only)	TLE	\$ 135
Special Laminate	TSP	call
Custom Cutout (per cutout)	TCC	\$ 120

Modesty Options

Panel, Laminate (Tilt/Nest only)	MPL	\$ 412
Panel, Veneer (Tilt/Nest only)	MPV	\$ 1022

Power + Data Options

Please reference the Power + Data Price List

Wire Management Options

Plastic Legway	WPL	\$ 78
1 Oval Brush Grommet, Location A	WOA	\$ 97
2 Oval Brush Grommets, Location D	WOD	\$ 194
2 Oval Brush Grommets, Location E	WOE	\$ 194
1 Oval Brush Grommet, Provide Location Print	WOG	\$ 97
1 Round Grommet, Location A	WRA	\$ 76
2 Round Grommets, Location D	WRD	\$ 152
2 Round Grommets, Location E	WRE	\$ 152
1 Round Grommet, Provide Location Print	WRG	\$ 76



Questions?










800 876 2120

OS Quickship Program Product
For Quickship specification details,
visit www.versteel.com/quickship

edge ordering code (radius corner) >
or
edge ordering code (square corner) >
top thickness >

edge ordering code (radius corner) >
or
edge ordering code (square corner) >
top thickness >
top thickness price >

top >
edge >

Laminate PVC	Laminate T-Mold	Laminate Wood	Laminate Soft PVC	Laminate 1 1/2" Wood	Laminate 1 1/2" Wood
Flat	Convex	Flat	Bumper	Square	Bullnose
 LP1R or LP1S 7/8"	 LTI 1 7/8"	 LW1R or LW1S 7/8"	 LB1R 7/8"	 LWS1 7/8"	 LWB1 7/8"
 LP1R or LP1S 7/8"		 LW1R or LW1S 7/8"		 LWF1 7/8"	
	7/8"		7/8"		7/8"

Base Style

Table Description

Model #

Product Wt



PA1

30 x 42 Fix	PA1 3042REFX	OS	50
30 x 42 Tilt-Nest	PA1 3042RETN	OS	55
30 x 48 Fix	PA1 3048REFX	OS	54
30 x 48 Fix w/FixMod	PA1 3048REFX XM	OS	70
30 x 48 Fix w/RemMod	PA1 3048REFX RM	OS	70
30 x 48 Fix w/Fix			
LightweightFormMod	PA1 3048REFX XL		70
30 x 48 Fix w/Rem			
LightweightFormMod	PA1 3048REFX RL		70
30 x 48 Fix w/FixFormMod	PA1 3048REFX XF		70
30 x 48 Tilt-Nest	PA1 3048RETN	OS	59
30 x 60 Fix	PA1 3060REFX	OS	64
30 x 60 Fix w/FixMod	PA1 3060REFX XM	OS	79
30 x 60 Fix w/RemMod	PA1 3060REFX RM	OS	79
30 x 60 Fix w/Fix			
LightweightFormMod	PA1 3060REFX XL		79
30 x 60 Fix w/Rem			
LightweightFormMod	PA1 3060REFX RL		79
30 x 60 Fix w/FixFormMod	PA1 3060REFX XF		91
30 x 60 Tilt-Nest	PA1 3060RETN	OS	72
30 x 72 Fix	PA1 3072REFX	OS	73
30 x 72 Fix w/FixMod	PA1 3072REFX XM	OS	92
30 x 72 Fix w/RemMod	PA1 3072REFX RM	OS	92
30 x 72 Fix w/Fix			
LightweightFormMod	PA1 3072REFX XL		92
30 x 72 Fix w/Rem			
LightweightFormMod	PA1 3072REFX RL		92
30 x 72 Fix w/FixFormMod	PA1 3072REFX XF		106
30 x 72 Tilt-Nest	PA1 3072RETN	OS	81

To Order, Specify...

- 1 Model Number
- 2 Top Material
- 3 Edge Style and Thickness
- 4 Edge Color
- 5 Base Color
- 6 Additional Options



Laminate Wood	Laminate Urethane	Laminate Urethane/PVC	Veneer Wood	Veneer 1 1/4" Wood	Veneer 1 1/4" Wood	Veneer Wood
Ergo (user side only) LWEI 7/8"	Ergo (user side only) LUEI 7/8"	Ergo (user side only) LUPEIR or LUPEIS 7/8"	Flat VWIR or VWIS 7/8"	Square VWSI 7/8"	Bullnose VWBI 7/8"	Ergo (user side only) VWEI 7/8"
Reverse Bevel LWRI 7/8"	1/4" urethane on remaining sides	PVC on remaining sides	Fluted VWFIR or VWFIS 7/8"	Fluted VWFI 7/8"		
7/8"	7/8"	7/8"	7/8"	7/8"		7/8"
2026	1669	2259	2142	2280		2543
2483	2118	2713	2594	2735		3000
2280	1740	2345 2900 2941 2941 2941 3047	2355	2517		2810
2691	2206	2753	2770	2927		3219
2517	1882	2612 3137 3264 3264 3264 3423	2582	2764		3098
3115	2405	3205	3177	3358		3692
2831	1992	2884 3566 3619 3619 3619 3696	2824	3031		3312
3471	2506	3522	3460	3668		3947

Base Options

	Code	Price
Casters (4), Dual Wheel Black Hard Wheel	CAS66	\$ 171
Casters (4), Dual Wheel Black Soft Wheel	CAS42	\$ 171
Casters (4), Dual Wheel Two-Tone		
Soft Wheel	CAS43	\$ 171

Finish Options

Chrome	\$ 165
Nickel	\$ 223
Powder Coat, Standard	n/c
Powder Coat, Premium	\$ 165
Platinum	\$ 488

Top Options

Table Link (ends only)	TLE	\$ 135
Special Laminate	TSP	call
Custom Cutout (per cutout)	TCC	\$ 120

Modesty Options

Panel, Laminate (Tilt/Nest only)	MPL	\$ 412
Panel, Veneer (Tilt/Nest only)	MPV	\$ 1022

Power + Data Options

Please reference the Power + Data Price List

Wire Management Options

Plastic Legway	WPL	\$ 78
1 Oval Brush Grommet, Location A	WOA	\$ 97
2 Oval Brush Grommets, Location D	WOD	\$ 194
2 Oval Brush Grommets, Location E	WOE	\$ 194
1 Oval Brush Grommet, Provide Location Print	WOG	\$ 97
1 Round Grommet, Location A	WRA	\$ 76
2 Round Grommets, Location D	WRD	\$ 152
2 Round Grommets, Location E	WRE	\$ 152
1 Round Grommet, Provide Location Print	WRG	\$ 76



Laminate Wood	Laminate Urethane	Laminate Urethane/PVC	Veneer Wood	Veneer 1 1/4" Wood	Veneer 1 1/2" Wood	Veneer Wood
Ergo (user side only) LWEI 7/8"	Ergo (user side only) LUEI 7/8"	Ergo (user side only) LUPEIR or LUPEIS 7/8"	Flat VWIR or VWIS 7/8"	Square VWSI 7/8"	Bullnose VWBI 7/8"	Ergo (user side only) VWEI 7/8"
Reverse Bevel LWRI 7/8"	1/4" urethane on remaining sides	PVC on remaining sides	Fluted VWFIR or VWFIS 7/8"	Fluted VWFI 7/8"		
7/8"	7/8"	7/8"	7/8"	7/8"		7/8"
3163		3382 3959 4004	3039	3272		3634
4253		4364	4025	4253		4618
3399		3576 4368 4412	3280	3549		3932
4355		4528	4233	4498		4883
3490		3665 4472 4515	3368	3634		4020
4392		4561	4268	4535		4919

Base Options

	Code	Price
Casters (4), Dual Wheel Black Hard Wheel	CAS66	\$ 171
Casters (4), Dual Wheel Black Soft Wheel	CAS42	\$ 171
Casters (4), Dual Wheel Two-Tone Soft Wheel	CAS43	\$ 171

Finish Options

Chrome	\$ 165
Nickel	\$ 223
Powder Coat, Standard	n/c
Powder Coat, Premium	\$ 165
Platinum	\$ 488

Top Options

Table Link (ends only)	TLE	\$ 135
Special Laminate	TSP	call
Custom Cutout (per cutout)	TCC	\$ 120

Modesty Options

Panel, Laminate (Tilt/Nest only)	MPL	\$ 412
Panel, Veneer (Tilt/Nest only)	MPV	\$ 1022







Power + Data Options

Please reference the Power + Data Price List

Wire Management Options

Plastic Legway	WPL	\$ 78
1 Oval Brush Grommet, Location A	WOA	\$ 97
2 Oval Brush Grommets, Location D	WOD	\$ 194
2 Oval Brush Grommets, Location E	WOE	\$ 194
1 Oval Brush Grommet, Provide Location Print	WOG	\$ 97
1 Round Grommet, Location A	WRA	\$ 76
2 Round Grommets, Location D	WRD	\$ 152
2 Round Grommets, Location E	WRE	\$ 152
1 Round Grommet, Provide Location Print	WRG	\$ 76



Veneer Wood	Veneer 1 1/4" Wood	Veneer 1 1/4" Wood
Flat	Square	Bullnose
		
VW2R or VW2S 1 1/4"	VWS2 VWS3 1 1/4" 1 3/4"	VWB2 VWB3 1 1/4" 1 3/4"
Fluted	Fluted	Reverse Bevel
		
VWF2R or VWF2S 1 1/4"	VWF2 VWF3 1 1/4" 1 3/4"	VWR2 1 1/4" only
1 1/4"	1 1/4"	1 3/4"
4457	4892	5058
4841	5322	5503
5190	5713	5908
5574	6136	6336
6771	6975	8102
8266	9060	9752
9934	10896	12449
8114	8674	9711
10098	10701	11092
12586	13165	13487
15547	17101	17823

Finish Options

Chrome	\$ 165
Nickel	\$ 223
Powder Coat, Standard	n/c
Powder Coat, Premium	\$ 165
Platinum	\$ 488

Top Options

2-Piece Top (120" length only)	T2P \$ 629
Special Laminate	TSP call
Custom Cutout (per cutout)	TCC \$ 120

Power + Data Options

Please reference the Power + Data Price List

Wire Management Options

1 Oval Brush Grommet, Location K	WOK \$ 97
1 Oval Brush Grommet, Provide Location Print	WOG \$ 97
1 Round Grommet, Location K	WRK \$ 76
1 Round Grommet, Provide Location Print	WRG \$ 76
Power Hatch (black), Available in 6" increments ...	WPH
24" or less (each)	\$ 256
25" to 48" (each)	\$ 333
49" to 81" (each)	\$ 405
Accessory Wire Column	AWC \$ 280

Only available with Power Hatch



Questions?

800 876 2120












Ⓜ Indicates Number of Bases


Ⓜ Quickship Program Product
For Quickship specification details,
visit www.versteel.com/quickship

top >
edge >

edge ordering code >
or
edge ordering code >
top thickness >

edge ordering code >
or
edge ordering code >
top thickness >
top thickness price >







Laminate PVC	Laminate T-Mold	Laminate Wood	Laminate Soft PVC	Laminate 1 1/2" Wood	Laminate 1 1/2" Wood
Flat	Convex	Flat	Bumper	Square	Bullnose
					
LP2R LP3R	LT2 LT3	LW2R	LB2R	LWS2 LWS3	LWB2 LWB3
1 1/4" 1 3/4"	1 1/4" 1 3/4"	1 1/4"	1 1/4"	1 1/4" 1 3/4"	1 1/4" 1 3/4"
Fluted		Fluted	Reverse Bevel Acrylic	Fluted	Reverse Bevel
					
LPF2R LPF3R		LWF2R	LMRA2R	LWF2 LWF3	LWR2
1 1/4" 1 3/4"		1 1/4"	1 1/4"	1 1/4" 1 3/4"	1 1/4" only
1 1/4"	1 3/4"	1 1/4"	1 1/4"	1 1/4"	1 3/4"

Base Style	Table Description	Model #	Product Wt
 PA3	42 x 84 Fix	PA3 4284RAFX	Ⓜ0S 143
	42 x 96 Fix	PA3 4296RAFX	Ⓜ0S 160
	48 x 96 Fix	PA3 4896RAFX	Ⓜ0S 176
	48 x 120 Fix	PA3 48120RAFX	Ⓜ6 Ⓜ0S 233
	48 x 144 Fix	PA3 48144RAFX	Ⓜ6 272
	60 x 144 Fix	PA3 60144RAFX	Ⓜ6 339
	60 x 192 Fix	PA3 60192RAFX	Ⓜ6 437
	60 x 240 Fix	PA3 60240RAFX	Ⓜ10 553

To Order, Specify...

- 1 Model Number
- 2 Top Material
- 3 Edge Style and Thickness
- 4 Edge Color
- 5 Base Color
- 6 Additional Options



Veneer Wood	Veneer 1 1/4" Wood	Veneer 1 1/4" Wood
Flat  VW2R 1 1/4"	Square  VWS2 VWS3 1 1/4" 1 3/4"	Bullnose  VWB2 VWB3 1 1/4" 1 3/4"
Fluted  VWF2R 1 1/4"	Fluted  VWF2 VWF3 1 1/4" 1 3/4"	Reverse Bevel  VWR2 1 1/4" only
1 1/4"	1 1/4"	1 3/4"
6584	7254	7514
7156	7888	8153
7033	8082	8359
8473	9239	9773
10337	11268	12614
12179	13273	15161
15784	17204	19833
19922	22133	24591

Finish Options

Chrome	\$ 165
Nickel	\$ 223
Powder Coat, Standard	n/c
Powder Coat, Premium	\$ 165
Platinum	\$ 488

Top Options

2-Piece Top (120" length only)	T2P \$ 629
Special Laminate	TSP call
Custom Cutout (per cutout)	TCC \$ 120

Power + Data Options

Please reference the Power + Data Price List

Wire Management Options

1 Oval Brush Grommet, Location K	WOK \$ 97
1 Oval Brush Grommet, Provide Location Print	WOG \$ 97
1 Round Grommet, Location K	WRK \$ 76
1 Round Grommet, Provide Location Print	WRG \$ 76
Power Hatch (black), Available in 6" increments ...	WPH
24" or less (each)	\$ 256
25" to 48" (each)	\$ 333
49" to 81" (each)	\$ 405
Accessory Wire Column	AWC \$ 280

Only available with Power Hatch



Questions?

800 876 2120

Ⓜ Indicates Number of Bases

Ⓜ Quickship Program Product
For Quickship specification details,
visit www.versteel.com/quickship

top >
edge >

edge ordering code >
or
edge ordering code >
top thickness >







edge ordering code >
or
edge ordering code >
top thickness >
top thickness price >

	Laminate PVC	Laminate T-Mold	Laminate Wood	Laminate Soft PVC	Laminate 1 1/2" Wood	Laminate 1 1/2" Wood		
	Flat	Convex	Flat	Bumper	Square	Bullnose		
	LP2R LP3R	LT2 LT3	LW2R	LB2R	LWS2 LWS3	LWB2 LWB3		
	1 1/4" 1 3/4"	1 1/4" 1 3/4"	1 1/4"	1 1/4"	1 1/4" 1 3/4"	1 1/4" 1 3/4"		
	Fluted		Fluted	Reverse Bevel Acrylic	Fluted	Reverse Bevel		
	LPF2R LPF3R		LWF2R	LMRA2R	LWF2 LWF3	LWR2		
	1 1/4" 1 3/4"		1 1/4"	1 1/4"	1 1/4" 1 3/4"	1 1/4" only		
	1 1/4"	1 3/4"	1 1/4"		1 1/4"	1 3/4"		
Base Style	Table Description	Model #	Product Wt					
	Boat							
	42 x 48 x 96 Fix	PA3 4296BTFX Ⓜ Ⓜ	204	3523	3724	5049	6437	7148
	42 x 48 x 120 Fix	PA3 42120BTFX Ⓜ Ⓜ	241	4088	4323	5797	7324	8130
	42 x 48 x 144 Fix	PA3 42144BTFX Ⓜ	297	4963	5246	6859	10440	11586
	48 x 60 x 192 Fix	PA3 48192BTFX Ⓜ	437	6888	7279	9252	9628	10686
	48 x 60 x 240 Fix	PA3 48240BTFX Ⓜ	546	8385	8848	11188	15651	17374
	Arc Boat							
	42 x 48 x 96 Fix	PA3 4296ABFX Ⓜ Ⓜ	204	3523	3724	5049	6437	7148
	42 x 48 x 120 Fix	PA3 42120ABFX Ⓜ Ⓜ	241	4088	4323	5797	7324	8130
	42 x 48 x 144 Fix	PA3 42144ABFX Ⓜ	297	4963	5246	6859	10440	11586
	48 x 60 x 192 Fix	PA3 48192ABFX Ⓜ	437	6888	7279	9252	9628	10686
	48 x 60 x 240 Fix	PA3 48240ABFX Ⓜ	546	8385	8848	11188	15651	17374

To Order, Specify...

- 1 Model Number
- 2 Top Material
- 3 Edge Style and Thickness
- 4 Edge Color
- 5 Base Color
- 6 Additional Options



Veneer Wood	Veneer 1 1/4" Wood	Veneer 1 1/4" Wood
Flat  VW2R 1 1/4"	Square  VWS2 VWS3 1 1/4" 1 3/4"	Bullnose  VWB2 VWB3 1 1/4" 1 3/4"
Fluted  VWF2R 1 1/4"	Fluted  VWF2 VWF3 1 1/4" 1 3/4"	Reverse Bevel  VWR2 1 1/4" only
1 1/4"	1 1/4"	1 3/4"
8364	8511	9447
10268	10412	11559
12983	13126	14571
16333	21443	23801
16535	23684	24013
8364	8511	9447
10268	10412	11559
12983	13126	14571
16333	21443	23801
16535	23684	24013

Finish Options

Chrome	\$ 165
Nickel	\$ 223
Powder Coat, Standard	n/c
Powder Coat, Premium	\$ 165
Platinum	\$ 488

Top Options

2-Piece Top (120" length only)	T2P \$ 629
Special Laminate	TSP call
Custom Cutout (per cutout)	TCC \$ 120

Power + Data Options

Please reference the Power + Data Price List

Wire Management Options

1 Oval Brush Grommet, Location K	WOK \$ 97
1 Oval Brush Grommet, Provide Location Print	WOG \$ 97
1 Round Grommet, Location K	WRK \$ 76
1 Round Grommet, Provide Location Print	WRG \$ 76
Power Hatch (black), Available in 6" increments ...	WPH
24" or less (each)	\$ 256
25" to 48" (each)	\$ 333
49" to 81" (each)	\$ 405
Accessory Wire Column	AWC \$ 280

Only available with Power Hatch



Questions?

800 876 2120

Ⓜ Indicates Number of Bases

Ⓜ Quickship Program Product
For Quickship specification details,
visit www.versteel.com/quickship

edge ordering code (radius corner) >

or

edge ordering code (square corner) >

top thickness >

edge ordering code (radius corner) >

or

edge ordering code (square corner) >

top thickness >

top >
edge >







Laminate PVC	Laminate T-Mold	Laminate Wood	Laminate Soft PVC	Laminate 1 1/2" Wood	Laminate 1 1/2" Wood	
Flat	Convex	Flat	Bumper	Square	Bullnose	
LP2R or LP2S 1 1/4"	LP3R or LP3S 1 3/4"	LT2 LT3 1 1/4" 1 3/4"	LW2R or LW2S 1 1/4"	LB2R 1 1/4"	LWS2 LWS3 1 1/4" 1 3/4"	LWB2 LWB3 1 1/4" 1 3/4"
Fluted		Fluted	Reverse Bevel Acrylic	Fluted	Reverse Bevel	
LPF2R or LPF2S 1 1/4"	LPF3R or LPF3S 1 3/4"	LWF2R or LWF2S 1 1/4"	LMRA2R or LMRA2S 1 1/4"	LWF2 LWF3 1 1/4" 1 3/4"	LWR2 1 1/4" only	
1 1/4"	1 3/4"	1 1/4"	1 1/4"	1 1/4"	1 3/4"	

Base Style	Table Description	Model #	Product Wt
	Video Conference		
	36 x 48 x 96 Fix	PA3 3696VCFX Ⓜ Ⓜ	191
	36 x 48 x 120 Fix	PA3 36120VCFX Ⓜ Ⓜ	225
	36 x 48 x 144 Fix	PA3 36144VCFX Ⓜ	277
	48 x 60 x 120 Fix	PA348120VCFX Ⓜ Ⓜ	274
	48 x 60 x 144 Fix	PA3 48144VCFX Ⓜ	336
	48 x 60 x 192 Fix	PA3 48192VCFX Ⓜ	442
	48 x 60 x 240 Fix	PA3 48240VCFX Ⓜ	530
	Video Arc Conference		
	36 x 48 x 96 Fix	PA3 3696AVFX Ⓜ Ⓜ	191
	36 x 48 x 120 Fix	PA3 36120AVFX Ⓜ Ⓜ	225
	36 x 48 x 144 Fix	PA3 36144AVFX Ⓜ	277
	48 x 60 x 120 Fix	PA348120AVFX Ⓜ Ⓜ	274
	48 x 60 x 144 Fix	PA3 48144AVFX Ⓜ	336
48 x 60 x 192 Fix	PA3 48192AVFX Ⓜ	442	
48 x 60 x 240 Fix	PA3 48240AVFX Ⓜ	530	

To Order, Specify...

- 1 Model Number
- 2 Top Material
- 3 Edge Style and Thickness
- 4 Edge Color
- 5 Base Color
- 6 Additional Options



Veneer Wood	Veneer 1 1/4" Wood	Veneer 1 1/4" Wood
Flat  VW2R or VW2S 1 1/4"	Square  VWS2 VWS3 1 1/4" 1 3/4"	Bullnose  VWB2 VWB3 1 1/4" 1 3/4"
Fluted  VWF2R or VWF2S 1 1/4"	Fluted  VWF2 VWF3 1 1/4" 1 3/4"	Reverse Bevel  VWR2 1 1/4" only
1 1/4"	1 1/4"	1 3/4"
8019	8860	9137
8738	9610	10674
11242	12362	13764
11804	12981	14452
12392	15280	15426
13678	20093	20240
15617	23777	23924
8019	8860	9137
8738	9610	10674
11242	12362	13764
11804	12981	14452
12392	15280	15426
13678	20093	20240
15617	23777	23924

Finish Options

Chrome	\$ 165
Nickel	\$ 223
Powder Coat, Standard	n/c
Powder Coat, Premium	\$ 165
Platinum	\$ 488

Top Options

2-Piece Top (120" length only)	T2P \$ 629
Special Laminate	TSP call
Custom Cutout (per cutout)	TCC \$ 120

Power + Data Options

Please reference the Power + Data Price List

Wire Management Options

1 Oval Brush Grommet, Location K	WOK \$ 97
1 Oval Brush Grommet, Provide Location Print	WOG \$ 97
1 Round Grommet, Location K	WRK \$ 76
1 Round Grommet, Provide Location Print	WRG \$ 76
Power Hatch (black), Available in 6" increments ...	WPH
24" or less (each)	\$ 256
25" to 48" (each)	\$ 333
49" to 81" (each)	\$ 405
Accessory Wire Column	AWC \$ 280

Only available with Power Hatch













Questions?

800 876 2120

top >
edge >

edge ordering code (radius corner) >
or
edge ordering code (square corner) >
top thickness >

edge ordering code (radius corner) >
or
edge ordering code (square corner) >
top thickness >
top thickness price >

Laminate PVC	Laminate Wood	Laminate 1 1/4" Wood	Veneer Wood	Veneer 1 1/4" Wood
Flat 	Flat 	Square 	Flat 	Square 
LP2R or LP2S 1 1/4"	LW2R or LW2S 1 1/4"	LWS2 1 1/4"	VW2R or VW2S 1 1/4"	VWS2 1 1/4"
Fluted 	Fluted 	Fluted 	Fluted 	Fluted 
LPF2R or LPF2S 1 1/4"	LWF2R or LWF2S 1 1/4"	LWF2 1 1/4"	VWF2R or VWF2S 1 1/4"	VWF2 1 1/4"
1 1/4"	1 1/4"	1 1/4"	1 1/4"	1 1/4"

Base Style

Table Description

Model #

Product Wt



20 x 60 Fix w/FixMod	PAZ 2060REFX	51
20 x 72 Fix w/FixMod	PAZ 2072REFX	61
20 x 84 Fix w/FixMod	PAZ 2084REFX	71
24 x 60 Fix w/FixMod	PAZ 2460REFX	59
24 x 72 Fix w/FixMod	PAZ 2472REFX	70
24 x 84 Fix w/FixMod	PAZ 2484REFX	82
30 x 60 Fix w/FixMod	PAZ 3060REFX	70
30 x 72 Fix w/FixMod	PAZ 3072REFX	84
30 x 84 Fix w/FixMod	PAZ 3084REFX	98

To Order, Specify...

- 1 Model Number
- 2 Top Material
- 3 Edge Style and Thickness
- 4 Edge Color
- 5 Base Color
- 6 Additional Options



Finish Options

Chrome	\$ 165
Nickel	\$ 223
Powder Coat, Standard	n/c
Powder Coat, Premium	\$ 165
Platinum	\$ 488

Top Options

Special Laminate	TSP	call
Custom Cutout (per cutout)	TCC	\$ 120

Power + Data Options

Please reference the Power + Data Price List

Wire Management Options

Plastic Legway	WPL	\$ 78
1 Round Grommet, Provide Location Print	WRG	\$ 76













Questions?

800 876 2120

top >
edge >

edge ordering code (radius corner) >
or
edge ordering code (square corner) >
top thickness >

edge ordering code (radius corner) >
or
edge ordering code (square corner) >
top thickness >
top thickness price >

Laminate PVC	Laminate Wood	Laminate 1 1/4" Wood	Veneer Wood	Veneer 1 1/4" Wood
Flat 	Flat 	Square 	Flat 	Square 
LP2R or LP2S 1 1/4"	LW2R or LW2S 1 1/4"	LWS2 1 1/4"	VW2R or VW2S 1 1/4"	VWS2 1 1/4"
Fluted 	Fluted 	Fluted 	Fluted 	Fluted 
LPF2R or LPF2S 1 1/4"	LWF2R or LWF2S 1 1/4"	LWF2 1 1/4"	VWF2R or VWF2S 1 1/4"	VWF2 1 1/4"
1 1/4"	1 1/4"	1 1/4"	1 1/4"	1 1/4"

Base Style

Table Description

Model #

Product Wt



PAD

36 x 72 Fix	PAD 3672REFX	122
36 x 84 Fix	PAD 3684REFX	136
36 x 96 Fix	PAD 3696REFX	150
42 x 72 Fix	PAD 4272REFX	136
42 x 84 Fix	PAD 4284REFX	152
42 x 96 Fix	PAD 4296REFX	168
48 x 72 Fix	PAD 4872REFX	150
48 x 84 Fix	PAD 4884REFX	168
48 x 96 Fix	PAD 4896REFX	187

To Order, Specify...

- 1 Model Number
- 2 Top Material
- 3 Edge Style and Thickness
- 4 Edge Color
- 5 Base Color
- 6 Additional Options



Finish Options

Chrome	\$ 165
Nickel	\$ 223
Powder Coat, Standard	n/c
Powder Coat, Premium	\$ 165
Platinum	\$ 488

Top Options

Special Laminate	TSP	call
Custom Cutout (per cutout)	TCC	\$ 120

Power + Data Options

Please reference the Power + Data Price List

Wire Management Options

Plastic Legway	WPL	\$ 78
1 Round Grommet, Provide Location Print	WRG	\$ 76

All prices are delivered list price effective with date printed on cover and supersedes all other published price lists. Versteel reserves the right to change prices or specifications without prior notice. Orders are accepted subject to price prevailing at time of shipment.

versteel.com
Made in America
800 876 2120