

TARIFF-FREE TABLES

Proudly crafted in the USA.
No tariff surcharge.

Tables

2025 Price List

[➔ JUMP TO PRICING](#)

VERSTEEL




Tops

Paces tables are available in round, square, rectangle, racetrack, boatshape, arc boatshape, video conference and arc video conference top shapes. Tops are available in laminate or veneer with a $\frac{7}{8}$ ", $1\frac{1}{4}$ " or $1\frac{3}{4}$ " edge thickness depending upon the top shape and size. Refer to pricing pages for edge availability.

Bases

The Paces bases have an iconic vertical line formed into the steel creating a peanut shape. The fixed apex base is used with round and square tops. Rectangle tops feature the side by side welded legs which provide better distribution of weight and balance. These bases are available either fixed or tilt-nest. The conference base is used on all larger conference tables.

Table Height

Standard table height is 29" tall.

Modesty Panels

Fixed rectangle tables can be ordered with or without a $\frac{7}{8}$ " thick modesty panel. A panel modesty is available for the tilt-nest tables.

Power + Data

To complete your specification, power and data along with wire management options can be added to your table. Refer to the Power + Data Price List.

Quickship Program

Available for select products in the Paces series. Tables must be specified with a laminate top, either a PVC edge or a flat wood edge and powder coat base finish.

The Versteel Quickship Program consists of up to 50 tables, 25 tables with modesty panels or 100 chairs in 10 working days from time of order (received by 12pm EST). Orders must be accompanied by final material and finish specifications for order entry. They must be clearly marked "Quickship" and consist of products from the program. Quickship orders cannot be changed or cancelled, and credit approval must be acquired within 24 hours.

For additional information see Versteel.com.

Laminate and Veneer, Standard Core Construction

The standard top construction consists of 45–50 lb particleboard, surfaced with a high pressure laminate or plain sliced veneer face. A backer sheet is laminated to the underside of the top. Tops are shipped pre-drilled for field installation of bases and accessories.



PVC Flat or Fluted Edge

Edge of 2mm PVC hot melt banded to the top with 1/8" radius at the top and bottom. Available with 1 1/2" radius corners or square corners.



Offered in twenty-one (21) standard colors.



Convex T-Mold Edge

Edge of 5/16" thick solid vinyl convex t-mold with 1 1/2" radius corners.

Offered in four (4) standard colors.



Wood Flat or Fluted Edge

Wood banding hot melt banded to the top with 1/8" radius at the top and bottom. Available with 1 1/2" radius corners or square corners.



Offered in Ash, Cherry, Maple or Walnut materials.



Bumper Edge

Exposed ply core banding with rubberized 5/16" width bumper in the center of profile. Corners with 1 1/2" radius are available on tables with 1 1/4" edge thickness.

Offered in black bumper standard color.



Wood Square or Fluted Edge

Edge of 1 1/4" wide solid wood with softened top and bottom edges, and square, softened mitered corners.



Offered in Ash, Cherry, Maple or Walnut materials.



Wood Bullnose Edge

Edge of 1 1/4" wide solid wood with a full bullnose edge, and 1" radius mitered corners.



Offered in Ash, Cherry, Maple or Walnut materials.



Wood Reverse Bevel Edge

Edge of 2" wide solid wood designed with a reverse sloped edge on one side and a flat wood edge on the remaining three sides for all Entourage cabinets. When specified on Elements Conference the reverse bevel detail will be on all four sides with mitered corners. Available on 1 1/4" edge thicknesses.

Offered in Ash, Cherry, Maple or Walnut materials.



Wood Ergo Edge

Edge of 1 3/4" wide (on 7/8" thick tops) or 2 1/2" wide (on 1 1/4" thick tops) solid wood designed with a sloped edge for added comfort with softened, mitered corners.



Offered in Ash, Cherry, Maple or Walnut materials.



Urethane Ergo Edge (User Side)

Edge of 1 3/4" wide molded urethane designed with a sloped ergonomic edge on one side and a 1/4" wide square urethane edge on the remaining three sides. Corners are square. Available on 7/8" edge thicknesses.

Offered in ten (10) standard colors.



Urethane/PVC Ergo Edge (User Side)

Edge of 1 3/4" wide molded urethane designed with a sloped ergonomic edge on one side and a 2mm PVC flat edge on the remaining sides. PVC corners are available in square or radius on 7/8" and 1 1/4" edge thicknesses.

Urethane offered in ten (10) colors with coordinating PVC colors.

Shipping Schedule

Standard Items

| | |
|------------------------------|-----------------|
| Laminate, Convex T-Mold Edge | 3-5 WEEKS |
| Laminate, PVC Edge | 3-5 WEEKS |
| Laminate, Wood Edge | 3-5 WEEKS |
| Laminate, Urethane Edge | 6-8 WEEKS |
| Veneer, Wood Edge | 6-8 WEEKS |
| Quickship | 10 WORKING DAYS |

Contact Versteel Customer Service for special lead time requests.

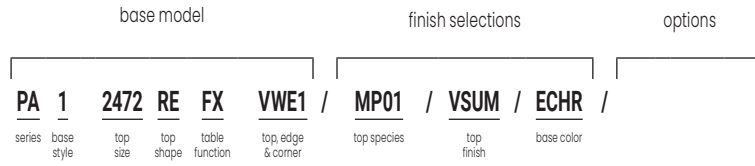
BIFMA

All Versteel products are constructed to pass the relevant ANSI/BIFMA standards. For more detailed specifications by series and base style, contact Versteel Customer Service at 800.876.2120.

Additional information regarding warranty, terms and conditions, shipping, care and maintenance, etc. can be found in the All Tables price list

To Order, Specify...

- 1 Model Number, include top and edge style
- 2 Top Material
 - a. Laminate manufacturer and color
 - b. Veneer species and finish color
- 3 Edge Style and Thickness
- 4 Edge Color
- 5 Base Color
- 6 Additional Options



A **PA1 2472REFX VWE1** is a Paces series 24" x 72" rectangle table with fixed bases, a veneer 7/8" thick top with an ergo wood edge (user side).

The codes **MP01 / VSUM / ECHR** specify a Maple top species with Sugar Maple finish and Chrome bases.

Model Number PA1 2472REFX VWE1



Orders may be sent via

Mailing Address
Versteel
2332 Cathy Lane
Jasper IN 47546

Contact Versteel

Email contact@versteel.com
Phone 800 876 2120
812 634 2120

Laminate

Versteel's standard offering of laminates includes over 900 laminates from Formica, Nevamar, Pionite and Wilsonart.

Laminate manufacturers change standard offerings frequently, making it possible a standard product can become unavailable. Versteel cannot be responsible for any inconvenience this may cause.

Veneer

Paces tables are available with plain sliced Ash, Cherry, Maple and Walnut veneers.

Veneer Species

| | | | |
|------------------|------|------------------|------|
| Ash | AP01 | Maple. | MP01 |
| Cherry | CP01 | Walnut | WP01 |

Veneer Finish

Ash

| | | | |
|-------------------|------|-------------------|------|
| Beach. | VBEA | Fog | VFOG |
| Chestnut. | VCHE | Pebble | VPEB |
| Drift | VDRI | Whisper | VWHI |
| Fawn | VFAW | | |

Cherry

| | | | |
|---------------------------|------|--------------------------|------|
| Blossom Cherry | VBLC | Java Cherry. | VJAC |
| Cordovan Cherry | VCNC | Millwork Cherry. | VMWC |
| Golden Cherry | VGNC | | |

Maple

| | | | |
|-------------------------|------|-----------------------|------|
| Caramel Maple | VCMM | Sugar Maple | VSUM |
| Solar Maple. | VSLM | | |

Walnut

| | | | |
|---------------------------|-------|-------------------------|------|
| Brighton Walnut | .VBRW | Natural Walnut. | VNAW |
| Espresso Walnut. | .VESW | | |

PVC Edge Colors

| | | | |
|---------------------------|-------|----------------------------|------|
| Absolute Acajou | CABA | Nimbus. | CNIM |
| Alloy. | .CALY | Pearl | CPEA |
| Carbon. | .CCAR | Platinum. | CPLA |
| Champagne | .CCHA | Pralines & Cream | CPRC |
| Coconut | .CCOC | Shadow | CSHA |
| Ebony. | .CEBO | Snow | CSNO |
| Florence Walnut | .CFLW | Stone | CSTO |
| Fossil | .CFOS | Storm. | CSTM |
| Graphite | .CGRA | Whisper | CWHI |
| Grey. | .CGRE | White Linen | CWHL |
| Kensington Maple. | .CKEM | | |

T-Mold Edge Colors

| | | | |
|--------------------|-------|-----------------|-------|
| Ebony. | .TEBO | Nimbus. | .TNIM |
| Graphite | .TGRA | Storm. | .TSTM |

Wood Edge Species

| | | | |
|------------------|------|------------------|-----|
| Ash | .A01 | Maple. | M01 |
| Cherry | .C01 | Walnut | W01 |

Wood Edge Finishes

Ash

| | | | |
|-------------------|------|-------------------|------|
| Beach. | WBEA | Fog | WFOG |
| Chestnut. | WCHE | Pebble | WPEB |
| Drift | WDRI | Whisper | WWHI |
| Fawn | WFAW | | |

Cherry

| | | | |
|---------------------------|------|--------------------------|------|
| Blossom Cherry | WBLC | Java Cherry. | WJAC |
| Cordovan Cherry | WCNC | Millwork Cherry. | WMWC |
| Golden Cherry | WGNC | | |

Maple

| | | | |
|-------------------------|------|-----------------------|------|
| Caramel Maple | WCMM | Sugar Maple | WSUM |
| Solar Maple. | WSLM | | |

Walnut

| | | | |
|---------------------------|-------|-------------------------|------|
| Brighton Walnut | .WBRW | Natural Walnut. | WNAW |
| Espresso Walnut. | .WESW | | |

Urethane Edge Colors

| | | | |
|--------------------|-------|-----------------------|--------|
| Alloy. | .UALY | Pearl | .JUPEA |
| Ebony. | .UEBO | Stone | .USTO |
| Fossil | .UFOS | Storm. | .USTM |
| Graphite | .UGRA | Whisper | .UWHI |
| Nimbus. | .UNIM | White Linen | .UWHL |

Studio Steel®

Versteel’s “urban fabrication” process leaves the telltale signs of welding and assembly on the surface, highlighting a manufacturing aesthetic. Choosing a clear or transparent powder coat is recommended, allowing tonal striations (created as a result of extreme heat), natural textures, and the inherent qualities of raw steel to show through.

Studio Steel Process \$165

Powder Coat Finishes

All powder coat finishes in the Versteel offering have been formulated with the use of epoxy, polyester or epoxy and polyester blends to maximize the finish durability.

Powder Coat Finish Options

Powder Coat – Standard n/c
 Powder Coat – Premium (Hope). \$165
 Powder Coat – Premium (Platinum) \$488

Powder Coat Colors

| | | | |
|-------------------------|-------|---------------------------|-------|
| Alloy | .PALY | Mint | .PMNT |
| Amethyst | .PAME | Navy | .PNAV |
| Anthracite | .PANT | Nimbus. | .PNIM |
| Black Anodized. | .PBLA | Nutmeg | .PNUT |
| Bronze | .PBRO | ◆ Pacific | .PPAC |
| Calypso | .PCAL | Pearl | .PPEA |
| Carbon. | .PCAR | Pebble | .PPEB |
| Champagne | .PCHA | Ⓟ Platinum | .PPLA |
| Coconut | .PCOC | Poppy. | .PPOP |
| ◆ Copper. | .PCOP | ◆ Raven. | .PRAV |
| Crimson | .PCRI | Royal | .PROY |
| ◆ Crystal | .PCRY | ◆ Satin | .PSAT |
| Daffodil. | .PDAF | Seaside | .PSEA |
| Ebony. | .PEBO | Shipyard | .PSHI |
| Forest. | .PFOR | Silver | .PSIL |
| Fossil | .PFOS | Snow | .PSNO |
| ◆ Garnet | .PGAR | Stone | .PSTO |
| ◆ Gold. | .PGOL | Storm. | .PSTM |
| Graphite | .PGRA | Terra Cotta | .PTEC |
| Ⓟ Hope | .PHOP | Whisper | .PWHI |
| Kelly Green | .PKEG | White Linen | .PWHL |
| ◆ Matte | .PMAT | Powder Coat Alternative . | .OPA |
| Mica. | .PMIC | | |

Transparent Powder Coats (indicated by ◆)

Please note that the transparent characteristics of these powders allow all natural welds and textures inherent to raw steel to be visible.

Premium Powder Coats (indicated by Ⓟ)

Versteel’s premium process uses specially formulated powder coats for a truly unique color palette.

Chrome

Versteel applies a deep luster chrome plated finish. Chrome is the most durable finish available. Specify Chrome and add \$165 list per table.

Chrome ECHR

Nickel

Versteel applies a nickel plated finish with a clear coat applied for durability. Specify Nickel and add \$223 list per table.

Nickel ENKL

Finish Reference & Samples

For finish color reference, please refer to our website. Contact Versteel Customer Service to receive actual color samples for color matches and final color approval.

Special Laminate**Call for quotation**

Specify code **TSP** (Special Laminate), indicate the quoted charges per table

Special laminates and patterns can be specified as an option. To specify, contact Versteel Customer Service for availability and pricing.

NOTE LAMINATES IN STANDARD COLORS AND TEXTURES FROM FORMICA, NEVAMAR, PIONITE AND WILSONART ARE STANDARD

CAUTION LAMINATE MANUFACTURERS CHANGE STANDARD OFFERINGS FREQUENTLY, MAKING IT POSSIBLE A STANDARD PRODUCT CAN BECOME UNAVAILABLE. VERSTEEL CANNOT BE RESPONSIBLE FOR ANY INCONVENIENCE THIS MAY CAUSE.

Custom PVC Color Match**Call for quotation / one time charge per color, per order**

Specify code **OCF** (Custom PVC Color Match), add cost from Versteel quotation

PVC Color Match can be the selection of a color that is available from a Versteel supplier or a new custom color developed for the order. Minimum footage requirements mean that the amount of material needed for your order will effect the cost.

For PVC Color Matching you must supply a color reference sample. Versteel will review the sample for possible existing colors available and send a sample for customer approval. If no color match exists, a custom match will be developed and sampled for customer approval before a production schedule is established.

Custom T-Mold Color Match**Call for quotation / one time charge per color, per order**

Specify code **OCT** (Custom T-Mold Color Match), add cost from Versteel quotation

T-Mold Color Match can be the selection of a color that is available from a Versteel supplier or a new custom color developed for the order. Minimum footage requirements mean that the amount of material needed for your order will effect the cost.

For T-Mold Color Matching you must supply a color reference sample. Versteel will review the sample for possible existing colors available and send a sample for customer approval. If no color match exists, a custom match will be developed and sampled for customer approval before a production schedule is established.

Custom Urethane Edge**Call for quotation / one time charge per color, per order**

Specify code **OCU** (Custom Urethane Color Match), add cost from Versteel quotation

For Urethane Color Matching you must supply a color reference sample. A custom match will be developed and sampled for customer approval before a production schedule is established.

Powder Coat Alternative**Call for quotation**

Specify code **OPA** (Powder Coat Alternative), add cost from Versteel quotation

Powder Coat Alternative is available from Versteel. The entire RAL color reference along with hundreds of other color and finishes are available.

For Powder Coat Alternative matching, you must supply a color reference sample, or an RAL number. Versteel will review the sample for possible existing colors available and send a sample for customer approval. If no color match exists a custom match can be developed. Call Versteel Customer Service for associated upcharges on custom color development.

Stain Finish Match**\$996 / one time charge per finish, per order**

Specify code **OSM** (Stain Finish Match), add \$996.00 list per finish, per order

Alternative Stain Finishes are available for veneer and wood edged tops.

For Stain Finish Matching you must supply two 4" x 4" finish color and grain reference samples. An expertly finish matched sample will be provided for customer approval.

Veneer and Wood Edge Alternatives**Call for quotation**

For veneer and wood edge requirements other than the standard plain sliced Ash, Cherry, Maple and Walnut, contact Versteel Customer Service. Versteel is adept at working with a host of domestic and exotic materials. From inlays, figures, pie cuts and special edge profiles, to custom fill levels and sheens, each top is created using the best of technology and old world craftsmanship. The items you only imagined or expected to only be available from a millwork shop are now just another part of your Versteel order. Call Versteel Customer Service for availability and quotation.

Wood Finish Alternatives**Call for quotation**

When veneer tables are required to have a finish other than the standard natural grain fill level finish appearance, semi-filled or full-filled finishes are available by requesting a quote from Versteel. Call Versteel Customer Service for availability and quotation.

Table Top and Edge Alternatives

Table tops and/or edges can be produced in alternative materials if desired. Contact Versteel Customer Service for pricing and availability.

Alternate Core Construction

Alternate core constructions are available, including medium density fiberboard (MDF), and cores that contain no urea formaldehyde. Contact Versteel Customer Service for pricing and availability.

NOTE CUSTOMS OR ALTERNATIVES MAY AFFECT STANDARD PRODUCTION SCHEDULES

Casters - Dual Wheel Black Hard Wheel**\$171 / table**

Specify code **CAS66** (Dual Wheel Black Hard Wheel Casters), add \$171.00 list per table

Dual wheel, black hard wheel, 3" diameter, locking casters are available on PA2 and PA1 base styles. Each is fitted into a reinforced caster receiver and must be specified at time of order. Caster option does not change the overall height of the table. See individual product pages for availability.

**Casters - Dual Wheel Black Soft Wheel****\$171 / table**

Specify code **CAS42** (Dual Wheel Black Soft Wheel Casters), add \$171.00 list per table

Dual wheel, black soft wheel, 3" diameter, locking casters are available on PA2 and PA1 base styles. Each is fitted into a reinforced caster receiver and must be specified at time of order. Caster option does not change the overall height of the table. See individual product pages for availability.

**Casters - Dual Wheel Two-Tone Soft Wheel****\$171 / table**

Specify code **CAS43** (Dual Wheel Two-Tone Soft Wheel Casters), add \$171.00 list per table

Dual wheel, two-tone soft wheel, 3" diameter, locking casters are available on PA2 and PA1 base styles. Each is fitted into a reinforced caster receiver and must be specified at time of order. Caster option does not change the overall height of the table. See individual product pages for availability.

**Two-Piece Top (120")****\$629 / table**

Specify code **T2P** (Two-Piece Top), add \$629.00 list per table

Standard Versteel tables in lengths up to 120" are a seamless, single piece top. When the two-piece option is specified, the splice joint edge is unfinished, table shipped with necessary hardware. Any table over 120" long will be produced as a two-piece top.

Top Custom Cutout**\$120 / cutout**

Specify code **TCC** (Top Custom Cutout), add \$120.00 list per cutout

Top Custom Cutout requires a drawing for production and is subject to approvals.

Table Link - Ends Only**\$135 / table**

Specify code **TLE** (Table Link - Ends Only), add \$135.00 list per table

Table Link is for linking Versteel table configurations in typical room situations. Specify Table Link - Ends Only when your configuration requires linking on the table ends only. Available on tables with PVC, 3mm Wood, Wood Square, Wood Fluted and Ergo user side edge details. Table Link - Ends Only is included with electrical package options. This will prevent the accidental disconnection of power supply to adjacent tables.

**Panel Modesty, Laminate****\$412 / each**

Specify code **MPL** (Panel Modesty, Laminate), add \$412 list per table.

Available on Tilt-Nest tables, the Panel Modesty, Laminate is specified with the table. Length of modesty is determined by the table size. Inserts are included in the table top with hook brackets and handwheels are factory installed. Panel is hung from hook brackets after the table is assembled. Panel Modesty finishes match table top finish selections. When table is tilted or nested the Panel Modesty tilts against the leg.

**Panel Modesty, Veneer****\$1022 / each**

Specify code **MPV** (Panel Modesty, Veneer), add \$1022.00 list per table.

Available on Tilt-Nest tables, the Panel Modesty, Veneer is specified with the table. Length of modesty is determined by the table size. Inserts are included in the table top with hook brackets and handwheels are factory installed. Panel is hung from hook brackets after the table is assembled. Panel Modesty finishes match table top finish selections. When table is tilted or nested the Panel Modesty tilts against the leg.
















Questions?

800 876 2120

OS Quickship Program Product
For Quickship specification details,
visit www.versteel.com/quickship

| top > edge > | Laminate PVC | Laminate T-Mold | Laminate Wood | Laminate Soft PVC | Laminate 1 1/2" Wood | Laminate 1 1/2" Wood | | | | |
|--|---|---|--|---|---|---|------|------|------|------|
| edge ordering code > | Flat  LP1R LP2R | Convex  LT1 LT2 | Flat  LW1R LW2R | Bumper  LB1R LB2R | Square  LWS1 LWS2 | Bullnose  LWB1 LWB2 | | | | |
| top thickness > | 7/8" 1 1/4" | 7/8" 1 1/4" | 7/8" 1 1/4" | 7/8" 1 1/4" | 7/8" 1 1/4" | 7/8" 1 1/4" | | | | |
| edge ordering code > | Fluted  LPF1R LPF2R | | Fluted  LWF1R LWF2R | Reverse Bevel Acrylic  LMRA2R | Fluted  LWF1 LWF2 | | | | | |
| top thickness > | 7/8" 1 1/4" | | 7/8" 1 1/4" | 1 1/4" | 7/8" 1 1/4" | | | | | |
| top thickness price > | 7/8" 1 1/4" | 1 1/4" | 7/8" 1 1/4" | 1 1/4" | 7/8" 1 1/4" | 1 1/4" | | | | |
| Base Style | Table Description | Model # | OS | Product Wt | | | | | | |
|  PA2 | 30 Apex | PA2 30RDFX | OS | 43 | 1488 | 1494 | 1819 | 1837 | 2112 | 2125 |
| | 36 Apex | PA2 36RDFX | OS | 53 | 1554 | 1580 | 1970 | 1994 | 2345 | 2368 |
| | 42 Apex | PA2 42RDFX | OS | 69 | | 1777 | | 2461 | | 2918 |
| | 48 Apex | PA2 48RDFX | OS | 84 | | 1931 | | 2634 | | 3110 |

To Order, Specify...

- 1 Model Number
- 2 Top Material
- 3 Edge Style and Thickness
- 4 Edge Color
- 5 Base Color
- 6 Additional Options



| Laminate Wood | | Veneer Wood | | Veneer 1 1/2" Wood | | Veneer 1 1/2" Wood | | Veneer Wood | |
|---------------|--------|-------------|--------|--------------------|--------|--------------------|--------|-------------|--------|
| Ergo | | Flat | | Square | | Bullnose | | Ergo | |
| | | | | | | | | | |
| LWE1 | LWE2 | VW1R | VW2R | VWS1 | VWS2 | VWB1 | VWB2 | VWE1 | VWE2 |
| 7/8" | 1 1/4" | 7/8" | 1 1/4" | 7/8" | 1 1/4" | 7/8" | 1 1/4" | 7/8" | 1 1/4" |
| Reverse Bevel | | Fluted | | Fluted | | | | | |
| | | | | | | | | | |
| LWR1 | | VWF1R | VWF2R | VWF1 | VWF2 | | | | |
| 7/8" | | 7/8" | 1 1/4" | 7/8" | 1 1/4" | | | | |
| 7/8" | 1 1/4" | 7/8" | 1 1/4" | 7/8" | 1 1/4" | | | 7/8" | 1 1/4" |
| 2424 | 2434 | 2746 | 2765 | 2962 | 2973 | | | 3271 | 3283 |
| 2696 | 2716 | 3059 | 3083 | 3310 | 3334 | | | 3659 | 3681 |
| | 3367 | | 3701 | | | | | | 4448 |
| | 3634 | | 4171 | | | | | | 5049 |

Base Options

Code Price

- Casters (4), Dual Wheel Black Hard Wheel CAS66 \$ 171
- Casters (4), Dual Wheel Black Soft Wheel CAS42 \$ 171
- Casters (4), Dual Wheel Two-Tone
Soft Wheel CAS43 \$ 171

Finish Options

- Chrome \$ 165
- Nickel \$ 223
- Powder Coat, Standard n/c
- Powder Coat, Premium \$ 165
- Platinum \$ 488

Top Options

- Special Laminate TSP call
- Custom Cutout (per cutout) TCC \$ 120

Power + Data Options

Please reference the Power + Data Price List

Wire Management Options

- Plastic Legway WPL \$ 78
- 1 Round Grommet, Location K WRK \$ 76
(only available on 42" and 48")
- 1 Round Grommet, Provide Location Print WRG \$ 76



| Laminate Wood | | Veneer Wood | | Veneer 1 1/4" Wood | | Veneer 1 1/2" Wood | | Veneer Wood | |
|------------------|--------|----------------------|--------------------|----------------------|--------|--------------------|--------|------------------|--------|
| Ergo (all sides) | | Flat | | Square | | Bullnose | | Ergo (all sides) | |
| LWE1 | LWE2 | VW1R or VW1S | VW2R or VW2S | VWS1 | VWS2 | VWB1 | VWB2 | VWE1 | VWE2 |
| 7/8" | 1 1/4" | 7/8" | 1 1/4" | 7/8" | 1 1/4" | 7/8" | 1 1/4" | 7/8" | 1 1/4" |
| Reverse Bevel | | Fluted | | Fluted | | | | | |
| LWR1 | | VWF1R or VWF1S | | VWF2R or VWF2S | | VWF1 | | VWF2 | |
| 7/8" | | 7/8" 1 1/4" | | 7/8" 1 1/4" | | 7/8" 1 1/4" | | 7/8" 1 1/4" | |
| 2369 | 2376 | 2582 | 2606 | 2780 | 2787 | 3046 | 3052 | | |
| 2615 | 2638 | 2856 | 2881 | 3093 | 3116 | 3390 | 3410 | | |
| | 3109 | | 3264 | | | | 3547 | | 3885 |
| | 3310 | | 3668 | | | | 4004 | | 4385 |

Base Options

Code Price

- Casters (4), Dual Wheel Black Hard Wheel CAS66 \$ 171
- Casters (4), Dual Wheel Black Soft Wheel CAS42 \$ 171
- Casters (4), Dual Wheel Two-Tone
Soft Wheel CAS43 \$ 171

Finish Options

- Chrome \$ 165
- Nickel \$ 223
- Powder Coat, Standard n/c
- Powder Coat, Premium \$ 165
- Platinum \$ 488

Top Options

- Special Laminate TSP call
- Custom Cutout (per cutout) TCC \$ 120

Power + Data Options

Please reference the Power + Data Price List

Wire Management Options

- Plastic Legway WPL \$ 78
- 1 Round Grommet, Location K WRK \$ 76
(only available on 36, 42" and 48")
- 1 Round Grommet, Provide Location Print WRG \$ 76



Questions?










800 876 2120


OS Quickship Program Product
For Quickship specification details,
visit www.versteel.com/quickship

edge ordering code (radius corner) >
or
edge ordering code (square corner) >
top thickness >

edge ordering code (radius corner) >
or
edge ordering code (square corner) >
top thickness >
top thickness price >

top >
edge >

| Laminate PVC | Laminate T-Mold | Laminate Wood | Laminate Soft PVC | Laminate 1 1/2" Wood | Laminate 1 1/2" Wood |
|---|---|--|--|--|--|
| Flat | Convex | Flat | Bumper | Square | Bullnose |
|  LP1R or LP1S 7/8" |  LTI 7/8" |  LW1R or LW1S 7/8" |  LB1R 7/8" |  LWS1 7/8" |  LWB1 7/8" |
|  LP1FR or LP1FS 7/8" | |  LW1FR or LW1FS 7/8" | |  LWF1 7/8" | |
| | 7/8" | | 7/8" | | 7/8" |

| Base Style | Table Description | Model # | Product Wt |
|--|--------------------------|------------------------|--------------|
|  PA1 | 20 x 42 Fix | PA1 2042REFX | OS 42 |
| | 20 x 42 Tilt-Nest | PA1 2042RETN | OS 46 |
| | 20 x 48 Fix | PA1 2048REFX | OS 45 |
| | 20 x 48 Fix w/FixMod | PA1 2048REFX XM | OS 57 |
| | 20 x 48 Fix w/RemMod | PA1 2048REFX RM | OS 57 |
| | 20 x 48 Fix w/Fix | | |
| | LightweightFormMod | PA1 2048REFX XL | 57 |
| | 20 x 48 Fix w/Rem | | |
| | LightweightFormMod | PA1 2048REFX RL | 57 |
| | 20 x 48 Fix w/FixFormMod | PA1 2048REFX XF | 57 |
| | 20 x 48 Tilt-Nest | PA1 2048RETN | OS 49 |
| | 20 x 60 Fix | PA1 2060REFX | OS 58 |
| | 20 x 60 Fix w/FixMod | PA1 2060REFX XM | OS 73 |
| | 20 x 60 Fix w/RemMod | PA1 2060REFX RM | OS 73 |
| | 20 x 60 Fix w/Fix | | |
| | LightweightFormMod | PA1 2060REFX XL | 72 |
| | 20 x 60 Fix w/Rem | | |
| | LightweightFormMod | PA1 2060REFX RL | 72 |
| | 20 x 60 Fix w/FixFormMod | PA1 2060REFX XF | 85 |
| | 20 x 60 Tilt-Nest | PA1 2060RETN | OS 59 |
| | 20 x 72 Fix | PA1 2072REFX | OS 60 |
| | 20 x 72 Fix w/FixMod | PA1 2072REFX XM | OS 78 |
| | 20 x 72 Fix w/RemMod | PA1 2072REFX RM | OS 78 |
| | 20 x 72 Fix w/Fix | | |
| | LightweightFormMod | PA1 2072REFX XL | 79 |
| | 20 x 72 Fix w/Rem | | |
| | LightweightFormMod | PA1 2072REFX RL | 79 |
| | 20 x 72 Fix w/FixFormMod | PA1 2072REFX XF | 98 |
| 20 x 72 Tilt-Nest | PA1 2072RETN | OS 65 | |

To Order, Specify...

- 1 Model Number
- 2 Top Material
- 3 Edge Style and Thickness
- 4 Edge Color
- 5 Base Color
- 6 Additional Options



| Laminate Wood | Veneer Wood | Veneer 1 1/2" Wood | Veneer 1 1/2" Wood | Veneer Wood |
|--|--|-----------------------------------|-------------------------------------|--|
| Ergo (user side only) LWEI 7/8" | Flat VW1R or VW1S 7/8" | Square VWS1 7/8" | Bullnose VWB1 7/8" | Ergo (user side only) VWEI 7/8" |
| Reverse Bevel LWRI 7/8" | Fluted VWF1R or VWF1S 7/8" | Fluted VWF1 7/8" | | |
| 7/8" | 7/8" | 7/8" | | 7/8" |
| 2056 | 2128 | 2272 | | 2550 |
| 2455 | 2531 | 2668 | | 2948 |
| 2111 | 2187 | 2327 | | 2609 |
| 2493 | 2567 | 2706 | | 2984 |
| 2344 | 2388 | 2550 | | 2846 |
| 2770 | 2812 | 2975 | | 3267 |
| 2543 | 2499 | 2677 | | 3008 |
| 3008 | 2967 | 3143 | | 3475 |

Base Options

| | Code | Price |
|--|-------|--------|
| Casters (4), Dual Wheel Black Hard Wheel | CAS66 | \$ 171 |
| Casters (4), Dual Wheel Black Soft Wheel | CAS42 | \$ 171 |
| Casters (4), Dual Wheel Two-Tone | | |
| Soft Wheel | CAS43 | \$ 171 |

Finish Options

| | |
|-----------------------|--------|
| Chrome | \$ 165 |
| Nickel | \$ 223 |
| Powder Coat, Standard | n/c |
| Powder Coat, Premium | \$ 165 |
| Platinum | \$ 488 |

Top Options

| | | |
|----------------------------|-----|--------|
| Table Link (ends only) | TLE | \$ 135 |
| Special Laminate | TSP | call |
| Custom Cutout (per cutout) | TCC | \$ 120 |

Modesty Options

| | | |
|----------------------------------|-----|---------|
| Panel, Laminate (Tilt/Nest only) | MPL | \$ 412 |
| Panel, Veneer (Tilt/Nest only) | MPV | \$ 1022 |

Power + Data Options

Please reference the Power + Data Price List

Wire Management Options

| | | |
|--|-----|--------|
| Plastic Legway | WPL | \$ 78 |
| 1 Oval Brush Grommet, Location A | WOA | \$ 97 |
| 2 Oval Brush Grommets, Location D | WOD | \$ 194 |
| 2 Oval Brush Grommets, Location E | WOE | \$ 194 |
| 1 Oval Brush Grommet, Provide Location Print | WOG | \$ 97 |
| 1 Round Grommet, Location A | WRA | \$ 76 |
| 2 Round Grommets, Location D | WRD | \$ 152 |
| 2 Round Grommets, Location E | WRE | \$ 152 |
| 1 Round Grommet, Provide Location Print | WRG | \$ 76 |



| Laminate Wood | Veneer Wood | Veneer 1 1/2" Wood | Veneer 1 1/2" Wood | Veneer Wood |
|--|--|-----------------------------------|-------------------------------------|--|
| Ergo (user side only) LWEI 7/8" | Flat VW1R OR VW1S 7/8" | Square VWS1 7/8" | Bullnose VWB1 7/8" | Ergo (user side only) VWEI 7/8" |
| Reverse Bevel LWR1 7/8" | Fluted VWF1R OR VWF1S 7/8" | Fluted VWF1 7/8" | | |
| 7/8" | 7/8" | 7/8" | | 7/8" |
| 2932 | 2723 | 2923 | | 3272 |
| 3777 | 3492 | 3698 | | 4044 |
| 3039 | 2906 | 3140 | | 3514 |
| 3782 | 3649 | 3885 | | 4257 |
| 3127 | 2997 | 3230 | | 3600 |
| 4253 | 3684 | 3917 | | 4290 |

Base Options

| | Code | Price |
|---|-------|--------|
| Casters (4), Dual Wheel Black Hard Wheel | CAS66 | \$ 171 |
| Casters (4), Dual Wheel Black Soft Wheel | CAS42 | \$ 171 |
| Casters (4), Dual Wheel Two-Tone Soft Wheel | CAS43 | \$ 171 |

Finish Options

| | |
|-----------------------|--------|
| Chrome | \$ 165 |
| Nickel | \$ 223 |
| Powder Coat, Standard | n/c |
| Powder Coat, Premium | \$ 165 |
| Platinum | \$ 488 |

Top Options

| | | |
|----------------------------|-----|--------|
| Table Link (ends only) | TLE | \$ 135 |
| Special Laminate | TSP | call |
| Custom Cutout (per cutout) | TCC | \$ 120 |

Modesty Options

| | | |
|----------------------------------|-----|---------|
| Panel, Laminate (Tilt/Nest only) | MPL | \$ 412 |
| Panel, Veneer (Tilt/Nest only) | MPV | \$ 1022 |

Power + Data Options

Please reference the Power + Data Price List

Wire Management Options

| | | |
|--|-----|--------|
| Plastic Legway | WPL | \$ 78 |
| 1 Oval Brush Grommet, Location A | WOA | \$ 97 |
| 2 Oval Brush Grommets, Location D | WOD | \$ 194 |
| 2 Oval Brush Grommets, Location E | WOE | \$ 194 |
| 1 Oval Brush Grommet, Provide Location Print | WOG | \$ 97 |
| 1 Round Grommet, Location A | WRA | \$ 76 |
| 2 Round Grommets, Location D | WRD | \$ 152 |
| 2 Round Grommets, Location E | WRE | \$ 152 |
| 1 Round Grommet, Provide Location Print | WRG | \$ 76 |












Questions?

800 876 2120

OS Quickship Program Product
For Quickship specification details,
visit www.versteel.com/quickship

top >
edge >
edge ordering code (radius corner) >
or
edge ordering code (square corner) >
top thickness >

| Laminate PVC | Laminate T-Mold | Laminate Wood | Laminate Soft PVC | Laminate 1 1/2" Wood | Laminate 1 1/2" Wood |
|---|---|--|---|---|---|
| Flat | Convex | Flat | Bumper | Square | Bullnose |
|  |  |  |  |  |  |
| LP1R or LP1S 7/8" | LTI 1 7/8" | LW1R or LW1S 7/8" | LB1R 7/8" | LWS1 7/8" | LWB1 7/8" |
| Fluted | | Fluted | | Fluted | |
|  | |  | |  | |
| LPF1R or LPF1S 7/8" | | LWF1R or LWF1S 7/8" | | LWF1 7/8" | |
| 7/8" | | 7/8" | | 7/8" | |
| | | | | | |
| | 1268 | | 1582 | | 1790 |
| | 1646 | | 1956 | | 2170 |
| | | | | | |
| | 1325 | | 1636 | | 1848 |
| | 1721 | | 2428 | | |
| | 1763 | | 2469 | | |
| | | | | | |
| | 1763 | | 2074 | | |
| | 1763 | | 2074 | | |
| | 2015 | | 2326 | | |
| | 1684 | | 1995 | | 2205 |
| | | | | | |
| | 1409 | | 1799 | | 2058 |
| | 1804 | | 2484 | | |
| | 1848 | | 2530 | | |
| | | | | | |
| | 1848 | | 2233 | | |
| | 1848 | | 2233 | | |
| | 2097 | | 2486 | | |
| | 1808 | | 2199 | | 2462 |
| | | | | | |
| | 1490 | | 1913 | | 2200 |
| | 1956 | | 3026 | | |
| | 1997 | | 3071 | | |
| | | | | | |
| | 1997 | | 2424 | | |
| | 1997 | | 2424 | | |
| | 2178 | | 2603 | | |
| | 1934 | | 2355 | | 2644 |

Base Style



PA1

| Table Description | Model # | Product Wt |
|--------------------------|---------------------------|------------|
| 24 x 42 Fix | PA1 2442REFX OS | 46 |
| 24 x 42 Tilt-Nest | PA1 2442RETN OS | 49 |
| 24 x 48 Fix | PA1 2448REFX OS | 49 |
| 24 x 48 Fix w/FixMod | PA1 2448REFX XM OS | 64 |
| 24 x 48 Fix w/RemMod | PA1 2448REFX RM OS | 64 |
| 24 x 48 Fix w/Fix | | |
| LightweightFormMod | PA1 2448REFX XL | 64 |
| 24 x 48 Fix w/Rem | | |
| LightweightFormMod | PA1 2448REFX RL | 64 |
| 24 x 48 Fix w/FixFormMod | PA1 2448REFX XF | 64 |
| 24 x 48 Tilt-Nest | PA1 2448RETN OS | 53 |
| 24 x 60 Fix | PA1 2460REFX OS | 58 |
| 24 x 60 Fix w/FixMod | PA1 2460REFX XM OS | 73 |
| 24 x 60 Fix w/RemMod | PA1 2460REFX RM OS | 73 |
| 24 x 60 Fix w/Fix | | |
| LightweightFormMod | PA1 2460REFX XL | 72 |
| 24 x 60 Fix w/Rem | | |
| LightweightFormMod | PA1 2460REFX RL | 72 |
| 24 x 60 Fix w/FixFormMod | PA1 2460REFX XF | 85 |
| 24 x 60 Tilt-Nest | PA1 2460RETN OS | 64 |
| 24 x 72 Fix | PA1 2472REFX OS | 65 |
| 24 x 72 Fix w/FixMod | PA1 2472REFX XM OS | 84 |
| 24 x 72 Fix w/RemMod | PA1 2472REFX RM OS | 84 |
| 24 x 72 Fix w/Fix | | |
| LightweightFormMod | PA1 2472REFX XL | 84 |
| 24 x 72 Fix w/Rem | | |
| LightweightFormMod | PA1 2472REFX RL | 84 |
| 24 x 72 Fix w/FixFormMod | PA1 2472REFX XF | 99 |
| 24 x 72 Tilt-Nest | PA1 2472RETN OS | 71 |

To Order, Specify...

- 1 Model Number
- 2 Top Material
- 3 Edge Style and Thickness
- 4 Edge Color
- 5 Base Color
- 6 Additional Options



| Laminate Wood | Laminate Urethane | Laminate Urethane/PVC | Veneer Wood | Veneer 1 1/4" Wood | Veneer 1 1/4" Wood | Veneer Wood |
|--|--|---|--|-----------------------------------|-------------------------------------|--|
| Ergo (user side only) LWEI 7/8" | Ergo (user side only) LUEI 7/8" | Ergo (user side only) LUPEIR or LUPEIS 7/8" | Flat VWIR or VWIS 7/8" | Square VWSI 7/8" | Bullnose VWBI 7/8" | Ergo (user side only) VWEI 7/8" |
| Reverse Bevel LWRI 7/8" | 1/4" urethane on remaining sides | PVC on remaining sides | Fluted VWFIR or VWFIS 7/8" | Fluted VWFI 7/8" | | |
| 7/8" | 7/8" | 7/8" | 7/8" | 7/8" | | 7/8" |
| 2078 | 1643 | 2103 | 2153 | 2294 | | 2573 |
| 2455 | 1971 | 2478 | 2531 | 2668 | | 2948 |
| 2134 | 1715 | 2201 | 2207 | 2350 | | 2626 |
| | | 2768 | | | | |
| | | 2812 | | | | |
| | | 2812 | | | | |
| | | 2953 | | | | |
| 2493 | 1997 | 2559 | 2567 | 2706 | | 2984 |
| 2366 | 1827 | 2455 | 2410 | 2571 | | 2866 |
| | | 2978 | | | | |
| | | 3055 | | | | |
| | | 3055 | | | | |
| | | 3179 | | | | |
| 2770 | 2256 | 2854 | 2812 | 2975 | | 3267 |
| 2564 | 1891 | 2658 | 2521 | 2699 | | 3028 |
| | | 3360 | | | | |
| | | 3392 | | | | |
| | | 3392 | | | | |
| | | 3392 | | | | |
| | | 3457 | | | | |
| 3008 | 2295 | 3103 | 2967 | 3143 | | 3475 |

Base Options

| | Code | Price |
|--|-------|--------|
| Casters (4), Dual Wheel Black Hard Wheel | CAS66 | \$ 171 |
| Casters (4), Dual Wheel Black Soft Wheel | CAS42 | \$ 171 |
| Casters (4), Dual Wheel Two-Tone | | |
| Soft Wheel | CAS43 | \$ 171 |

Finish Options

| | |
|-----------------------|--------|
| Chrome | \$ 165 |
| Nickel | \$ 223 |
| Powder Coat, Standard | n/c |
| Powder Coat, Premium | \$ 165 |
| Platinum | \$ 488 |

Top Options

| | | |
|----------------------------|-----|--------|
| Table Link (ends only) | TLE | \$ 135 |
| Special Laminate | TSP | call |
| Custom Cutout (per cutout) | TCC | \$ 120 |

Modesty Options

| | | |
|----------------------------------|-----|---------|
| Panel, Laminate (Tilt/Nest only) | MPL | \$ 412 |
| Panel, Veneer (Tilt/Nest only) | MPV | \$ 1022 |

Power + Data Options

Please reference the Power + Data Price List

Wire Management Options

| | | |
|--|-----|--------|
| Plastic Legway | WPL | \$ 78 |
| 1 Oval Brush Grommet, Location A | WOA | \$ 97 |
| 2 Oval Brush Grommets, Location D | WOD | \$ 194 |
| 2 Oval Brush Grommets, Location E | WOE | \$ 194 |
| 1 Oval Brush Grommet, Provide Location Print | WOG | \$ 97 |
| 1 Round Grommet, Location A | WRA | \$ 76 |
| 2 Round Grommets, Location D | WRD | \$ 152 |
| 2 Round Grommets, Location E | WRE | \$ 152 |
| 1 Round Grommet, Provide Location Print | WRG | \$ 76 |



Questions?










800 876 2120


Quickship Program Product
For Quickship specification details,
visit www.versteel.com/quickship

top >
edge >

edge ordering code (radius corner) >
or
edge ordering code (square corner) >
top thickness >

edge ordering code (radius corner) >
or
edge ordering code (square corner) >
top thickness >

| Laminate PVC | Laminate T-Mold | Laminate Wood | Laminate Soft PVC | Laminate 1 1/2" Wood | Laminate 1 1/2" Wood |
|---|--|--|--|--|--|
| Flat  LP1R or LP1S 7/8" | Convex  LTI 1 7/8" | Flat  LW1R or LW1S 7/8" | Bumper  LB1R 7/8" | Square  LWS1 7/8" | Bullnose  LWB1 7/8" |
| Fluted  LP1FR or LP1FS 7/8" | | Fluted  LW1FR or LW1FS 7/8" | | Fluted  LWF1 7/8" | |
| | 7/8" | | 7/8" | | 7/8" |

| Base Style | Table Description | Model # | Product Wt |
|--|----------------------|-----------------|------------|
|  PA1 | 24 x 84 Fix | PA1 2484REFX | ≅OS 73 |
| | 24 x 84 Fix w/FixMod | PA1 2484REFX XM | ≅OS 95 |
| | 24 x 84 Fix w/RemMod | PA1 2484REFX RM | ≅OS 95 |
| | 24 x 84 Tilt-Nest | PA1 2484RETN | ≅OS 80 |
| | 24 x 90 Fix | PA1 2490REFX | ≅OS 77 |
| | 24 x 90 Fix w/FixMod | PA1 2490REFX XM | ≅OS 102 |
| | 24 x 90 Fix w/RemMod | PA1 2490REFX RM | ≅OS 102 |
| | 24 x 90 Tilt-Nest | PA1 2490RETN | ≅OS 84 |
| | 24 x 96 Fix | PA1 2496REFX | ≅OS 81 |
| | 24 x 96 Fix w/FixMod | PA1 2496REFX XM | ≅OS 107 |
| | 24 x 96 Fix w/RemMod | PA1 2496REFX RM | ≅OS 107 |
| | 24 x 96 Tilt-Nest | PA1 2496RETN | ≅OS 88 |

| 7/8" | 7/8" | 7/8" |
|------|------|------|
| 1576 | 2094 | 2446 |
| 2143 | 3380 | |
| 2178 | 3417 | |
| 2325 | 2843 | 3193 |
| 1658 | 2259 | 2663 |
| 2224 | 3543 | |
| 2259 | 3580 | |
| 2377 | 2978 | 3383 |
| 1744 | 2346 | 2749 |
| 2310 | 3632 | |
| 2345 | 3670 | |
| 2413 | 3013 | 3420 |

To Order, Specify...

- 1 Model Number
- 2 Top Material
- 3 Edge Style and Thickness
- 4 Edge Color
- 5 Base Color
- 6 Additional Options



| Laminate Wood | Laminate Urethane | Laminate Urethane/PVC | Veneer Wood | Veneer 1 1/4" Wood | Veneer 1 1/2" Wood | Veneer Wood |
|--|--|---|--|-----------------------------------|-------------------------------------|--|
| Ergo (user side only) LWEI 7/8" | Ergo (user side only) LUEI 7/8" | Ergo (user side only) LUPEIR or LUPEIS 7/8" | Flat VWIR or VWIS 7/8" | Square VWSI 7/8" | Bullnose VWBI 7/8" | Ergo (user side only) VWEI 7/8" |
| Reverse Bevel LWRI 7/8" | 1/4" urethane on remaining sides | PVC on remaining sides | Fluted VWFIR or VWFIS 7/8" | Fluted VWFI 7/8" | | |
| 7/8" | 7/8" | 7/8" | 7/8" | 7/8" | | 7/8" |
| 3027 | | 3265 3750 3807 | 2744 | 2946 | | 3294 |
| 3777 | | 4014 | 3492 | 3698 | | 4044 |
| 3061 | | 3311 4110 4169 | 2931 | 3162 | | 3539 |
| 3782 | | 4028 | 3649 | 3885 | | 4257 |
| 3152 | | 3396 4212 4255 | 3020 | 3253 | | 3625 |
| 4253 | | 4067 | 3684 | 3917 | | |

Base Options

| | Code | Price |
|--|-------|--------|
| Casters (4), Dual Wheel Black Hard Wheel | CAS66 | \$ 171 |
| Casters (4), Dual Wheel Black Soft Wheel | CAS42 | \$ 171 |
| Casters (4), Dual Wheel Two-Tone | | |
| Soft Wheel | CAS43 | \$ 171 |

Finish Options

| | |
|-----------------------|--------|
| Chrome | \$ 165 |
| Nickel | \$ 223 |
| Powder Coat, Standard | n/c |
| Powder Coat, Premium | \$ 165 |
| Platinum | \$ 488 |

Top Options

| | | |
|----------------------------|-----|--------|
| Table Link (ends only) | TLE | \$ 135 |
| Special Laminate | TSP | call |
| Custom Cutout (per cutout) | TCC | \$ 120 |

Modesty Options

| | | |
|----------------------------------|-----|---------|
| Panel, Laminate (Tilt/Nest only) | MPL | \$ 412 |
| Panel, Veneer (Tilt/Nest only) | MPV | \$ 1022 |

Power + Data Options

Please reference the Power + Data Price List

Wire Management Options

| | | |
|--|-----|--------|
| Plastic Legway | WPL | \$ 78 |
| 1 Oval Brush Grommet, Location A | WOA | \$ 97 |
| 2 Oval Brush Grommets, Location D | WOD | \$ 194 |
| 2 Oval Brush Grommets, Location E | WOE | \$ 194 |
| 1 Oval Brush Grommet, Provide Location Print | WOG | \$ 97 |
| 1 Round Grommet, Location A | WRA | \$ 76 |
| 2 Round Grommets, Location D | WRD | \$ 152 |
| 2 Round Grommets, Location E | WRE | \$ 152 |
| 1 Round Grommet, Provide Location Print | WRG | \$ 76 |



Questions?

800 876 2120










Quickship Program Product
For Quickship specification details,
visit www.versteel.com/quickship

top >
edge >

edge ordering code (radius corner) >
or
edge ordering code (square corner) >
top thickness >

edge ordering code (radius corner) >
or
edge ordering code (square corner) >
top thickness >

top thickness price >

| Laminate PVC | Laminate T-Mold | Laminate Wood | Laminate Soft PVC | Laminate 1 1/2" Wood | Laminate 1 1/2" Wood |
|---|---|--|---|---|---|
| Flat  LP1R or LP1S 7/8" | Convex  LT1 1 7/8" | Flat  LW1R or LW1S 7/8" | Bumper  LB1R 7/8" | Square  LWS1 7/8" | Bullnose  LWB1 7/8" |
| Fluted  LPF1R or LPF1S 7/8" | | Fluted  LWF1R or LWF1S 7/8" | | Fluted  LWF1 7/8" | |
| | 7/8" | | 7/8" | | 7/8" |
| | 1303 | | 1568 | | 1744 |
| | 1757 | | 2023 | | 2200 |
| | 1386 | | 1710 | | 1931 |
| | 1779 | | 2520 | | |
| | 1822 | | 2562 | | |
| | 1822 | | 2149 | | |
| | 1822 | | 2149 | | |
| | 2075 | | 2400 | | |
| | 1796 | | 2119 | | 2340 |
| | 1468 | | 1887 | | 2170 |
| | 1863 | | 2573 | | |
| | 1903 | | 2616 | | |
| | 1903 | | 2320 | | |
| | 1903 | | 2320 | | |
| | 2155 | | 2576 | | |
| | 2065 | | 2480 | | 2764 |
| | 1550 | | 2043 | | 2373 |
| | 2016 | | 3156 | | |
| | 2058 | | 3201 | | |
| | 2058 | | 2551 | | |
| | 2058 | | 2551 | | |
| | 2238 | | 2733 | | |
| | 2188 | | | | 3008 |

Base Style



PA1

| Table Description | Model # | Product Wt |
|---|-----------------|------------|
| 30 x 42 Fix | PA1 3042REFX | 50 |
| 30 x 42 Tilt-Nest | PA1 3042RETN | 55 |
| 30 x 48 Fix | PA1 3048REFX | 54 |
| 30 x 48 Fix w/FixMod | PA1 3048REFX XM | 70 |
| 30 x 48 Fix w/RemMod | PA1 3048REFX RM | 70 |
| 30 x 48 Fix w/Fix LightweightFormMod | PA1 3048REFX XL | 70 |
| 30 x 48 Fix w/Rem LightweightFormMod | PA1 3048REFX RL | 70 |
| 30 x 48 Fix w/FixFormMod | PA1 3048REFX XF | 70 |
| 30 x 48 Tilt-Nest | PA1 3048RETN | 59 |
| 30 x 60 Fix | PA1 3060REFX | 64 |
| 30 x 60 Fix w/FixMod | PA1 3060REFX XM | 79 |
| 30 x 60 Fix w/RemMod | PA1 3060REFX RM | 79 |
| 30 x 60 Fix w/Fix LightweightFormMod | PA1 3060REFX XL | 79 |
| 30 x 60 Fix w/Rem LightweightFormMod | PA1 3060REFX RL | 79 |
| 30 x 60 Fix w/FixFormMod | PA1 3060REFX XF | 91 |
| 30 x 60 Tilt-Nest | PA1 3060RETN | 72 |
| 30 x 72 Fix | PA1 3072REFX | 73 |
| 30 x 72 Fix w/FixMod | PA1 3072REFX XM | 92 |
| 30 x 72 Fix w/RemMod | PA1 3072REFX RM | 92 |
| 30 x 72 Fix w/Fix LightweightFormMod | PA1 3072REFX XL | 92 |
| 30 x 72 Fix w/Rem LightweightFormMod | PA1 3072REFX RL | 92 |
| 30 x 72 Fix w/FixFormMod | PA1 3072REFX XF | 106 |
| 30 x 72 Tilt-Nest | PA1 3072RETN | 81 |

To Order, Specify...

- 1 Model Number
- 2 Top Material
- 3 Edge Style and Thickness
- 4 Edge Color
- 5 Base Color
- 6 Additional Options



| Laminate Wood | Laminate Urethane | Laminate Urethane/PVC | Veneer Wood | Veneer 1 1/4" Wood | Veneer 1 1/4" Wood | Veneer Wood |
|--|--|---|--|-----------------------------------|-------------------------------------|--|
| Ergo (user side only) LWEI 7/8" | Ergo (user side only) LUEI 7/8" | Ergo (user side only) LUPEIR or LUPEIS 7/8" | Flat VWIR or VWIS 7/8" | Square VWSI 7/8" | Bullnose VWBI 7/8" | Ergo (user side only) VWEI 7/8" |
| Reverse Bevel LWRI 7/8" | 1/4" urethane on remaining sides | PVC on remaining sides | Fluted VWFIR or VWFIS 7/8" | Fluted VWFI 7/8" | | |
| 7/8" | 7/8" | 7/8" | 7/8" | 7/8" | | 7/8" |
| 2026 | 1669 | 2259 | 2142 | 2280 | | 2543 |
| 2483 | 2118 | 2713 | 2594 | 2735 | | 3000 |
| 2280 | 1740 | 2345 | 2355 | 2517 | | 2810 |
| | | 2900 | | | | |
| | | 2941 | | | | |
| | | 2941 | | | | |
| | | 3047 | | | | |
| 2691 | 2206 | 2753 | 2770 | 2927 | | 3219 |
| 2517 | 1882 | 2612 | 2582 | 2764 | | 3098 |
| | | 3137 | | | | |
| | | 3264 | | | | |
| | | 3264 | | | | |
| | | 3264 | | | | |
| | | 3423 | | | | |
| 3115 | 2405 | 3205 | 3177 | 3358 | | 3692 |
| 2831 | 1992 | 2884 | 2824 | 3031 | | 3312 |
| | | 3566 | | | | |
| | | 3619 | | | | |
| | | 3619 | | | | |
| | | 3619 | | | | |
| | | 3696 | | | | |
| 3471 | 2506 | 3522 | 3460 | 3668 | | 3947 |

Base Options

| | Code | Price |
|--|-------|--------|
| Casters (4), Dual Wheel Black Hard Wheel | CAS66 | \$ 171 |
| Casters (4), Dual Wheel Black Soft Wheel | CAS42 | \$ 171 |
| Casters (4), Dual Wheel Two-Tone | | |
| Soft Wheel | CAS43 | \$ 171 |

Finish Options

| | |
|-----------------------|--------|
| Chrome | \$ 165 |
| Nickel | \$ 223 |
| Powder Coat, Standard | n/c |
| Powder Coat, Premium | \$ 165 |
| Platinum | \$ 488 |

Top Options

| | | |
|----------------------------|-----|--------|
| Table Link (ends only) | TLE | \$ 135 |
| Special Laminate | TSP | call |
| Custom Cutout (per cutout) | TCC | \$ 120 |

Modesty Options

| | | |
|----------------------------------|-----|---------|
| Panel, Laminate (Tilt/Nest only) | MPL | \$ 412 |
| Panel, Veneer (Tilt/Nest only) | MPV | \$ 1022 |

Power + Data Options

Please reference the Power + Data Price List

Wire Management Options

| | | |
|--|-----|--------|
| Plastic Legway | WPL | \$ 78 |
| 1 Oval Brush Grommet, Location A | WOA | \$ 97 |
| 2 Oval Brush Grommets, Location D | WOD | \$ 194 |
| 2 Oval Brush Grommets, Location E | WOE | \$ 194 |
| 1 Oval Brush Grommet, Provide Location Print | WOG | \$ 97 |
| 1 Round Grommet, Location A | WRA | \$ 76 |
| 2 Round Grommets, Location D | WRD | \$ 152 |
| 2 Round Grommets, Location E | WRE | \$ 152 |
| 1 Round Grommet, Provide Location Print | WRG | \$ 76 |



Questions?










800 876 2120


Quickship Program Product
For Quickship specification details,
visit www.versteel.com/quickship

edge ordering code (radius corner) >
or
edge ordering code (square corner) >
top thickness >

edge ordering code (radius corner) >
or
edge ordering code (square corner) >
top thickness >
top thickness price >

top >
edge >











| Laminate PVC | Laminate T-Mold | Laminate Wood | Laminate Soft PVC | Laminate 1 1/2" Wood | Laminate 1 1/2" Wood |
|---|--|--|--|--|--|
| Flat | Convex | Flat | Bumper | Square | Bullnose |
|  LP1R or LP1S 7/8" |  LTI 1 7/8" |  LW1R or LW1S 7/8" |  LB1R 7/8" |  LWS1 7/8" |  LWB1 7/8" |
| Fluted | | Fluted | | Fluted | |
|  LPF1R or LPF1S 7/8" | |  LWF1R or LWF1S 7/8" | |  LWF1 7/8" | |
| | 7/8" | | 7/8" | | 7/8" |

| Base Style | Table Description | Model # | Product Wt |
|--|----------------------|------------------------|-----------------|
|  PA1 | 30 x 84 Fix | PA1 3084REFX | ≅ OS 82 |
| | 30 x 84 Fix w/FixMod | PA1 3084REFX XM | ≅ OS 108 |
| | 30 x 84 Fix w/RemMod | PA1 3084REFX RM | ≅ OS 108 |
| | 30 x 84 Tilt-Nest | PA1 3084RETN | ≅ OS 90 |
| | 30 x 90 Fix | PA1 3090REFX | ≅ OS 86 |
| | 30 x 90 Fix w/FixMod | PA1 3090REFX XM | ≅ OS 110 |
| | 30 x 90 Fix w/RemMod | PA1 3090REFX RM | ≅ OS 110 |
| | 30 x 90 Tilt-Nest | PA1 3090RETN | ≅ OS 95 |
| | 30 x 96 Fix | PA1 3096REFX | ≅ OS 91 |
| | 30 x 96 Fix w/FixMod | PA1 3096REFX XM | ≅ OS 117 |
| | 30 x 96 Fix w/RemMod | PA1 3096REFX RM | ≅ OS 117 |
| | 30 x 96 Tilt-Nest | PA1 3096RETN | ≅ OS 100 |

To Order, Specify...

- 1 Model Number
- 2 Top Material
- 3 Edge Style and Thickness
- 4 Edge Color
- 5 Base Color
- 6 Additional Options



| Laminate Wood | Laminate Urethane | Laminate Urethane/PVC | Veneer Wood | Veneer 1 1/4" Wood | Veneer 1 1/2" Wood | Veneer Wood |
|---|---|--|---|--|--|---|
| Ergo (user side only)  LWEI 7/8" | Ergo (user side only)  LUEI 7/8" | Ergo (user side only)  LUPEIR or LUPEIS 7/8" | Flat  VWIR or VWIS 7/8" | Square  VWSI 7/8" | Bullnose  VWBI 7/8" | Ergo (user side only)  VWEI 7/8" |
| Reverse Bevel  LWRI 7/8" | 1/4" urethane on remaining sides | PVC on remaining sides | Fluted  VWFIR or VWFIS 7/8" | Fluted  VWFI 7/8" | | |
| 7/8" | 7/8" | 7/8" | 7/8" | 7/8" | | 7/8" |
| 3163 | | 3382 3959 4004 | 3039 | 3272 | | 3634 |
| 4253 | | 4364 | 4025 | 4253 | | 4618 |
| 3399 | | 3576 4368 4412 | 3280 | 3549 | | 3932 |
| 4355 | | 4528 | 4233 | 4498 | | 4883 |
| 3490 | | 3665 4472 4515 | 3368 | 3634 | | 4020 |
| 4392 | | 4561 | 4268 | 4535 | | 4919 |

Base Options

| | Code | Price |
|--|-------|--------|
| Casters (4), Dual Wheel Black Hard Wheel | CAS66 | \$ 171 |
| Casters (4), Dual Wheel Black Soft Wheel | CAS42 | \$ 171 |
| Casters (4), Dual Wheel Two-Tone | | |
| Soft Wheel | CAS43 | \$ 171 |

Finish Options

| | |
|-----------------------|--------|
| Chrome | \$ 165 |
| Nickel | \$ 223 |
| Powder Coat, Standard | n/c |
| Powder Coat, Premium | \$ 165 |
| Platinum | \$ 488 |

Top Options

| | | |
|----------------------------|-----|--------|
| Table Link (ends only) | TLE | \$ 135 |
| Special Laminate | TSP | call |
| Custom Cutout (per cutout) | TCC | \$ 120 |

Modesty Options

| | | |
|----------------------------------|-----|---------|
| Panel, Laminate (Tilt/Nest only) | MPL | \$ 412 |
| Panel, Veneer (Tilt/Nest only) | MPV | \$ 1022 |







Power + Data Options

Please reference the Power + Data Price List

Wire Management Options

| | | |
|--|-----|--------|
| Plastic Legway | WPL | \$ 78 |
| 1 Oval Brush Grommet, Location A | WOA | \$ 97 |
| 2 Oval Brush Grommets, Location D | WOD | \$ 194 |
| 2 Oval Brush Grommets, Location E | WOE | \$ 194 |
| 1 Oval Brush Grommet, Provide Location Print | WOG | \$ 97 |
| 1 Round Grommet, Location A | WRA | \$ 76 |
| 2 Round Grommets, Location D | WRD | \$ 152 |
| 2 Round Grommets, Location E | WRE | \$ 152 |
| 1 Round Grommet, Provide Location Print | WRG | \$ 76 |



| Veneer Wood | Veneer 1 1/4" Wood | Veneer 1 1/4" Wood |
|---|---|---|
| Flat | Square | Bullnose |
|  |  |  |
| VW2R or VW2S 1 1/4" | VWS2 VWS3 1 1/4" 1 3/4" | VWB2 VWB3 1 1/4" 1 3/4" |
| Fluted | Fluted | Reverse Bevel |
|  |  |  |
| VWF2R or VWF2S 1 1/4" | VWF2 VWF3 1 1/4" 1 3/4" | VWR2 1 1/4" only |
| 1 1/4" | 1 1/4" | 1 3/4" |
| 4457 | 4892 | 5058 |
| 4841 | 5322 | 5503 |
| 5190 | 5713 | 5908 |
| 5574 | 6136 | 6336 |
| 6771 | 6975 | 8102 |
| 8266 | 9060 | 9752 |
| 9934 | 10896 | 12449 |
| 8114 | 8674 | 9711 |
| 10098 | 10701 | 11092 |
| 12586 | 13165 | 13487 |
| 15547 | 17101 | 17823 |

Finish Options

| | |
|-----------------------------|--------|
| Chrome | \$ 165 |
| Nickel | \$ 223 |
| Powder Coat, Standard | n/c |
| Powder Coat, Premium | \$ 165 |
| Platinum | \$ 488 |

Top Options

| | |
|--------------------------------------|------------|
| 2-Piece Top (120" length only) | T2P \$ 629 |
| Special Laminate | TSP call |
| Custom Cutout (per cutout) | TCC \$ 120 |

Power + Data Options

Please reference the Power + Data Price List

Wire Management Options

| | |
|---|------------|
| 1 Oval Brush Grommet, Location K | WOK \$ 97 |
| 1 Oval Brush Grommet, Provide Location Print | WOG \$ 97 |
| 1 Round Grommet, Location K | WRK \$ 76 |
| 1 Round Grommet, Provide Location Print | WRG \$ 76 |
| Power Hatch (black), Available in 6" increments ... | WPH |
| 24" or less (each) | \$ 256 |
| 25" to 48" (each) | \$ 333 |
| 49" to 81" (each) | \$ 405 |
| Accessory Wire Column | AWC \$ 280 |

Only available with Power Hatch



Questions?

800 876 2120

Ⓜ Indicates Number of Bases

Ⓜ Quickship Program Product
For Quickship specification details,
visit www.versteel.com/quickship

top >
edge >

edge ordering code >
or
edge ordering code >
top thickness >

edge ordering code >
or
edge ordering code >
top thickness >
top thickness price >







| Laminate PVC | Laminate T-Mold | Laminate Wood | Laminate Soft PVC | Laminate 1 1/2" Wood | Laminate 1 1/2" Wood |
|--------------------|-----------------|---------------|-------------------|----------------------|----------------------|
| Flat | Convex | Flat | Bumper | Square | Bullnose |
| | | | | | |
| LP2R LP3R | LT2 LT3 | LW2R | LB2R | LWS2 LWS3 | LWB2 LWB3 |
| 1 1/4" 1 3/4" | 1 1/4" 1 3/4" | 1 1/4" | 1 1/4" | 1 1/4" 1 3/4" | 1 1/4" 1 3/4" |
| LPF2R LPF3R | | LWF2R | LMRA2R | LWF2 LWF3 | LWR2 |
| 1 1/4" 1 3/4" | | 1 1/4" | 1 1/4" | 1 1/4" 1 3/4" | 1 1/4" only |
| 1 1/4" | 1 3/4" | 1 1/4" | 1 1/4" | 1 1/4" | 1 3/4" |

| Base Style | Table Description | Model # | Product Wt |
|------------|-------------------|--------------------------|------------|
| | 42 x 84 Fix | PA3 4284RAFX | Ⓜ0S 143 |
| | 42 x 96 Fix | PA3 4296RAFX | Ⓜ0S 160 |
| | 48 x 96 Fix | PA3 4896RAFX | Ⓜ0S 176 |
| | 48 x 120 Fix | PA3 48120RAFX Ⓜ6 | Ⓜ0S 233 |
| | 48 x 144 Fix | PA3 48144RAFX Ⓜ6 | 272 |
| | 60 x 144 Fix | PA3 60144RAFX Ⓜ8 | 339 |
| | 60 x 192 Fix | PA3 60192RAFX Ⓜ8 | 437 |
| | 60 x 240 Fix | PA3 60240RAFX Ⓜ10 | 553 |

To Order, Specify...

- 1 Model Number
- 2 Top Material
- 3 Edge Style and Thickness
- 4 Edge Color
- 5 Base Color
- 6 Additional Options



| Veneer Wood | Veneer 1 1/4" Wood | Veneer 1 1/4" Wood |
|---|---|---|
| Flat | Square | Bullnose |
|  |  |  |
| VW2R | VWS2 VWS3 | VWB2 VWB3 |
| 1 1/4" | 1 1/4" 1 3/4" | 1 1/4" 1 3/4" |
| Fluted | Fluted | Reverse Bevel |
|  |  |  |
| VWF2R | VWF2 VWF3 | VWR2 |
| 1 1/4" | 1 1/4" 1 3/4" | 1 1/4" only |
| 1 1/4" | 1 1/4" | 1 3/4" |
| 6584 | 7254 | 7514 |
| 7156 | 7888 | 8153 |
| 7033 | 8082 | 8359 |
| 8473 | 9239 | 9773 |
| 10337 | 11268 | 12614 |
| 12179 | 13273 | 15161 |
| 15784 | 17204 | 19833 |
| 19922 | 22133 | 24591 |

Finish Options

| | |
|-----------------------------|--------|
| Chrome | \$ 165 |
| Nickel | \$ 223 |
| Powder Coat, Standard | n/c |
| Powder Coat, Premium | \$ 165 |
| Platinum | \$ 488 |

Top Options

| | |
|--------------------------------------|-------------------|
| 2-Piece Top (120" length only) | T2P \$ 629 |
| Special Laminate | TSP call |
| Custom Cutout (per cutout) | TCC \$ 120 |

Power + Data Options

Please reference the Power + Data Price List

Wire Management Options

| | |
|---|-------------------|
| 1 Oval Brush Grommet, Location K | WOK \$ 97 |
| 1 Oval Brush Grommet, Provide Location Print | WOG \$ 97 |
| 1 Round Grommet, Location K | WRK \$ 76 |
| 1 Round Grommet, Provide Location Print | WRG \$ 76 |
| Power Hatch (black), Available in 6" increments ... | WPH |
| 24" or less (each) | \$ 256 |
| 25" to 48" (each) | \$ 333 |
| 49" to 81" (each) | \$ 405 |
| Accessory Wire Column | AWC \$ 280 |

Only available with Power Hatch



Questions?

800 876 2120

Ⓜ Indicates Number of Bases

Ⓜ Quickship Program Product
For Quickship specification details,
visit www.versteel.com/quickship

top >
edge >

edge ordering code >
or
edge ordering code >
top thickness >

edge ordering code >
or
edge ordering code >
top thickness >
top thickness price >







| Laminate PVC | Laminate T-Mold | Laminate Wood | Laminate Soft PVC | Laminate 1 1/2" Wood | Laminate 1 1/2" Wood |
|--------------------|-----------------|---------------|-----------------------|----------------------|----------------------|
| Flat | Convex | Flat | Bumper | Square | Bullnose |
| | | | | | |
| LP2R LP3R | LT2 LT3 | LW2R | LB2R | LWS2 LWS3 | LWB2 LWB3 |
| 1 1/4" 1 3/4" | 1 1/4" 1 3/4" | 1 1/4" | 1 1/4" | 1 1/4" 1 3/4" | 1 1/4" 1 3/4" |
| Fluted | | Fluted | Reverse Bevel Acrylic | Fluted | Reverse Bevel |
| | | | | | |
| LPF2R LPF3R | | LWF2R | LMRA2R | LWF2 LWF3 | LWR2 |
| 1 1/4" 1 3/4" | | 1 1/4" | 1 1/4" | 1 1/4" 1 3/4" | 1 1/4" only |
| 1 1/4" 1 3/4" | | 1 1/4" | | 1 1/4" | 1 3/4" |

| Base Style | Table Description | Model # | Product Wt |
|------------|-------------------|--------------------------|------------|
| | Boat | | |
| | 42 x 48 x 96 Fix | PA3 4296BTFX Ⓜ Ⓜ | 204 |
| | 42 x 48 x 120 Fix | PA3 42120BTFX Ⓜ Ⓜ | 241 |
| | 42 x 48 x 144 Fix | PA3 42144BTFX Ⓜ | 297 |
| | 48 x 60 x 192 Fix | PA3 48192BTFX Ⓜ | 437 |
| | 48 x 60 x 240 Fix | PA3 48240BTFX Ⓜ | 546 |
| | Arc Boat | | |
| | 42 x 48 x 96 Fix | PA3 4296ABFX Ⓜ Ⓜ | 204 |
| | 42 x 48 x 120 Fix | PA3 42120ABFX Ⓜ Ⓜ | 241 |
| | 42 x 48 x 144 Fix | PA3 42144ABFX Ⓜ | 297 |
| | 48 x 60 x 192 Fix | PA3 48192ABFX Ⓜ | 437 |
| | 48 x 60 x 240 Fix | PA3 48240ABFX Ⓜ | 546 |

To Order, Specify...

- 1 Model Number
- 2 Top Material
- 3 Edge Style and Thickness
- 4 Edge Color
- 5 Base Color
- 6 Additional Options



| Veneer Wood | Veneer 1 1/4" Wood | Veneer 1 1/4" Wood |
|---|--|--|
| Flat  VW2R 1 1/4" | Square  VWS2 VWS3 1 1/4" 1 3/4" | Bullnose  VWB2 VWB3 1 1/4" 1 3/4" |
| Fluted  VWF2R 1 1/4" | Fluted  VWF2 VWF3 1 1/4" 1 3/4" | Reverse Bevel  VWR2 1 1/4" only |
| 1 1/4" | 1 1/4" | 1 3/4" |
| 8364 | 8511 | 9447 |
| 10268 | 10412 | 11559 |
| 12983 | 13126 | 14571 |
| 16333 | 21443 | 23801 |
| 16535 | 23684 | 24013 |
| 8364 | 8511 | 9447 |
| 10268 | 10412 | 11559 |
| 12983 | 13126 | 14571 |
| 16333 | 21443 | 23801 |
| 16535 | 23684 | 24013 |

Finish Options

| | |
|-----------------------------|--------|
| Chrome | \$ 165 |
| Nickel | \$ 223 |
| Powder Coat, Standard | n/c |
| Powder Coat, Premium | \$ 165 |
| Platinum | \$ 488 |

Top Options

| | |
|--------------------------------------|------------|
| 2-Piece Top (120" length only) | T2P \$ 629 |
| Special Laminate | TSP call |
| Custom Cutout (per cutout) | TCC \$ 120 |

Power + Data Options

Please reference the Power + Data Price List

Wire Management Options

| | |
|---|------------|
| 1 Oval Brush Grommet, Location K | WOK \$ 97 |
| 1 Oval Brush Grommet, Provide Location Print | WOG \$ 97 |
| 1 Round Grommet, Location K | WRK \$ 76 |
| 1 Round Grommet, Provide Location Print | WRG \$ 76 |
| Power Hatch (black), Available in 6" increments ... | WPH |
| 24" or less (each) | \$ 256 |
| 25" to 48" (each) | \$ 333 |
| 49" to 81" (each) | \$ 405 |
| Accessory Wire Column | AWC \$ 280 |

Only available with Power Hatch



Questions?

800 876 2120

Ⓜ Indicates Number of Bases
 Ⓢ Quickship Program Product
 For Quickship specification details,
 visit www.versteel.com/quickship

top >
edge >

edge ordering code (radius corner) >
or
edge ordering code (square corner) >
top thickness >

edge ordering code (radius corner) >
or
edge ordering code (square corner) >
top thickness >
top thickness price >







| Laminate PVC | Laminate T-Mold | Laminate Wood | Laminate Soft PVC | Laminate 1 1/2" Wood | Laminate 1 1/2" Wood | |
|--------------------------------|--------------------------------|--------------------------------|----------------------------------|----------------------------|----------------------------|----------------------------|
| Flat | Convex | Flat | Bumper | Square | Bullnose | |
| | | | | | | |
| LP2R or LP2S 1 1/4" | LP3R or LP3S 1 3/4" | LT2 LT3 1 1/4" 1 3/4" | LW2R or LW2S 1 1/4" | LB2R 1 1/4" | LWS2 LWS3 1 1/4" 1 3/4" | LWB2 LWB3 1 1/4" 1 3/4" |
| Fluted | | Fluted | Reverse Bevel Acrylic | Fluted | Reverse Bevel | |
| | | | | | | |
| LPF2R or LPF2S 1 1/4" | LPF3R or LPF3S 1 3/4" | LWF2R or LWF2S 1 1/4" | LMRA2R or LMRA2S 1 1/4" | LWF2 LWF3 1 1/4" 1 3/4" | LWR2 1 1/4" only | |
| 1 1/4" | 1 3/4" | 1 1/4" | 1 1/4" | 1 1/4" | 1 3/4" | |

| Base Style | Table Description | Model # | Product Wt |
|-------------------|-----------------------------|-------------------|------------|
| | Video Conference | | |
| | 36 x 48 x 96 Fix | PA3 3696VCFX ⑥ Ⓢ | 191 |
| | 36 x 48 x 120 Fix | PA3 36120VCFX ⑥ Ⓢ | 225 |
| | 36 x 48 x 144 Fix | PA3 36144VCFX ⑧ | 277 |
| | 48 x 60 x 120 Fix | PA348120VCFX ⑥ Ⓢ | 274 |
| | 48 x 60 x 144 Fix | PA3 48144VCFX ⑧ | 336 |
| | 48 x 60 x 192 Fix | PA3 48192VCFX ⑩ | 442 |
| | 48 x 60 x 240 Fix | PA3 48240VCFX ⑩ | 530 |
| | Video Arc Conference | | |
| | 36 x 48 x 96 Fix | PA3 3696AVFX ⑥ Ⓢ | 191 |
| | 36 x 48 x 120 Fix | PA3 36120AVFX ⑥ Ⓢ | 225 |
| | 36 x 48 x 144 Fix | PA3 36144AVFX ⑧ | 277 |
| | 48 x 60 x 120 Fix | PA348120AVFX ⑥ Ⓢ | 274 |
| | 48 x 60 x 144 Fix | PA3 48144AVFX ⑧ | 336 |
| 48 x 60 x 192 Fix | PA3 48192AVFX ⑩ | 442 | |
| 48 x 60 x 240 Fix | PA3 48240AVFX ⑩ | 530 | |

To Order, Specify...

- ① Model Number
- ② Top Material
- ③ Edge Style and Thickness
- ④ Edge Color
- ⑤ Base Color
- ⑥ Additional Options



| Veneer Wood | Veneer 1 1/4" Wood | Veneer 1 1/4" Wood |
|---|--|--|
| Flat  VW2R or VW2S 1 1/4" | Square  VWS2 VWS3 1 1/4" 1 3/4" | Bullnose  VWB2 VWB3 1 1/4" 1 3/4" |
| Fluted  VWF2R or VWF2S 1 1/4" | Fluted  VWF2 VWF3 1 1/4" 1 3/4" | Reverse Bevel  VWR2 1 1/4" only |
| 1 1/4" | 1 1/4" | 1 3/4" |
| 8019 | 8860 | 9137 |
| 8738 | 9610 | 10674 |
| 11242 | 12362 | 13764 |
| 11804 | 12981 | 14452 |
| 12392 | 15280 | 15426 |
| 13678 | 20093 | 20240 |
| 15617 | 23777 | 23924 |
| 8019 | 8860 | 9137 |
| 8738 | 9610 | 10674 |
| 11242 | 12362 | 13764 |
| 11804 | 12981 | 14452 |
| 12392 | 15280 | 15426 |
| 13678 | 20093 | 20240 |
| 15617 | 23777 | 23924 |

Finish Options

| | |
|-----------------------------|--------|
| Chrome | \$ 165 |
| Nickel | \$ 223 |
| Powder Coat, Standard | n/c |
| Powder Coat, Premium | \$ 165 |
| Platinum | \$ 488 |

Top Options

| | |
|--------------------------------------|-------------------|
| 2-Piece Top (120" length only) | T2P \$ 629 |
| Special Laminate | TSP call |
| Custom Cutout (per cutout) | TCC \$ 120 |

Power + Data Options

Please reference the Power + Data Price List

Wire Management Options

| | |
|---|-------------------|
| 1 Oval Brush Grommet, Location K | WOK \$ 97 |
| 1 Oval Brush Grommet, Provide Location Print | WOG \$ 97 |
| 1 Round Grommet, Location K | WRK \$ 76 |
| 1 Round Grommet, Provide Location Print | WRG \$ 76 |
| Power Hatch (black), Available in 6" increments ... | WPH |
| 24" or less (each) | \$ 256 |
| 25" to 48" (each) | \$ 333 |
| 49" to 81" (each) | \$ 405 |
| Accessory Wire Column | AWC \$ 280 |

Only available with Power Hatch













Questions?

800 876 2120

top >
edge >

edge ordering code (radius corner) >
or
edge ordering code (square corner) >
top thickness >

edge ordering code (radius corner) >
or
edge ordering code (square corner) >
top thickness >
top thickness price >

| Laminate PVC | Laminate Wood | Laminate 1 1/4" Wood | Veneer Wood | Veneer 1 1/4" Wood |
|---|---|--|---|---|
| Flat  | Flat  | Square  | Flat  | Square  |
| LP2R or LP2S 1 1/4" | LW2R or LW2S 1 1/4" | LWS2 1 1/4" | VW2R or VW2S 1 1/4" | VWS2 1 1/4" |
| Fluted  | Fluted  | Fluted  | Fluted  | Fluted  |
| LPF2R or LPF2S 1 1/4" | LWF2R or LWF2S 1 1/4" | LWF2 1 1/4" | VWF2R or VWF2S 1 1/4" | VWF2 1 1/4" |
| 1 1/4" | 1 1/4" | 1 1/4" | 1 1/4" | 1 1/4" |

Base Style

Table Description

Model #

Product Wt



| | | |
|----------------------|---------------------|----|
| 20 x 60 Fix w/FixMod | PAZ 2060REFX | 51 |
| 20 x 72 Fix w/FixMod | PAZ 2072REFX | 61 |
| 20 x 84 Fix w/FixMod | PAZ 2084REFX | 71 |
| 24 x 60 Fix w/FixMod | PAZ 2460REFX | 59 |
| 24 x 72 Fix w/FixMod | PAZ 2472REFX | 70 |
| 24 x 84 Fix w/FixMod | PAZ 2484REFX | 82 |
| 30 x 60 Fix w/FixMod | PAZ 3060REFX | 70 |
| 30 x 72 Fix w/FixMod | PAZ 3072REFX | 84 |
| 30 x 84 Fix w/FixMod | PAZ 3084REFX | 98 |

| | | | | |
|------|------|------|------|------|
| 2203 | 3008 | 3834 | 4108 | 4380 |
| 2344 | 3202 | 4079 | 4333 | 4585 |
| 2459 | 3358 | 4281 | 4533 | 4789 |
| 2268 | 3097 | 3947 | 4229 | 4512 |
| 2408 | 3288 | 4192 | 4287 | 4381 |
| 2524 | 3447 | 4396 | 4324 | 4255 |
| 2355 | 3215 | 4100 | 4399 | 4700 |
| 2508 | 3423 | 4365 | 4599 | 4834 |
| 2634 | 3597 | 4585 | 4779 | 4970 |

To Order, Specify...

- 1 Model Number
- 2 Top Material
- 3 Edge Style and Thickness
- 4 Edge Color
- 5 Base Color
- 6 Additional Options



Finish Options

| | |
|-----------------------------|--------|
| Chrome | \$ 165 |
| Nickel | \$ 223 |
| Powder Coat, Standard | n/c |
| Powder Coat, Premium | \$ 165 |
| Platinum | \$ 488 |

Top Options

| | | |
|----------------------------------|-----|--------|
| Special Laminate | TSP | call |
| Custom Cutout (per cutout) | TCC | \$ 120 |

Power + Data Options

Please reference the Power + Data Price List

Wire Management Options

| | | |
|---|-----|-------|
| Plastic Legway | WPL | \$ 78 |
| 1 Round Grommet, Provide Location Print | WRG | \$ 76 |













Questions?

800 876 2120

top >
edge >

edge ordering code (radius corner) >
or
edge ordering code (square corner) >
top thickness >

edge ordering code (radius corner) >
or
edge ordering code (square corner) >
top thickness >
top thickness price >

| Laminate PVC | Laminate Wood | Laminate 1 1/4" Wood | Veneer Wood | Veneer 1 1/4" Wood |
|---|---|--|---|---|
| Flat  | Flat  | Square  | Flat  | Square  |
| LP2R or LP2S 1 1/4" | LW2R or LW2S 1 1/4" | LWS2 1 1/4" | VW2R or VW2S 1 1/4" | VWS2 1 1/4" |
| Fluted  | Fluted  | Fluted  | Fluted  | Fluted  |
| LPF2R or LPF2S 1 1/4" | LWF2R or LWF2S 1 1/4" | LWF2 1 1/4" | VWF2R or VWF2S 1 1/4" | VWF2 1 1/4" |
| 1 1/4" | 1 1/4" | 1 1/4" | 1 1/4" | 1 1/4" |

Base Style

Table Description

Model #

Product Wt



PAD

| | | |
|-------------|---------------------|-----|
| 36 x 72 Fix | PAD 3672REFX | 122 |
| 36 x 84 Fix | PAD 3684REFX | 136 |
| 36 x 96 Fix | PAD 3696REFX | 150 |
| 42 x 72 Fix | PAD 4272REFX | 136 |
| 42 x 84 Fix | PAD 4284REFX | 152 |
| 42 x 96 Fix | PAD 4296REFX | 168 |
| 48 x 72 Fix | PAD 4872REFX | 150 |
| 48 x 84 Fix | PAD 4884REFX | 168 |
| 48 x 96 Fix | PAD 4896REFX | 187 |

To Order, Specify...

- 1 Model Number
- 2 Top Material
- 3 Edge Style and Thickness
- 4 Edge Color
- 5 Base Color
- 6 Additional Options



Finish Options

| | |
|-----------------------------|--------|
| Chrome | \$ 165 |
| Nickel | \$ 223 |
| Powder Coat, Standard | n/c |
| Powder Coat, Premium | \$ 165 |
| Platinum | \$ 488 |

Top Options

| | | |
|----------------------------------|-----|--------|
| Special Laminate | TSP | call |
| Custom Cutout (per cutout) | TCC | \$ 120 |

Power + Data Options

Please reference the Power + Data Price List

Wire Management Options

| | | |
|---|-----|-------|
| Plastic Legway | WPL | \$ 78 |
| 1 Round Grommet, Provide Location Print | WRG | \$ 76 |

All prices are delivered list price effective with date printed on cover and supersedes all other published price lists. Versteel reserves the right to change prices or specifications without prior notice. Orders are accepted subject to price prevailing at time of shipment.

versteel.com
Made in America
800 876 2120