

TARIFF-FREE TABLES

Proudly crafted in the USA.
No tariff surcharge.

Tables

2026 Price List

[➔ JUMP TO PRICING](#)

VERSTEEL




Teaching Stations

Equip Teaching Stations are available in a width of 23" and lengths of 52", 62" and 71" and can be ordered with casters or glides. The locking casters are 75mm two-tone soft wheel. The teaching station has a height of 37.5". All cabinets have two adjustable shelves, locking front doors and locking rear access doors. Cabinets can be ordered in laminate or veneer with many different edge options. Laminate cabinets are available with two different door options: all laminate doors or doors with a $\frac{5}{16}$ " Aluminum frame. Door construction allows for the insertion of 3form® panels. Several accessories can be ordered, refer to pricing pages for availability and pricing.

AV Cabinet

The 23" x 32" AV Cabinet can be ordered with glides or casters. The locking casters are 75mm two-tone soft wheel. Cabinets can be ordered in laminate or veneer. Laminate cabinets can be specified with a flat or fluted PVC edge or a flat or fluted wood edge. Veneer cabinets are available with either a flat or fluted wood edge. Door construction allows for the insertion of 3form® panels.

Pulls

Cabinets are available with two different pull options. See pricing pages for styles and codes.

AV Cart

The 23" x 32" AV Cart is standard with locking 75mm two-tone soft wheel casters. It has a height of 42". Units can be ordered with either a laminate or veneer top shelf and back panel. Units feature two pullout side surfaces and metal bottom shelf.

Laminate and Veneer, Standard Core Construction

The standard top construction consists of 45-50 lb particleboard, surfaced with a high pressure laminate or plain sliced veneer face. A backer sheet is laminated to the underside of the top. Tops are shipped pre-drilled for field installation of bases and accessories.



PVC Flat or Fluted Edge

Edge of 2mm PVC hot melt banded to the top with 1/8" radius at the top and bottom. Available with 1 1/2" radius corners or square corners.



Offered in twenty-one (21) standard colors.



Wood Flat or Fluted Edge

Wood banding hot melt banded to the top with 1/8" radius at the top and bottom. Available with 1 1/2" radius corners or square corners.



Offered in Ash, Cherry, Maple or Walnut materials.



Reverse Bevel Acrylic

Edge of 2mm acrylic edge banding hot melt banded to MDF core. A reverse bevel is then cut into the edge exposing the MDF on the reverse bevel. The MDF is then clear coated.



Wood Square or Fluted Edge

Edge of 1 1/4" wide solid wood with softened top and bottom edges, and square, softened mitered corners.



Offered in Ash, Cherry, Maple or Walnut materials.



Wood Bullnose Edge

Edge of 1 1/4" wide solid wood with a full bullnose edge, and 1" radius mitered corners.



Offered in Ash, Cherry, Maple or Walnut materials.



Wood Reverse Bevel Edge

Edge of 2" wide solid wood designed with a reverse sloped edge on one side and a flat wood edge on the remaining three sides for all Entourage cabinets. When specified on Elements Conference the reverse bevel detail will be on all four sides with mitered corners. Available on 1 1/4" edge thicknesses.



Offered in Cherry, Maple or Walnut materials.



Wood Ergo Edge

Edge of 1 3/4" wide (on 7/8" thick tops) or 2 1/2" wide (on 1 1/4" thick tops) solid wood designed with a sloped edge for added comfort with softened, mitered corners.



Offered in Cherry, Maple or Walnut materials.



Urethane Ergo Edge (User Side)

Edge of 1 3/4" wide molded urethane designed with a sloped ergonomic edge on one side and a 1/4" wide square urethane edge on the remaining three sides. Corners are square. Available on 7/8" edge thicknesses.

Offered in ten (10) standard colors.

Shipping Schedule

Standard Items

Laminate, PVC Edge	3-5 WEEKS
Laminate, Wood Edge	3-5 WEEKS
Veneer, Wood Edge	6-8 WEEKS

Contact Versteel Customer Service for special lead time requests.

BIFMA

All Versteel products are constructed to pass the relevant ANSI/BIFMA standards. For more detailed specifications by series and base style, contact Versteel Customer Service at 800.876.2120.

Additional information regarding warranty, terms and conditions, shipping, care and maintenance, etc. can be found in the All Tables price list.

To Order, Specify...

- 1 Model Number, top and edge and door profile (laminite cabinets only)
- 2 Frame/Shelf Color
- 3 Laminate or Veneer Code
- 4 Edge Color
- 5 Pull Style (models with doors only)
- 6 Base Options
- 7 Door Options
- 8 Additional Options



An **EQCT 2332L** is an Equip series 23" x 32" laminite AV Cart.

The codes **TW 4170-60 / PSTO / PPEA** specify a Wilsonart 4170-60 Beige Pampas laminite, Stone frame and Pearl metal shelf.

Model Number [EQCT 2332 L](#)



Orders may be sent via

Mailing Address
Versteel
2332 Cathy Lane
Jasper IN 47546

Contact Versteel

Email contact@versteel.com
Phone 800 876 2120
812 634 2120

Laminate

Versteel's standard offering of laminates includes over 900 laminates from Formica, Nevamar, Pionite and Wilsonart.

Laminate manufacturers change standard offerings frequently, making it possible a standard product can become unavailable. Versteel cannot be responsible for any inconvenience this may cause.

Veneer

Equip is available with plain sliced Ash, Cherry, Maple and Walnut veneers.

Veneer Species

Ash	AP01	Maple.	MP01
Cherry	CP01	Walnut	WP01

Veneer Finish

Ash

Beach.	VBEA	Fog	VFOG
Chestnut.	VCHE	Pebble	VPEB
Drift	VDRI	Whisper	VWHI
Fawn	VFAW		

Cherry

Blossom Cherry	VBLC	Java Cherry.	VJAC
Cordovan Cherry	VCNC	Millwork Cherry.	VMWC
Golden Cherry	VGNC		

Maple

Caramel Maple	VCMM	Sugar Maple	VSUM
Solar Maple.	VSLM		

Walnut

Brighton Walnut	VBRW	Natural Walnut.	VNAW
Espresso Walnut.	VESW		

PVC Edge Colors

Absolute Acajou	CABA	Nimbus.	CNIM
Alloy.	CALY	Pearl	CPEA
Carbon.	CCAR	Platinum.	CPLA
Champagne	CCHA	Pralines & Cream	CPRC
Coconut	CCOC	Shadow	CSHA
Ebony.	CEBO	Snow	CSNO
Florence Walnut	CFLW	Stone	CSTO
Fossil	CFOS	Storm	CSTM
Graphite	CGRA	Whisper	CWHI
Grey.	CGRE	White Linen	CWHL
Kensington Maple.	CKEM		

Wood Edge Species

AshA01	Maple.	M01
CherryC01	Walnut	W01

Wood Edge Finishes

Ash

Beach.	WBEA	Fog	WFOG
Chestnut.	WCHE	Pebble	WPEB
Drift	WDRI	Whisper	WWHI
Fawn	WFAW		

Cherry

Blossom Cherry	WBLC	Java Cherry.	WJAC
Cordovan Cherry	WCNC	Millwork Cherry.	WMWC
Golden Cherry	WGNC		

Maple

Caramel Maple	WCMM	Sugar Maple	WSUM
Solar Maple.	WSLM		

Walnut

Brighton Walnut	WBRW	Natural Walnut.	WNAW
Espresso Walnut.	WESW		

Urethane Edge Colors

Alloy.	UALY	Pearl	JPEA
Ebony.	UEBO	Stone	USTO
Fossil	UFOS	Storm	USTM
Graphite	UGRA	Whisper	UWHI
Nimbus.	UNIM	White Linen	UWHL

3form® Material

Standard 3form patterns are Aero (a random directional material with a frost finish) and Solo (a grainless frost finish). The material is 3/16" thick and incorporates raw materials made of renewable material from natural landscapes all over the globe. The manufacturing process produces no VOC's or other harmful gases. 3form material is GREENGUARD Certified. See below for ordering code.

Aero MAER
 Solo MSOL

Powder Coat Finishes

All powder coat finishes in the Versteel offering have been formulated with the use of epoxy, polyester or epoxy and polyester blends to maximize the finish durability.

Powder Coat Finish Options

Powder Coat – Standard n/c
 Powder Coat – Premium (Hope) \$165
 Powder Coat – Premium (Platinum) \$488

Powder Coat Colors

AlloyPALY	NavyPNAV
AmethystPAME	NimbusPNIM
AnthracitePANT	NutmegPNUT
Black AnodizedPBLA	◆ Pacific*PPAC
BronzePBRO	PearlPPEA
CalypsoPCAL	PebblePPEB
CarbonPCAR	Ⓟ PlatinumPPLA
ChampagnePCHA	PoppyPPOP
CoconutPCOC	◆ Raven*PRAV
◆ Copper*PCOP	RoyalPROY
CrimsonPCRI	◆ Satin*PSAT
◆ Crystal*PCRY	SeasidePSEA
DaffodilPDAF	ShipyardPSHI
EbonyPEBO	SilverPSIL
ForestPFOR	SnowPSNO
FossilPFOS	StonePSTO
◆ Garnet*PGAR	StormPSTM
◆ Gold*PGOL	Terra CottaPTEC
GraphitePGRA	WhisperPWHI
Ⓟ Hope*PHOP	White LinenPWHL
Kelly GreenPKEG	Powder Coat Alternative .	.OPA
◆ Matte*PMAT		
MicaPMIC		
MintPMNT		

Transparent Powder Coats* (indicated by ◆)

Please note that the transparent characteristics of these powders allow all natural welds and textures inherent to raw steel to be visible. Transparent powder coat available on AV Cart frame only. Not available on Teaching Station or AV Cabinet.

Premium Powder Coats (indicated by Ⓟ)

Versteel's premium process uses specially formulated powder coats for a truly unique color palette.

Finish Reference & Samples

For finish color reference, please refer to our website. Contact Versteel Customer Service to receive actual color samples for color matches and final color approval.

Special Laminate**Call for quotation**

Specify code **TSP** (*Special Laminate*), indicate the quoted charges per table

Special laminates and patterns can be specified as an option. To specify, contact Versteel Customer Service for availability and pricing.

NOTE LAMINATES IN STANDARD COLORS AND TEXTURES FROM FORMICA, NEVAMAR, PIONITE AND WILSONART ARE STANDARD

CAUTION LAMINATE MANUFACTURERS CHANGE STANDARD OFFERINGS FREQUENTLY, MAKING IT POSSIBLE A STANDARD PRODUCT CAN BECOME UNAVAILABLE. VERSTEEL CANNOT BE RESPONSIBLE FOR ANY INCONVENIENCE THIS MAY CAUSE.

Custom PVC Color Match**Call for quotation / one time charge per color, per order**

Specify code **OCF** (*Custom PVC Color Match*), add cost from Versteel quotation

PVC Color Match can be the selection of a color that is available from a Versteel supplier or a new custom color developed for the order. Minimum footage requirements mean that the amount of material needed for your order will effect the cost.

For PVC Color Matching you must supply a color reference sample. Versteel will review the sample for possible existing colors available and send a sample for customer approval. If no color match exists, a custom match will be developed and sampled for customer approval before a production schedule is established.

Powder Coat Alternative**Call for quotation**

Specify code **OPA** (*Powder Coat Alternative*), add cost from Versteel quotation

Powder Coat Alternative is available from Versteel. The entire RAL color reference along with hundreds of other color and finishes are available.

For Powder Coat Alternative matching, you must supply a color reference sample, or an RAL number. Versteel will review the sample for possible existing colors available and send a sample for customer approval. If no color match exists a custom match can be developed. Call Versteel Customer Service for associated upcharges on custom color development.

Stain Finish Match**\$996 / one time charge per finish, per order**

Specify code **OSM** (*Stain Finish Match*), add \$996.00 list per finish, per order

Alternative Stain Finishes are available for veneer and wood edged tops.

For Stain Finish Matching you must supply two 4" x 4" finish color and grain reference samples. An expertly finish matched sample will be provided for customer approval.

Veneer and Wood Edge Alternatives**Call for quotation**

For veneer and wood edge requirements other than the standard plain sliced Ash, Cherry, Maple and Walnut, contact Versteel Customer Service. Versteel is adept at working with a host of domestic and exotic materials. From inlays, figures, pie cuts and special edge profiles, to custom fill levels and sheens, each top is created using the best of technology and old world craftsmanship. The items you only imagined or expected to only be available from a millwork shop are now just another part of your Versteel order. Call Versteel Customer Service for availability and quotation.

Wood Finish Alternatives**Call for quotation**

When veneer tables are required to have a finish other than the standard natural grain fill level finish appearance, semi-filled or full-filled finishes are available by requesting a quote from Versteel. Call Versteel Customer Service for availability and quotation.

NOTE CUSTOMS OR ALTERNATIVES MAY AFFECT STANDARD PRODUCTION SCHEDULES

Alternate Black Casters**No Charge**

Specify code **CAS** (Alternate Black Caster), no additional charge

Available on all Equip units that have casters where the standard soft wheel two-tone silver/black caster is replaced with an all black caster. This 3" diameter caster is standard locking and does not change the overall height of the unit.

**Top Custom Cutout****\$120 / cutout**

Specify code **TCC** (Top Custom Cutout), add \$120.00 list per cutout

Top Custom Cutout requires a drawing for production and is subject to approvals.



Questions?

800 876 2120

top > edge >	Laminate PVC	Laminate Wood	Laminate 2mm Acrylic	Laminate 1 1/4" Wood	Laminate 1 1/4" Wood	Laminate Wood
	Flat	Flat	Reverse Bevel	Square	Bullnose	Reverse Bevel
edge ordering code > top thickness >	LP2S 1 1/4"	LW2S 1 1/4"	LMRA2S 1 1/4"	LWS2 1 1/4"	LWB2 1 1/4"	LWR2 1 1/4"
	Fluted	Fluted		Fluted		
edge ordering code > top thickness >	LPF2S 1 1/4"	LWF2S 1 1/4"		LWF2 1 1/4"		
top thickness price >	1 1/4"			1 1/4"		

Description		Model #	Product Wt			
	All Access Doors					
	23 x 52 Casters	EQTSI 2352C 01	328	5296		5886
	23 x 52 Glides	EQTSI 2352G 01	328	5296		5886
	3form All Access Doors					
	23 x 52 Casters	EQTSI 2352C 02	328	5774		6411
	23 x 52 Glides	EQTSI 2352G 02	328	5774		6411
	Standard Doors					
	23 x 52 Casters	EQTSI 2352C 05	328	5296		5886
	23 x 52 Glides	EQTSI 2352G 05	328	5296		5886
	3form Standard Doors					
	23 x 52 Casters	EQTSI 2352C 06	328	5774		6411
	23 x 52 Glides	EQTSI 2352G 06	328	5774		6411

Note: Model numbers starting with EQTSI refer to models with a CPU cabinet on the left and on the right.

To Order, Specify...

- 1 Model Number
- 2 Material
- 3 Edge Style, Thickness & Color
- 4 Door Profile (laminated cabinets only)
- 5 3form Selection
- 6 Frame & Shelf Color
- 7 Pull Style
- 8 Additional Options



Laminate Wood	Laminate Urethane/PVC	Veneer Wood	Veneer 1 1/4" Wood	Veneer 1 1/4" Wood	Veneer Wood	Veneer Wood
Ergo (all sides) LWE2 1 1/4"	Ergo (user side only) LUPE2R 1 1/4" LUPE2S 1 1/4"	Flat VW2S 1 1/4"	Square VWS2 1 1/4"	Bullnose VWB2 1 1/4"	Reverse Bevel VWR2 1 1/4"	Ergo (user side only) VWE2 1 1/4"
		Fluted VWF2S 1 1/4"	Fluted VWF2 1 1/4"			
1 1/4"	1 1/4"	1 1/4"				1 1/4"
6563 6563	6658 6658	8306 8306				8879 8879
7090 7090	7184 7184	8319 8319				8894 8894
6563 6563	6658 6658	8306 8306				8879 8879
7090 7090	7184 7184	8319 8319				8894 8894

Finish Options

- Powder Coat, Standard n/c
- Powder Coat, Premium..... \$ 165
- Platinum..... \$ 488

NOTE Transparent powder coats not available on Teaching Stations

Top Options

- Special Laminate.....TSP call
- Custom Cutout (per cutout)TCC \$ 120

Power & Data Options

Please reference the Power + Data Price List

Accessories

- Rack Mount System (only available in Teaching Station with standard cabinet)RMS \$ 420
- Monitor Mount (not available with adjustable height)MMT \$ 606
- Adjustable Height, Motorized..... TAM \$ 3718

Pull Style

A pull style must be specified when ordering a Teaching Station.



1A



2A



Questions?

800 876 2120

top > edge >	Laminate PVC	Laminate Wood	Laminate 2mm Acrylic	Laminate 1 1/4" Wood	Laminate 1 1/4" Wood	Laminate Wood
	Flat	Flat	Reverse Bevel	Square	Bullnose	Reverse Bevel
edge ordering code > top thickness >	LP2S 1 1/4"	LW2S 1 1/4"	LMRA2S 1 1/4"	LWS2 1 1/4"	LWB2 1 1/4"	LWR2 1 1/4"
	Fluted	Fluted		Fluted		
edge ordering code > top thickness >	LPF2S 1 1/4"	LWF2S 1 1/4"		LWF2 1 1/4"		
top thickness price >	1 1/4"		1 1/4"			

	Description	Model #	Product Wt			
	All Access Doors CPU Cabinet - Right 23 x 62 Casters 23 x 62 Glides	EQTS2 2362C 01 EQTS2 2362G 01	360 360	5556 5556		6170 6170
	All Access Doors CPU Cabinet - Left 23 x 62 Casters 23 x 62 Glides	EQTS3 2362C 01 EQTS3 2362G 01	360 360	5556 5556		6170 6170
	3form All Access Doors CPU Cabinet - Right 23 x 62 Casters 23 x 62 Glides	EQTS2 2362C 02 EQTS2 2362G 02	360 360	6027 6027		6696 6696
	3form All Access Doors CPU Cabinet - Left 23 x 62 Casters 23 x 62 Glides	EQTS3 2362C 02 EQTS3 2362G 02	360 360	6027 6027		6696 6696

Note: Model numbers starting with EQTS2 refer to models with a CPU cabinet on the left and a standard cabinet on the right. Model numbers starting with EQTS3 refer to models with a CPU cabinet on the right and a standard cabinet on the left.

To Order, Specify...

- 1 Model Number
- 2 Material
- 3 Edge Style, Thickness & Color
- 4 Door Profile (laminated cabinets only)
- 5 3form Selection
- 6 Frame & Shelf Color
- 7 Pull Style
- 8 Additional Options



Laminate Wood	Laminate Urethane/PVC	Veneer Wood	Veneer 1 1/4" Wood	Veneer 1 1/4" Wood	Veneer Wood	Veneer Wood
Ergo (all sides) LWE2 1 1/4"	Ergo (user side only) LUPE2R 1 1/4" LUPE2S 1 1/4"	Flat VW2S 1 1/4"	Square VWS2 1 1/4"	Bullnose VWB2 1 1/4"	Reverse Bevel VWR2 1 1/4"	Ergo (user side only) VWE2 1 1/4"
		Fluted VWF2S 1 1/4"	Fluted VWF2 1 1/4"			
1 1/4"	1 1/4"	1 1/4"				1 1/4"
6945 6945	7063 7063	9064 9064				9687 9687
6945 6945	7063 7063	9064 9064				9687 9687
7471 7471	7589 7589	9136 9136				9761 9761
7471 7471	7589 7589	9136 9136				9761 9761

Finish Options

- Powder Coat, Standard n/c
- Powder Coat, Premium..... \$ 165
- Platinum..... \$ 488

NOTE Transparent powder coats not available on Teaching Stations

Top Options

- Special Laminate.....TSP call
- Custom Cutout (per cutout)TCC \$ 120

Power & Data Options

Please reference the Power + Data Price List

Accessories

- Rack Mount System (only available in Teaching Station with standard cabinet)RMS \$ 420
- Monitor Mount (not available with adjustable height)MMT \$ 606
- Adjustable Height, Motorized..... TAM \$ 3718

Pull Style

A pull style must be specified when ordering a Teaching Station.



1A



2A



Questions?

800 876 2120

top > edge >	Laminate PVC	Laminate Wood	Laminate 2mm Acrylic	Laminate 1 1/4" Wood	Laminate 1 1/4" Wood	Laminate Wood
	Flat	Flat	Reverse Bevel	Square	Bullnose	Reverse Bevel
edge ordering code > top thickness >	LP2S 1 1/4"	LW2S 1 1/4"	LMRA2S 1 1/4"	LWS2 1 1/4"	LWB2 1 1/4"	LWR2 1 1/4"
	Fluted	Fluted		Fluted		
edge ordering code > top thickness > top thickness price >	LPF2S 1 1/4"	LWF2S 1 1/4"		LWF2 1 1/4"		
	1 1/4"			1 1/4"		

	Description	Model #	Product Wt		
	Standard Doors				
	CPU Cabinet - Right				
	23 x 62 Casters	EQTS2 2362C 05	360	5556	6170
	23 x 62 Glides	EQTS2 2362G 05	360	5556	6170
	Standard Doors				
	CPU Cabinet - Left				
	23 x 62 Casters	EQTS3 2362C 05	360	5556	6170
	23 x 62 Glides	EQTS3 2362G 05	360	5556	6170
	3form Standard Doors				
	CPU Cabinet - Right				
	23 x 62 Casters	EQTS2 2362C 06	360	6027	6696
	23 x 62 Glides	EQTS2 2362G 06	360	6027	6696
	3form Standard Doors				
	CPU Cabinet - Left				
	23 x 62 Casters	EQTS3 2362C 06	360	6027	6696
	23 x 62 Glides	EQTS3 2362G 06	360	6027	6696

Note: Model numbers starting with EQTS2 refer to models with a CPU cabinet on the left and a standard cabinet on the right. Model numbers starting with EQTS3 refer to models with a CPU cabinet on the right and a standard cabinet on the left.

To Order, Specify...

- 1 Model Number
- 2 Material
- 3 Edge Style, Thickness & Color
- 4 Door Profile (laminated cabinets only)
- 5 3form Selection
- 6 Frame & Shelf Color
- 7 Pull Style
- 8 Additional Options



Laminate Wood	Laminate Urethane/PVC	Veneer Wood	Veneer 1 1/4" Wood	Veneer 1 1/4" Wood	Veneer Wood	Veneer Wood
Ergo (all sides) LWE2 1 1/4"	Ergo (user side only) LUPE2R 1 1/4" LUPE2S 1 1/4"	Flat VW2S 1 1/4"	Square VWS2 1 1/4"	Bullnose VWB2 1 1/4"	Reverse Bevel VWR2 1 1/4"	Ergo (user side only) VWE2 1 1/4"
		Fluted VWF2S 1 1/4"	Fluted VWF2 1 1/4"			
1 1/4"	1 1/4"	1 1/4"				1 1/4"
6945 6945	7063 7063	9064 9064				9687 9687
6945 6945	7063 7063	9064 9064				9687 9687
7471 7471	7589 7589	9136 9136				9761 9761
7471 7471	7589 7589	9136 9136				9761 9761

Finish Options

- Powder Coat, Standard n/c
- Powder Coat, Premium..... \$ 165
- Platinum..... \$ 488

NOTE Transparent powder coats not available on Teaching Stations

Top Options

- Special Laminate.....TSP call
- Custom Cutout (per cutout)TCC \$ 120

Power & Data Options

Please reference the Power + Data Price List

Accessories

- Rack Mount System (only available in Teaching Station with standard cabinet)RMS \$ 420
- Monitor Mount (not available with adjustable height)MMT \$ 606
- Adjustable Height, Motorized..... TAM \$ 3718

Pull Style

A pull style must be specified when ordering a Teaching Station.



1A



2A



Questions?

800 876 2120

top > edge >	Laminate PVC	Laminate Wood	Laminate 2mm Acrylic	Laminate 1 1/4" Wood	Laminate 1 1/4" Wood	Laminate Wood
	Flat	Flat	Reverse Bevel	Square	Bullnose	Reverse Bevel
edge ordering code > top thickness >	LP2S 1 1/4"	LW2S 1 1/4"	LMRA2S 1 1/4"	LWS2 1 1/4"	LWB2 1 1/4"	LWR2 1 1/4"
	Fluted	Fluted		Fluted		
edge ordering code > top thickness > top thickness price >	LPF2S 1 1/4"	LWF2S 1 1/4"		LWF2 1 1/4"		
	1 1/4"			1 1/4"		

	Description	Model #	Product Wt			
	All Access Doors					
	23 x 71 Casters	EQTS4 2371C 01	390	6256		6950
	23 x 71 Glides	EQTS4 2371G 01	390	6256		6950
	3form All Access Doors					
	23 x 71 Casters	EQTS4 2371C 02	390	7057		7839
	23 x 71 Glides	EQTS4 2371G 02	390	7057		7839
	Standard Doors					
	23 x 71 Casters	EQTS4 2371C 05	390	6256		6950
	23 x 71 Glides	EQTS4 2371G 05	390	6256		6950
	3form Standard Doors					
	23 x 71 Casters	EQTS4 2371C 06	390	7057		7839
	23 x 71 Glides	EQTS4 2371G 06	390	7057		7839

Note: Model numbers starting with EQTS4 refer to models with a standard cabinet on the left and on the right.

To Order, Specify...

- 1 Model Number
- 2 Material
- 3 Edge Style, Thickness & Color
- 4 Door Profile (laminated cabinets only)
- 5 3form Selection
- 6 Frame & Shelf Color
- 7 Pull Style
- 8 Additional Options



Laminate Wood	Laminate Urethane/PVC	Veneer Wood	Veneer 1 1/4" Wood	Veneer 1 1/4" Wood	Veneer Wood	Veneer Wood
Ergo (all sides) LWE2 1 1/4"	Ergo (user side only) LUPE2R 1 1/4" LUPE2S 1 1/4"	Flat VW2S 1 1/4"	Square VWS2 1 1/4"	Bullnose VWB2 1 1/4"	Reverse Bevel VWR2 1 1/4"	Ergo (user side only) VWE2 1 1/4"
		Fluted VWF2S 1 1/4"	Fluted VWF2 1 1/4"			
1 1/4"	1 1/4"	1 1/4"				1 1/4"
7839 7839	7965 7965	10280 10280				10974 10974
8726 8726	8853 8853	10465 10465				11158 11158
7839 7839	7965 7965	10280 10280				10974 10974
8726 8726	8853 8853	10465 10465				11158 11158

Finish Options

- Powder Coat, Standard n/c
- Powder Coat, Premium..... \$ 165
- Platinum..... \$ 488

NOTE Transparent powder coats not available on Teaching Stations

Top Options

- Special Laminate.....TSP call
- Custom Cutout (per cutout)TCC \$ 120

Power & Data Options

Please reference the Power + Data Price List

Accessories

- Rack Mount System (only available in Teaching Station with standard cabinet)RMS \$ 420
- Monitor Mount (not available with adjustable height)MMT \$ 606
- Adjustable Height, Motorized..... TAM \$ 3718

Pull Style

A pull style must be specified when ordering a Teaching Station.



1A



2A



Questions?

800 876 2120

top >
edge >

Laminate PVC	Laminate Wood	Veneer Wood
Flat	Flat	Flat
LP2S 1 1/4"	LW2S 1 1/4"	VW2S 1 1/4"
Fluted	Fluted	Fluted
LPF2S 1 1/4"	LWF2S 1 1/4"	VWF2S 1 1/4"
1 1/4"	1 1/4"	1 1/4"

edge ordering code >
top thickness >

edge ordering code >
top thickness >
top thickness price >

	Description	Model #	Product Wt			
	All Access Doors					
	23 x 32 Casters	EQCB 2332C 09	165	4688	5155	7862
	23 x 32 Glides	EQCB 2332G 09	165	4688	5155	7862
	3form All Access Doors					
	23 x 32 Casters	EQCB 2332C 10	165	5154	5668	8280
	23 x 32 Glides	EQCB 2332G 10	165	5154	5668	8280
	Standard Doors					
	23 x 32 Casters	EQCB 2332C 20	165	4688	5155	7862
	23 x 32 Glides	EQCB 2332G 20	165	4688	5155	7862
	3form Standard Doors					
	23 x 32 Casters	EQCB 2332C 21	165	5154	5668	8280
	23 x 32 Glides	EQCB 2332G 21	165	5154	5668	8280

Pull Style

A pull style must be specified when ordering any cabinet with doors.



1A



2A

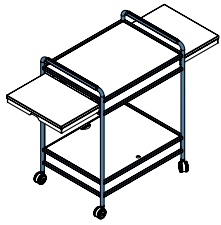
To Order, Specify...

- 1 Model Number, Top & Edge Style and Door Profile (laminated cabinets only)
- 2 Frame/Shelf Color
- 3 Laminate or Veneer Code
- 4 Edge Style and Thickness
- 5 Edge Color
- 6 Pull Style (models with doors only)
- 7 Base Options
- 8 Door Options

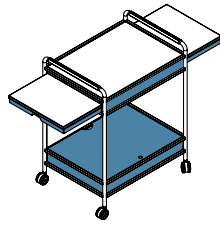


Please specify appropriate areas pertaining to model # >

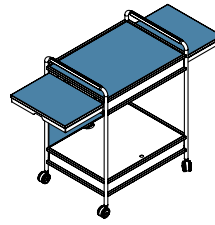
Blue highlights on illustrations represent indicated areas:





Frame Color

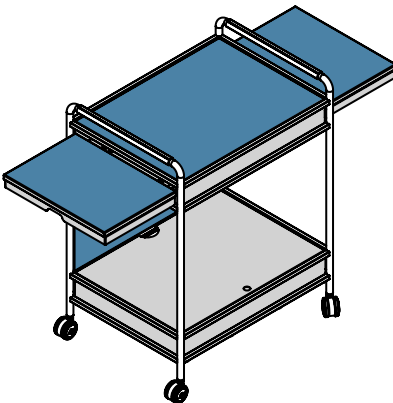


Metal Shelf Color



Top, Shelf and Back Panel
Laminate or Veneer Color

	Description	Model #	Product Wt	Price
	Laminate AV Cart 23 x 32	EQCT 2332L	135	4324
	Veneer AV Cart 23 x 32	EQCT 2332V	135	5304



Sample Model
Laminate Utility Cart
23 x 32 **EQCT 2332L** \$4324

Specify
Frame Color
Metal Shelf Color
Top, Shelf and Back Panel Laminate or Veneer Color

Finish Options	Price
Powder Coat - Standard	n/c
Powder Coat - Premium	\$ 165
Platinum	\$ 488
Transparent Powder Coats available on frame only	

Mobile AV Cabinet		
Top Options	Code	Price
Special Laminate	TSP	call
Custom Cutout (per cutout)	TCC	\$ 120

AV Cart		
Top Options	Code	Price
Special Laminate	TSP	call
Custom Cutout (per cutout)	TCC	\$ 120

Accessories		
	Code	Price
Monitor Mount	MMT	\$ 733
Adjustable Height-Motorized Side Shelf	SAM	\$2663
Handle (Mounted on Left)	HAN	\$ 113

All prices are delivered list price effective with date printed on cover and supersedes all other published price lists. Versteel reserves the right to change prices or specifications without prior notice. Orders are accepted subject to price prevailing at time of shipment.

versteel.com
Made in America
800 876 2120