

TARIFF-FREE TABLES

Proudly crafted in the USA.
No tariff surcharge.

Tables

2025 Price List

[➔ JUMP TO PRICING](#)

VERSTEEL



**Entourage**

Create a complete conference area with cabinets, carts, wall boards and lecterns that coordinate with Versteel tables and seating. Available in a variety of sizes and configurations, the Entourage collection combines a powder coated steel frame for rigidity with laminate surfaces for durability or wood surfaces for warmth. Door construction allows for the insertion of 3form® panels. Many models and sizes are available with casters for mobility.

Cabinet Doors

Cabinet laminate doors are available with two different door options: all laminate doors or doors with a $\frac{5}{16}$ " Aluminum frame.

Pulls

Cabinets with doors are available with two different pull options. See pricing pages for styles and codes. Carts with doors will have a round knob pull.

Casters and Glides

The locking casters on the cabinets, carts and lecterns are grey two-tone soft wheel. An optional black caster is available, see page 186. Casters are not available on 48", 60" and 72" cabinets with floor doors or any 84" cabinets. Glides for the cabinets are adjustable and made of heavy duty steel.

Laminate and Veneer, Standard Core Construction

The standard top construction consists of 45-50 lb particleboard, surfaced with a high pressure laminate or plain sliced veneer face. A backer sheet is laminated to the underside of the top. Tops are shipped pre-drilled for field installation of bases and accessories.



PVC Flat or Fluted Edge

Edge of 2mm PVC hot melt banded to the top with 1/8" radius at the top and bottom. Available with 1 1/2" radius corners or square corners.



Offered in twenty-one (21) standard colors.



Wood Flat or Fluted Edge

Wood banding hot melt banded to the top with 1/8" radius at the top and bottom. Available with 1 1/2" radius corners or square corners.



Offered in Ash, Cherry, Maple or Walnut materials.



Reverse Bevel Acrylic

Edge of 2mm acrylic edge banding hot melt banded to MDF core. A reverse bevel is then cut into the edge exposing the MDF on the reverse bevel. The MDF is then clear coated.



Wood Square or Fluted Edge

Edge of 1 1/4" wide solid wood with softened top and bottom edges, and square, softened mitered corners.



Offered in Ash, Cherry, Maple or Walnut materials.



Wood Bullnose Edge

Edge of 1 1/4" wide solid wood with a full bullnose edge, and 1" radius mitered corners.



Offered in Ash, Cherry, Maple or Walnut materials.



Wood Reverse Bevel Edge

Edge of 2" wide solid wood designed with a reverse sloped edge on one side and a flat wood edge on the remaining three sides for all Entourage cabinets. When specified on Elements Conference the reverse bevel detail will be on all four sides with mitered corners. Available on 1 1/4" edge thicknesses.



Offered in Ash, Cherry, Maple or Walnut materials.

Shipping Schedule

Standard Items

Laminate, PVC Edge	3-5 WEEKS
Laminate, Wood Edge	3-5 WEEKS
Laminate, Reverse Bevel Acrylic Edge	3-5 WEEKS
Veneer, Wood Edge	6-8 WEEKS

Contact Versteel Customer Service for special lead time requests.

BIFMA

All Versteel products are constructed to pass the relevant ANSI/BIFMA standards. For more detailed specifications by series and base style, contact Versteel Customer Service at 800.876.2120.

Additional information regarding warranty, terms and conditions, shipping, care and maintenance, etc. can be found in the All Tables price list.

Available door styles and pull locations within this product line >

Questions?

To specify frame model, please indicate door style, cabinet style, frame option and top & edge style.

800 876 2120

Access Standard Door

Door height reveals the fixed shelf and does not extend to the floor

Standard Door

Door height does not reveal the fixed shelf and does not extend to the floor

Access Floor Doors

Door height reveals the fixed shelf and extends to the floor

Standard Floor Doors

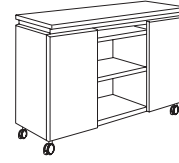
Door height does not reveal the fixed shelf and extends to the floor



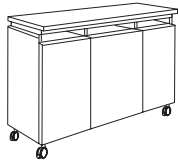
No Doors



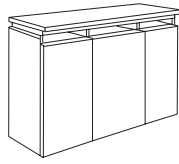
**Access Standard Outer Doors
No Middle Doors**



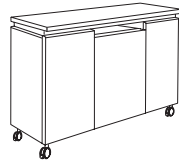
**Standard Outer Doors
No Middle Doors**



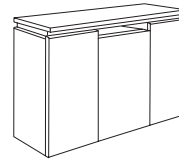
**All Access
Standard Doors**



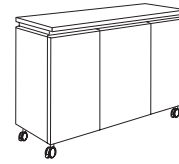
**All Access
Floor Doors**



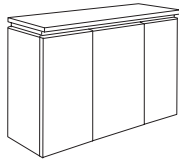
**Standard Outer Doors
Access Standard
Middle Doors**



**Standard Floor Outer Doors
Access Floor
Middle Doors**



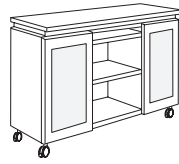
All Standard Doors



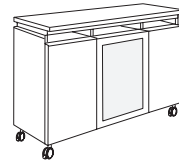
All Standard Floor Doors



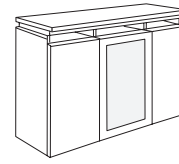
**Access Standard
3form Outer Doors
No Middle Doors**



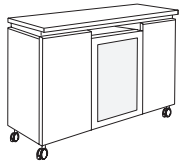
**Standard 3form Outer Doors
No Middle Doors**



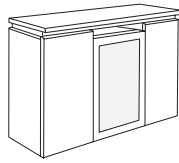
**Access Standard Outer Doors
Access Standard 3form
Middle Doors**



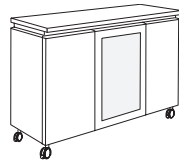
**Access Floor Outer Doors
Access Floor 3form
Middle Doors**



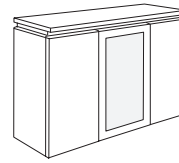
**Standard Outer Doors
Access Standard 3form
Middle
Doors**



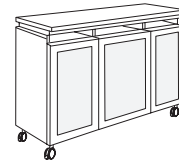
**Standard Floor Outer Doors
Access Floor 3form
Middle Doors**



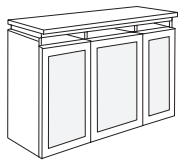
**Standard Outer Doors
Standard 3form
Middle Doors**




**Standard Floor Outer Doors
Standard Floor 3form
Middle Doors**



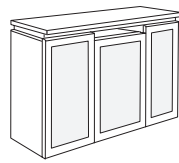
**All Access
Standard 3form
Doors**



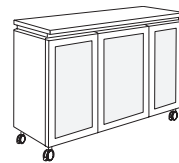
**All Access Floor
3form
Doors**



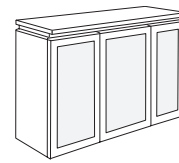
**Standard 3form Outer Doors
Access Standard 3form
Middle Doors**



**Standard Floor 3form
Outer Doors, Access Floor
3form Middle Doors**

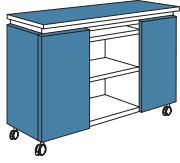


All Standard 3form Doors



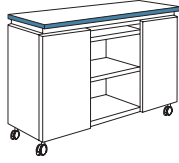
All Standard Floor 3form Doors

Once your frame model has been determined, please specify appropriate areas pertaining to model # >
Blue highlights on illustrations represent indicated areas:

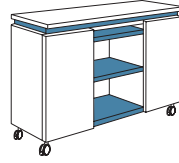


Laminate or Veneer Surfaces

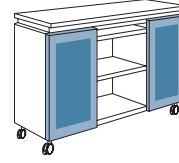
If laminate, select door profile



Edge Color



Frame and Shelf Color



**3form Selection
(if applicable)**

Only available with aluminum frame



Pull Style

A pull style must be specified when ordering any cabinet with doors



1A



2A

Please specify options and accessories if applicable to model # >



Base Options

Alternate Black Soft
Wheel Caster
(see page 186 for details)



Door Options

Locking Outer Doors,
2 keys per lock
(see page 186 for
details)



Door Options

Laminate insert with
aluminum frame



Accessories

Acrylic Tray
(see page 186 for details)

Examples >

All Cabinets are 36" tall



**Laminate Standard Doors with
Aluminum Frame**



**Veneer, Standard Outer Doors,
3form Standard Middle Doors**



**Laminate, All Standard
Floor Doors (no frame)**



Veneer, All Standard Doors

Details >



Lock Location



Door Swing



Door Swing

To Order, Specify...

- 1 Model Number, include top and edge style
- 2 Cabinet Material
 - a. Laminate manufacturer and color
 - b. Veneer species and finish color
- 3 Door Profile (laminate cabinets only)
- 4 Frame & Shelf Color
- 5 Pull Style (models with doors only)
- 6 Additional Options

base model				finish selections				pull style + options	
EN	SU	2084G	22	LP2S	TF 4973-58	CSNO	LAF	PSNO	2A
series	style	cabinet size	door configuration	top, edge & corner	cabinet laminate manufacturer & laminate color	edge color	door profile	frame & Shelf color	pull style

An **ENSU 2084G 22 LP2S** is an Entourage series 20" x 84" cabinet with all standard floor doors, laminate cabinet material with a 1/4" thick top, PVC edge and square corners.

The codes **TF 4973-58 / CSNO / LAF / PSNO** specify a Formica 4973-58 Orange Felt laminate, Snow PVC, laminate doors with Aluminum frame, Snow frame and shelves.

2A indicates the pull selection.

Model Number ENSU 2084G 22 LP2S

Orders may be sent via
Mailing Address

Versteel
2332 Cathy Lane
Jasper IN 47546

Contact Versteel

Email contact@versteel.com
Phone 800 876 2120
812 634 2120

Laminate

Versteel's standard offering of laminates includes over 900 laminates from Formica, Nevamar, Pionite and Wilsonart.

Laminate manufacturers change standard offerings frequently, making it possible a standard product can become unavailable. Versteel cannot be responsible for any inconvenience this may cause.

Veneer

Entourage is available with plain sliced Ash, Cherry, Maple and Walnut veneers.

Veneer Species

Ash	AP01	Maple.	MP01
Cherry	CP01	Walnut	WP01

Veneer Finish

Ash

Beach.	VBEA	Fog	VFOG
Chestnut.	VCHE	Pebble	VPEB
Drift	VDRI	Whisper	VWHI
Fawn	VFAW		

Cherry

Blossom Cherry	VBLC	Java Cherry.	VJAC
Cordovan Cherry	VCNC	Millwork Cherry.	VMWC
Golden Cherry	VGNC		

Maple

Caramel Maple	VCMM	Sugar Maple	VSUM
Solar Maple.	VSLM		

Walnut

Brighton Walnut	VBRW	Natural Walnut.	VNAW
Espresso Walnut.	VESW		

PVC Edge Colors

Absolute Acajou	CABA	Nimbus.	CNIM
Alloy.	CALY	Pearl	CPEA
Carbon.	CCAR	Platinum.	CPLA
Champagne	CCHA	Pralines & Cream	CPRC
Coconut	CCOC	Shadow	CSHA
Ebony.	CEBO	Snow	CSNO
Florence Walnut	CFLW	Stone	CSTO
Fossil	CFOS	Storm.	CSTM
Graphite	CGRA	Whisper	CWHI
Grey.	CGRE	White Linen	CWHL
Kensington Maple.	CKEM		

Wood Edge Species

Ash	A01	Maple.	M01
Cherry	C01	Walnut	W01

Wood Edge Finishes

Ash

Beach.	WBEA	Fog	WFOG
Chestnut.	WCHE	Pebble	WPEB
Drift	WDRI	Whisper	WWHI
Fawn	WFAW		

Cherry

Blossom Cherry	WBLC	Java Cherry.	WJAC
Cordovan Cherry	WCNC	Millwork Cherry.	WMWC
Golden Cherry	WGNC		

Maple

Caramel Maple	WCMM	Sugar Maple	WSUM
Solar Maple.	WSLM		

Walnut

Brighton Walnut	WBRW	Natural Walnut.	WNAW
Espresso Walnut.	WESW		

3form® Material

Standard 3form patterns are Aero (a random directional material with a frost finish) and Solo (a grainless frost finish). The material is 3/16" thick and incorporates raw materials made of renewable material from natural landscapes all over the globe. The manufacturing process produces no VOC's or other harmful gases. 3form material is GREENGUARD Certified. See below for ordering code.

Aero	MAER
Solo	MSOL

Powder Coat Finishes

All powder coat finishes in the Versteel offering have been formulated with the use of epoxy, polyester or epoxy and polyester blends to maximize the finish durability.

Powder Coat Finish Options

Powder Coat - Standardn/c
Powder Coat - Premium (Hope).	\$165
Powder Coat - Premium (Platinum)	\$488

Powder Coat Colors

AlloyPALY	MintPMNT
AmethystPAME	NavyPNAV
AnthracitePANT	NimbusPNIM
Black AnodizedPBLA	NutmegPNUT
BronzePBRO	◆ Pacific*PPAC
CalypsoPCAL	PearlPPEA
CarbonPCAR	PebblePPEB
ChampagnePCHA	Ⓟ PlatinumPPLA
CoconutPCOC	PoppyPPOP
◆ Copper*PCOP	◆ Raven*PRAV
CrimsonPCRI	RoyalPROY
◆ Crystal*PCRY	◆ Satin*PSAT
DaffodilPDAF	SeasidePSEA
EbonyPEBO	ShipyardPSHI
ForestPFOR	SilverPSIL
FossilPFOS	SnowPSNO
◆ Garnet*PGAR	StonePSTO
◆ Gold*PGOL	StormPSTM
GraphitePGRA	Terra CottaPTEC
Ⓟ Hope*PHOP	WhisperPWHI
Kelly GreenPKEG	White LinenPWHL
◆ Matte*PMAT	Powder Coat AlternativeOPA
MicaPMIC		

Transparent Powder Coats* (indicated by ◆)

Please note that the transparent characteristics of these powders allow all natural welds and textures inherent to raw steel to be visible. Transparent powder coat only available on Entourage cart, lectern and wall board frames.

Premium Powder Coats (indicated by Ⓟ)

Versteel's premium process uses specially formulated powder coats for a truly unique color palette.

Finish Reference & Samples

For finish color reference, please refer to our website. Contact Versteel Customer Service to receive actual color samples for color matches and final color approval.

Special Laminate

Call for quotation

Specify code **TSP** (*Special Laminate*), indicate the quoted charges per table

Special laminates and patterns can be specified as an option. To specify, contact Versteel Customer Service for availability and pricing.

NOTE LAMINATES IN STANDARD COLORS AND TEXTURES FROM FORMICA, NEVAMAR, PIONITE AND WILSONART ARE STANDARD

CAUTION LAMINATE MANUFACTURERS CHANGE STANDARD OFFERINGS FREQUENTLY, MAKING IT POSSIBLE A STANDARD PRODUCT CAN BECOME UNAVAILABLE. VERSTEEL CANNOT BE RESPONSIBLE FOR ANY INCONVENIENCE THIS MAY CAUSE.

Custom PVC Color Match

Call for quotation / one time charge per color, per order

Specify code **OCF** (*Custom PVC Color Match*), add cost from Versteel quotation

PVC Color Match can be the selection of a color that is available from a Versteel supplier or a new custom color developed for the order. Minimum footage requirements mean that the amount of material needed for your order will effect the cost.

For PVC Color Matching you must supply a color reference sample. Versteel will review the sample for possible existing colors available and send a sample for customer approval. If no color match exists, a custom match will be developed and sampled for customer approval before a production schedule is established.

Powder Coat Alternative

Call for quotation

Specify code **OPA** (*Powder Coat Alternative*), add cost from Versteel quotation

Powder Coat Alternative is available from Versteel. The entire RAL color reference along with hundreds of other color and finishes are available.

For Powder Coat Alternative matching, you must supply a color reference sample, or an RAL number. Versteel will review the sample for possible existing colors available and send a sample for customer approval. If no color match exists a custom match can be developed. Call Versteel Customer Service for associated upcharges on custom color development.

Stain Finish Match

\$996 / one time charge per finish, per order

Specify code **OSM** (*Stain Finish Match*), add \$996.00 list per finish, per order

Alternative Stain Finishes are available for veneer and wood edged tops.

For Stain Finish Matching you must supply two 4" x 4" finish color and grain reference samples. An expertly finish matched sample will be provided for customer approval.

Veneer and Wood Edge Alternatives

Call for quotation

For veneer and wood edge requirements other than the standard plain sliced Ash, Cherry, Maple and Walnut, contact Versteel Customer Service. Versteel is adept at working with a host of domestic and exotic materials. From inlays, figures, pie cuts and special edge profiles, to custom fill levels and sheens, each top is created using the best of technology and old world craftsmanship. The items you only imagined or expected to only be available from a millwork shop are now just another part of your Versteel order. Call Versteel Customer Service for availability and quotation.

Wood Finish Alternatives

Call for quotation

When veneer tables are required to have a finish other than the standard natural grain fill level finish appearance, semi-filled or full-filled finishes are available by requesting a quote from Versteel. Call Versteel Customer Service for availability and quotation.

NOTE CUSTOMS OR ALTERNATIVES MAY AFFECT STANDARD PRODUCTION SCHEDULES

Alternate Black Casters
No Charge

Specify code **CAS** (Alternate Black Caster), no additional charge

Available on all Entourage units that have casters (carts, lecterns, 48" and 60" cabinets) where the standard soft wheel two-tone silver/black caster is replaced with an all black caster. This 3" diameter caster is standard locking and does not change the overall height of the unit.


Locking Outer Doors
\$100 / cabinet

Specify code **DLK** (Locking Outer Doors), add \$100.00 list per cabinet

Available on Entourage cabinet outer doors. Add additional information here...

Top Custom Cutout
\$120 / cutout

Specify code **TCC** (Top Custom Cutout), add \$120.00 list per cutout

Top Custom Cutout requires a drawing for production and is subject to approvals.

Acrylic Tray - Entourage Cabinet
48" Cabinet

Specify code **AAT480** (Acrylic Outer Tray - 48" Entourage Cabinet), add \$151.00 list each.

Specify code **AAT48C** (Acrylic Center Tray - 48" Entourage Cabinet), add \$168.00 list each

60"/72" Cabinet

Specify code **AAT60** (Acrylic Tray - 60" Entourage Cabinet), \$151.00 list each.



Specify code **AAT72** (Acrylic Tray - 72" Entourage Cabinet), add \$168.00 list each.

NOTE CENTER ACCESS SHELF CAN ACCOMMODATE TWO TRAYS ON 60" AND 72" CABINETS

84" Cabinet

Specify code **AAT840** (Acrylic Outer Tray - 84" Entourage Cabinet), add \$168.00 list each.

Specify code **AAT84C** (Acrylic Center Tray - 84" Entourage Cabinet), add \$230.00 list each.

NOTE CENTER ACCESS SHELF CAN ACCOMMODATE TWO TRAYS ON 84" CABINETS

Acrylic trays may be added to Entourage Cabinet Models.

Acrylic Tray - Entourage Cart
16" Wide Cart

Specify code **AAT16** (Acrylic Tray - 16" Entourage Cart), add \$212.00 list each.

20" Wide Cart

Specify code **AAT20** (Acrylic Tray - 20" Entourage Cart), add \$223.00 list each..


















Acrylic Trays may be added to Entourage Cart



Questions?







800 876 2120

				top > edge >	Laminate PVC	Laminate Wood	Laminate 2mm Acrylic	Laminate 1 1/4" Wood	Laminate 1 1/4" Wood	Laminate Wood
				edge ordering code > top thickness >	Flat 	Flat 	Reverse Bevel 	Square 	Bullnose 	Reverse Bevel 
				edge ordering code > top thickness >	LP2S 1 1/4"	LW2S 1 1/4"	LMRA2S 1 1/4"	LWS2 1 1/4"	LWB2 1 1/4"	LWR2 1 1/4"
				edge ordering code > top thickness >	Fluted 	Fluted 		Fluted 		
				edge ordering code > top thickness >	LPF2S 1 1/4"	LWF2S 1 1/4"		LWF2 1 1/4"		
				top thickness price >	1 1/4"			1 1/4"		
				Description	Model #	Product Wt				
	No Doors									
	20 x 48 Casters	ENSU 2048C	158	4477			4976			
	20 x 48 Glides	ENSU 2048G	158	4477			4976			
	Access Standard Outer Doors									
	20 x 48 Casters	ENSU 2048C 01	173	5296			5886			
	20 x 48 Glides	ENSU 2048G 01	173	5296			5886			
	Standard Outer Doors									
	20 x 48 Casters	ENSU 2048C 05	174	5296			5886			
	20 x 48 Glides	ENSU 2048G 05	174	5296			5886			
	All Access Standard Doors									
	20 x 48 Casters	ENSU 2048C 09	181	5650			6278			
	20 x 48 Glides	ENSU 2048G 09	181	5650			6278			
	All Access Floor Doors									
	20 x 48 Casters	ENSU 2048G 11	185	5650			6278			
	Not available with casters									
	Standard Outer Doors									
	20 x 48 Casters	ENSU 2048C 15	182	5650			6278			
	20 x 48 Glides	ENSU 2048G 15	182	5650			6278			

To Order, Specify...

- 1 Model Number
- 2 Cabinet Material
- 3 Edge Style, Thickness & Color
- 4 Door Profile (laminated cabinets only)
- 5 Frame & Shelf Color
- 6 Pull Style (models with doors only)
- 7 Additional Options



Veneer Wood	Veneer 1 1/4" Wood	Veneer 1 1/4" Wood	Veneer Wood
Flat  VW2S 1 1/4"	Square  VWS2 1 1/4"	Bullnose  VWB2 1 1/4"	Reverse Bevel  VWR2 1 1/4"
Fluted  VWF2S 1 1/4"	Fluted  VWF2 1 1/4"		
1 1/4"			
7172 7172			
8306 8306			
8306 8306			
8995 8995			
8995			
8995 8995			

Pull Style
A pull style must be specified when ordering any cabinet with doors.



1A



2A

Base Options

Alternate Black Soft Wheel Caster..... CAS44 n/c
(standard in two-tone soft wheel)

Finish Options

Powder Coat, Standard n/c
Powder Coat, Premium..... \$ 165
Platinum..... \$ 488

NOTE Transparent powder coats not available on cabinets

Door Options

Locking Outer Doors.....DLK \$ 100
Laminate Doors with Aluminum Frame.....LAF n/c
All Laminate Doors.....LLD n/c

Top Options

Special Laminate.....TSP call
Custom Cutout (per cutout).....TCC \$ 120

Accessories

Acrylic Outer Tray for 48" Cabinet..... AAT48O \$ 151
Acrylic Center Tray for 48" Cabinet..... AAT48C \$ 168



Questions?







800 876 2120

				top > edge >	Laminate PVC	Laminate Wood	Laminate 2mm Acrylic	Laminate 1 1/4" Wood	Laminate 1 1/4" Wood	Laminate Wood
					Flat	Flat	Reverse Bevel	Square	Bullnose	Reverse Bevel
				edge ordering code > top thickness >						
					LP2S 1 1/4"	LW2S 1 1/4"	LMRA2S 1 1/4"	LWS2 1 1/4"	LWB2 1 1/4"	LWR2 1 1/4"
				edge ordering code > top thickness >	Fluted	Fluted		Fluted		
				edge ordering code > top thickness >	LPF2S 1 1/4"	LWF2S 1 1/4"		LWF2 1 1/4"		
				top thickness price >	1 1/4"			1 1/4"		
Description		Model #	Product Wt							
	Standard Floor Outer Doors Access Floor Middle Doors 20 x 48 Glides <i>Not available with casters</i>	ENSU 2048G 17	186	5650				6278		
	All Standard Doors 20 x 48 Casters 20 x 48 Glides	ENSU 2048C 20 ENSU 2048G 20	182 182	5650 5650				6278 6278		
	All Standard Floor Doors 20 x 48 Glides <i>Not available with casters</i>	ENSU 2048G 22	187	5650				6278		
	Access Standard 3form Outer Doors No Middle Doors 20 x 48 Casters 20 x 48 Glides	ENSU 2048C 02 ENSU 2048G 02	175 175	5774 5774				6411 6411		
	Standard 3form Outer Doors No Middle Doors 20 x 48 Casters 20 x 48 Glides	ENSU 2048C 06 ENSU 2048G 06	176 176	5774 5774				6411 6411		
	Access Standard Outer Doors Access Standard 3form Middle Doors 20 x 48 Casters 20 x 48 Glides	ENSU 2048C 13 ENSU 2048G 13	182 182	6051 6051				6724 6724		

To Order, Specify...

- 1 Model Number
- 2 Cabinet Material
- 3 Edge Style, Thickness & Color
- 4 Door Profile (laminated cabinets only)
- 5 3form Selection
- 6 Frame & Shelf Color
- 7 Pull Style (models with doors only)
- 8 Additional Options



Veneer Wood	Veneer 1 1/4" Wood	Veneer 1 1/4" Wood	Veneer Wood
Flat  VW2S 1 1/4"	Square  VWS2 1 1/4"	Bullnose  VWB2 1 1/4"	Reverse Bevel  VWR2 1 1/4"
Fluted  VWF2S 1 1/4"	Fluted  VWF2 1 1/4"		
1 1/4"			
8995			
8995 8995			
8995			
8319 8319			
8319 8319			
8975 8975			

Pull Style
A pull style must be specified when ordering any cabinet with doors.



Base Options

Alternate Black Soft Wheel Caster..... CAS44 n/c
(standard in two-tone soft wheel)

Finish Options

Powder Coat, Standard n/c
Powder Coat, Premium..... \$ 165
Platinum..... \$ 488

NOTE Transparent powder coats not available on cabinets

Door Options

Locking Outer Doors.....DLK \$ 100
Laminate Doors with Aluminum Frame.....LAF n/c
All Laminate Doors.....LLD n/c

Top Options

Special Laminate.....TSP call
Custom Cutout (per cutout).....TCC \$ 120














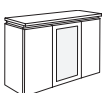

Accessories

Acrylic Outer Tray for 48" Cabinet..... AAT48O \$ 151
Acrylic Center Tray for 48" Cabinet..... AAT48C \$ 168



Questions?







800 876 2120

				top > edge >	Laminate PVC	Laminate Wood	Laminate 2mm Acrylic	Laminate 1 1/4" Wood	Laminate 1 1/4" Wood	Laminate Wood
				edge ordering code > top thickness >	Flat  LP2S 1 1/4"	Flat  LW2S 1 1/4"	Reverse Bevel  LMRA2S 1 1/4"	Square  LWS2 1 1/4"	Bullnose  LWB2 1 1/4"	Reverse Bevel  LWR2 1 1/4"
				edge ordering code > top thickness >	Fluted  LPF2S 1 1/4"	Fluted  LWF2S 1 1/4"		Fluted  LWF2 1 1/4"		
				top thickness price >	1 1/4"			1 1/4"		
	Description	Model #	Product Wt							
	Access Floor Outer Doors Access Floor 3form Middle Doors 20 x 48 Glides <i>Not available with casters</i>	ENSU 2048G 14	183	6051				6724		
	Standard Outer Doors Access Standard 3form Middle Doors 20 x 48 Casters 20 x 48 Glides	ENSU 2048C 16 ENSU 2048G 16	182 182	6051 6051				6724 6724		
	Standard Floor Outer Doors Access Floor 3form Middle Doors 20 x 48 Glides <i>Not available with casters</i>	ENSU 2048G 18	187	6051				6724		
	Standard Outer Doors Standard 3form Middle Doors 20 x 48 Casters 20 x 48 Glides	ENSU 2048C 07 ENSU 2048G 07	183 183	6051 6051				6724 6724		
	Standard Floor Outer Doors Standard Floor 3form Middle Doors 20 x 48 Glides <i>Not available with casters</i>	ENSU 2048G 24	188	6051				6724		
	All Access Standard 3form Doors 20 x 48 Casters 20 x 48 Glides	ENSU 2048C 10 ENSU 2048G 10	182 182	6529 6529				7249 7249		

To Order, Specify...

- 1 Model Number
- 2 Cabinet Material
- 3 Edge Style, Thickness & Color
- 4 Door Profile (laminated cabinets only)
- 5 3form Selection
- 6 Frame & Shelf Color
- 7 Pull Style (models with doors only)
- 8 Additional Options



Veneer Wood	Veneer 1 1/4" Wood	Veneer 1 1/4" Wood	Veneer Wood
Flat  VW2S 1 1/4"	Square  VWS2 1 1/4"	Bullnose  VWB2 1 1/4"	Reverse Bevel  VWR2 1 1/4"
Fluted  VWF2S 1 1/4"	Fluted  VWF2 1 1/4"		
1 1/4"			
8975			
8975 8975			
8975			
8975 8975			
8975			
8992 8992			

Pull Style

A pull style must be specified when ordering any cabinet with doors.



1A



2A

Base Options

Alternate Black Soft Wheel Caster..... CAS44 n/c
(standard in two-tone soft wheel)

Finish Options

Powder Coat, Standard n/c
Powder Coat, Premium..... \$ 165
Platinum..... \$ 488

NOTE Transparent powder coats not available on cabinets

Door Options

Locking Outer Doors.....DLK \$ 100
Laminate Doors with Aluminum Frame.....LAF n/c
All Laminate Doors.....LLD n/c

Top Options










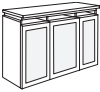



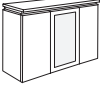
Special Laminate.....TSP call
Custom Cutout (per cutout).....TCC \$ 120

Accessories

Acrylic Outer Tray for 48" Cabinet..... AAT48O \$ 151
Acrylic Center Tray for 48" Cabinet..... AAT48C \$ 168









Questions?
800 876 2120

				top > edge >	Laminate PVC	Laminate Wood	Laminate 2mm Acrylic	Laminate 1 1/4" Wood	Laminate 1 1/4" Wood	Laminate Wood
					Flat	Flat	Reverse Bevel	Square	Bullnose	Reverse Bevel
				edge ordering code > top thickness >						
					LP2S 1 1/4"	LW2S 1 1/4"	LMRA2S 1 1/4"	LWS2 1 1/4"	LWB2 1 1/4"	LWR2 1 1/4"
				edge ordering code > top thickness >	Fluted	Fluted		Fluted		
										
				edge ordering code > top thickness >	LPF2S 1 1/4"	LWF2S 1 1/4"		LWF2 1 1/4"		
				top thickness price >	1 1/4"			1 1/4"		
Description		Model #	Product Wt							
	All Access Floor 3form Doors 20 x 48 Glides <i>Not available with casters</i>	ENSU 2048G 12	186	6529				7249		
	Standard 3form Outer Doors Access Standard 3form Middle Doors 20 x 48 Casters 20 x 48 Glides	ENSU 2048C 19 ENSU 2048G 19	183 183	6529 6529				7249 7249		
	Standard Floor 3form Outer Doors Access Floor 3form Middle Doors 20 x 48 Glides <i>Not available with casters</i>	ENSU 2048G 25	187	6529				7249		
	All Standard 3form Doors 20 x 48 Casters 20 x 48 Glides	ENSU 2048C 21 ENSU 2048G 21	184 184	6529				7249 7249		
	All Standard Floor 3form Doors 20 x 48 Glides <i>Not available with casters</i>	ENSU 2048G 23	190	6529				7249		

To Order, Specify...

- 1 Model Number
- 2 Cabinet Material
- 3 Edge Style, Thickness & Color
- 4 Door Profile (laminated cabinets only)
- 5 3form Selection
- 6 Frame & Shelf Color
- 7 Pull Style (models with doors only)
- 8 Additional Options



Veneer Wood	Veneer 1 1/4" Wood	Veneer 1 1/4" Wood	Veneer Wood
Flat  VW2S 1 1/4"	Square  VWS2 1 1/4"	Bullnose  VWB2 1 1/4"	Reverse Bevel  VWR2 1 1/4"
Fluted  VWF2S 1 1/4"	Fluted  VWF2 1 1/4"		
1 1/4"			
8992			
8992 8992			
8992			
8992 8992			
8992			

Pull Style
A pull style must be specified when ordering any cabinet with doors.



Base Options

Alternate Black Soft Wheel Caster..... CAS44 n/c
(standard in two-tone soft wheel)

Finish Options

Powder Coat, Standard n/c
Powder Coat, Premium..... \$ 165
Platinum..... \$ 488

NOTE Transparent powder coats not available on cabinets

Door Options

Locking Outer Doors.....DLK \$ 100
Laminate Doors with Aluminum Frame.....LAF n/c
All Laminate Doors.....LLD n/c

Top Options

Special Laminate.....TSP call
Custom Cutout (per cutout).....TCC \$ 120














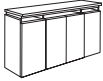

Accessories

Acrylic Outer Tray for 48" Cabinet..... AAT48O \$ 151
Acrylic Center Tray for 48" Cabinet..... AAT48C \$ 168



Questions?







800 876 2120

				top > edge >	Laminate PVC	Laminate Wood	Laminate 2mm Acrylic	Laminate 1 1/4" Wood	Laminate 1 1/4" Wood	Laminate Wood
				edge ordering code > top thickness >	Flat  LP2S 1 1/4"	Flat  LW2S 1 1/4"	Reverse Bevel  LMRA2S 1 1/4"	Square  LWS2 1 1/4"	Bullnose  LWB2 1 1/4"	Reverse Bevel  LWR2 1 1/4"
				edge ordering code > top thickness >	Fluted  LPF2S 1 1/4"	Fluted  LWF2S 1 1/4"		Fluted  LWF2 1 1/4"		
				top thickness price >	1 1/4"			1 1/4"		
Description		Model #	Product Wt							
	No Doors									
	20 x 60 Casters	ENSU 2060C	186	4734				5261		
	20 x 60 Glides	ENSU 2060G	186	4734				5261		
	Access Standard Outer Doors									
	No Middle Doors									
	20 x 60 Casters	ENSU 2060C 01	201	5556				6170		
	20 x 60 Glides	ENSU 2060G 01	201	5556				6170		
	Standard Outer Doors									
	No Middle Doors									
	20 x 60 Casters	ENSU 2060C 05	202	5556				6170		
	20 x 60 Glides	ENSU 2060G 05	202	5556				6170		
	All Access Standard Doors									
	20 x 60 Casters	ENSU 2060C 09	216	6432				7144		
	20 x 60 Glides	ENSU 2060G 09	216	6432				7144		
	All Access Floor Doors									
	20 x 60 Casters	ENSU 2060G 11	220	6432				7144		
	<i>Not available with casters</i>									
	Standard Outer Doors									
	Access Standard Middle Doors									
	20 x 60 Casters	ENSU 2060C 15	217	6432				7144		
	20 x 60 Glides	ENSU 2060G 15	217	6432				7144		

To Order, Specify...

- 1 Model Number
- 2 Cabinet Material
- 3 Edge Style, Thickness & Color
- 4 Door Profile (laminated cabinets only)
- 5 Frame & Shelf Color
- 6 Pull Style (models with doors only)
- 7 Additional Options



Veneer Wood	Veneer 1 1/4" Wood	Veneer 1 1/4" Wood	Veneer Wood
Flat  VW2S 1 1/4"	Square  VWS2 1 1/4"	Bullnose  VWB2 1 1/4"	Reverse Bevel  VWR2 1 1/4"
Fluted  VWF2S 1 1/4"	Fluted  VWF2 1 1/4"		
1 1/4"			
7932 7932			
9064 9064			
9064 9064			
10197 10197			
10197			
10197 10197			

Pull Style
A pull style must be specified when ordering any cabinet with doors.



1A



2A

Base Options

Alternate Black Soft Wheel Caster..... CAS44 n/c
(standard in two-tone soft wheel)

Finish Options

Powder Coat, Standard n/c
Powder Coat, Premium..... \$ 165
Platinum..... \$ 488

NOTE Transparent powder coats not available on cabinets

Door Options

Locking Outer Doors.....DLK \$ 100
Laminate Doors with Aluminum Frame.....LAF n/c
All Laminate Doors.....LLD n/c

Top Options

Special Laminate.....TSP call
Custom Cutout (per cutout).....TCC \$ 120
















Accessories

Acrylic Tray for 60" Cabinet*AAT60 \$ 151
*Center access shelf can accommodate two trays



Questions?







800 876 2120

				top > edge >	Laminate PVC	Laminate Wood	Laminate 2mm Acrylic	Laminate 1 1/4" Wood	Laminate 1 1/4" Wood	Laminate Wood
					Flat	Flat	Reverse Bevel	Square	Bullnose	Reverse Bevel
				edge ordering code > top thickness >						
					LP2S 1 1/4"	LW2S 1 1/4"	LMRA2S 1 1/4"	LWS2 1 1/4"	LWB2 1 1/4"	LWR2 1 1/4"
				edge ordering code > top thickness >	Fluted	Fluted		Fluted		
										
				edge ordering code > top thickness >	LPF2S 1 1/4"	LWF2S 1 1/4"		LWF2 1 1/4"		
				top thickness price >	1 1/4"			1 1/4"		
Description		Model #	Product Wt							
	Standard Floor Outer Doors Access Floor Middle Doors 20 x 60 Glides <i>Not available with casters</i>	ENSU 2060G 17	221	6432				7144		
	All Standard Doors 20 x 60 Casters 20 x 60 Glides	ENSU 2060C 20 ENSU 2060G 20	217 217	6432 6432				7144 7144		
	All Standard Floor Doors 20 x 60 Glides <i>Not available with casters</i>	ENSU 2060G 22	222	6432				7144		
	Access Standard 3form Outer Doors No Middle Doors 20 x 60 Casters 20 x 60 Glides	ENSU 2060C 02 ENSU 2060G 02	203 203	6027 6027				6696 6696		
	Standard 3form Outer Doors No Middle Doors 20 x 60 Casters 20 x 60 Glides	ENSU 2060C 06 ENSU 2060G 06	204 204	6027 6027				6696 6696		
	Access Standard Outer Doors Access Standard 3form Middle Doors 20 x 60 Casters 20 x 60 Glides	ENSU 2060C 13 ENSU 2060G 13	217 217	6905 6905				7672 7672		

To Order, Specify...

- 1 Model Number
- 2 Cabinet Material
- 3 Edge Style, Thickness & Color
- 4 Door Profile (laminated cabinets only)
- 5 3form Selection
- 6 Frame & Shelf Color
- 7 Pull Style (models with doors only)
- 8 Additional Options



Veneer Wood	Veneer 1 1/4" Wood	Veneer 1 1/4" Wood	Veneer Wood
Flat  VW2S 1 1/4"	Square  VWS2 1 1/4"	Bullnose  VWB2 1 1/4"	Reverse Bevel  VWR2 1 1/4"
Fluted  VWF2S 1 1/4"	Fluted  VWF2 1 1/4"		
1 1/4"			
10197			
10197 10197			
10197			
9136 9136			
9136 9136			
10268 10268			

Pull Style

A pull style must be specified when ordering any cabinet with doors.



Base Options

Alternate Black Soft Wheel Caster..... CAS44 n/c
(standard in two-tone soft wheel)

Finish Options

Powder Coat, Standard n/c
Powder Coat, Premium..... \$ 165
Platinum..... \$ 488

NOTE Transparent powder coats not available on cabinets

Door Options

Locking Outer Doors.....DLK \$ 100
Laminate Doors with Aluminum Frame.....LAF n/c
All Laminate Doors.....LLD n/c

Top Options

Special Laminate.....TSP call
Custom Cutout (per cutout).....TCC \$ 120
















Accessories

Acrylic Tray for 60" Cabinet*AAT60 \$ 151
*Center access shelf can accommodate two trays



Questions?







800 876 2120

				top > edge >	Laminate PVC	Laminate Wood	Laminate 2mm Acrylic	Laminate 1 1/4" Wood	Laminate 1 1/4" Wood	Laminate Wood
					Flat	Flat	Reverse Bevel	Square	Bullnose	Reverse Bevel
				edge ordering code > top thickness >						
					LP2S 1 1/4"	LW2S 1 1/4"	LMRA2S 1 1/4"	LWS2 1 1/4"	LWB2 1 1/4"	LWR2 1 1/4"
				edge ordering code > top thickness >	Fluted	Fluted		Fluted		
										
				edge ordering code > top thickness >	LPF2S 1 1/4"	LWF2S 1 1/4"		LWF2 1 1/4"		
				top thickness price >	1 1/4"			1 1/4"		
Description		Model #	Product Wt							
	Access Floor Outer Doors Access Floor 3form Middle Doors 20 x 60 Glides Not available with casters	ENSU 2060G 14	218	6905				7672		
	Standard Outer Doors Access Standard 3form Middle Doors 20 x 60 Casters 20 x 60 Glides	ENSU 2060C 16 ENSU 2060G 16	217 217	6905 6905				7672 7672		
	Standard Floor Outer Doors Access Floor 3form Middle Doors 20 x 60 Glides Not available with casters	ENSU 2060G 18	222	6905				7672		
	Standard Outer Doors Standard 3form Middle Doors 20 x 60 Casters 20 x 60 Glides	ENSU 2060C 07 ENSU 2060G 07	218 218	6905 6905				7672 7672		
	Standard Floor Outer Doors Standard Floor 3form Middle Doors 20 x 60 Glides Not available with casters	ENSU 2060G 24	223	6905				7672		
	All Access Standard 3form Doors 20 x 60 Casters 20 x 60 Glides	ENSU 2060C 10 ENSU 2060G 10	217 217	7381 7381				8199 8199		

To Order, Specify...

- 1 Model Number
- 2 Cabinet Material
- 3 Edge Style, Thickness & Color
- 4 Door Profile (laminated cabinets only)
- 5 3form Selection
- 6 Frame & Shelf Color
- 7 Pull Style (models with doors only)
- 8 Additional Options



Veneer Wood	Veneer 1 1/4" Wood	Veneer 1 1/4" Wood	Veneer Wood
Flat  VW2S 1 1/4"	Square  VWS2 1 1/4"	Bullnose  VWB2 1 1/4"	Reverse Bevel  VWR2 1 1/4"
Fluted  VWF2S 1 1/4"	Fluted  VWF2 1 1/4"		
1 1/4"			
10268			
10268 10268			
10268			
10268 10268			
10268			
10339 10339			

Pull Style
A pull style must be specified when ordering any cabinet with doors.



Base Options

Alternate Black Soft Wheel Caster..... CAS44 n/c
(standard in two-tone soft wheel)

Finish Options

Powder Coat, Standard n/c
Powder Coat, Premium..... \$ 165
Platinum..... \$ 488

NOTE Transparent powder coats not available on cabinets

Door Options

Locking Outer Doors.....DLK \$ 100
Laminate Doors with Aluminum Frame.....LAF n/c
All Laminate Doors.....LLD n/c

Top Options

Special Laminate.....TSP call
Custom Cutout (per cutout).....TCC \$ 120










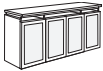




Accessories

Acrylic Tray for 60" Cabinet*AAT60 \$ 151
*Center access shelf can accommodate two trays



Questions?







800 876 2120

				top > edge >	Laminate PVC	Laminate Wood	Laminate 2mm Acrylic	Laminate 1 1/4" Wood	Laminate 1 1/4" Wood	Laminate Wood
					Flat	Flat	Reverse Bevel	Square	Bullnose	Reverse Bevel
				edge ordering code > top thickness >						
					LP2S 1 1/4"	LW2S 1 1/4"	LMRA2S 1 1/4"	LWS2 1 1/4"	LWB2 1 1/4"	LWR2 1 1/4"
				edge ordering code > top thickness >	Fluted	Fluted		Fluted		
										
				edge ordering code > top thickness >	LPF2S 1 1/4"	LWF2S 1 1/4"		LWF2 1 1/4"		
				top thickness price >	1 1/4"			1 1/4"		
Description		Model #	Product Wt							
	All Access Floor 3form Doors 20 x 60 Glides <i>Not available with casters</i>	ENSU 2060G 12	221	7381				8199		
	Standard 3form Outer Doors Access Standard 3form Middle Doors 20 x 60 Casters 20 x 60 Glides	ENSU 2060C 19 ENSU 2060G 19	218 218	7381 7381				8199 8199		
	Standard Floor 3form Outer Doors Access Floor 3form Middle Doors 20 x 60 Glides <i>Not available with casters</i>	ENSU 2060G 25	222	7381				8199		
	All Standard 3form Doors 20 x 60 Casters 20 x 60 Glides	ENSU 2060C 21 ENSU 2060G 21	219 219	7381 7381				8199 8199		
	All Standard Floor 3form Doors 20 x 60 Glides <i>Not available with casters</i>	ENSU 2060G 23	219	7381				8199		

To Order, Specify...

- 1 Model Number
- 2 Cabinet Material
- 3 Edge Style, Thickness & Color
- 4 Door Profile (laminated cabinets only)
- 5 3form Selection
- 6 Frame & Shelf Color
- 7 Pull Style (models with doors only)
- 8 Additional Options



Veneer Wood	Veneer 1 1/4" Wood	Veneer 1 1/4" Wood	Veneer Wood
Flat 	Square 	Bullnose 	Reverse Bevel 
VW2S 1 1/4"	VWS2 1 1/4"	VWB2 1 1/4"	VWR2 1 1/4"
Fluted 	Fluted 		
VWF2S 1 1/4"	VWF2 1 1/4"		
1 1/4"			
10339			
10339 10339			
10339			
10339 10339			
10339			

Pull Style
A pull style must be specified when ordering any cabinet with doors.



1A



2A

Base Options

Alternate Black Soft Wheel Caster.....CAS44 n/c
(standard in two-tone soft wheel)

Finish Options

Powder Coat, Standard n/c
Powder Coat, Premium..... \$ 165
Platinum..... \$ 488

NOTE Transparent powder coats not available on cabinets

Door Options

Locking Outer Doors.....DLK \$ 100

Top Options

Special Laminate.....TSP call
Custom Cutout (per cutout)TCC \$ 120

Accessories

Acrylic Tray for 60" Cabinet*AAT60 \$ 151

*Center access shelf can accommodate two trays



Questions?







800 876 2120

				top > edge >	Laminate PVC	Laminate Wood	Laminate 2mm Acrylic	Laminate 1 1/4" Wood	Laminate 1 1/4" Wood	Laminate Wood
					Flat	Flat	Reverse Bevel	Square	Bullnose	Reverse Bevel
				edge ordering code > top thickness >						
					LP2S 1 1/4"	LW2S 1 1/4"	LMRA2S 1 1/4"	LWS2 1 1/4"	LWB2 1 1/4"	LWR2 1 1/4"
				edge ordering code > top thickness >	Fluted	Fluted		Fluted		
				edge ordering code > top thickness >	LPF2S 1 1/4"	LWF2S 1 1/4"		LWF2 1 1/4"		
				top thickness price >	1 1/4"			1 1/4"		
Description		Model #	Product Wt							
	No Doors 20 x 72 Glides <i>Not available with casters</i>	ENSU 2072G	214	4970				5522		
	Access Standard Outer Doors No Middle Doors 20 x 72 Glides <i>Not available with casters</i>	ENSU 2072G 01	229	6256				6950		
	Standard Outer Doors No Middle Doors 20 x 72 Glides <i>Not available with casters</i>	ENSU 2072G 05	230	6256				6950		
	All Access Standard Doors 20 x 72 Glides <i>Not available with casters</i>	ENSU 2072G 09	251	7207				8004		
	All Access Floor Doors 20 x 72 Glides <i>Not available with casters</i>	ENSU 2072G 11	255	7207				8004		
	Standard Outer Doors Access Standard Middle Doors 20 x 72 Glides <i>Not available with casters</i>	ENSU 2072G 15	252	7207				8004		

To Order, Specify...

- 1 Model Number
- 2 Cabinet Material
- 3 Edge Style, Thickness & Color
- 4 Door Profile (laminated cabinets only)
- 5 Frame & Shelf Color
- 6 Pull Style (models with doors only)
- 7 Additional Options



Veneer Wood	Veneer 1 1/4" Wood	Veneer 1 1/4" Wood	Veneer Wood
Flat 	Square 	Bullnose 	Reverse Bevel 
VW2S 1 1/4"	VWS2 1 1/4"	VWB2 1 1/4"	VWR2 1 1/4"
Fluted 	Fluted 		
VWF2S 1 1/4"	VWF2 1 1/4"		
1 1/4"			
8956			
10280			
10280			
11591			
11591			
11591			

Pull Style

A pull style must be specified when ordering any cabinet with doors.



1A



2A

Finish Options

- Powder Coat, Standard n/c
- Powder Coat, Premium..... \$ 165
- Platinum..... \$ 488

NOTE Transparent powder coats not available on cabinets

Door Options

- Locking Outer Doors.....DLK \$ 100
- Laminate Doors with Aluminum Frame.....LAF n/c
- All Laminate DoorsLLD n/c

Top Options

- Special Laminate.....TSP call
- Custom Cutout (per cutout)TCC \$ 120

Accessories

- Acrylic Tray for 72" Cabinet*.....AAT72 \$ 168

*Center access shelf can accommodate two trays



Questions?

800 876 2120







top > edge >	Laminate PVC	Laminate Wood	Laminate 2mm Acrylic	Laminate 1 1/4" Wood	Laminate 1 1/4" Wood	Laminate Wood
	Flat	Flat	Reverse Bevel	Square	Bullnose	Reverse Bevel
edge ordering code > top thickness >	LP2S 1 1/4"	LW2S 1 1/4"	LMRA2S 1 1/4"	LWS2 1 1/4"	LWB2 1 1/4"	LWR2 1 1/4"
	Fluted	Fluted		Fluted		
edge ordering code > top thickness >	LPF2S 1 1/4"	LWF2S 1 1/4"		LWF2 1 1/4"		
top thickness price >	1 1/4"		1 1/4"			

	Description	Model #	Product Wt		
	Standard Floor Outer Doors Access Floor Middle Doors 20 x 72 Glides <i>Not available with casters</i>	ENSU 2072G 17	256	7207	8004
	All Standard Doors 20 x 72 Glides <i>Not available with casters</i>	ENSU 2072G 20	252	7207	8004
	All Standard Floor Doors 20 x 72 Glides <i>Not available with casters</i>	ENSU 2072G 22	257	7207	8004
	Access Standard 3form Outer Doors No Middle Doors 20 x 72 Glides <i>Not available with casters</i>	ENSU 2072G 02	231	7057	7839
	Standard 3form Outer Doors No Middle Doors 20 x 72 Glides <i>Not available with casters</i>	ENSU 2072G 06	232	7057	7839
	Access Standard Outer Doors Access Standard 3form Middle Doors 20 x 72 Glides <i>Not available with casters</i>	ENSU 2072G 13	252	8004	8894

To Order, Specify...

- 1 Model Number
- 2 Cabinet Material
- 3 Edge Style, Thickness & Color
- 4 Door Profile (laminated cabinets only)
- 5 3form Selection
- 6 Frame & Shelf Color
- 7 Pull Style (models with doors only)
- 8 Additional Options



Veneer Wood	Veneer 1 1/4" Wood	Veneer 1 1/4" Wood	Veneer Wood
Flat  VW2S 1 1/4"	Square  VWS2 1 1/4"	Bullnose  VWB2 1 1/4"	Reverse Bevel  VWR2 1 1/4"
Fluted  VWF2S 1 1/4"	Fluted  VWF2 1 1/4"		
1 1/4"			
11591			
11591			
11591			
10465			
10465			
11774			

Pull Style
A pull style must be specified when ordering any cabinet with doors.



Finish Options

- Powder Coat, Standard n/c
- Powder Coat, Premium..... \$ 165
- Platinum..... \$ 488

NOTE Transparent powder coats not available on cabinets

Door Options

- Locking Outer Doors.....DLK \$ 100
- Laminate Doors with Aluminum Frame.....LAF n/c
- All Laminate DoorsLLD n/c

Top Options

- Special Laminate.....TSP call
- Custom Cutout (per cutout)TCC \$ 120

Accessories
















- Acrylic Tray for 72" Cabinet*.....AAT72 \$ 168

*Center access shelf can accommodate two trays



Questions?







800 876 2120

				top > edge >	Laminate PVC	Laminate Wood	Laminate 2mm Acrylic	Laminate 1 1/4" Wood	Laminate 1 1/4" Wood	Laminate Wood
					Flat	Flat	Reverse Bevel	Square	Bullnose	Reverse Bevel
				edge ordering code > top thickness >						
					LP2S 1 1/4"	LW2S 1 1/4"	LMRA2S 1 1/4"	LWS2 1 1/4"	LWB2 1 1/4"	LWR2 1 1/4"
				edge ordering code > top thickness >	Fluted	Fluted		Fluted		
										
				edge ordering code > top thickness >	LPF2S 1 1/4"	LWF2S 1 1/4"		LWF2 1 1/4"		
				top thickness price >	1 1/4"		1 1/4"			
Description		Model #	Product Wt							
	Access Floor Outer Doors Access Floor 3form Middle Doors 20 x 72 Glides <i>Not available with casters</i>	ENSU 2072G 14	253	8004				8894		
	Standard Outer Doors Access Standard 3form Middle Doors 20 x 72 Glides <i>Not available with casters</i>	ENSU 2072G 16	252	8004				8894		
	Standard Floor Outer Doors Access Floor 3form Middle Doors 20 x 72 Glides <i>Not available with casters</i>	ENSU 2072G 18	257	8004				8894		
	Standard Outer Doors Standard 3form Middle Doors 20 x 72 Glides <i>Not available with casters</i>	ENSU 2072G 07	253	8004				8894		
	Standard Floor Outer Doors Standard Floor 3form Middle Doors 20 x 72 Glides <i>Not available with casters</i>	ENSU 2072G 24	261	8004				8894		
	All Access Standard 3form Doors 20 x 72 Glides <i>Not available with casters</i>	ENSU 2072G 10	252	8804				9783		

To Order, Specify...

- 1 Model Number
- 2 Cabinet Material
- 3 Edge Style, Thickness & Color
- 4 Door Profile (laminated cabinets only)
- 5 3form Selection
- 6 Frame & Shelf Color
- 7 Pull Style (models with doors only)
- 8 Additional Options



Veneer Wood	Veneer 1 1/4" Wood	Veneer 1 1/4" Wood	Veneer Wood
Flat 	Square 	Bullnose 	Reverse Bevel 
VW2S 1 1/4"	VWS2 1 1/4"	VWB2 1 1/4"	VWR2 1 1/4"
Fluted 	Fluted 		
VWF2S 1 1/4"	VWF2 1 1/4"		
1 1/4"			
11774			
11774			
11774			
11774			
11774			
11958			

Pull Style
A pull style must be specified when ordering any cabinet with doors.



1A



2A

Finish Options

- Powder Coat, Standard n/c
- Powder Coat, Premium..... \$ 165
- Platinum..... \$ 488

NOTE Transparent powder coats not available on cabinets

Door Options

- Locking Outer Doors.....DLK \$ 100
- Laminate Doors with Aluminum Frame.....LAF n/c
- All Laminate DoorsLLD n/c

Top Options

- Special Laminate.....TSP call
- Custom Cutout (per cutout)TCC \$ 120

Accessories










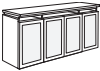



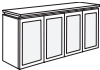
- Acrylic Tray for 72" Cabinet*.....AAT72 \$ 168

*Center access shelf can accommodate two trays



Questions?







800 876 2120

				top > edge >	Laminate PVC	Laminate Wood	Laminate 2mm Acrylic	Laminate 1 1/4" Wood	Laminate 1 1/4" Wood	Laminate Wood	
					Flat	Flat	Reverse Bevel	Square	Bullnose	Reverse Bevel	
				edge ordering code > top thickness >							
					LP2S 1 1/4"	LW2S 1 1/4"	LMRA2S 1 1/4"	LWS2 1 1/4"	LWB2 1 1/4"	LWR2 1 1/4"	
				edge ordering code > top thickness >	Fluted	Fluted		Fluted			
											
				edge ordering code > top thickness >	LPF2S 1 1/4"	LWF2S 1 1/4"		LWF2 1 1/4"			
				top thickness price >	1 1/4"			1 1/4"			
				Description	Model #	Product Wt					
	All Access Floor 3form Doors 20 x 72 Glides <i>Not available with casters</i>	ENSU 2072G 12	256	8804				9783			
	Standard 3form Outer Doors Access Standard 3form Middle Doors 20 x 72 Glides <i>Not available with casters</i>	ENSU 2072G 19	253	8804				9783			
	Standard Floor 3form Outer Doors Access Floor 3form Middle Doors 20 x 72 Glides <i>Not available with casters</i>	ENSU 2072G 25	260	8804				9783			
	All Standard 3form Doors 20 x 72 Glides <i>Not available with casters</i>	ENSU 2072G 21	254	8804				9783			
	All Standard Floor 3form Doors 20 x 72 Glides <i>Not available with casters</i>	ENSU 2072G 23	263	8804				9783			

To Order, Specify...

- 1 Model Number
- 2 Cabinet Material
- 3 Edge Style, Thickness & Color
- 4 Door Profile (laminated cabinets only)
- 5 3form Selection
- 6 Frame & Shelf Color
- 7 Pull Style (models with doors only)
- 8 Additional Options



Veneer Wood	Veneer 1 1/4" Wood	Veneer 1 1/4" Wood	Veneer Wood
Flat 	Square 	Bullnose 	Reverse Bevel 
VW2S 1 1/4"	VWS2 1 1/4"	VWB2 1 1/4"	VWR2 1 1/4"
Fluted 	Fluted 		
VWF2S 1 1/4"	VWF2 1 1/4"		
1 1/4"			
11958			
11958			
11958			
11958			
11958			

Pull Style

A pull style must be specified when ordering any cabinet with doors.



1A



2A

Finish Options

- Powder Coat, Standard n/c
- Powder Coat, Premium..... \$ 165
- Platinum..... \$ 488

NOTE Transparent powder coats not available on cabinets

Door Options

- Locking Outer Doors.....DLK \$ 100

Top Options

- Special Laminate.....TSP call
- Custom Cutout (per cutout)TCC \$ 120

Accessories

- Acrylic Tray for 72" Cabinet*.....AAT72 \$ 168

*Center access shelf can accommodate two trays



Questions?

800 876 2120

top >
edge >







Laminate PVC	Laminate Wood	Laminate 2mm Acrylic	Laminate 1 1/4" Wood	Laminate 1 1/4" Wood	Laminate Wood
Flat	Flat	Reverse Bevel	Square	Bullnose	Reverse Bevel
edge ordering code > top thickness >	LP2S 1 1/4"	LW2S 1 1/4"	LMRA2S 1 1/4"	LWS2 1 1/4"	LWB2 1 1/4"
					LWR2 1 1/4"
Fluted	Fluted		Fluted		
edge ordering code > top thickness >	LPF2S 1 1/4"	LWF2S 1 1/4"	LWF2 1 1/4"		
top thickness price >	1 1/4"		1 1/4"		

	Description	Model #	Product Wt	1 1/4"	1 1/4"
	No Doors 20 x 84 Glides <i>Not available with casters</i>	ENSU 2084G	254	8950	9950
	Access Standard Outer Doors No Middle Doors 20 x 84 Glides <i>Not available with casters</i>	ENSU 2084G 01	268	10587	11764
	Standard Outer Doors No Middle Doors 20 x 84 Glides <i>Not available with casters</i>	ENSU 2084G 05	269	10587	11764
	All Access Standard Doors 20 x 84 Glides <i>Not available with casters</i>	ENSU 2084G 09	289	11297	12549
	All Access Floor Doors 20 x 84 Glides <i>Not available with casters</i>	ENSU 2084G 11	299	11297	12549
	Standard Outer Doors Access Standard Middle Doors 20 x 84 Glides <i>Not available with casters</i>	ENSU 2084G 15	290	11297	12549

To Order, Specify...

- 1 Model Number
- 2 Cabinet Material
- 3 Edge Style, Thickness & Color
- 4 Door Profile (laminated cabinets only)
- 5 Frame & Shelf Color
- 6 Pull Style (models with doors only)
- 7 Additional Options



Veneer Wood	Veneer 1 1/4" Wood	Veneer 1 1/4" Wood	Veneer Wood
Flat 	Square 	Bullnose 	Reverse Bevel 
VW2S 1 1/4"	VWS2 1 1/4"	VWB2 1 1/4"	VWR2 1 1/4"
Fluted 	Fluted 		
VWF2S 1 1/4"	VWF2 1 1/4"		
1 1/4"			
14335			
16607			
16607			
17985			
17985			
17985			

Pull Style
A pull style must be specified when ordering any cabinet with doors.



1A



2A

Finish Options

- Powder Coat, Standard n/c
- Powder Coat, Premium..... \$ 165
- Platinum..... \$ 488

NOTE Transparent powder coats not available on cabinets

Door Options

- Locking Outer Doors.....DLK \$ 100
- Laminate Doors with Aluminum Frame.....LAF n/c
- All Laminate DoorsLLD n/c

Top Options

- Special Laminate.....TSP call
- Custom Cutout (per cutout)TCC \$ 120

Accessories

- Acrylic Outer Tray for 84" Cabinet.....AAT84O \$ 168
- Acrylic Center Tray for 84" Cabinet*.....AAT84C \$ 230

*Center access shelf can accommodate two trays



Questions?

800 876 2120







top > edge >	Laminate PVC	Laminate Wood	Laminate 2mm Acrylic	Laminate 1 1/4" Wood	Laminate 1 1/4" Wood	Laminate Wood
	Flat	Flat	Reverse Bevel	Square	Bullnose	Reverse Bevel
edge ordering code > top thickness >	LP2S 1 1/4"	LW2S 1 1/4"	LMRA2S 1 1/4"	LWS2 1 1/4"	LWB2 1 1/4"	LWR2 1 1/4"
	Fluted	Fluted		Fluted		
edge ordering code > top thickness >	LPF2S 1 1/4"	LWF2S 1 1/4"		LWF2 1 1/4"		
top thickness price >	1 1/4"		1 1/4"			

	Description	Model #	Product Wt		
	Standard Floor Outer Doors Access Floor Middle Doors 20 x 84 Glides <i>Not available with casters</i>	ENSU 2084G 17	299	11297	12549
	All Standard Doors 20 x 84 Glides <i>Not available with casters</i>	ENSU 2084G 20	293	11297	12549
	All Standard Floor Doors 20 x 84 Glides <i>Not available with casters</i>	ENSU 2084G 22	302	11297	12549
	Access Standard 3form Outer Doors No Middle Doors 20 x 84 Glides <i>Not available with casters</i>	ENSU 2084G 02	270	11537	12820
	Standard 3form Outer Doors No Middle Doors 20 x 84 Glides <i>Not available with casters</i>	ENSU 2084G 06	271	11537	12820
	Access Standard Outer Doors Access Standard 3form Middle Doors 20 x 84 Glides <i>Not available with casters</i>	ENSU 2084G 13	290	11537	12820

To Order, Specify...

- 1 Model Number
- 2 Cabinet Material
- 3 Edge Style, Thickness & Color
- 4 Door Profile (laminated cabinets only)
- 5 3form Selection
- 6 Frame & Shelf Color
- 7 Pull Style (models with doors only)
- 8 Additional Options



Veneer Wood	Veneer 1 1/4" Wood	Veneer 1 1/4" Wood	Veneer Wood
Flat  VW2S 1 1/4"	Square  VWS2 1 1/4"	Bullnose  VWB2 1 1/4"	Reverse Bevel  VWR2 1 1/4"
Fluted  VWF2S 1 1/4"	Fluted  VWF2 1 1/4"		
1 1/4"			
17985			
17985			
17985			
16635			
16635			
16635			

Pull Style
A pull style must be specified when ordering any cabinet with doors.



Finish Options

- Powder Coat, Standard n/c
- Powder Coat, Premium..... \$ 165
- Platinum..... \$ 488

NOTE Transparent powder coats not available on cabinets

Door Options

- Locking Outer Doors.....DLK \$ 100
- Laminate Doors with Aluminum Frame.....LAF n/c
- All Laminate DoorsLLD n/c

Top Options

- Special Laminate.....TSP call
- Custom Cutout (per cutout)TCC \$ 120

Accessories










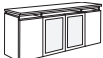
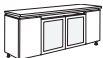




- Acrylic Outer Tray for 84" Cabinet.....AAT84O \$ 168
- Acrylic Center Tray for 84" Cabinet*.....AAT84C \$ 230

*Center access shelf can accommodate two trays



Questions?







800 876 2120

				top > edge >	Laminate PVC	Laminate Wood	Laminate 2mm Acrylic	Laminate 1 1/4" Wood	Laminate 1 1/4" Wood	Laminate Wood
				edge ordering code > top thickness >	Flat  LP2S 1 1/4"	Flat  LW2S 1 1/4"	Reverse Bevel  LMRA2S 1 1/4"	Square  LWS2 1 1/4"	Bullnose  LWB2 1 1/4"	Reverse Bevel  LWR2 1 1/4"
				edge ordering code > top thickness >	Fluted  LPF2S 1 1/4"	Fluted  LWF2S 1 1/4"		Fluted  LWF2 1 1/4"		
				top thickness price >	1 1/4"			1 1/4"		
Description		Model #	Product Wt							
	Access Floor Outer Doors Access Floor 3form Middle Doors 20 x 84 Glides <i>Not available with casters</i>	ENSU 2084G 14	297	12098				13440		
	Standard Outer Doors Access Standard 3form Middle Doors 20 x 84 Glides <i>Not available with casters</i>	ENSU 2084G 16	290	12098				13440		
	Standard Floor Outer Doors Access Floor 3form Middle Doors 20 x 84 Glides <i>Not available with casters</i>	ENSU 2084G 18	300	12098				13440		
	Standard Outer Doors Standard 3form Middle Doors 20 x 84 Glides <i>Not available with casters</i>	ENSU 2084G 07	291	12098				13440		
	Standard Floor Outer Doors Standard Floor 3form Middle Doors 20 x 84 Glides <i>Not available with casters</i>	ENSU 2084G 24	300	12098				13440		
	All Access Standard 3form Doors 20 x 84 Glides <i>Not available with casters</i>	ENSU 2084G 10	290	13049				14494		

To Order, Specify...

- 1 Model Number
- 2 Cabinet Material
- 3 Edge Style, Thickness & Color
- 4 Door Profile (laminated cabinets only)
- 5 3form Selection
- 6 Frame & Shelf Color
- 7 Pull Style (models with doors only)
- 8 Additional Options



Veneer Wood	Veneer 1 1/4" Wood	Veneer 1 1/4" Wood	Veneer Wood
Flat 	Square 	Bullnose 	Reverse Bevel 
VW2S 1 1/4"	VWS2 1 1/4"	VWB2 1 1/4"	VWR2 1 1/4"
Fluted 	Fluted 		
VWF2S 1 1/4"	VWF2 1 1/4"		
1 1/4"			
17947			
17947			
17947			
17947			
17947			
17977			

Pull Style

A pull style must be specified when ordering any cabinet with doors.



1A



2A

Finish Options

- Powder Coat, Standard n/c
- Powder Coat, Premium..... \$ 165
- Platinum..... \$ 488

NOTE Transparent powder coats not available on cabinets

Door Options

- Locking Outer Doors.....DLK \$ 100
- Laminate Doors with Aluminum Frame.....LAF n/c
- All Laminate DoorsLLD n/c

Top Options

- Special Laminate.....TSP call
- Custom Cutout (per cutout)TCC \$ 120

Accessories










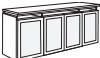
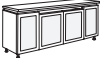
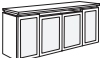
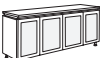
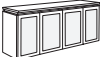
- Acrylic Outer Tray for 84" Cabinet.....AAT84O \$ 168
- Acrylic Center Tray for 84" Cabinet*.....AAT84C \$ 230

*Center access shelf can accommodate two trays



Questions?

800 876 2120

				top > edge >	Laminate PVC	Laminate Wood	Laminate 2mm Acrylic	Laminate 1 1/4" Wood	Laminate 1 1/4" Wood	Laminate Wood	
					Flat	Flat	Reverse Bevel	Square	Bullnose	Reverse Bevel	
				edge ordering code > top thickness >							
					LP2S 1 1/4"	LW2S 1 1/4"	LMRA2S 1 1/4"	LWS2 1 1/4"	LWB2 1 1/4"	LWR2 1 1/4"	
				edge ordering code > top thickness >	Fluted	Fluted		Fluted			
											
				edge ordering code > top thickness >	LPF2S 1 1/4"	LWF2S 1 1/4"		LWF2 1 1/4"			
				top thickness price >	1 1/4"			1 1/4"			
				Description	Model #	Product Wt					
	All Access Floor 3form Doors 20 x 84 Glides <i>Not available with casters</i>	ENSU 2084G 12	299	13049				14494			
	Standard 3form Outer Doors Access Standard 3form Middle Doors 20 x 84 Glides <i>Not available with casters</i>	ENSU 2084G 19	291	13049				14494			
	Standard Floor 3form Outer Doors Access Floor 3form Middle Doors 20 x 84 Glides <i>Not available with casters</i>	ENSU 2084G 25	301	13049				14494			
	All Standard 3form Doors 20 x 84 Glides <i>Not available with casters</i>	ENSU 2084G 21	295	13049				14494			
	All Standard Floor 3form Doors 20 x 84 Glides <i>Not available with casters</i>	ENSU 2084G 23	303	13049				14494			

To Order, Specify...

- 1 Model Number
- 2 Cabinet Material
- 3 Edge Style, Thickness & Color
- 4 Door Profile (laminated cabinets only)
- 5 3form Selection
- 6 Frame & Shelf Color
- 7 Pull Style (models with doors only)
- 8 Additional Options



Veneer Wood	Veneer 1 1/4" Wood	Veneer 1 1/4" Wood	Veneer Wood
Flat  VW2S 1 1/4"	Square  VWS2 1 1/4"	Bullnose  VWB2 1 1/4"	Reverse Bevel  VWR2 1 1/4"
Fluted  VWF2S 1 1/4"	Fluted  VWF2 1 1/4"		
1 1/4"			
17977			
17977			
17977			
17977			
17977			

Pull Style
A pull style must be specified when ordering any cabinet with doors.



Finish Options

- Powder Coat, Standard n/c
- Powder Coat, Premium..... \$ 165
- Platinum..... \$ 488

NOTE Transparent powder coats not available on cabinets

Door Options

- Locking Outer Doors.....DLK \$ 100
- Laminate Doors with Aluminum Frame.....LAF n/c
- All Laminate DoorsLLD n/c

Top Options

- Special Laminate.....TSP call
- Custom Cutout (per cutout)TCC \$ 120

Accessories

- Acrylic Outer Tray for 84" Cabinet.....AAT84O \$ 168
- Acrylic Center Tray for 84" Cabinet*.....AAT84C \$ 230

*Center access shelf can accommodate two trays



Questions?

800 876 2120

top > edge >	Laminate PVC	Laminate Wood	Laminate 2mm Acrylic	Laminate 1 1/4" Wood	Laminate 1 1/4" Wood	Laminate Wood
	Flat	Flat	Reverse Bevel	Square	Bullnose	Reverse Bevel
edge ordering code > top thickness >	LP2S 1 1/4"	LW2S 1 1/4"	LMRA2S 1 1/4"	LWS2 1 1/4"	LWB2 1 1/4"	LWR2 1 1/4"
	Fluted	Fluted		Fluted		
edge ordering code > top thickness >	LPF2S 1 1/4"	LWF2S 1 1/4"		LWF2 1 1/4"		
top thickness price >	1 1/4"		1 1/4"			

	Description	Model #	Product Wt		
	All Standard Doors				
	20 x 36 Casters	ENRC 2036C 20	200	5585	6088
	20 x 36 Glides	ENRC 2036G 20	200	5585	6088
	All Standard Floor Doors				
	20 x 36 Glides <i>Not available with casters</i>	ENRC 2036G22	200	5585	6088
	All Standard 3form Doors				
	20 x 36 Casters	ENRC 2036C 21	200	6069	6574
	20 x 36 Glides	ENRC 2036G 21	200	6069	6574
	All Standard 3form Floor Doors				
	20 x 36 Glides <i>Not available with casters</i>	ENRC 2036G 23	200	6069	6574

To Order, Specify...

- 1 Model Number
- 2 Cabinet Material
- 3 Edge Style, Thickness & Color
- 4 Frame & Shelf Color
- 5 Pull Style
- 6 Name Plate Options
- 7 Additional Options



Base Options

Alternate Black Soft Wheel Caster..... CAS44 n/c
(standard in two-tone soft wheel)

Finish Options

Powder Coat, Standard n/c
Powder Coat, Premium..... \$ 165
Platinum..... \$ 488

NOTE Transparent powder coats not available on cabinets

Top Options

Special Laminate.....TSP call
Custom Cutout (per cutout)TCC \$ 120

Name Plate Options*

Aluminum CansRAC n/c
General WasteRGW n/c
Plastic BottlesRPB n/c
CardboardRCB n/c
Newspapers.....RNP n/c
Paper.....RPA n/c
Magazines.....RMZ n/c
Mixed GlassRMG n/c

*Available in Alloy or Ebony Powder Coat only

Pull Style

A pull style must be specified when ordering any cabinet with doors.



1A



2A





Questions?

800 876 2120

top > edge >	Laminate PVC	Laminate Wood	Laminate 2mm Acrylic	Laminate 1 1/4" Wood	Laminate 1 1/4" Wood	Laminate Wood
	Flat	Flat	Reverse Bevel	Square	Bullnose	Reverse Bevel
edge ordering code > top thickness >	LP2S 1 1/4"	LW2S 1 1/4"	LMRA2S 1 1/4"	LWS2 1 1/4"	LWB2 1 1/4"	LWR2 1 1/4"
	Fluted	Fluted		Fluted		
edge ordering code > top thickness > top thickness price >	LPF2S 1 1/4"	LWF2S 1 1/4"		LWF2 1 1/4"		
	1 1/4"			1 1/4"		

	Description	Model #	Product Wt		
	All Standard Doors				
	20 x 48 Casters	ENRC 2048C 20	240	6647	7274
	20 x 48 Glides	ENRC 2048G 20	240	6647	7274
	All Standard Floor Doors				
	20 x 48 Glides <i>Not available with casters</i>	ENRC 2048G 22	240	6647	7274
	All Standard 3form Doors				
	20 x 48 Casters	ENRC 2048C 21	240	7375	8002
	20 x 48 Glides	ENRC 2048G 21	240	7375	8002
	All Standard 3form Floor Doors				
	20 x 48 Glides <i>Not available with casters</i>	ENRC 2048G 23	240	7375	8002

To Order, Specify...

- 1 Model Number
- 2 Cabinet Material
- 3 Edge Style, Thickness & Color
- 4 3form Selection
- 4 Frame & Shelf Color
- 5 Pull Style
- 6 Name Plate Options
- 7 Additional Options



Base Options

Alternate Black Soft Wheel Caster..... CAS44 n/c
(standard in two-tone soft wheel)

Finish Options

Powder Coat, Standard n/c
Powder Coat, Premium..... \$ 165
Platinum..... \$ 488

NOTE Transparent powder coats not available on cabinets

Top Options

Special Laminate.....TSP call
Custom Cutout (per cutout)TCC \$ 120

Name Plate Options*

Aluminum CansRAC n/c
General WasteRGW n/c
Plastic BottlesRPB n/c
CardboardRCB n/c
Newspapers.....RNP n/c
Paper.....RPA n/c
Magazines.....RMZ n/c
Mixed GlassRMG n/c

*Available in Alloy or Ebony Powder Coat only

Pull Style


A pull style must be specified when ordering any cabinet with doors.



1A



2A





Questions?

800 876 2120

top > edge >	Laminate PVC	Laminate Wood	Laminate 2mm Acrylic	Laminate 1 1/4" Wood	Laminate 1 1/4" Wood	Laminate Wood
	Flat	Flat	Reverse Bevel	Square	Bullnose	Reverse Bevel
edge ordering code > top thickness >	LP2S 1 1/4"	LW2S 1 1/4"	LMRA2S 1 1/4"	LWS2 1 1/4"	LWB2 1 1/4"	LWR2 1 1/4"
	Fluted	Fluted		Fluted		
edge ordering code > top thickness >	LPF2S 1 1/4"	LWF2S 1 1/4"		LWF2 1 1/4"		
top thickness price >	1 1/4"		1 1/4"			

	Description	Model #	Product Wt		
	All Standard Doors				
	20 x 60 Casters	ENRC 2060C 20	305	7429	8138
	20 x 60 Glides	ENRC 2060G 20	305	7429	8138
	All Standard Floor Doors				
	20 x 60 Glides <i>Not available with casters</i>	ENRC 2060G 22	305	7429	8138
	All Standard 3form Doors				
	20 x 60 Casters	ENRC 2060C 21	305	8397	9108
	20 x 60 Glides	ENRC 2060G 21	305	8397	9108
	All Standard 3form Floor Doors				
	20 x 60 Glides <i>Not available with casters</i>	ENRC 2060G 23	305	8397	9108

To Order, Specify...

- 1 Model Number
- 2 Cabinet Material
- 3 Edge Style, Thickness & Color
- 4 3form Selection
- 4 Frame & Shelf Color
- 5 Pull Style
- 6 Name Plate Options
- 7 Additional Options



Base Options

Alternate Black Soft Wheel Caster..... CAS44 n/c
(standard in two-tone soft wheel)

Finish Options

Powder Coat, Standard n/c
Powder Coat, Premium..... \$ 165
Platinum..... \$ 488

NOTE Transparent powder coats not available on cabinets

Top Options

Special Laminate.....TSP call
Custom Cutout (per cutout)TCC \$ 120

Name Plate Options*

Aluminum CansRAC n/c
General WasteRGW n/c
Plastic BottlesRPB n/c
CardboardRCB n/c
Newspapers.....RNP n/c
Paper.....RPA n/c
Magazines.....RMZ n/c
Mixed GlassRMG n/c

*Available in Alloy or Ebony Powder Coat only

Pull Style

A pull style must be specified when ordering any cabinet with doors.



1A



2A





Questions?

800 876 2120

Please specify appropriate areas pertaining to model # >

Blue highlights on illustrations represent indicated areas:



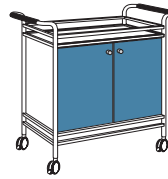
Frame Color



Shelf Color






Cabinet & Shelf Color




Door & Back
Panel Color/Finish



Pull Style

	Description	Model #	Product Wt	Price	
	16 x 30 Open Serving Cart	ENSC 1630	42	925	
	16 x 30 Laminate Serving Cart <i>Doors on one side</i>	ENSC 1630L D1	95	2415	
	16 x 30 Veneer Serving Cart <i>Doors on one side</i>	ENSC 1630V D1	95	2693	



Pull Style
1B

Sample Base Model
Open Serving Cart
16 x 20 **ENSC 1630** \$925

Specify
Frame Color
Shelf Color

Note: Transparent powder coats available on frames only.

To Order, Specify...

- 1 Model Number
- 2 Frame, Cabinet and Shelf Color/Finish
- 3 Laminate or Veneer Code
- 4 Pull Style (models with doors only)
- 5 Additional Options






Accessories	Code	Price
Acrylic Tray for 16" Wide Cart	AAT16	\$ 212
Acrylic Tray for 20" Wide Cart	AAT20	\$ 223


Base Options		
Alternate Black Soft Wheel Caster	CAS44	n/c
(standard in two-tone soft wheel)		

Finish Options		
Powder Coat, Standard		n/c
Powder Coat, Premium		\$ 165
Platinum		\$ 488

Door Options		
Locking Outer DoorsDLK	\$ 100

Laminate Options		
Special LaminateTSP	call

	Description	Model #	Product Wt	Price	
	20 x 30 Open Utility Cart	ENUC 2030	47	984	
	20 x 30 Laminate Utility Cart Doors on one side	ENUC 2030L D1	107	2541	
	20 x 30 Veneer Utility Cart Doors on one side	ENUC 2030V D1	107	2827	



Pull Style
IB

Sample Model with doors
Laminate Utility Cart
20 x 30 **ENUC 2030L D1** \$2541

Specify
Frame Color
Cabinet & Shelf Color
Door Color
Pull Style

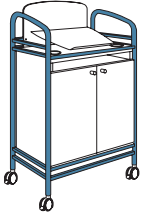
Note: Transparent powder coats available on frames only.

Questions?

800 876 2120

Please specify appropriate areas pertaining to model # >

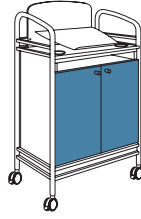
Blue highlights on illustrations represent indicated areas:



Frame Color



Cabinet & Shelf Color



Door & Back
Panel Color/Finish



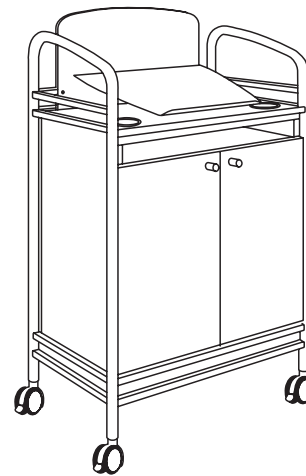
3form Selection
(Shield)



Pull Style



Description	Model #	Product Wt	Price
16 x 25 Lectern Laminate Doors & Back Panel	ENLE 1625L	107	2732
16 x 25 Lectern Veneer Doors & Back Panel	ENLE 1625V	107	3183



Pull Style
1B

Sample Base Model
Lectern
16 x 25 **ENLE 1625L** \$2732

Specify
Frame Color
Cabinet and Shelf Color
Door and Back Panel Color
3form Selection
Pull Style

Note: Transparent powder coats available on frames only.

To Order, Specify...

- 1 Model Number
- 2 Frame Color, Cabinet and Shelf Color
- 3 Cabinet and Shelf Color/Finish
- 4 Laminate or Veneer Code
- 5 3form Selection
- 6 Pull Style (models with doors only)
- 7 Additional Options

Lectern

Base Options

Alternate Black Soft Wheel Caster..... CAS44 n/c
(standard in two-tone soft wheel)

Finish Options

Powder Coat, Standard n/c
Powder Coat, Premium..... \$ 165
Platinum..... \$ 488

Door Options

Locking Outer Doors.....DLK \$ 100

Laminate Options

Special Laminate.....TSP call


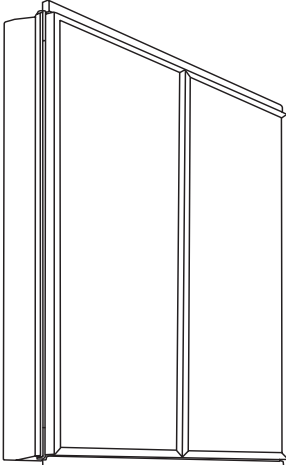
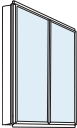

Wall Board

Finish Options

Powder Coat, Standard n/c
Powder Coat, Premium..... \$ 165
Platinum..... \$ 488

Laminate Options

Special Laminate.....TSP call

	Description	Model #	Product Wt	Price	
	48 x 39 Wall Board Laminate Doors	ENWB4839L		2638	 <p>Pull Style IB</p> <p>Sample Model with doors Wall Board 48 x 39 ENWB 4839V \$3586</p> <p>Specify Frame Color Wood Finish Pull Style</p>
	48 x 39 Wall Board 3form Doors	ENWB4839F		4133	
	48 x 39 Wall Board Veneer Doors	ENWB4839V		3586	
<p>Note: Transparent powder coats available on frames only.</p>					

All prices are delivered list price effective with date printed on cover and supersedes all other published price lists. Versteel reserves the right to change prices or specifications without prior notice. Orders are accepted subject to price prevailing at time of shipment.

versteel.com
Made in America
800 876 2120