

TARIFF-FREE TABLES

Proudly crafted in the USA.
No tariff surcharge.

Tables

2026 Price List

[➔ JUMP TO PRICING](#)

VERSTEEL



**Tops**

Laminate and veneer tops are 1 1/4" thick. Corian® tops have a 1" top thickness. All are standard with square corners.

Leg Materials

Ash, Cherry, Maple or Walnut triangular wood legs are available in the standard Versteel finishes. The metal reveal is available in any standard powder coat, Chrome or Nickel.

Features

The 30" tall tables are standard with 1 1/2" diameter nylon adjustable glides. Glides allow 1/2" adjustment of the table.

Legway Wire Management

Black plastic legway managers are mounted in the top and bottom of the leg guiding the wire(s) from the underside of the table to the power source while maintaining visibility of the wires. One set of legway managers will be sent with every table.

Laminate and Veneer, Standard Core Construction

The standard top construction consists of 45-50 lb particleboard, surfaced with a high pressure laminate or plain sliced veneer face. A backer sheet is laminated to the underside of the top. Tops are shipped with rectangular understructure attached and pre-drilled for field installation of bases and accessories.

Corian® Construction

Tops are 1/2" Corian® with a 7/16" thick plywood subtop glued to the bottom side with a 1/2" Corian® rim applied to conceal the plywood subtop. The underside is bored to allow pressing in metal screw inserts for field installation of the legs and/or connectors.



PVC Flat or Fluted Edge

Edge of 2mm PVC hot melt banded to the top with 1/8" radius at the top and bottom.



Offered in twenty-one (21) standard colors.



Reverse Bevel Acrylic

Edge of 2mm acrylic edge banding hot melt banded to MDF core. A reverse bevel is then cut into the edge exposing the MDF on the reverse bevel. The MDF is then clear coated.



Wood Flat or Fluted Edge

Wood banding hot melt banded to the top with 1/8" radius at the top and bottom.



Offered in Ash, Cherry, Maple or Walnut materials.



Corian® Eased Square Edge

A traditional 1" flat edge with a small radius where horizontal surfaces meet vertical for comfort and a softened aesthetic.

Offered in ten (10) standard colors.

Shipping Schedule

Standard Items

Laminate, PVC Edge	3-5 WEEKS
Laminate, Wood Edge	3-5 WEEKS
Veneer, Wood Edge	6-8 WEEKS
Corian®	3-5 WEEKS

Contact Versteel Customer Service for special lead time requests.

BIFMA

All Versteel products are constructed to pass the relevant ANSI/BIFMA standards. For more detailed specifications by series and base style, contact Versteel Customer Service at 800.876.2120.

Additional information regarding warranty, terms and conditions, shipping, care and maintenance, etc. can be found in the All Tables price list.

To Order, Specify...

- 1 Model Number, include top and edge style
- 2 Top Material
 - a. Laminate manufacturer and color
 - b. Veneer species and finish color
 - c. Corian® color
- 3 Edge Color
- 4 Leg Species
- 5 Leg Finish
- 6 Leg Accent Color
- 7 Additional options

base model					finish selections					options			
AO	R1	48	SQ	FX	VW2S	AP01	VDRI	----	A01	WFOG	ECHR	---	---
series	base style	top size	top shape	table function	top, edge & corner	top species	top finish	edge color	leg species	leg finish	leg accent	top option(s)	power option(s)

An **AORI48SQFXVW2S** is an Arvo series 48" square table with fixed R1 bases, a veneer 1 1/4" thick top with a flat wood edge and square corners.

The codes **AP01 / VDRI / AO1 / WFOG / ECHR** specify an Ash top species with Drift finish, Ash leg species with Fog finish and Chrome leg accent.

Model Number **AORI48SQFXVW2S**



Orders may be sent via

Mailing Address
Versteel
2332 Cathy Lane
Jasper IN 47546

Contact Versteel

Email contact@versteel.com
Phone 800 876 2120
812 634 2120

Laminate

Versteel's standard offering of laminates includes over 900 laminates from Formica, Nevamar, Pionite and Wilsonart.

Laminate manufacturers change standard offerings frequently, making it possible a standard product can become unavailable. Versteel cannot be responsible for any inconvenience this may cause.

Veneer

Arvo tables are available with plain sliced Ash, Cherry, Maple and Walnut veneers.

Veneer Species

Ash	AP01	Maple.	MP01
Cherry	CP01	Walnut	WP01

Veneer Finish

Ash

Beach.	VBEA	Fog	VFOG
Chestnut.	VCHE	Pebble	VPEB
Drift	VDRI	Whisper	VWHI
Fawn	VFAW		

Cherry

Blossom Cherry	VBLC	Java Cherry.	VJAC
Cordovan Cherry	VCNC	Millwork Cherry.	VMWC
Golden Cherry	VGNC		

Maple

Caramel Maple	VCMM	Sugar Maple	VSUM
Solar Maple.	VSLM		

Walnut

Brighton Walnut	VBRW	Natural Walnut.	VNAW
Espresso Walnut.	VESW		

Corian®

Corian® is an advanced composite product used as an architectural and design material in a variety of residential and commercial applications.

Corian® Colors

Antarctica.	NART	Linen	NLIN
Bisque	NBIS	Matterhorn	NMTH
Designer White.	NDEW	Pearl Gray.	NPLG
Elegant Gray	NELG	Silver Gray.	NSLG
Glacier White.	NGLW	Vanilla	NVAN

Alternative Corian® colors may be specified. Contact Customer Service for quote.

PVC Edge Colors

Absolute Acajou	CABA	Nimbus.	CNIM
Alloy.	CALY	Pearl	CPEA
Carbon.	CCAR	Platinum.	CPLA
Champagne	CCHA	Pralines & Cream	CPRC
Coconut	CCOC	Shadow	CSHA
Ebony.	CEBO	Snow	CSNO
Florence Walnut	CFLW	Stone	CSTO
Fossil	CFOS	Storm.	CSTM
Graphite	CGRA	Whisper	CWHI
Grey.	CGRE	White Linen	CWHL
Kensington Maple.	CKEM		

Wood Edge Species

AshA01	Maple.	M01
CherryC01	Walnut	W01

Wood Edge Finishes

Ash

Beach.	WBEA	Fog	WFOG
Chestnut.	WCHE	Pebble	WPEB
Drift	WDRI	Whisper	WWHI
Fawn	WFAW		

Cherry

Blossom Cherry	WBLC	Java Cherry.	WJAC
Cordovan Cherry	WCNC	Millwork Cherry.	WMWC
Golden Cherry	WGNC		

Maple

Caramel Maple	WCMM	Sugar Maple	WSUM
Solar Maple.	WSLM		

Walnut

Brighton Walnut	WBRW	Natural Walnut.	WNAW
Espresso Walnut.	WESW		

Leg Species

Ash	A01	Maple	M01
Cherry	C01	Walnut*	W01

*Add \$196 list per table when Walnut legs are specified.

Leg Finish**Ash**

Beach	WBEA	Fog	WFOG
Chestnut	WCHE	Pebble	WPEB
Drift	WDRI	Whisper	WWHI
Fawn	WFAW		

Cherry

Blossom Cherry	WBLC	Java Cherry	WJAC
Cordovan Cherry	WCNC	Millwork Cherry	WMWC
Golden Cherry	WGNC		

Maple

Caramel Maple	WCMM	Sugar Maple	WSUM
Solar Maple	WSLM		

Walnut

Brighton Walnut	WBRW	Natural Walnut	WNAW
Espresso Walnut	WESW		

Leg Accent Color**Powder Coat Finishes**

All powder coat finishes in the Versteel offering have been formulated with the use of epoxy, polyester or epoxy and polyester blends to maximize the finish durability.

Powder Coat Finish Options

Powder Coat – Standardn/c
Powder Coat – Premium (Hope)	\$165
Powder Coat – Premium (Platinum)	\$488

Powder Coat Colors

Alloy	PALY	Mint	PMNT
Amethyst	PAME	Navy	PNAV
Anthracite	PANT	Nimbus	PNIM
Black Anodized	PBLA	Nutmeg	PNUT
Bronze	PBRO	◆ Pacific	PPAC
Calypso	PCAL	Pearl	PPEA
Carbon	PCAR	Pebble	PPEB
Champagne	PCHA	◆ Platinum	PPLA
Coconut	PCOC	Poppy	PPOP
◆ Copper	PCOP	◆ Raven	PRAV
Crimson	PCRI	Royal	PROY
◆ Crystal	PCRY	Seaside	PSEA
Daffodil	PDAF	Shipyards	PSHI
Ebony	PEBO	Silver	PSIL
Forest	PFOR	Snow	PSNO
Fossil	PFOS	Stone	PSTO
◆ Garnet	PGAR	Storm	PSTM
◆ Gold	PGOL	Terra Cotta	PTEC
Graphite	PGRA	Whisper	PWHI
◆ Hope	PHOP	White Linen	PWHL
Kelly Green	PKEG	Powder Coat Alternative	OPA
◆ Matte	PMAT		
Mica	PMIC		

Transparent Powder Coats (indicated by ◆)

Please note that the transparent characteristics of these powders allow all natural welds and textures inherent to raw steel to be visible.

Premium Powder Coats (indicated by ◆)

Versteel's premium process uses specially formulated powder coats for a truly unique color palette.

Chrome

Versteel applies a deep luster chrome plated finish. Chrome is the most durable finish available. Specify Chrome and add \$165 list per table.

Chrome ECHR

Nickel

Versteel applies a nickel plated finish with a clear coat applied for durability. Specify Nickel and add \$223 list per table.

Nickel ENKL

Finish Reference & Samples

For finish color reference, please refer to our website. Contact Versteel Customer Service to receive actual color samples for color matches and final color approval.

Special Laminate**Call for quotation**

Specify code **TSP** (*Special Laminate*), indicate the quoted charges per table

Special laminates and patterns can be specified as an option. To specify, contact Versteel for availability and pricing.

NOTE LAMINATES IN STANDARD COLORS AND TEXTURES FROM FORMICA, NEVAMAR, PIONITE AND WILSONART ARE STANDARD

CAUTION LAMINATE MANUFACTURERS CHANGE STANDARD OFFERINGS FREQUENTLY, MAKING IT POSSIBLE A STANDARD PRODUCT CAN BECOME UNAVAILABLE. VERSTEEL CANNOT BE RESPONSIBLE FOR ANY INCONVENIENCE THIS MAY CAUSE.

Custom PVC Color Match**Call for quotation / one time charge per color, per order**

Specify code **OCF** (*Custom PVC Color Match*), add cost from Versteel quotation

PVC Color Match can be the selection of a color that is available from a Versteel supplier or a new custom color developed for the order. Minimum footage requirements mean that the amount of material needed for your order will effect the cost.

For PVC Color Matching you must supply a color reference sample. Versteel will review the sample for possible existing colors available and send a sample for customer approval. If no color match exists, a custom match will be developed and sampled for customer approval before a production schedule is established.

Powder Coat Alternative**Call for quotation**

Specify code **OPA** (*Powder Coat Alternative*), add cost from Versteel quotation

Powder Coat Alternative is available from Versteel. The entire RAL color reference along with hundreds of other color and finishes are available.

For Powder Coat Alternative matching, you must supply a color reference sample, or an RAL number. Versteel will review the sample for possible existing colors available and send a sample for customer approval. If no color match exists a custom match can be developed. Call Versteel Customer Service for associated upcharges on custom color development.

Stain Finish Match**\$996 / one time charge per finish, per order**

Specify code **OSM** (*Stain Finish Match*), add \$996.00 list per finish, per order

Alternative Stain Finishes are available for veneer and wood edged tops.

For Stain Finish Matching you must supply two 4" x 4" finish color and grain reference samples. An expertly finish matched sample will be provided for customer approval.

Veneer and Wood Edge Alternatives**Call for quotation**

For veneer and wood edge requirements other than the standard plain sliced Ash, Cherry, Maple and Walnut, contact Versteel Customer Service. Versteel is adept at working with a host of domestic and exotic materials. From inlays, figures, pie cuts and special edge profiles, to custom fill levels and sheens, each top is created using the best of technology and old world craftsmanship. The items you only imagined or expected to only be available from a millwork shop are now just another part of your Versteel order. Call Versteel Customer Service for availability and quotation.

Wood Finish Alternatives**Call for quotation**

When veneer tables are required to have a finish other than the standard natural grain fill level finish appearance, semi-filled or full-filled finishes are available by requesting a quote from Versteel. Call Versteel Customer Service for availability and quotation.

Table Top and Edge Alternatives

Table tops and/or edges can be produced in alternative materials if desired. Contact Versteel Customer Service for pricing and availability.

Alternate Core Construction

Alternate core constructions are available, including medium density fiberboard (MDF), and cores that contain no urea formaldehyde. Contact Versteel Customer Service for pricing and availability.

NOTE CUSTOMS OR ALTERNATIVES MAY AFFECT STANDARD PRODUCTION SCHEDULES

Plastic Legway**\$19 / set of 2**

Specify code **WAL** (Black Plastic Legway), add \$19.00 list per set of two

Black plastic legways are installed in the top and the bottom of one leg when a power and/or data option is selected on the table.

Additional legway managers can be added to the table by selecting code WAL and adding \$16 list each set.

**Top Custom Cutout****\$120 / cutout**

Specify code **TCC** (Top Custom Cutout), add \$120.00 list per cutout

Top Custom Cutout requires a drawing for production and is subject to approvals.

V Charge Wireless Charging

Wireless charging pads for phones and tablets with built-in Qi wireless charging. Pads are surface mounted into the table top.



Option Code

VWC1

\$307 list

SPECIFICATIONS

- 10 Watt fast charge wireless charging unit embedded in table top
- Soft touch cover plate with V Charge logo
- Surface mounted
- 6' power supply included

Unit Color

BLK	Black	n/c
WHT	White	n/c

NOTE VWC1 UNITS CAN BE LINKED, CONTACT VERSTEEL CUSTOMER SERVICE FOR MORE INFORMATION

Option Code

VWC2

\$394 list

SPECIFICATIONS

- 15 watt fast charge wireless charging unit embedded in table top
- Soft touch cover plate with V Charge logo
- Surface mounted
- 5' power supply included

Unit Color

BLK	Black	n/c
WHT	White	n/c

Eclipse

Soft touch finish brings a hint of play to any fashionable work environment. Three port options. Mounts in surface.



SPECIFICATIONS

- Hole mount is 4.5" diameter

Model

Description

ECL-IP3X	Three (3) power	\$395 list
ECL-IP2U	Two (2) power and one (1) dual port USB A + C charger	\$466 list

Unit Color

STB	Soft Touch Black Plastic	n/c
STG	Soft Touch Green Plastic	n/c
STO	Soft Touch Orange Plastic	n/c
STW	Soft Touch White Plastic	n/c

Cord Length

72	72" cord length, black	n/c
120	120" cord length, black	\$ 21 list

Model Example: ECL-IP2U-STB-72

Axil Z IP (Individually Powered)

Constructed out of anodized aluminum with a painted, steel faceplate, Axil Z is a robust, scalable and customizable power/data solution.


SPECIFICATIONS

- Mounts flat, sitting just above worksurface
- Requires cutout in worksurface
- Includes a voice/data adapter kit to accept couplers and jacks when required
- Fits in tops 3/4" to 1 3/4" thick

Model	Description	
AXZ-IP-2-0	Two (2) power and no data	\$376 list
AXZ-IP-2-2	Two (2) power and two (2) add'l ports	\$385 list
AXZ-IP-2-4	Two (2) power and four (4) add'l ports	\$393 list
AXZ-IP-2-6	Two (2) power and six (6) add'l ports	\$402 list
AXZ-IP-3-1	Three (3) power and one (1) add'l port	\$399 list
AXZ-IP-3-3	Three (3) power and three (3) add'l ports	\$407 list
AXZ-IP-3-5	Three (3) power and five (5) add'l ports	\$415 list
AXZ-IP-4-0	Four (4) power and no add'l ports	\$495 list
AXZ-IP-4-2	Four (4) power and two (2) add'l ports	\$503 list
AXZ-IP-4-4	Four (4) power and four (4) add'l ports	\$509 list

Unit Color

MWCA	Matte White Faceplate, Clear Al Trim	n/c
MBCA	Matte Black Faceplate, Clear Al Trim	n/c
MSCA	Matte Storm Faceplate, Clear Al Trim	n/c
MFCA	Matte Fog Faceplate, Clear Al Trim	n/c
GWCA	Gloss White Faceplate, Clear Al Trim	n/c
GBCA	Gloss Black Faceplate, Clear Al Trim	n/c
SVCA	Silver Faceplate, Clear Al Trim	n/c
MWBA	Matte White Faceplate, Black Trim	\$130 list
MBBA	Matte Black Faceplate, Black Trim	\$130 list
MSBA	Matte Storm Faceplate, Black Trim	\$130 list
MFBA	Matte Fog Faceplate, Black Trim	\$130 list
GWBA	Gloss White Faceplate, Black Trim	\$130 list
GBBA	Gloss Black Faceplate, Black Trim	\$130 list
SVBA	Silver Faceplate, Black Trim	\$130 list

Cord Length

72	72" cord length, black	n/c
120	120" cord length, black	\$ 19 list

USB Charging Options (Total cannot exceed 80 watts)

UAC	One (1) USB A + C charging module (requires one (1) add'l port)	\$138 list
UAC2	Two (2) USB A + C charging modules (requires two (2) add'l ports)	\$275 list
UC	One (1) high power smart dual USB C charging module (requires (1) add'l port)	\$293 list

Data Option (Each data jack requires 1 open port)

HD	HDMI jack	\$ 100 list
MS	3.5mm mini-stereo audio jack	\$ 29 list
US	USB passive jack	\$ 65 list

Ellora IP (Individually Powered)

Anodized aluminum construction and smart design keep cable clutter out of sight.



NOTE ELLORA UNITS ARE NOT RECOMMENDED ON TILTING TABLES

SPECIFICATIONS

- Includes a voice/data adapter kit to accept couplers and jacks when required
- Fits in tops 3/4" to 1 3/4" thick
- Requires cutout in worksurface

Model	Description	
ELL-IP-2-0	Two (2) power and no data	\$589 list
ELL-IP-2-2	Two (2) power and two (2) add'l ports	\$601 list
ELL-IP-2-4	Two (2) power and four (4) add'l ports	\$607 list
ELL-IP-2-6	Two (2) power and six (6) add'l ports	\$622 list
ELL-IP-3-1	Three (3) power and one (1) add'l port	\$616 list
ELL-IP-3-3	Three (3) power and three (3) add'l ports	\$627 list
ELL-IP-3-5	Three (3) power and five (5) add'l ports	\$637 list
ELL-IP-4-0	Four (4) power and no add'l ports	\$766 list
ELL-IP-4-2	Four (4) power and two (2) add'l ports	\$775 list
ELL-IP-4-4	Four (4) power and four (4) add'l ports	\$787 list

Unit Color

SAAWT	Silver Anodized Aluminum with White Trim	n/c
SAABT	Silver Anodized Aluminum with Black Trim	n/c
BAABT	Black Anodized Aluminum with Black Trim	\$186 list

Cord Length

72	72" cord length, black	n/c
120	120" cord length, black	\$ 19 list

USB Charging Options (Total cannot exceed 80 watts)

UAC	One (1) USB A + C charging module (requires one (1) add'l port)	\$138 list
UAC2	Two (2) USB A + C charging modules (requires two (2) add'l ports)	\$275 list
UC	One (1) high power smart dual USB C charging module (requires (1) add'l port)	\$293 list

Data Option (Each data jack requires 1 open port)

HD	HDMI jack	\$ 100 list
MS	3.5mm mini-stereo audio jack	\$ 29 list
US	USB passive jack	\$ 65 list

Model Example: ELL-IP-4-4-SAABT-72-UC-DA-DA-HD

NOTE ROUND AND SQUARE TABLES WILL ONLY ACCOMMODATE UNITS WITH UP TO FOUR (4) PORTS

Mho IP (Individually Powered)

Retractable and durably constructed. Highly functional with a fluid, one touch door that remains open during use.



SPECIFICATIONS

- Fluid, one touch accessibility
- Includes a voice/data adapter kit to accept couplers and jacks when required
- Fits in tops 3/4" to 1 3/4" thick

Model	Description	
MHO-IP-2-0	Two (2) power and no data	\$505 list
MHO-IP-2-2	Two (2) power and two (2) add'l ports	\$513 list
MHO-IP-2-4	Two (2) power and four (4) add'l ports	\$526 list
MHO-IP-2-6	Two (2) power and six (6) add'l ports	\$535 list
MHO-IP-3-1	Three (3) power and one (1) add'l port	\$589 list
MHO-IP-3-3	Three (3) power and three (3) add'l ports	\$602 list
MHO-IP-3-5	Three (3) power and five (5) add'l ports	\$613 list
MHO-IP-4-0	Four (4) power and no add'l ports	\$657 list
MHO-IP-4-2	Four (4) power and two (2) add'l ports	\$667 list
MHO-IP-4-4	Four (4) power and four (4) add'l ports	\$677 list

Unit Color

SAABT	Silver Anodized Aluminum with Black Trim	n/c
SAAWT	Silver Anodized Aluminum with White Trim	n/c
SAA	Silver Anodized Aluminum	n/c
BAA	Black Anodized Aluminum	\$186 list

Cord Length

72	72' cord length, black	n/c
120	120' cord length, black	\$ 19 list

USB Charging Options (Total cannot exceed 80 watts)

UAC	One (1) USB A + C charging module (requires one (1) add'l port)	\$138 list
UAC2	Two (2) USB A + C charging modules (requires two (2) add'l ports)	\$275 list
UC	One (1) high power smart dual USB C charging module (requires (1) add'l port)	\$293 list

Data Option (Each data jack requires 1 open port)

HD	HDMI jack	\$ 100 list
MS	3.5mm mini-stereo audio jack	\$ 29 list
US	USB passive jack	\$ 65 list









Model Example: MHO-IP-3-3-SAABT-72-U1-DA-DA

NOTE ROUND AND SQUARE TABLES WILL ONLY ACCOMMODATE UNITS WITH UP TO FOUR

(4) PORTS



Questions?
800 876 2120

top > edge >	Laminate PVC	Laminate Wood	Laminate 2mm Acrylic	Veneer Wood	Corian®
	Flat	Flat	Reverse Bevel	Flat	Eased
edge ordering code >	 LP2R	 LW2R	 LMRA2R	 VW2R	 CS7R
top thickness >	1 1/4"	1 1/4"	1 1/4"	1 1/4"	1"
edge ordering code >	Fluted  LPF2R	Fluted  LWF2R		Fluted  VWF2R	
top thickness >	1 1/4"	1 1/4"		1 1/4"	
top thickness price >	1 1/4"	1 1/4"		1 1/4"	1"

Base Style	Table Description	Model #	Product Wt
------------	-------------------	---------	------------



RI

Base Style	Table Description	Model #	Product Wt	Laminate PVC	Laminate Wood	Laminate 2mm Acrylic	Veneer Wood	Corian®
	36 Fix	AORI 36RDFX	74	2892		3185	5164	4424
	42 Fix	AORI 42RDFX	90	3166		3514	5653	4829
	48 Fix	AORI 48RDFX	106	3213		3666	6128	5143
	54 Fix	AORI 54RDFX*	125	4055		4638	7060	

*Denotes tables with a center leg

To Order, Specify...

- 1 Model Number
- 2 Top Material
- 3 Edge Style and Thickness
- 4 Edge Color
- 5 Leg Species
- 6 Leg Finish
- 7 Leg Accent Color
- 8 Additional Options



Finish Options

	Code	Price
Chrome		\$ 165
Nickel		\$ 223
Powder Coat, Standard		n/c
Powder Coat, Premium		\$ 165
Platinum		\$ 488

Top Options

Special Laminate	TSP	call
Custom Cutout (per cutout)	TCC	\$ 120

Power + Data Options

Please reference the Power + Data Price List.



Questions?

800 876 2120

top > edge >	Laminate PVC	Laminate Wood	Laminate 2mm Acrylic	Veneer Wood	Corian®
	Flat	Flat	Reverse Bevel	Flat	Eased
edge ordering code (square corner) > top thickness >	LP2S 1 1/4"	LW2S 1 1/4"	LMRA2S 1 1/4"	VW2S 1 1/4"	CS7S 1"
	Fluted	Fluted		Fluted	
edge ordering code (square corner) > top thickness >	LPF2S 1 1/4"	LWF2S 1 1/4"		VWF2S 1 1/4"	
top thickness price >	1 1/4"	1 1/4"	1 1/4"	1 1/4"	1"

Base Style

Table Description

Model #

Product Wt



RI

36 Fix	AORI 36SQFX	90	2951	3238	5217	4482
42 Fix	AORI 42SQFX	109	3204	3549	5686	4867
48 Fix	AORI 48SQFX	130	3261	3698	6161	5180
54 fix	AORI 54SQFX*	154	4092	4672	7094	

*Denotes tables with a center leg

To Order, Specify...

- 1 Model Number
- 2 Top Material
- 3 Edge Style and Thickness
- 4 Edge Color
- 5 Leg Species
- 6 Leg Finish
- 7 Leg Accent Color
- 8 Additional Options



Finish Options

	Code	Price
Chrome		\$ 165
Nickel		\$ 223
Powder Coat, Standard		n/c
Powder Coat, Premium		\$ 165
Platinum		\$ 488

Top Options

Special Laminate	TSP	call
Custom Cutout (per cutout)	TCC	\$ 120

Power + Data Options


Please reference the Power + Data Price List.



Questions?

800 876 2120

top > edge >	Laminate PVC	Laminate Wood	Laminate 2mm Acrylic	Veneer Wood
	Flat	Flat	Reverse Bevel	Flat
edge ordering code (square corner) > top thickness >	LP2S 1 1/4"	LW2S 1 1/4"	LMRA2S 1 1/4"	VW2S 1 1/4"
	Fluted	Fluted		Fluted
edge ordering code (square corner) > top thickness >	LPF2S 1 1/4"	LWF2S 1 1/4"		VWF2S 1 1/4"
top thickness price >	1 1/4"	1 1/4"	1 1/4"	1 1/4"

Base Style	Table Description	Model #	Product Wt	LP2S	LW2S	LMRA2S	VW2S
 RI	30 x 48 Fix	AORI 3048REFX	93	3061		3357	5039
	30 x 60 Fix	AORI 3060REFX	107	3246		3587	5257
	30 x 72 Fix	AORI 3072REFX	121	3449		3871	5556
	30 x 84 Fix	AORI 3084REFX*	136	4336		4778	6720
	30 x 96 Fix	AORI 3096REFX*	150	4417		4937	7395
	36 x 48 Fix	AORI 3648REFX	110	3182		3517	5439
	36 x 60 Fix	AORI 3660REFX	129	3353		3732	5561
	36 x 72 Fix	AORI 3672REFX	150	3636		4093	5732
	36 x 84 Fix	AORI 3684REFX*	169	4496		4979	7034
	36 x 96 Fix	AORI 3696REFX*	189	4631		5186	7930
	42 x 72 Fix	AORI 4272REFX*	167	4425		4869	7523
	42 x 84 Fix	AORI 4284REFX*	188	4865		5401	8106
	42 x 96 Fix	AORI 4296REFX*	210	5006		5611	8746
	48 x 96 Fix	AORI 4896REFX*	232	5047		5691	8886

*Denotes tables with a center leg

To Order, Specify...

- 1 Model Number
- 2 Top Material
- 3 Edge Style and Thickness
- 4 Edge Color
- 5 Leg Species
- 6 Leg Finish
- 7 Leg Accent Color
- 8 Additional Options



Finish Options

	Code	Price
Chrome		\$ 165
Nickel		\$ 223
Powder Coat, Standard		n/c
Powder Coat, Premium		\$ 165
Platinum		\$ 488

Top Options

Special Laminate	TSP	call
Custom Cutout (per cutout)	TCC	\$ 120

Power + Data Options

Please reference the Power + Data Price List.

All prices are delivered list price effective with date printed on cover and supersedes all other published price lists. Versteel reserves the right to change prices or specifications without prior notice. Orders are accepted subject to price prevailing at time of shipment.

versteel.com
Made in America
800 876 2120