


Proudly crafted in the USA.

Seating

2026 Price List

[➔ JUMP TO PRICING](#)



VERSTEEL



Specifications

Zuri chairs and stools are available with 4-legs or sled base. All chairs and stools, with the exception of the low back stool, can be ordered with or without arms. Shell cores are composed of high-density hardwood ply such as birch, beech or maple, which is then molded with veneer. Zuri standard exterior veneer is Maple. Shell edges are left natural and exposed. The molded plywood shell can be specified fully upholstered or with a veneer face. The veneer face can be specified in veneer finish or in a Benjamin Moore Paint color. An upholstered seat pad is available on veneer chairs and stools. It is not available on the low back stool.

Features

The 4-leg chairs and stools feature nickel plated steel glides, while the sled base chairs and stools have polycarbonate glides. Chairs are stackable for compact storage. 4-Leg and sled base guest chairs can be stacked on the floor or on the Zuri Chair Trolley. Stools can be stacked on the floor only. See below for stacking information.

Stacking Information

Floor

Sled Base 4 (4 if seats are upholstered)
 Guest Chair 4 (4 if seats are upholstered)
 Stool 2 or 3 (floor only)

Trolley

Sled Base Chair 12 (6 if seats are upholstered)
 Guest Chair 12 (6 if seats are upholstered)

Shipping Schedule

Veneer Shell	4-5 WEEKS
Upholstered	3-5 WEEKS

Contact Versteel Customer Service for special lead time requests.

NOTE CHAIR ORDERS WITH COM UPHOLSTERY WILL BE SCHEDULED UPON RECEIPT OF COM UPHOLSTERY YARDAGE

NOTE ZURI HAS A MINIMUM ORDER QUANTITY OF TWELVE

BIFMA

All Versteel products are constructed to pass the relevant ANSI/BIFMA standards. For more detailed specifications by series and base style, contact Versteel Customer Service at 800.876.2120.

Additional information regarding warranty, terms and conditions, shipping, care and maintenance, etc. can be found in the All Seating price list.

Standard Versteel Upholstery

Standard Versteel Upholstery offers a range of materials, from fabrics in a variety of colors and textures to vinyls for soil resistance. Please refer to Versteel's fabric cards or the "Materials + Finishes" section of our website for information.

Grade-in Upholstery

Versteel has coordinated with upholstery manufacturers to simplify your order process. Many of the manufacturers' offerings have been pre-approved for application on Versteel Seating.

Contact Versteel Customer Service with your selected fabric choice to be graded in. You will be supplied with the appropriate grade-in designator. On your purchase order, complete the information with the pattern name, color description and grade-in designator, and Versteel will take it from there.

Customer's Own Material

Customer's Own Materials (COM's) are not an issue on Zuri. Many COM's are pre-approved for application on Versteel Seating. Call Versteel Customer Service with your COM selection to determine if it has been pre-approved. If your selection has not been pre-approved, reference the "Receiving COM Approval" section below.

Receiving COM Approval

Not all materials are suitable for upholstery on Zuri. A 12" x 12" memo sample must be supplied for approval before a COM material is accepted for an order. If the material is directional in pattern or weave, the pattern repeat (in inches) in both directions or the weave direction must be supplied.

Excess COM

Versteel will not store excess COM for more than 30 days after the order has been completed. If excess material is to be returned after order completion, send the request to Versteel Customer Service prior to acknowledged ship date. It is the customer's responsibility to arrange for the return of the material "freight collect."

COM Requiring Application Test

If an application test is required for your selected COM, send test sample material along with the following.

1. Name and return address
2. Model selected
3. Sketch showing special requirements for the positioning of the materials' pattern on the seat and ledge, if special considerations are required.

NOTE ALL UPHOLSTERIES ARE CUT UP THE ROLL TO MAXIMIZE YIELD AND WEAR PERFORMANCE

Ship COM to:

Versteel
 2332 Cathy Lane
 Jasper, IN 47546

COM must be shipped to the factory with transportation costs "prepaid." If material is considered defective or unusable, it will be returned "transportation collect."

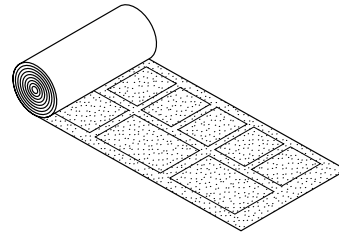
For standard lead time orders, tag fabric with purchase order number and identify with project number if possible.

Application of Directional Fabrics

Due to the upholstering process, some fabrics not considered directional by the supplier may be considered directional by Versteel.

All COM's are cut "up the roll" unless otherwise directed by the customer (see illustration below).

EXAMPLE PATTERN CUT UP THE ROLL



If special cutting or upholstery application is required, you must indicate requirement at time of order entry.

Zuri COM Yardage Requirements

COM yardage requirements are calculated for chairs and stools based on a material width of 54" and a repeat of 2" or less. For material less than 54" wide, contact Versteel for yardage requirements. Use the chart below as a guide to calculate your COM yardage. For quantities greater than what is listed below, contact Versteel Customer Service for calculation of COM yardage by model.

Quantity of Chairs or Stools	1	2	3	4	5	6	7	8	9	10	11	12	13	14	15	16	17	18	19	20
Zuri																				
Chair																				
Uph Seat & Back(one piece)	1.5	3.0	3.5	4.5	5.5	6.5	7.0	8.0	8.5	10.0	10.5	11.5	12.0	13.0	14.0	15.0	16.5	17.0	18.5	19.0
Stool																				
Uph Seat & Back(one piece)	1.5	2.0	3.0	4.0	4.0	5.0	5.5	6.5	7.0	8.0	8.0	9.0	9.5	10.5	10.5	11.5	12.0	13.0	13.5	14.5
Low Back Stool																				
Uph Seat & Back(one piece)	1.5	2.0	2.5	3.0	3.5	4.5	5.0	5.5	6.0	6.5	7.0	7.5	8.0	9.0	9.5	10.0	10.5	11.0	11.5	12.0
Chair & Stool																				
Uph Seat Pad Only	1.0	1.5	1.5	2.0	2.0	2.5	2.5	3.0	3.0	3.5	3.5	4.5	4.5	5.0	5.0	5.5	5.6	6.0	6.0	6.5

Patterned COM Additional Yardage Guide

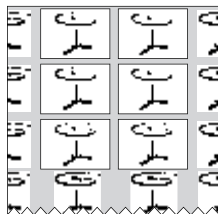
Use the guide below to aid in ordering the appropriate COM fabric when needing to match a pattern with a repeat. To use this guide, add the vertical and horizontal repeats together (e.g. a 5" vertical repeat plus an 11" horizontal repeat gives a 16" total). Then find the appropriate entry on the chart, and increase the yardage estimate by the percentage indicated.

For example: The yardage estimate is 8 yards of 54" wide fabric and the pattern has a repeat of 11" horizontal and 5" vertical. Add up the repeats (11" + 5" = 16") and find the appropriate entry - 15% in this example. Fifteen percent more fabric is required to match the pattern. 8 yards plus an extra 15% is 9.2 yards.

Fabric Width	Plain Fabric	3" - 14" Repeat	15" - 19" Repeat	20" - 27" Repeat	28" - 36" Repeat	37" - 45" Repeat	46" - 54" Repeat
54"	0%	10%	15%	20%	25%	30%	35%
50" - 52"	10%	20%	25%	30%	35%	40%	45%

Decorative Patterns

Yardage requirements are greatly affected by the size of the repeat and the print or pattern of the material. Versteel cuts all seating patterns with aesthetic concerns in mind for high quality and consistency. Refer to the COM listing for the yardage required for pattern repeat.



To Order, Specify...

- 1 Model Number
- 2 Frame Color
- 3 Veneer Finish/Paint or Upholstery Selection
- 4 Additional Options



A **ZUSV-07** is a Zuri series, armless sled base chair with a painted seat and back.

The codes **PALY / 1648-60** specify an Alloy frame and Benjamin Moore Slate Blue 1648-60 paint color.

Model Number ZUSV-07

Orders may be sent via
Mailing Address

Versteel
 2332 Cathy Lane
 Jasper, IN 47546

Contact Versteel

Email contact@versteel.com
Phone 800 876 2120
 812 634 2120

Studio Steel®

Versteel’s “urban fabrication” process leaves the telltale signs of welding and assembly on the surface, highlighting a manufacturing aesthetic. Choosing a clear or transparent powder coat is recommended, allowing tonal striations (created as a result of extreme heat), natural textures, and the inherent qualities of raw steel to show through.

Studio Steel Process \$165 per chair

Powder Coat Finishes

All powder coat finishes in the Versteel offering have been formulated with the use of epoxy, polyester or epoxy and polyester blends to maximize the finish durability.

Powder Coat – Standard n/c

Powder Coat – Premium. \$165 per chair

Zuri Powder Coat Colors

Alloy PALLY	Mint PMNT
Amethyst PAME	Navy PNAV
Anthracite PANT	Nimbus. PNIM
Black Anodized. PBLA	Nutmeg PNUT
Bronze PBRO	◆ Pacific PPAC
Calypso PCAL	Pearl PPEA
Carbon. PCAR	Pebble PPEB
Champagne PCHA	Ⓟ Platinum PPLA
Coconut PCOC	Poppy. PPOP
◆ Copper. PCOP	◆ Raven. PRAV
Crimson PCRI	Royal PROY
◆ Crystal PCRY	Seaside PSEA
Daffodil. PDAF	Shipyard PSHI
Ebony. PEBO	Silver PSIL
Forest. PFOR	Snow PSNO
Fossil PFOS	Stone PSTO
◆ Garnet PGAR	Storm. PSTM
◆ Gold. PGOL	Terra Cotta PTEC
Graphite PGRA	Whisper PWHI
Ⓟ Hope PHOP	White Linen PWHL
Kelly Green PKEG	Powder Coat Alternative .OPA
◆ Matte PMAT	
Mica. PMIC	

Transparent Powder Coats (indicated by ◆)

Please note that the transparent characteristics of these powders allow all natural welds and textures inherent to raw steel to be visible.

Premium Powder Coats (indicated by Ⓟ)

Versteel’s premium process uses specially formulated powder coats for a truly unique color palette.

Plated

Versteel offers two plated options: Chrome and Nickel. Chrome is our most durable finish available and is a deep luster chrome plated finish. Nickel is a plated finish with a clear coat applied for durability. An upcharge applies for plated finishes. See product pricing pages for upcharge.

Chrome ECHR

Nickel ENKL

Zuri Shells

Shell cores are composed of high-density hardwood ply such as birch, beech or maple, which is then molded with veneer. Zuri standard exterior veneer is Maple. Veneer shells can be specified in a standard Versteel Wood Finish or with a Benjamin Moore paint color which is applied to the outer surface of the shell. A topcoat is applied for added durability when a paint color is specified. Shell edges are left natural and exposed.

Standard Versteel Upholstery

Versteel offers a wide range of materials from fabrics in a variety of colors and textures, to vinyls for soil resistance. Please refer to Versteel’s fabric cards or the “Materials and Finishes” section of our website for reference information. versteel.com

Wood Finish

Versteel uses a post-catalyst varnish NDF topcoat that meets AWI (Architectural Woodwork Institute) TR6 performance standards.

Zuri Wood Finishes

Beach. WBEA	Golden Cherry WGNC
Blossom Cherry WBLC	Java Cherry. WJAC
Brighton Walnut WBRW	Millwork Cherry. WMWC
Caramel Maple WCMM	Pebble WPEB
Chestnut. WCHE	Seaside WSEA
Cordovan Cherry WCNC	Solar Maple WSLM
Drift WDRI	Sugar Maple WSUM
Espresso Walnut. WESW	Terra Cotta WTEC
Fawn WFAW	Whisper WWHI
Fog WFOG	Stain Finish Match. OSM
Forest. WFOR	

Powder Coat Alternative**Call for quotation**

Specify code **OPA** (*Powder Coat Alternative*), add cost from Versteel quotation

Powder Coat Alternative is available from Versteel. The entire RAL color reference along with hundreds of other color and finishes are available.

For Powder Coat Alternative matching, you must supply a color reference sample, or an RAL number. Versteel will review the sample for possible existing colors available and send a sample for customer approval. If no color match exists a custom match can be developed. Call Versteel Customer Service for associated upcharges on custom color development.

NOTE CUSTOM COLOR MATCHING APPROVALS MAY AFFECT STANDARD PRODUCTION SCHEDULES

Stain Finish Match**\$996 / one time charge per finish, per order**

Specify code **OSM** (*Stain Finish Match*), add \$996.00 list per finish, per order

Alternative Stain Finishes are available. For Stain Finish Matching you must supply two 4" x 4" finish color and grain reference samples. An expertly finish matched sample will be provided for customer approval.

NOTE CUSTOM COLOR MATCHING APPROVALS MAY AFFECT STANDARD PRODUCTION SCHEDULES

Hard Surface Glides - Nylon (set of 4)**\$23 / chair or stool**Specify code **GLD30** (Hard Surface Glides - Nylon), add \$23 list per chair or stool.

Glide surface is nylon and designed for use on hard surface flooring. See individual product pages for availability and ordering code.

Hard Surface Glides - Felt (set of 4)**\$23 / chair or stool**Specify code **GLD31** (Hard Surface Glides - Felt), add \$23 list per chair or stool.

Glide surface is felt and designed for use on hard surface flooring. See individual product pages for availability and ordering code.

Felt Hard Surface Replacement Caps (set of 4)**\$23 / chair or stool**Specify code **ABGFR** (Felt Hard Surface Replacement Caps), add \$23 list per chair or stool

Felt replacement caps for felt hard surface glides.

Accessory Glide Replacement Tool**\$26 / tool**Specify code **AGRT** (Accessory Glide Replacement Tool), add \$26 list per tool

Use to remove worn felt hard surface glide caps.

Chair Trolley - Zuri**\$906 / each**Specify code **ACTZU** (Chair Trolley - Zuri), add \$906 list each

Zuri 4-Leg (with or without casters) or Sled chairs stack 12 high. Trolley with push handle and stack of 12 chairs measures approximately 27" w x 50" d x 77" h.

STACKING INFORMATION - ZURI CHAIRS STACK 4 HIGH ON THE FLOOR. STOOLS STACK 2 OR 3 HIGH ON THE FLOOR (NONE ON THE TROLLEY).

Zuri
Sled Base Chair - Veneer
Armless + Arms







VERSTEEL

Questions?

800 876 2120

material / fabric grade >

	Description	Model#	Product Wt	Dimensions	Veneer	2/COM	3	4	5	6
	Sled Base Armless Shell: Veneer	ZUSV-07	20	Overall Height: 33" Overall Width: 20½" Overall Depth: 21" Seat Height: 17" Seat Width: 17¼" Seat Depth: 16"	583					
	Sled Base Arms Shell: Veneer Armcaps: Veneer	ZUSVA-08	24	Overall Height: 33" Overall Width: 24½" Overall Depth: 21" Arm Height: 26" Seat Height: 17" Seat Width: 17¼" Seat Depth: 16" Between Arms: 22½"	808					
	Sled Base Armless Shell: Veneer Seat: Upholstered Pad	ZUSV-04	22	Overall Height: 33" Overall Width: 20½" Overall Depth: 21" Seat Height: 17" Seat Width: 17¼" Seat Depth: 16"		798	989	988	1076	1166
	Sled Base Arms Shell: Veneer Seat: Upholstered Pad Armcaps: Veneer	ZUSVA-04	26	Overall Height: 33" Overall Width: 24½" Overall Depth: 21" Arm Height: 26" Seat Height: 17" Seat Width: 17¼" Seat Depth: 16" Between Arms: 22½"		1023	1123	1212	1300	1391

Minimum order of twelve (12) Zuri, contact Customer Service for additional information





Stacking
Refer to page 530.

COM Yardage
Refer to page 533.

To Order, Specify...

- 1 Model Number
- 2 Frame Color
- 3 Veneer Finish / Benjamin Moore Paint Color
- 4 Upholstery Selection
- 5 Additional Options



						material / fabric grade >					
Description		Model#	Product Wt	Dimensions		Veneer	2/COM	3	4	5	6
	4-Leg Base Armless Shell: Veneer	ZULV-07	18	Overall Height: 33" Overall Width: 19½" Overall Depth: 20½"	Seat Height: 17" Seat Width: 17¼" Seat Depth: 16"	583					
	4-Leg Base Arms Shell: Veneer Armcaps: Veneer	ZULVA-08	22	Overall Height: 33" Overall Width: 24½" Overall Depth: 20½" Arm Height: 26"	Seat Height: 17" Seat Width: 17¼" Seat Depth: 16" Between Arms: 20½"	808					
	4-Leg Base Armless Shell: Veneer Seat: Upholstered Pad	ZULV-04	20	Overall Height: 33" Overall Width: 19½" Overall Depth: 20½"	Seat Height: 17" Seat Width: 17¼" Seat Depth: 16"		798	989	988	1076	1166
	4-Leg Base Arms Shell: Veneer Seat: Upholstered Pad Armcaps: Veneer	ZULVA-04	24	Overall Height: 33" Overall Width: 24½" Overall Depth: 20½" Arm Height: 26"	Seat Height: 17" Seat Width: 17¼" Seat Depth: 16" Between Arms: 20½"		1023	1123	1212	1300	1391

Minimum order of twelve (12) Zuri, contact Customer Service for additional information

Stacking
Refer to page 530.

COM Yardage
Refer to page 533.

Finish Options	Price
Chrome	\$ 165
Nickel.....	\$ 223
Powder Coat - Standard.....	n/c
Powder Coat - Premium.....	\$ 165

Frame Options	Code	Price
Hard Surface Glides - Nylon (set of 4).....	GLD30	\$ 23
Hard Surface Glides - Felt (set of 4).....	GLD31	\$ 23

Accessories	Code	Price
Chair Trolley.....	ACTZU	\$ 906

Custom Charges	Code	Price
Powder Coat Alternative (per color)	OPA	call
Stain Finish Match (per finish).....	OSM	\$ 996

Zuri
Sled Base Chair - Upholstered
Armless + Arms





VERSTEEL

Questions?

800 876 2120

material / fabric grade >

	Description	Model#	Product Wt	Dimensions (at lowest cylinder height)		2/COM	3	4	5	6
	Sled Base Armless Shell: Upholstered	ZUS-01	20	Overall Height: 33" Overall Width: 20½" Overall Depth: 21"	Seat Height: 17" Seat Width: 17¼" Seat Depth: 16"	1117	1295	1473	1652	1831
	Sled Base Arms Shell: Upholstered Armcaps: Veneer	ZUSA-03V	24	Overall Height: 33" Overall Width: 24½" Overall Depth: 21" Arm Height: 26"	Seat Height: 17" Seat Width: 17¼" Seat Depth: 16" Between Arms: 22½"	1261	1440	1617	1799	1975

Minimum order of twelve (12) Zuri, contact Customer Service for additional information

Stacking
Refer to page 530.

COM Yardage
Refer to page 533.



To Order, Specify...

- 1 Model Number
- 2 Frame Color
- 3 Upholstery Selection

For Armcaps...

- 4 Veneer Finish / Benjamin Moore Paint Color
- 5 Additional Options



				material / fabric grade >		2/COM	3	4	5	6
Description	Model#	Product Wt	Dimensions (at lowest Cylinder height)							
 4-Leg Base Armless Shell: Upholstered	ZUL-01	18	Overall Height: 33" Overall Width: 19½" Overall Depth: 20½"	Seat Height: 17" Seat Width: 17¼" Seat Depth: 16"		1117	1295	1473	1652	1831
 4-Leg Base Arms Shell: Upholstered Armcaps: Veneer	ZULA-03V	22	Overall Height: 33" Overall Width: 24½" Overall Depth: 20½" Arm Height: 26"	Seat Height: 17" Seat Width: 17¼" Seat Depth: 16" Between Arms: 20½"		1261	1440	1617	1799	1975

Minimum order of twelve (12) Zuri, contact Customer Service for additional information

Stacking
Refer to page 530.

COM Yardage
Refer to page 533.

Finish Options	Price
Chrome	\$ 165
Nickel.....	\$ 223
Powder Coat - Standard.....	n/c
Powder Coat - Premium.....	\$ 165

Frame Options	Code	Price
Hard Surface Glides - Nylon (set of 4).....	GLD30	\$ 23
Hard Surface Glides - Felt (set of 4).....	GLD31	\$ 23

Accessories	Code	Price
Chair Trolley.....	ACTZU	\$ 906

Custom Charges	Code	Price
Powder Coat Alternative (per color)	OPA	call
Stain Finish Match (per finish).....	OSM	\$ 996

Zuri
Sled Base Stool 24" - Veneer
Armless + Arms








VERSTEEL

Questions?

800 876 2120

material / fabric grade >

		Veneer	2/COM	3	4	5	6
Description	Model#	Product Wt	Dimensions				
 Sled Base Armless 24" Seat Height Low Back Shell: Veneer	ZUSV-07S24L	18	Overall Height: 29½" Overall Width: 20¾" Overall Depth: 21"	Seat Height: 24" Seat Width: 17¼" Seat Depth: 16"	789		
 Sled Base Armless 24" Seat Height Shell: Veneer	ZUSV-07S24	20	Overall Height: 36½" Overall Width: 20¾" Overall Depth: 21"	Seat Height: 24" Seat Width: 17¼" Seat Depth: 16"	789		
 Sled Base Arms 24" Seat Height Shell: Veneer Armcaps: Veneer	ZUSVA-08S24	24	Overall Height: 36½" Overall Width: 24½" Overall Depth: 21" Arm Height: 32"	Seat Height: 24" Seat Width: 17¼" Seat Depth: 16" Between Arms: 22½"	1012		
 Sled Base Armless 24" Seat Height Shell: Veneer Seat: Upholstered Pad	ZUSV-04S24	22	Overall Height: 36½" Overall Width: 20¾" Overall Depth: 21"	Seat Height: 24" Seat Width: 17¼" Seat Depth: 16"		1005	1104
 Sled Base Arms 24" Seat Height Shell: Veneer Seat: Upholstered Pad Armcaps: Veneer	ZUSVA-04S24	26	Overall Height: 36½" Overall Width: 24½" Overall Depth: 21" Arm Height: 32"	Seat Height: 24" Seat Width: 17¼" Seat Depth: 16" Between Arms: 22½"		1229	1326

Minimum order of twelve (12) Zuri, contact Customer Service for additional information






Stacking
Refer to page 530.

COM Yardage
Refer to page 533.

To Order, Specify...

- 1 Model Number
- 2 Frame Color
- 3 Veneer Finish / Benjamin Moore Paint Color
- 4 Upholstery Selection
- 5 Additional Options



Description	Model#	Product Wt	Dimensions	material / fabric grade >					
				Veneer	2/COM	3	4	5	6
 4-Leg Base Armless 24" Seat Height Low Back Shell: Veneer	ZULV-07S24L	16	Overall Height: 29½" Overall Width: 19¾" Overall Depth: 22" Seat Height: 24" Seat Width: 17¼" Seat Depth: 16"	789					
 4-Leg Base Armless 24" Seat Height Shell: Veneer	ZULV-07S24	18	Overall Height: 36½" Overall Width: 19¾" Overall Depth: 22" Seat Height: 24" Seat Width: 17¼" Seat Depth: 16"	789					
 4-Leg Base Arms 24" Seat Height Shell: Veneer Armcaps: Veneer	ZULVA-08S24	22	Overall Height: 36½" Overall Width: 24½" Overall Depth: 22" Arm Height: 32" Seat Height: 24" Seat Width: 17¼" Seat Depth: 16" Between Arms: 20½"	1012					
 4-Leg Base Armless 24" Seat Height Shell: Veneer Seat: Upholstered Pad	ZULV-04S24	20	Overall Height: 36½" Overall Width: 19¾" Overall Depth: 22" Seat Height: 24" Seat Width: 17¼" Seat Depth: 16"		1005	1104	1192	1284	1373
 4-Leg Base Arms 24" Seat Height Shell: Veneer Seat: Upholstered Pad Armcaps: Veneer	ZULVA-04S24	24	Overall Height: 36½" Overall Width: 24½" Overall Depth: 22" Arm Height: 32" Seat Height: 24" Seat Width: 17¼" Seat Depth: 16" Between Arms: 20½"		1229	1326	1417	1505	1596

Minimum order of twelve (12) Zuri, contact Customer Service for additional information

Stacking
Refer to page 530.

COM Yardage
Refer to page 533.

Finish Options	Price
Chrome	\$ 165
Nickel	\$ 223
Powder Coat - Standard	n/c
Powder Coat - Premium	\$ 165

Frame Options	Code	Price
Hard Surface Glides - Nylon (set of 4)	GLD30	\$ 23
Hard Surface Glides - Felt (set of 4)	GLD31	\$ 23

Custom Charges	Code	Price
Powder Coat Alternative (per color)	OPA	call
Stain Finish Match (per finish)	OSM	\$ 996

Zuri
Sled Base Stool 24" - Upholstered
Armless + Arms






VERSTEEL

Questions?

800 876 2120

material / fabric grade >

	Description	Model#	Product Wt	Dimensions (at lowest cylinder height)		2/COM	3	4	5	6
	Sled Base Armless 24" Seat Height Low Back Shell: Upholstered	ZUS-01S24L	22	Overall Height: 29½" Overall Width: 20¾" Overall Depth: 21"	Seat Height: 24" Seat Width: 17¼" Seat Depth: 16"	1212	1300	1391	1480	1569
	Sled Base Armless 24" Seat Height Shell: Upholstered	ZUS-01S24	20	Overall Height: 36½" Overall Width: 20¾" Overall Depth: 21"	Seat Height: 24" Seat Width: 17¼" Seat Depth: 16"	1321	1500	1676	1856	2035
	Sled Base Arms 24" Seat Height Shell: Upholstered Armcaps: Veneer	ZUSA-03VS24	24	Overall Height: 36½" Overall Width: 24½" Overall Depth: 21" Arm Height: 32"	Seat Height: 24" Seat Width: 17¼" Seat Depth: 16" Between Arms: 22½"	1466	1644	1824	2001	2181

Minimum order of twelve
(12) Zuri, contact
Customer Service for
additional information

Stacking

Refer to page 530.

COM Yardage

Refer to page 533.




To Order, Specify...

- 1 Model Number
- 2 Frame Color
- 3 Upholstery Selection

For Armcaps...

- 4 Veneer Finish / Benjamin Moore Paint Color
- 5 Additional Options



						material / fabric grade >				
						2/COM	3	4	5	6
Description	Model#	Product Wt	Dimensions (at lowest Cylinder height)							
 4-Leg Base Armless 24" Seat Height Low Back Shell: Upholstered	ZUL-01S24L	20	Overall Height: 29½" Overall Width: 19¾" Overall Depth: 22"	Seat Height: 24" Seat Width: 17¼" Seat Depth: 16"		1212	1300	1391	1480	1569
 4-Leg Base Armless 24" Seat Height Shell: Upholstered	ZUL-01S24	18	Overall Height: 36½" Overall Width: 19¾" Overall Depth: 22"	Seat Height: 24" Seat Width: 17¼" Seat Depth: 16"		1321	1500	1676	1856	2035
 4-Leg Base Arms 24" Seat Height Shell: Upholstered Armcaps: Veneer	ZULA-03VS24	22	Overall Height: 36½" Overall Width: 24½" Overall Depth: 22" Arm Height: 32"	Seat Height: 24" Seat Width: 17¼" Seat Depth: 16" Between Arms: 20½"		1466	1644	1824	2001	2181

Minimum order of twelve (12) Zuri, contact Customer Service for additional information

Stacking
Refer to page 530.

COM Yardage
Refer to page 533.

Finish Options	Price
Chrome	\$ 165
Nickel.....	\$ 223
Powder Coat - Standard.....	n/c
Powder Coat - Premium.....	\$ 165

Frame Options	Code	Price
Hard Surface Glides - Nylon (set of 4).....	GLD30	\$ 23
Hard Surface Glides - Felt (set of 4).....	GLD31	\$ 23

Custom Charges	Code	Price
Powder Coat Alternative (per color)	OPA	call
Stain Finish Match (per finish).....	OSM	\$ 996

Zuri
Sled Base Stool 29" - Veneer
Armless + Arms








VERSTEEL

Questions?

800 876 2120

material / fabric grade >

						Veneer	2/COM	3	4	5	6
		Description	Model#	Product Wt	Dimensions						
		Sled Base Armless 29" Seat Height Low Back Shell: Veneer	ZUSV-07S29L	18	Overall Height: 35½" Overall Width: 20" Overall Depth: 21" Seat Height: 29" Seat Width: 17¼" Seat Depth: 16"	789					
		Sled Base Armless 29" Seat Height Shell: Veneer	ZUSV-07S29	20	Overall Height: 41½" Overall Width: 20" Overall Depth: 21" Seat Height: 29" Seat Width: 17¼" Seat Depth: 16"	789					
		Sled Base Arms 29" Seat Height Shell: Veneer Armcaps: Veneer	ZUSVA-08S29	24	Overall Height: 41½" Overall Width: 24½" Overall Depth: 21" Arm Height: 38" Seat Height: 29" Seat Width: 17¼" Seat Depth: 16" Between Arms: 22½"	1012					
		Sled Base Armless 29" Seat Height Shell: Veneer Seat: Upholstered Pad	ZUSV-04S29	22	Overall Height: 41½" Overall Width: 20" Overall Depth: 21" Seat Height: 29" Seat Width: 17¼" Seat Depth: 16"		1005	1104	1192	1284	1373
		Sled Base Arms 29" Seat Height Shell: Veneer Seat: Upholstered Pad Armcaps: Veneer	ZUSVA-04S29	26	Overall Height: 41½" Overall Width: 24½" Overall Depth: 21" Arm Height: 38" Seat Height: 29" Seat Width: 17¼" Seat Depth: 16" Between Arms: 22½"		1229	1326	1417	1505	1596

Minimum order of twelve (12) Zuri, contact Customer Service for additional information






Stacking
Refer to page 530.

COM Yardage
Refer to page 533.

To Order, Specify...

- 1 Model Number
- 2 Frame Color
- 3 Veneer Finish / Benjamin Moore Paint Color
- 4 Upholstery Selection
- 5 Additional Options



Description	Model#	Product Wt	Dimensions	material / fabric grade >					
				Veneer	2/COM	3	4	5	6
 4-Leg Base Armless 29" Seat Height Low Back Shell: Veneer	ZULV-07S29L	16	Overall Height: 35½" Overall Width: 19¾" Overall Depth: 22" Seat Height: 29" Seat Width: 17¼" Seat Depth: 16"	789					
 4-Leg Base Armless 29" Seat Height Shell: Veneer	ZULV-07S29	18	Overall Height: 41½" Overall Width: 19¾" Overall Depth: 22" Seat Height: 29" Seat Width: 17¼" Seat Depth: 16"	789					
 4-Leg Base Arms 29" Seat Height Shell: Veneer Armcaps: Veneer	ZULVA-08S29	22	Overall Height: 41½" Overall Width: 24½" Overall Depth: 22" Arm Height: 38" Seat Height: 29" Seat Width: 17¼" Seat Depth: 16" Between Arms: 20½"	1012					
 4-Leg Base Armless 29" Seat Height Shell: Veneer Seat: Upholstered Pad	ZULV-04S29	20	Overall Height: 41½" Overall Width: 19¾" Overall Depth: 22" Seat Height: 29" Seat Width: 17¼" Seat Depth: 16"		1005	1104	1192	1284	1373
 4-Leg Base Arms 29" Seat Height Shell: Veneer Seat: Upholstered Pad Armcaps: Veneer	ZULVA-04S29	24	Overall Height: 41½" Overall Width: 24½" Overall Depth: 22" Arm Height: 38" Seat Height: 29" Seat Width: 17¼" Seat Depth: 16" Between Arms: 20½"		1229	1326	1417	1505	1596

Minimum order of twelve (12) Zuri, contact Customer Service for additional information

Stacking
Refer to page 530.

COM Yardage
Refer to page 533.

Finish Options	Price
Chrome	\$ 165
Nickel	\$ 223
Powder Coat - Standard	n/c
Powder Coat - Premium	\$ 165

Frame Options	Code	Price
Hard Surface Glides - Nylon (set of 4)	GLD30	\$ 23
Hard Surface Glides - Felt (set of 4)	GLD31	\$ 23

Custom Charges	Code	Price
Powder Coat Alternative (per color)	OPA	call
Stain Finish Match (per finish)	OSM	\$ 996

Zuri

Sled Base Stool 29" - Upholstered Armless + Arms






VERSTEEL

Questions?

800 876 2120

material / fabric grade >

	Description	Model#	Product Wt	Dimensions (at lowest cylinder height)		2/COM	3	4	5	6
	Sled Base Armless 29" Seat Height Low Back Shell: Upholstered	ZUS-01S29L	24	Overall Height: 35½" Overall Width: 20" Overall Depth: 21"	Seat Height: 29" Seat Width: 17¼" Seat Depth: 16"	1212	1300	1391	1480	1569
	Sled Base Armless 29" Seat Height Shell: Upholstered	ZUS-01S29	20	Overall Height: 41½" Overall Width: 20" Overall Depth: 21"	Seat Height: 29" Seat Width: 17¼" Seat Depth: 16"	1321	1500	1676	1856	2035
	Sled Base Arms 29" Seat Height Shell: Upholstered Armcaps: Veneer	ZUSA-03VS29	24	Overall Height: 41½" Overall Width: 24½" Overall Depth: 21" Arm Height: 38"	Seat Height: 29" Seat Width: 17¼" Seat Depth: 16" Between Arms: 22½"	1466	1644	1824	2001	2181

Minimum order of twelve
(12) Zuri, contact
Customer Service for
additional information

Stacking

Refer to page 530.

COM Yardage

Refer to page 533.




To Order, Specify...

- 1 Model Number
- 2 Frame Color
- 3 Upholstery Selection

For Armcaps...

- 4 Laminate or Veneer Finish / Benjamin Moore Paint Color
- 5 Additional Options



						material / fabric grade >									
						2/COM	3	4	5	6					
Description	Model#	Product Wt	Dimensions (at lowest Cylinder height)												
 4-Leg Base Armless 29" Seat Height Low Back Shell: Upholstered	ZUL-01S29L	20	Overall Height: 35½"	Overall Width: 19¾"	Overall Depth: 22"	Seat Height: 29"	Seat Width: 17¼"	Seat Depth: 16"	1212	1300	1391	1480	1569		
 4-Leg Base Armless 29" Seat Height Shell: Upholstered	ZUL-01S29	19	Overall Height: 41½"	Overall Width: 19¾"	Overall Depth: 22"	Seat Height: 29"	Seat Width: 17¼"	Seat Depth: 16"	1321	1500	1676	1856	2035		
 4-Leg Base Arms 29" Seat Height Shell: Upholstered Armcaps: Veneer	ZULA-03VS29	22	Overall Height: 41½"	Overall Width: 24½"	Overall Depth: 22"	Arm Height: 38"	Seat Height: 29"	Seat Width: 17¼"	Seat Depth: 16"	Between Arms: 20½"	1466	1644	1824	2001	2181

Minimum order of twelve (12) Zuri, contact Customer Service for additional information

Stacking
Refer to page 530.

COM Yardage
Refer to page 533.

Finish Options	Price
Chrome	\$ 165
Nickel.....	\$ 223
Powder Coat - Standard.....	n/c
Powder Coat - Premium.....	\$ 165

Frame Options	Code	Price
Hard Surface Glides - Nylon (set of 4).....	GLD30	\$ 23
Hard Surface Glides - Felt (set of 4).....	GLD31	\$ 23

Custom Charges	Code	Price
Powder Coat Alternative (per color)	OPA	call
Stain Finish Match (per finish).....	OSM	\$ 996

All prices are delivered list price effective with date printed on cover and supersedes all other published price lists. Versteel reserves the right to change prices or specifications without prior notice. Orders are accepted subject to price prevailing at time of shipment.

versteel.com
Made in America
800 876 2120