


Proudly crafted in the USA.

Seating

2026 Price List

[➔ JUMP TO PRICING](#)



VERSTEEL


Specifications

Sate is available in 4-leg guest, stool and swivel base styles with a molded resilient polypropylene resin or veneer shell. All can be specified with or without arms. Polypropylene armcaps are available in three colors. An upholstered seat pad can be specified on all models. 4-leg chairs are also available with a tablet arm.

Features

The clean design of the chair features a flex motion and innovative frame that allows for continual user support. 4-leg chairs and stools are standard with polyethylene glides. The die cast aluminum 5-star base incorporates dual wheel black casters. 4-leg chairs are lightweight and easy to stack on the floor or on the Sate Chair Trolley for a more efficient use of space. See below for stacking information.

Stacking Information
Floor

Guest Chair (w/o Casters) 10 (6 if seats are upholstered)

Guest Chair (w/Casters) 6 (4 if seats are upholstered)

Trolley

Guest Chair (with or w/o Casters) 20 (10 if seats are upholstered)

Shipping Schedule

Poly Shell	3-5 WEEKS
Ply Shell	3-5 WEEKS

Contact Versteel Customer Service for special lead time requests.

NOTE CHAIR ORDERS WITH COM UPHOLSTERY WILL BE SCHEDULED UPON RECEIPT OF COM UPHOLSTERY YARDAGE

BIFMA

All Versteel products are constructed to pass the relevant ANSI/BIFMA standards. For more detailed specifications by series and base style, contact Versteel Customer Service at 800.876.2120.

Additional information regarding warranty, terms and conditions, shipping, care and maintenance, etc. can be found in the All Seating price list.

Standard Versteel Upholstery

Standard Versteel Upholstery offers a range of materials, from fabrics in a variety of colors and textures to vinyls for soil resistance. Please refer to Versteel's fabric cards or the "Materials + Finishes" section of our website for information.

Grade-in Upholstery

Versteel has coordinated with upholstery manufacturers to simplify your order process. Many of the manufacturers' offerings have been pre-approved for application on Versteel Seating.

Contact Versteel Customer Service with your selected fabric choice to be graded in. You will be supplied with the appropriate grade-in designator. On your purchase order, complete the information with the pattern name, color description and grade-in designator, and Versteel will take it from there.

Customer's Own Material

Customer's Own Materials (COM's) are not an issue on Sate. Many COM's are pre-approved for application on Versteel Seating. Call Versteel Customer Service with your COM selection to determine if it has been pre-approved. If your selection has not been pre-approved, reference the "Receiving COM Approval" section below.

Receiving COM Approval

Not all materials are suitable for upholstery on Sate. A 12" x 12" memo sample must be supplied for approval before a COM material is accepted for an order. If the material is directional in pattern or weave, the pattern repeat (in inches) in both directions or the weave direction must be supplied.

Excess COM

Versteel will not store excess COM for more than 30 days after the order has been completed. If excess material is to be returned after order completion, send the request to Versteel Customer Service prior to acknowledged ship date. It is the customer's responsibility to arrange for the return of the material "freight collect."

COM Requiring Application Test

If an application test is required for your selected COM, send test sample material along with the following.

1. Name and return address
2. Model selected
3. Sketch showing special requirements for the positioning of the materials' pattern on the seat and ledge, if special considerations are required.

NOTE ALL UPHOLSTERIES ARE CUT UP THE ROLL TO MAXIMIZE YIELD AND WEAR PERFORMANCE

Ship COM to:

Versteel
 2332 Cathy Lane
 Jasper, IN 47546

COM must be shipped to the factory with transportation costs "prepaid." If material is considered defective or unusable, it will be returned "transportation collect."

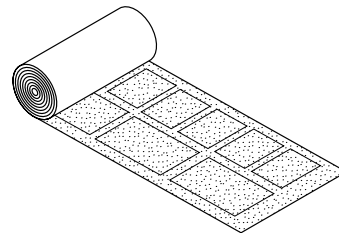
For standard lead time orders, tag fabric with purchase order number and identify with project number if possible.

Application of Directional Fabrics

Due to the upholstering process, some fabrics not considered directional by the supplier may be considered directional by Versteel.

All COM's are cut "up the roll" unless otherwise directed by the customer (see illustration below).

EXAMPLE PATTERN CUT UP THE ROLL



If special cutting or upholstery application is required, you must indicate requirement at time of order entry.

Sate COM Yardage Requirements

COM yardage requirements are calculated for chairs and stools based on a material width of 54" and a repeat of 2" or less. For material less than 54" wide, contact Versteel for yardage requirements. Use the chart below as a guide to calculate your COM yardage. For quantities greater than 20 chairs or stools, contact Versteel Customer Service for calculation of COM yardage by model.

Quantity of Chairs	1	2	3	4	5	6	7	8	9	10	11	12	13	14	15	16	17	18	19	20	
Sate																					
Upholstered Seat Only	1.0	1.5	1.5	2.0	2.5	2.5	3.5	3.5	4.0	4.0	4.5	4.5	5.0	5.5	5.5	6.0	6.5	6.5	7.0	7.5	

Patterned COM Additional Yardage Guide

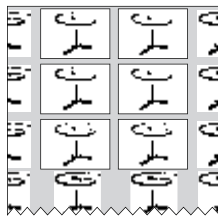
Use the guide below to aid in ordering the appropriate COM fabric when needing to match a pattern with a repeat. To use this guide, add the vertical and horizontal repeats together (e.g. a 5" vertical repeat plus an 11" horizontal repeat gives a 16" total). Then find the appropriate entry on the chart, and increase the yardage estimate by the percentage indicated.

For example: The yardage estimate is 8 yards of 54" wide fabric and the pattern has a repeat of 11" horizontal and 5" vertical. Add up the repeats (11" + 5" = 16") and find the appropriate entry - 15% in this example. Fifteen percent more fabric is required to match the pattern. 8 yards plus an extra 15% is 9.2 yards.

Fabric Width	Plain Fabric	3" - 14" Repeat	15" - 19" Repeat	20" - 27" Repeat	28" - 36" Repeat	37" - 45" Repeat	46" - 54" Repeat
54"	0%	10%	15%	20%	25%	30%	35%
50" - 52"	10%	20%	25%	30%	35%	40%	45%

Decorative Patterns

Yardage requirements are greatly affected by the size of the repeat and the print or pattern of the material. Versteel cuts all seating patterns with aesthetic concerns in mind for high quality and consistency. Refer to the COM listing for the yardage required for pattern repeat.



To Order, Specify...

- 1 Model Number
- 2 Shell Color
- 3 Frame Color
- 4 Swivel Base Color
- 5 Upholstery Selection
- 6 Frame Options



A CES-04 is a Chela series, armless sled base chair with an upholstered seat.

The codes **WESW** / **PWHL** / **PWHL** specify an Espresso Walnut shell with a White Linen frame and a White Linen swivel base color.

Model Number STRSVA-01



Orders may be sent via

Mailing Address
Versteel
2332 Cathy Lane
Jasper IN 47546

Contact Versteel

Email contact@versteel.com
Phone 800 876 2120
 812 634 2120

Sate Shells

Sate poly shells are molded with resilient, flexible polypropylene resins with a satin textured surface. Sate wood shells are composed of high-density hardwood ply such as Birch, Beech or Maple, which is then molded with veneer. Standard veneer exterior is Maple.

Wood Finish

Versteel uses a post-catalyst varnish NDF topcoat that meets AWI (Architectural Woodwork Institute) TR6 performance standards.

Sate Poly Shell Colors

Canary YCAN	Papaya YPAP
Cobalt YCOB	Quarry YQUA
Lime YLIM	Salsa YSAL
Near Black YNBL	Snow YSNO
Oyster YOYS	

Sate Wood Finishes

Beach WBEA	Forest WFOR
Blossom Cherry WBLC	Golden Cherry WGNC
Brighton Walnut WBRW	Java Cherry WJAC
Caramel Maple WCMM	Millwork Cherry WMWC
Chestnut WCHE	Pebble WPEB
Cordovan Cherry WCNC	Seaside WSEA
Drift WDRI	Solar Maple WSLM
Espresso Walnut WESW	Sugar Maple WSUM
Fawn WFAW	Terra Cotta WTEC
Fog WFOG	Whisper WWHI

Standard Sate Poly Armcap Colors

Near Black YNBL	Snow YSNO
Silver YSIL	

Studio Steel®

Versteel’s “urban fabrication” process leaves the telltale signs of welding and assembly on the surface, highlighting a manufacturing aesthetic. Choosing a clear or transparent powder coat is recommended, allowing tonal striations (created as a result of extreme heat), natural textures, and the inherent qualities of raw steel to show through.

Studio Steel Process \$165

Powder Coat Finishes

All powder coat finishes in the Versteel offering have been formulated with the use of epoxy, polyester or epoxy and polyester blends to maximize the finish durability.

Powder Coat Finish Options

Powder Coat – Standardn/c
Powder Coat – Premium	\$165

Sate Powder Coat Colors

Alloy PALLY	Mint PMNT
Amethyst PAME	Navy PNAV
Anthracite PANT	Nimbus PNIM
Black Anodized PBLA	Nutmeg PNUT
Bronze PBRO	⬢ Pacific PPAC
Calypso PCAL	Pearl PPEA
Carbon PCAR	Pebble PPEB
Champagne PCHA	Ⓢ Platinum PPLA
Coconut PCOC	Poppy PPOP
⬢ Copper PCOP	⬢ Raven PRAV
Crimson PCRI	Royal PROY
⬢ Crystal PCRY	Seaside PSEA
Daffodil PDAF	Shipyards PSHI
Ebony PEBO	Silver PSIL
Forest PFOR	Snow PSNO
Fossil PFOS	Stone PSTO
⬢ Garnet PGAR	Storm PSTM
⬢ Gold PGOL	Terra Cotta PTEC
Graphite PGRA	Whisper PWHI
Ⓢ Hope PHOP	White Linen PWHL
Kelly Green PKEG	Powder Coat Alternative OPA
⬢ Matte PMAT	
Mica PMIC	

Transparent Powder Coats (indicated by ⬢)

Please note that the transparent characteristics of these powders allow all natural welds and textures inherent to raw steel to be visible.

Premium Powder Coats (indicated by Ⓢ)

Versteel’s premium process uses specially formulated powder coats for a truly unique color palette.

Plated

Versteel offers two plated options: Chrome and Nickel. Chrome is our most durable finish available and is a deep luster chrome plated finish. Nickel is a plated finish with a clear coat applied for durability. An upcharge applies for plated finishes. See product pricing pages for upcharge.

Chrome	ECHR
Nickel	ENKL

Finish Reference & Samples

For finish color reference, please refer to our website. Contact Versteel Customer Service to receive actual color samples for color matches and final color approval.

Powder Coat Alternative**Call for quotation**

Specify code **OPA** (*Powder Coat Alternative*), add cost from Versteel quotation

Powder Coat Alternative is available from Versteel. The entire RAL color reference along with hundreds of other color and finishes are available.

For Powder Coat Alternative matching, you must supply a color reference sample, or an RAL number. Versteel will review the sample for possible existing colors available and send a sample for customer approval. If no color match exists a custom match can be developed. Call Versteel Customer Service for associated upcharges on custom color development.

NOTE CUSTOM COLOR MATCHING APPROVALS MAY AFFECT STANDARD PRODUCTION SCHEDULES

Poly Shell Alternative**Call for quotation**

Specify code **OPS** (*Poly Shell Alternative*), add cost from Versteel quotation

For Poly Shell Alternative, you must supply a color reference sample. Versteel will review the sample for possible existing colors available and send a sample for customer approval. If no color match exists, a custom match can be developed. Minimum order quantities exist for alternative colors. Call Versteel Customer Service for minimums and associated upcharges on Poly Shell Alternatives.

NOTE CUSTOM COLOR MATCHING APPROVALS MAY AFFECT STANDARD PRODUCTION SCHEDULES

Stain Finish Match**\$996 / one time charge per finish, per order**

Specify code **OSM** (*Stain Finish Match*), add \$996.00 list per finish, per order

Alternative Stain Finishes are available. For Stain Finish Matching you must supply two 4" x 4" finish color and grain reference samples. An expertly finish matched sample will be provided for customer approval.

NOTE CUSTOM COLOR MATCHING APPROVALS MAY AFFECT STANDARD PRODUCTION SCHEDULES

Casters - Non-Locking Dual Wheel Black Nylon Hard Wheel (Set of 4)**\$171 / chair**

Specify code **CAS51** (Casters - Dual Wheel Black Nylon Hard Wheel), add \$171 list per 4-leg chair.

Black non-locking dual wheel, 2" diameter hard wheel casters may be specified on the 4-leg guest chair. Please refer to the individual pricing pages for availability. Caster option must be specified at the time of the order and does not change the chair seat height.
tools.

Chair Trolley - Sate**\$906 / each**

Specify code **ACTST** (Chair Trolley - Sate), add \$906 list each

STACKING INFORMATION - SATE SATE GUEST CHAIRS (WITHOR WITHOUT CASTERS
STACK 20 HIGH ON THE TROLLEY AND STACK 10 HIGH ON THE FLOOR.



Questions?

800 876 2120

material / fabric grade >

	Description	Model#	Product Wt	Dimensions		Poly or Wood	2/COM	3	4	5	6
	4-Leg Base Shell: Poly	STLP-07	16	Overall Height: 32½" Overall Width: 22½" Overall Depth: 21½"	Seat Height: 18" Seat Width: 17½" Seat Depth: 16½"	431					
	4-Leg Base Shell: Poly Seat: Upholstered Pad	STLP-04	16	Overall Height: 32½" Overall Width: 22½" Overall Depth: 21½"	Seat Height: 18" Seat Width: 17½" Seat Depth: 16½"		505	581	655	728	804
	4-Leg Base Shell: Veneer	STLV-07	16	Overall Height: 32½" Overall Width: 22½" Overall Depth: 21½"	Seat Height: 18" Seat Width: 17½" Seat Depth: 16½"	551					
	4-Leg Base Shell: Veneer Seat: Upholstered Pad	STLV-04	16	Overall Height: 32½" Overall Width: 22½" Overall Depth: 21½"	Seat Height: 18" Seat Width: 17½" Seat Depth: 16½"		622	697	772	847	920









Stacking
Refer to page 410.

COM Yardage
Refer to page 413.

To Order, Specify...

- ① Model Number
- ② Shell Color or Wood Finish
- ③ Frame Color
- ④ Upholstery Selection
- ⑤ Frame Options



Description	Model#	Product Wt	Dimensions	material / fabric grade >						
				Poly or Wood	2/COM	3	4	5	6	
 4-Leg Base Shell: Poly Armcaps: Poly	STLPA-08	17	Overall Height: 32½" Overall Width: 23½" Overall Depth: 21½" Arm Height: 26½"	Seat Height: 18" Seat Width: 17½" Seat Depth: 16½"	549					
 4-Leg Base Shell: Poly Seat: Upholstered Pad Armcaps: Poly	STLPA-06	17	Overall Height: 32½" Overall Width: 23½" Overall Depth: 21½" Arm Height: 26½"	Seat Height: 18" Seat Width: 17½" Seat Depth: 16½"		619	696	770	846	919
 4-Leg Base Shell: Poly Armcaps: None	STLPA-01	17	Overall Height: 32½" Overall Width: 23½" Overall Depth: 21½" Arm Height: 26½"	Seat Height: 18" Seat Width: 17½" Seat Depth: 16½"	549					
 4-Leg Base Shell: Poly Seat: Upholstered Pad Armcaps: None	STLPA-02	17	Overall Height: 32½" Overall Width: 23½" Overall Depth: 21½" Arm Height: 26½"	Seat Height: 18" Seat Width: 17½" Seat Depth: 16½"		619	696	770	846	919
 4-Leg Base Shell: Veneer Armcaps: Poly	STLVA-08	17	Overall Height: 32½" Overall Width: 23½" Overall Depth: 21½" Arm Height: 26½"	Seat Height: 18" Seat Width: 17½" Seat Depth: 16½"	639					
 4-Leg Base Shell: Veneer Seat: Upholstered Pad Armcaps: Poly	STLVA-06	17	Overall Height: 32½" Overall Width: 23½" Overall Depth: 21½" Arm Height: 26½"	Seat Height: 18" Seat Width: 17½" Seat Depth: 16½"		712	787	862	935	1010
 4-Leg Base Shell: Veneer Armcaps: None	STLVA-01	17	Overall Height: 32½" Overall Width: 23½" Overall Depth: 21½" Arm Height: 26½"	Seat Height: 18" Seat Width: 17½" Seat Depth: 16½"	639					
 4-Leg Base Shell: Veneer Seat: Upholstered Pad Armcaps: None	STLVA-02	17	Overall Height: 32½" Overall Width: 23½" Overall Depth: 21½" Arm Height: 26½"	Seat Height: 18" Seat Width: 17½" Seat Depth: 16½"		712	787	862	935	1010

Stacking
Refer to page 410.

COM Yardage
Refer to page 413.

Finish Options	Price
Chrome	\$ 165
Nickel	\$ 223
Powder Coat - Standard	n/c
Powder Coat - Premium	\$ 165

Frame Options	Code	Price
Casters - Dual Wheel Black Nylon		
Hard Wheel (set of 4)	CAS51	\$ 171

Accessories	Code	Price
Chair Trolley - Sate	ACTST	\$ 906

Custom Charges	Code	Price
Powder Coat Alternative (per color)	OPA	call
Poly Shell Alternative (per color)	OPS	call
Stain Finish Match (per finish)	OSM	\$ 996

Sate
Stool - 24"
Armless



VERSTEEL

Questions?

800 876 2120

material / fabric grade >









	Description	Model#	Product Wt	Dimensions		Poly or Wood	2/COM	3	4	5	6
	4-Leg Base 24" Seat Height Shell: Poly	STLP-07S24	17	Overall Height: 39" Overall Width: 20 1/2" Overall Depth: 22 1/4"	Seat Height: 24" Seat Width: 17 1/2" Seat Depth: 16 1/2"	536					
	4-Leg Base 24" Seat Height Shell: Poly Seat: Upholstered Pad	STLP-04S24	17	Overall Height: 39" Overall Width: 20 1/2" Overall Depth: 22 1/4"	Seat Height: 24" Seat Width: 17 1/2" Seat Depth: 16 1/2"		613	688	762	836	910
	4-Leg Base 24" Seat Height Shell: Veneer	STLV-07S24	17	Overall Height: 39" Overall Width: 20 1/2" Overall Depth: 22 1/4"	Seat Height: 24" Seat Width: 17 1/2" Seat Depth: 16 1/2"	615					
	4-Leg Base 24" Seat Height Shell: Veneer Seat: Upholstered Pad	STLV-04S24	17	Overall Height: 39" Overall Width: 20 1/2" Overall Depth: 22 1/4"	Seat Height: 24" Seat Width: 17 1/2" Seat Depth: 16 1/2"		690	765	838	915	988

COM Yardage
Refer to page 413.

To Order, Specify...

- 1 Model Number
- 2 Shell Color or Wood Finish
- 3 Frame Color
- 4 Upholstery Selection
- 5 Frame Options



Description	Model#	Product Wt	Dimensions	material / fabric grade >						
				Poly or Wood	2/COM	3	4	5	6	
 4-Leg Base 24" Seat Height Shell: Poly Armcaps: Poly	STLPA-08S24	18	Overall Height: 39" Overall Width: 23½" Overall Depth: 22¼" Arm Height: 32%"	Seat Height: 24" Seat Width: 17½" Seat Depth: 16%"	701					
 4-Leg Base 24" Seat Height Shell: Poly Seat: Upholstered Pad Armcaps: Poly	STLPA-06S24	18	Overall Height: 39" Overall Width: 23½" Overall Depth: 22¼" Arm Height: 32%"	Seat Height: 24" Seat Width: 17½" Seat Depth: 16%"		774	849	925	999	1073
 4-Leg Base 24" Seat Height Shell: Poly Armcaps: None	STLPA-01S24	18	Overall Height: 39" Overall Width: 22½" Overall Depth: 22¼" Arm Height: 32%"	Seat Height: 24" Seat Width: 17½" Seat Depth: 16%"	701					
 4-Leg Base 24" Seat Height Shell: Poly Seat: Upholstered Pad Armcaps: None	STLPA-02S24	18	Overall Height: 39" Overall Width: 22½" Overall Depth: 22¼" Arm Height: 32%"	Seat Height: 24" Seat Width: 17½" Seat Depth: 16%"		774	849	925	999	1073
 4-Leg Base 24" Seat Height Shell: Veneer Armcaps: Poly	STLVA-08S24	18	Overall Height: 39" Overall Width: 23½" Overall Depth: 22¼" Arm Height: 32%"	Seat Height: 24" Seat Width: 17½" Seat Depth: 16%"	777					
 4-Leg Base 24" Seat Height Shell: Veneer Seat: Upholstered Pad Armcaps: Poly	STLVA-06S24	18	Overall Height: 39" Overall Width: 23½" Overall Depth: 22¼" Arm Height: 32%"	Seat Height: 24" Seat Width: 17½" Seat Depth: 16%"		852	927	1001	1075	1152
 4-Leg Base 24" Seat Height Shell: Veneer Armcaps: None	STLVA-01S24	18	Overall Height: 39" Overall Width: 22½" Overall Depth: 22¼" Arm Height: 32%"	Seat Height: 24" Seat Width: 17½" Seat Depth: 16%"	777					
 4-Leg Base 24" Seat Height Shell: Veneer Seat: Upholstered Pad Armcaps: None	STLVA-02S24	18	Overall Height: 39" Overall Width: 22½" Overall Depth: 22¼" Arm Height: 32%"	Seat Height: 24" Seat Width: 17½" Seat Depth: 16%"		852	927	1001	1075	1152

COM Yardage
Refer to page 413.

Finish Options	Price
Chrome	\$ 165
Nickel.....	\$ 223
Powder Coat - Standard.....	n/c
Powder Coat - Premium.....	\$ 165

Custom Charges	Code	Price
Powder Coat Alternative (per color)	OPA	call
Poly Shell Alternative (per color)	OPS	call
Stain Finish Match (per finish)	OSM	\$ 996

Sate
Stool - 29"
Armless







VERSTEEL

Questions?

800 876 2120

material / fabric grade >









	Description	Model#	Product Wt	Dimensions		Poly or Wood	2/COM	3	4	5	6
	4-Leg Base 29" Seat Height Shell: Poly	STLP-07S29	18	Overall Height: 44" Overall Width: 21½" Overall Depth: 22¼"	Seat Height: 29" Seat Width: 17½" Seat Depth: 16¾"	536					
	4-Leg Base 29" Seat Height Shell: Poly Seat: Upholstered Pad	STLP-04S29	18	Overall Height: 44" Overall Width: 21½" Overall Depth: 22¼"	Seat Height: 29" Seat Width: 17½" Seat Depth: 16¾"		613	688	762	836	910
	4-Leg Base 29" Seat Height Shell: Veneer	STLV-07S29	18	Overall Height: 44" Overall Width: 21½" Overall Depth: 22¼"	Seat Height: 29" Seat Width: 17½" Seat Depth: 16¾"	615					
	4-Leg Base 29" Seat Height Shell: Veneer Seat: Upholstered Pad	STLV-04S29	18	Overall Height: 44" Overall Width: 21½" Overall Depth: 22¼"	Seat Height: 29" Seat Width: 17½" Seat Depth: 16¾"		690	765	838	915	988

COM Yardage
Refer to page 413.

To Order, Specify...

- ① Model Number
- ② Shell Color or Wood Finish
- ③ Frame Color
- ④ Upholstery Selection
- ⑤ Frame Options



				material / fabric grade >		Poly or Wood	2/COM	3	4	5	6
Description	Model#	Product Wt	Dimensions								
 4-Leg Base 29" Seat Height Shell: Poly Armcaps: Poly	STLPA-08S29	19	Overall Height: 44" Overall Width: 23½" Overall Depth: 22¼" Arm Height: 37%"	Seat Height: 29" Seat Width: 17½" Seat Depth: 16%"		701					
 4-Leg Base 29" Seat Height Shell: Poly Seat: Upholstered Pad Armcaps: Poly	STLPA-06S29	19	Overall Height: 44" Overall Width: 23½" Overall Depth: 22¼" Arm Height: 37%"	Seat Height: 29" Seat Width: 17½" Seat Depth: 16%"			774	849	925	999	1073
 4-Leg Base 29" Seat Height Shell: Poly Armcaps: None	STLPA-01S29	19	Overall Height: 44" Overall Width: 22½" Overall Depth: 22¼" Arm Height: 37%"	Seat Height: 29" Seat Width: 17½" Seat Depth: 16%"		701					
 4-Leg Base 29" Seat Height Shell: Poly Seat: Upholstered Pad Armcaps: None	STLPA-02S29	19	Overall Height: 44" Overall Width: 22½" Overall Depth: 22¼" Arm Height: 37%"	Seat Height: 29" Seat Width: 17½" Seat Depth: 16%"			774	849	925	999	1073
 4-Leg Base 29" Seat Height Shell: Veneer Armcaps: Poly	STLVA-08S29	19	Overall Height: 44" Overall Width: 23½" Overall Depth: 22¼" Arm Height: 37%"	Seat Height: 29" Seat Width: 17½" Seat Depth: 16%"		777					
 4-Leg Base 29" Seat Height Shell: Veneer Seat: Upholstered Pad Armcaps: Poly	STLVA-06S29	19	Overall Height: 44" Overall Width: 23½" Overall Depth: 22¼" Arm Height: 37%"	Seat Height: 29" Seat Width: 17½" Seat Depth: 16%"			852	927	1001	1075	1152
 4-Leg Base 29" Seat Height Shell: Veneer Armcaps: None	STLVA-01S29	19	Overall Height: 44" Overall Width: 22½" Overall Depth: 22¼" Arm Height: 37%"	Seat Height: 29" Seat Width: 17½" Seat Depth: 16%"		777					
 4-Leg Base 29" Seat Height Shell: Veneer Seat: Upholstered Pad Armcaps: None	STLVA-02S29	19	Overall Height: 44" Overall Width: 22½" Overall Depth: 22¼" Arm Height: 37%"	Seat Height: 29" Seat Width: 17½" Seat Depth: 16%"			852	927	1001	1075	1152

COM Yardage
Refer to page 413.

Finish Options	Price
Chrome	\$ 165
Nickel.....	\$ 223
Powder Coat - Standard.....	n/c
Powder Coat - Premium.....	\$ 165

Custom Charges	Code	Price
Powder Coat Alternative (per color)	OPA	call
Poly Shell Alternative (per color)	OPS	call
Stain Finish Match (per finish)	OSM	\$ 996





Sate
Guest Chair
Retractable Tablet Arm - Right



VERSTEEL

Questions?

800 876 2120

				material / fabric grade >		Poly or Wood	2/COM	3	4	5	6
Description	Model#	Product Wt	Dimensions								
	4-Leg Base Tablet Right Shell: Poly	STLP-07RTBR	23	Overall Height: 32½" Overall Width: 23½" Overall Depth: 27½" Arm Height: 26½"	Seat Height: 18" Seat Width: 17½" Seat Depth: 16½"	702					
	4-Leg Base Tablet Right Shell: Poly Seat: Upholstered Pad	STLP-04RTBR	23	Overall Height: 32½" Overall Width: 23½" Overall Depth: 27½" Arm Height: 26½"	Seat Height: 18" Seat Width: 17½" Seat Depth: 16½"		776	850	926	1000	1074
	4-Leg Base Tablet Right Shell: Veneer	STLV-07RTBR	23	Overall Height: 32½" Overall Width: 23½" Overall Depth: 27½" Arm Height: 26½"	Seat Height: 18" Seat Width: 17½" Seat Depth: 16½"	793					
	4-Leg Base Tablet Right Shell: Veneer Seat: Upholstered Pad	STLV-04RTBR	23	Overall Height: 32½" Overall Width: 23½" Overall Depth: 27½" Arm Height: 26½"	Seat Height: 18" Seat Width: 17½" Seat Depth: 16½"		867	943	1016	1091	1164

Tablet Dimensions

15¼"d x 19¾"w x ¾" thick

Tablet is available in black only.

Tablet Material

Black Europly with a clear coat edge.

COM Yardage

Refer to page 413.

To Order, Specify...

- ① Model Number
- ② Shell Color or Wood Finish
- ③ Frame Color
- ④ Upholstery Selection
- ⑤ Frame Options



Description	Model#	Product Wt	Dimensions	material / fabric grade >						
				Poly or Wood	2/COM	3	4	5	6	
4-Leg Base Tablet Left Shell: Poly	STLP-07RTBL	23	Overall Height: 32½" Overall Width: 23¾" Overall Depth: 27½" Arm Height: 26¾"	Seat Height: 18" Seat Width: 17½" Seat Depth: 16¾"	702					
4-Leg Base Tablet Left Shell: Poly Seat: Upholstered Pad	STLP-04RTBL	23	Overall Height: 32½" Overall Width: 23¾" Overall Depth: 27½" Arm Height: 26¾"	Seat Height: 18" Seat Width: 17½" Seat Depth: 16¾"		776	850	926	1000	1074
4-Leg Base Tablet Left Shell: Veneer	STLV-07RTBL	23	Overall Height: 32½" Overall Width: 23¾" Overall Depth: 27½" Arm Height: 26¾"	Seat Height: 18" Seat Width: 17½" Seat Depth: 16¾"	793					
4-Leg Base Tablet Left Shell: Veneer Seat: Upholstered Pad	STLV-04RTBL	23	Overall Height: 32½" Overall Width: 23¾" Overall Depth: 21½" Arm Height: 27¾"	Seat Height: 18" Seat Width: 17½" Seat Depth: 16¾"		867	943	1016	1091	1164

Tablet Dimensions
15¼"d x 19¾"w x ¾" thick

Tablet is available in black only.

Tablet Material
Black Europly with a clear coat edge.

COM Yardage
Refer to page 413.

Finish Options	Price
Chrome	\$ 165
Nickel	\$ 223
Powder Coat - Standard	n/c
Powder Coat - Premium	\$ 165

Custom Charges	Code	Price
Powder Coat Alternative (per color)	OPA	call
Poly Shell Alternative (per color)	OPS	call
Stain Finish Match (per finish)	OSM	\$ 996


Questions?

800 876 2120

material / fabric grade >









	Description	Model#	Product Wt	Dimensions (at lowest cylinder height)		Poly or Wood	2/COM	3	4	5	6
	Swivel Base Shell: Poly	STRSP-07	22	Overall Height: 31½" Overall Width: 27" Overall Depth: 26½"	Seat Height: 16½"-21½" Seat Width: 17½" Seat Depth: 18"	778					
	Swivel Base Shell: Poly Seat: Upholstered Pad	STRSP-04	22	Overall Height: 31½" Overall Width: 27" Overall Depth: 26½"	Seat Height: 16½"-21½" Seat Width: 17½" Seat Depth: 18"		961	1036	1108	1183	1260
	Swivel Base Shell: Veneer	STRSV-07	22	Overall Height: 31½" Overall Width: 27" Overall Depth: 26½"	Seat Height: 16½"-21½" Seat Width: 17½" Seat Depth: 18"	943					
	Swivel Base Shell: Veneer Seat: Upholstered Pad	STRSV-04	22	Overall Height: 31½" Overall Width: 27" Overall Depth: 26½"	Seat Height: 16½"-21½" Seat Width: 17½" Seat Depth: 18"		1122	1195	1269	1345	1419

COM Yardage
 Refer to page 413.

To Order, Specify...

- ① Model Number
- ② Shell Color or Wood Finish
- ③ Frame Color
- ④ Swivel Base Color
- ⑤ Upholstery Selection
- ⑥ Frame Options



						material / fabric grade >					
						Poly or Wood	2/COM	3	4	5	6
Description	Model#	Product Wt	Dimensions (at lowest Cylinder height)								
 Swivel Base Shell: Poly Armcaps: Poly	STRSPA-08	24	Overall Height: 31½" Overall Width: 27" Overall Depth: 26½" Arm Height: 25"	Seat Height: 16½"-21½" Seat Width: 17½" Seat Depth: 18"		961					
 Swivel Base Shell: Poly Seat: Upholstered Pad Armcaps: Poly	STRSPA-06	24	Overall Height: 31½" Overall Width: 27" Overall Depth: 26½" Arm Height: 25"	Seat Height: 16½"-21½" Seat Width: 17½" Seat Depth: 18"			1142	1215	1290	1363	1439
 Swivel Base Shell: Poly Armcaps: None	STRSPA-01	24	Overall Height: 31½" Overall Width: 27" Overall Depth: 26½" Arm Height: 25"	Seat Height: 16½"-21½" Seat Width: 17½" Seat Depth: 18"		836					
 Swivel Base Shell: Poly Seat: Upholstered Pad Armcaps: None	STRSPA-02	24	Overall Height: 31½" Overall Width: 27" Overall Depth: 26½" Arm Height: 25"	Seat Height: 16½"-21½" Seat Width: 17½" Seat Depth: 18"			1016	1091	1164	1238	1313
 Swivel Base Shell: Veneer Armcaps: Poly	STRSVA-08	24	Overall Height: 31½" Overall Width: 27" Overall Depth: 26½" Arm Height: 25"	Seat Height: 16½"-21½" Seat Width: 17½" Seat Depth: 18"		1126					
 Swivel Base Shell: Veneer Seat: Upholstered Pad Armcaps: Poly	STRSVA-06	24	Overall Height: 31½" Overall Width: 27" Overall Depth: 26½" Arm Height: 25"	Seat Height: 16½"-21½" Seat Width: 17½" Seat Depth: 18"			1308	1382	1456	1531	1607
 Swivel Base Shell: Veneer Armcaps: None	STRSVA-01	24	Overall Height: 31½" Overall Width: 27" Overall Depth: 26½" Arm Height: 25"	Seat Height: 16½"-21½" Seat Width: 17½" Seat Depth: 18"		1002					
 Swivel Base Shell: Veneer Seat: Upholstered Pad Armcaps: None	STRSVA-02	24	Overall Height: 31½" Overall Width: 27" Overall Depth: 26½" Arm Height: 25"	Seat Height: 16½"-21½" Seat Width: 17½" Seat Depth: 18"			1183	1260	1333	1408	1482

COM Yardage
Refer to page 413.

Finish Options	Price
Chrome	\$ 165
Nickel	\$ 223
Powder Coat - Standard	n/c
Powder Coat - Premium	\$ 165

Swivel Base Options	Code	Price
Polished Aluminum		n/c
Powder Coat - Standard		n/c
Powder Coat - Premium		\$ 165
Platinum powder coat, transparent powder coat, chrome and nickel N/A		

Custom Charges	Code	Price
Powder Coat Alternative (per color)	OPA	call
Poly Shell Alternative (per color)	OPS	call
Stain Finish Match (per finish)	OSM	\$ 996

Frame Options

Casters - Dual Wheel Black Nylon		
Hard Wheel	CAS61	n/c

Sate
Swivel Base Stool
Armless







VERSTEEL

Questions?

800 876 2120

material / fabric grade >









	Description	Model#	Product Wt	Dimensions (at highest cylinder height)		Poly or Wood	2/COM	3	4	5	6
	Swivel Base Stool Shell: Poly	STRSP-07S	28	Overall Height: 45¼" Overall Width: 27" Overall Depth: 26½"	Seat Height: 22"-31¼" Seat Width: 17½" Seat Depth: 18"	966					
	Swivel Base Stool Shell: Poly Seat: Upholstered Pad	STRSP-04S	28	Overall Height: 45¼" Overall Width: 27" Overall Depth: 26½"	Seat Height: 22"-31¼" Seat Width: 17½" Seat Depth: 18"		1148	1219	1296	1371	1444
	Swivel Base Stool Shell: Veneer	STRSV-07S	28	Overall Height: 45¼" Overall Width: 27" Overall Depth: 26½"	Seat Height: 22"-31¼" Seat Width: 17½" Seat Depth: 18"	1126					
	Swivel Base Stool Shell: Veneer Seat: Upholstered Pad	STRSV-04S	28	Overall Height: 45¼" Overall Width: 27" Overall Depth: 26½"	Seat Height: 22"-31¼" Seat Width: 17½" Seat Depth: 18"		1308	1382	1456	1531	1607

COM Yardage
Refer to page 413.

To Order, Specify...

- ① Model Number
- ② Shell Color or Wood Finish
- ③ Frame Color
- ④ Swivel Base Color
- ⑤ Upholstery Selection
- ⑥ Frame Options



Description	Model#	Product Wt	Dimensions (at highest cylinder height)	material / fabric grade >					
				Poly or Wood	2/COM	3	4	5	6
 Swivel Base Stool Shell: Poly Armcaps: Poly	STRSPA-08S	31	Overall Height: 45¼" Overall Width: 27" Overall Depth: 26½" Arm Height: 39¾" Seat Height: 22"-31¼" Seat Width: 17½" Seat Depth: 18"	1148					
 Swivel Base Stool Shell: Poly Seat: Upholstered Pad Armcaps: Poly	STRSPA-06S	31	Overall Height: 45¼" Overall Width: 27" Overall Depth: 26½" Arm Height: 39¾" Seat Height: 22"-31¼" Seat Width: 17½" Seat Depth: 18"		1326	1399	1475	1550	1624
 Swivel Base Stool Shell: Poly Armcaps: None	STRSPA-01S	31	Overall Height: 45¼" Overall Width: 27" Overall Depth: 26½" Arm Height: 39¾" Seat Height: 22"-31¼" Seat Width: 17½" Seat Depth: 18"	1023					
 Swivel Base Stool Shell: Poly Seat: Upholstered Pad Armcaps: None	STRSPA-02S	31	Overall Height: 45¼" Overall Width: 27" Overall Depth: 26½" Arm Height: 39¾" Seat Height: 22"-31¼" Seat Width: 17½" Seat Depth: 18"		1203	1277	1350	1426	1501
 Swivel Base Stool Shell: Veneer Armcaps: Poly	STRSVA-08S	31	Overall Height: 45¼" Overall Width: 27" Overall Depth: 26½" Arm Height: 39¾" Seat Height: 22"-31¼" Seat Width: 17½" Seat Depth: 18"	1313					
 Swivel Base Stool Shell: Veneer Seat: Upholstered Pad Armcaps: Poly	STRSVA-06S	31	Overall Height: 45¼" Overall Width: 27" Overall Depth: 26½" Arm Height: 39¾" Seat Height: 22"-31¼" Seat Width: 17½" Seat Depth: 18"		1493	1568	1643	1719	1791
 Swivel Base Stool Shell: Veneer Armcaps: None	STRSVA-01S	31	Overall Height: 45¼" Overall Width: 27" Overall Depth: 26½" Arm Height: 39¾" Seat Height: 22"-31¼" Seat Width: 17½" Seat Depth: 18"	1189					
 Swivel Base Stool Shell: Veneer Seat: Upholstered Pad Armcaps: None	STRSVA-02S	31	Overall Height: 45¼" Overall Width: 27" Overall Depth: 26½" Arm Height: 39¾" Seat Height: 22"-31¼" Seat Width: 17½" Seat Depth: 18"		1371	1444	1519	1592	1667

COM Yardage
Refer to page 413.

Finish Options	Price
Chrome	\$ 165
Nickel	\$ 223
Powder Coat - Standard	n/c
Powder Coat - Premium	\$ 165

Footring available in Chrome only

Swivel Base Options	Code	Price
Polished Aluminum		n/c
Powder Coat - Standard		n/c
Powder Coat - Premium		\$ 165
Platinum powder coat, transparent powder coat, chrome and nickel N/A		

Frame Options

Casters - Dual Wheel Black Nylon		
Hard Wheel	CAS61	n/c

Custom Charges	Code	Price
Powder Coat Alternative (per color)	OPA	call
Poly Shell Alternative (per color)	OPS	call
Stain Finish Match (per finish)	OSM	\$ 996

All prices are delivered list price effective with date printed on cover and supersedes all other published price lists. Versteel reserves the right to change prices or specifications without prior notice. Orders are accepted subject to price prevailing at time of shipment.

versteel.com
Made in America
800 876 2120