


Proudly crafted in the USA.

# Seating

## 2026 Price List

[➔ JUMP TO PRICING](#)



# VERSTEEL

**Specifications**

Quanta Max is available in 4-leg, sled, swivel, stool and beam with a shell of molded resilient polypropylene resin or quarter cut Ash formed plywood. An upholstered seat pad is available. All models, with the exception of those with wood legs or a tablet, can be ordered with or without arms. A tablet arm is available on the 4-leg and sled base chairs. Stools with a ply shell offer a mid back option.

**Features**

The 4-leg chairs and stools feature a steel swivel glide with a nickel cap, while the sled base chairs and stools have a polyethylene glide. The swivel chairs and stools feature dual wheel black nylon soft wheel casters. The sled chairs are stackable for compact storage. 4-Leg and sled base guest chairs can be stacked on the floor or on the Quanta Max Chair Trolley. See below for stacking information.

**Stacking Information****Floor**

Sled Base . . . . .	10 (6 if seats are upholstered)
Guest Chair without casters . . . . .	10 (6 if seats are upholstered)
Guest Chair with casters . . . . .	6 (4 if seats are upholstered)

**Trolley**

Sled Base Chair . . . . .	20 (10 if seats are upholstered)
Guest Chair with or w/o Casters . . . . .	20 (10 if seats are upholstered)

**Quickship Program**

Available for select products in the Quanta Max series, see pricing pages.

The Versteel Quickship Program consists of up to 50 tables, 25 tables with modesty panels or 100 chairs in 10 working days from time of order (received by 12pm EST). Orders must be accompanied by final material and finish specifications for order entry. They must be clearly marked "Quickship" and consist of products from the program. Quickship orders cannot be changed or cancelled, and credit approval must be acquired within 24 hours.

For additional information see Versteel.com.

**Shipping Schedule**

Poly Shell	3-5 WEEKS
Ply Shell	3-5 WEEKS
Quickship Products	10 WORKING DAYS

Contact Versteel Customer Service for special lead time requests.

**NOTE** CHAIR ORDERS WITH COM UPHOLSTERY WILL BE SCHEDULED UPON RECEIPT OF COM UPHOLSTERY YARDAGE

**BIFMA**

All Versteel products are constructed to pass the relevant ANSI/BIFMA standards. For more detailed specifications by series and base style, contact Versteel Customer Service at 800.876.2120.

Additional information regarding warranty, terms and conditions, shipping, care and maintenance, etc. can be found in the All Seating price list.

**Quanta Max Sled or Guest Base  
 Armless/Arms**

Chair Dimensions  
 Overall height: 32 7/8"  
 Overall width w/ arms: 22 3/8"  
 Overall width w/o arms: 21 7/8"  
 Overall depth: 20 3/8"  
 Seat height: 18 1/2"  
 Seat width: 17 3/8"  
 Seat depth: 16 1/2"  
 Arm height w/ armcaps: 25 3/4"  
 Actual weight: 18 lbs. w/ arms  
 Actual weight: 17 lbs. w/o arms


**Quanta Max Sled or Guest Base  
 Armless (Retractable Tablet)**

Chair Dimensions  
 Overall height: 32 7/8"  
 Overall width w/ tablet up: 23 1/2" (sled)  
 Overall width w/ tablet up: 24" (4-leg)  
 Overall depth w/ tablet up: 28 1/2"  
 Seat height: 18 1/2"  
 Seat width: 17 3/8"  
 Seat depth: 16 1/2"  
 Arm height: 25 3/4"  
 Actual weight: 25 lbs.


**Retractable Tablet Dimensions**

Tablet size: 15 3/4" d x 14 3/4" w x 3/8" thick  
 Tablet is available in black only

**Quanta Max Sled Base  
 24" Stool  
 Armless/Arms**

Chair Dimensions  
 Overall height: 39 1/8" (mid back 36 5/8")  
 Overall width: 22 3/8"  
 Overall depth: 20 1/2"  
 Seat height: 24 3/4"  
 Seat width: 17 3/8"  
 Seat depth: 16 1/2"  
 Arm height w/ armcaps: 32"  
 Actual weight: 19 lbs. w/ arms  
 Actual weight: 18 lbs. w/o arms


**Key Description**

- 1 1/16" 12 gauge steel tube
- 2 base frame 3/8"x1/2" flat bar with radius corners
- 3 seat shell, molded resilient polypropylene resin or quarter cut ash formed plywood, 7 ply, 1 1/2" thick
- 4 polyethylene glide
- 5 steel swivel glide, nickel cap

**Quanta Max Sled Base**

**29" Stool**

**Armless/Arms**

Chair Dimensions  
 Overall height: 44 1/8" (mid back 41 3/8")  
 Overall width: 23 3/8"  
 Overall depth: 21"  
 Seat height: 29 3/4"  
 Seat width: 17 3/8"  
 Seat depth: 16 1/2"  
 Arm height w/ armcaps: 37 3/16"  
 Actual weight: 22 lbs. w/ arms  
 Actual weight: 21 lbs. w/o arms

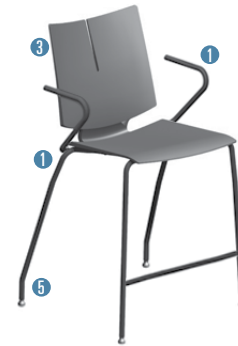


**Quanta Max 4-Leg Base**

**24" Stool**

**Armless/Arms**

Chair Dimensions  
 Overall height: 39" (mid back 36 1/4")  
 Overall width: 22 5/8"  
 Overall depth: 20 3/4"  
 Seat height: 24 1/2"  
 Seat width: 17 3/8"  
 Seat depth: 16 1/2"  
 Arm height w/ arms: 31 3/4"  
 Actual weight: 20 lbs. w/ arms  
 Actual weight: 19 lbs. w/o arms



**Quanta Max 4-Leg Base**

**29" Stool**

**Armless/Arms**

Chair Dimensions  
 Overall height: 43 3/4" (mid back 41 1/4")  
 Overall width: 23"  
 Overall depth: 21"  
 Seat height: 30 1/8"  
 Seat width: 17 3/8"  
 Seat depth: 16 1/2"  
 Arm height w/ arms: 36 1/2"  
 Actual weight: 21 lbs. w/ arms  
 Actual weight: 20 lbs. w/o arms



**Stacking Poly Shell Only (Trolley)**

Sled Base Chair ..... 20 (10 if seats are upholstered)  
 Guest Chair with or without casters ..... 20 (10 if seats are upholstered)

**Stacking Poly Shell Only (Floor)**

Sled Base Chair ..... 10 (6 if seats are upholstered)  
 Guest Chair without casters ..... 10 (6 if seats are upholstered)  
 Guest Chair with casters ..... 6 (4 if seats are upholstered)

Chairs with tablets do not stack

**Quanta Max Wood Guest Base  
 Armless**

Chair Dimensions  
 Overall height: 31<sup>15</sup>/<sub>16</sub>"  
 Overall width: 20<sup>3</sup>/<sub>16</sub>"  
 Overall depth: 20<sup>3</sup>/<sub>16</sub>"  
 Seat height: 18<sup>1</sup>/<sub>2</sub>"  
 Seat width: 17<sup>3</sup>/<sub>8</sub>"  
 Seat depth: 16"  
 Actual weight: 15 lbs.


**Quanta Max Swivel Base  
 Armless/Arms**

Chair Dimensions  
 Overall height: 30<sup>1</sup>/<sub>2</sub>"  
 Overall width w/ armcaps: 27"  
 Overall width w/o arms: 22<sup>1</sup>/<sub>4</sub>"  
 Overall depth: 20<sup>3</sup>/<sub>16</sub>"  
 Seat height: 17<sup>1</sup>/<sub>2</sub>" - 22<sup>1</sup>/<sub>2</sub>"  
 Seat width: 17<sup>3</sup>/<sub>8</sub>"  
 Seat depth: 16<sup>1</sup>/<sub>2</sub>"  
 Actual weight w/ arms: 24 lbs.  
 Actual weight w/o arms: 23 lbs.


**Quanta Max Swivel Base Stool  
 Armless/Arms**

Stool Dimensions  
 Overall height: 46<sup>1</sup>/<sub>2</sub>" (mid back 43<sup>1</sup>/<sub>2</sub>"  
 (at highest cylinder height)  
 Overall width: 23<sup>3</sup>/<sub>8</sub>"  
 Overall depth: 23"  
 Seat height: 23<sup>1</sup>/<sub>2</sub>" - 33<sup>1</sup>/<sub>2</sub>"  
 Seat width: 17<sup>3</sup>/<sub>8</sub>"  
 Seat depth: 16<sup>1</sup>/<sub>2</sub>"  
 Arm height w/ armcaps: 41<sup>3</sup>/<sub>16</sub>"  
 (at highest cylinder height)  
 Cylinder height adjustment range: 10"  
 Actual weight: 26 lbs. w/ arms  
 Actual weight: 25 lbs. w/o arms


**Guest**

Key	Description
1	chair frame, 14 gauge support rail
2	legs, solid ash
3	seat shell, molded resilient polypropylene resin or quarter cut ash formed plywood, 7 ply, 1/2" thick
4	nylon glide

**Swivel**

Key	Description
1	0.075" PVC armcap or 0.25" solid ash wood armcap
2	seat shell, molded resilient polypropylene resin or quarter cut ash formed plywood, 7 ply, 1/2" thick
3	die cast aluminum 5-star base
4	dual wheel black nylon soft wheel casters
5	1 1/16" 12 gauge steel tube

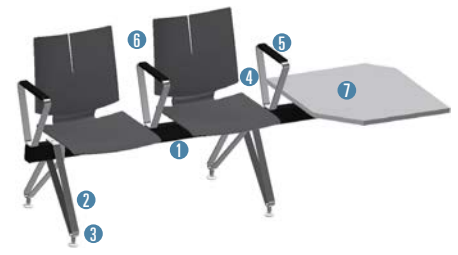
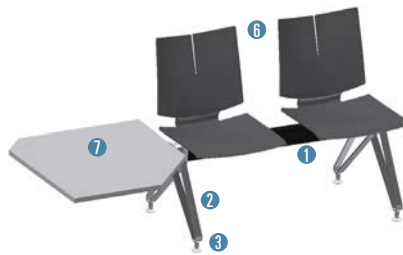
**Quanta Max 4-Leg Base  
2 Seat Armless/Arms**

Chair Dimensions  
Overall height: 33"  
Overall width w/ armcaps: 49"  
Overall width w/o arms: 42"  
Overall depth: 20 3/4"  
Seat height: 18 1/2"  
Seat width: 17 3/8"  
Seat depth: 16 1/2"  
Arm height w/ armcaps: 26 3/4"  
Actual weight: 71 lbs. w/ arms  
Actual weight: 58 lbs. w/o arms



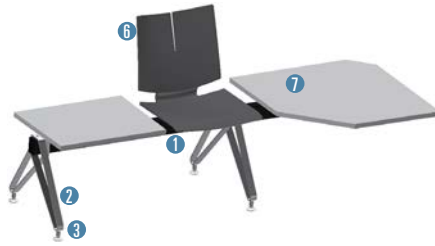
**Quanta Max 4-Leg Base  
2 Seat Armless/Arms  
with Corner Table**

Chair Dimensions  
Overall height: 33"  
Overall width w/ armcaps: 75"  
Overall width w/o arms: 71"  
Overall depth: 20 3/4"  
Seat height: 18 1/2"  
Seat width: 17 3/8"  
Seat depth: 16 1/2"  
Arm height w/ armcaps: 26 3/4"  
Table width w/ arms: 29"  
Table width w/o arms: 26"  
Table length w/ arms: 39"  
Table length w/o arms: 34"  
Actual chair weight: 98 lbs. w/ arms  
Actual chair weight: 90 lbs. w/o arms  
Actual table weight: 22 lbs. w/ arms  
Actual table weight: 18 lbs. w/o arms



**Quanta Max 4-Leg Base  
1 Seat/1 Top Armless/Arms  
with/without Corner Table**

Chair Dimensions  
Overall height: 33"  
Overall width w/ armcaps: 45"  
Overall width w/o arms w/ corner table: 71"  
Overall depth: 20 3/4"  
Seat height: 18 1/2"  
Seat width: 17 3/8"  
Seat depth: 16 1/2"  
Arm height w/ armcaps: 26 3/4"  
Table width w/ arms: 29"  
Table width w/o arms: 26"  
Table length w/ arms: 39"  
Table length w/o arms: 34"  
Actual chair weight: 65 lbs. w/ arms  
Actual chair weight: 88 lbs. w/o arms w/ corner table  
Actual table weight: 22 lbs. w/ arms  
Actual table weight: 18 lbs. w/o arms



Key	Description
1	beam frame, 3" x 2" x 3/16" steel tube
2	beam leg, 1/2" x 1/4" solid steel
3	dome swivel glide, nickel cap, nylon base
4	beam arm, 1/2" x 1/4" solid steel

Key	Description
5	arm cap, urethane
6	seat shell, molded resilient polypropylene resin
7	table top surface, 7/8" particle board
8	upholstered seat, molded liner with 1/2" thick, 2 lb. density foam

**Note**  
For layouts that include corner tables, the beam model numbers making the corner layout have to be identical to support the correct corner table. Either both end seats on the corner have to be armless or both have to have arms. Arm and armless seats cannot be mixed and matched on corner table applications.

**Quanta Max 4-Leg Base  
 3 Seat Armless/Arms  
 with/without Corner Table**
**Chair Dimensions**

Overall height: 33"

Overall width w/ armcaps: 72½"

Overall width w/o arms: 65"

Overall width w/o arms w/ corner table: 94½"

Overall depth: 20¾"

Seat height: 18½"

Seat width: 17¾"

Seat depth: 16½"

Arm height w/ armcaps: 26¾"

Table width w/ arms: 29"

Table width w/o arms: 26"

Table length w/ arms: 39"

Table length w/o arms: 34"

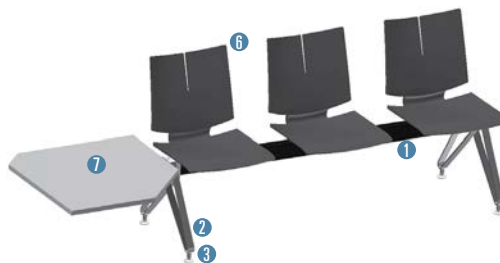
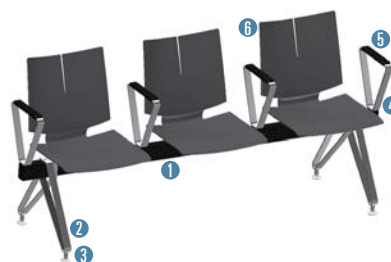
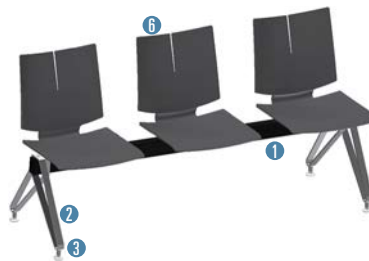
Actual weight: 96 lbs. w/ arms

Actual weight: 80 lbs. w/o arms

Actual weight: 113 lbs. w/o arms w/ corner table

Actual table weight: 22 lbs. w/ arms

Actual table weight: 18 lbs. w/o arms


**Key Description**

- 1 beam frame, 3" x 2" x 3/16" steel tube
- 2 beam leg, 1/2" x 1/2" solid steel
- 3 dome swivel glide, nickel cap, nylon base
- 4 beam arm, 1/4" x 1/2" solid steel

**Key Description**

- 5 arm cap, urethane
- 6 seat shell, molded resilient polypropylene resin
- 7 table top surface, 7/8" particle board
- 8 upholstered seat, molded liner with 1/2" thick, 2 lb. density foam

**Note**

For layouts that include corner tables, the beam model numbers making the corner layout have to be identical to support the correct corner table. Either both end seats on the corner have to be armless or both have to have arms. Arm and armless seats cannot be mixed and matched on corner table applications.

**Quanta Max 4-Leg Base  
2 Seat/1 Top Armless/Arms  
with/without Corner Table**

Chair Dimensions

Overall height: 33"

Overall width w/ armcaps: 72½"

Overall width w/o arms: 65"

Overall width w/o arms w/ corner table: 94½"

Overall depth: 20¾"

Seat height: 18½"

Seat width: 17¾"

Seat depth: 16½"

Arm height w/ armcaps: 26¾"

Table width w/ arms: 29"

Table width w/o arms: 26"

Table length w/ arms: 39"

Table length w/o arms: 34"

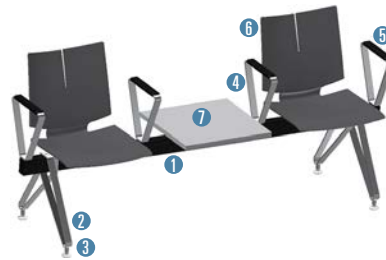
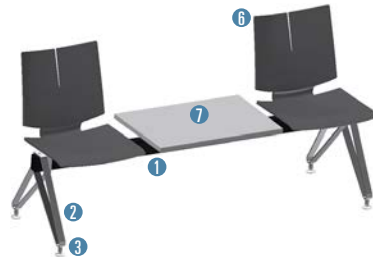
Actual weight: 95 lbs. w/ arms

Actual weight: 80 lbs. w/o arms

Actual weight: 113 lbs. w/o arms w/ corner table

Actual table weight: 22 lbs. w/ arms

Actual table weight: 18 lbs. w/o arms



### Standard Versteel Upholstery

Standard Versteel Upholstery offers a range of materials, from fabrics in a variety of colors and textures to vinyls for soil resistance. Please refer to Versteel's fabric cards or the "Materials + Finishes" section of our website for information.

### Grade-in Upholstery

Versteel has coordinated with upholstery manufacturers to simplify your order process. Many of the manufacturers' offerings have been pre-approved for application on Versteel Seating.

Contact Versteel Customer Service with your selected fabric choice to be graded in. You will be supplied with the appropriate grade-in designator. On your purchase order, complete the information with the pattern name, color description and grade-in designator, and Versteel will take it from there.

### Customer's Own Material

Customer's Own Materials (COM's) are not an issue on Quanta Max. Many COM's are pre-approved for application on Versteel Seating. Call Versteel Customer Service with your COM selection to determine if it has been pre-approved. If your selection has not been pre-approved, reference the "Receiving COM Approval" section below.

### Receiving COM Approval

Not all materials are suitable for upholstery on Quanta Max. A 12" x 12" memo sample must be supplied for approval before a COM material is accepted for an order. If the material is directional in pattern or weave, the pattern repeat (in inches) in both directions or the weave direction must be supplied.

### Excess COM

Versteel will not store excess COM for more than 30 days after the order has been completed. If excess material is to be returned after order completion, send the request to Versteel Customer Service prior to acknowledged ship date. It is the customer's responsibility to arrange for the return of the material "freight collect."

### COM Requiring Application Test

If an application test is required for your selected COM, send test sample material along with the following.

1. Name and return address
2. Model selected
3. Sketch showing special requirements for the positioning of the materials' pattern on the seat and ledge, if special considerations are required.

**NOTE** ALL UPHOLSTERIES ARE CUT UP THE ROLL TO MAXIMIZE YIELD AND WEAR PERFORMANCE

### Ship COM to:

Versteel  
 2332 Cathy Lane  
 Jasper, IN 47546

COM must be shipped to the factory with transportation costs "prepaid." If material is considered defective or unusable, it will be returned "transportation collect."

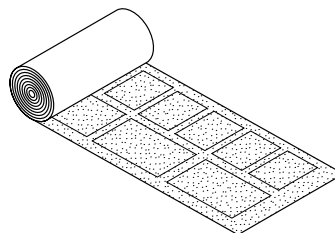
For standard lead time orders, tag fabric with purchase order number and identify with project number if possible.

### Application of Directional Fabrics

Due to the upholstering process, some fabrics not considered directional by the supplier may be considered directional by Versteel.

All COM's are cut "up the roll" unless otherwise directed by the customer (see illustration below).

**EXAMPLE** PATTERN CUT UP THE ROLL



If special cutting or upholstery application is required, you must indicate requirement at time of order entry.

**Quanta Max COM Yardage Requirements**

COM yardage requirements are calculated for chairs and stools based on a material width of 54" and a repeat of 2" or less. For material less than 54" wide, contact Versteel for yardage requirements. Use the chart below as a guide to calculate your COM yardage. For quantities greater than 20 chairs or stools, contact Versteel Customer Service for calculation of COM yardage by model.

Quantity of Chairs	1	2	3	4	5	6	7	8	9	10	11	12	13	14	15	16	17	18	19	20	
<b>Quanta Max</b>																					
Upholstered Seat Only	1.0	1.5	1.5	2.0	2.5	2.5	3.5	3.5	4.0	4.0	4.5	4.5	5.0	5.5	5.5	6.0	6.5	6.5	7.0	7.5	

**Patterned COM Additional Yardage Guide**

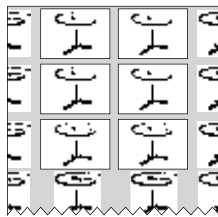
Use the guide below to aid in ordering the appropriate COM fabric when needing to match a pattern with a repeat. To use this guide, add the vertical and horizontal repeats together (e.g. a 5" vertical repeat plus an 11" horizontal repeat gives a 16" total). Then find the appropriate entry on the chart, and increase the yardage estimate by the percentage indicated.

For example: The yardage estimate is 8 yards of 54" wide fabric and the pattern has a repeat of 11" horizontal and 5" vertical. Add up the repeats (11" + 5" = 16") and find the appropriate entry - 15% in this example. Fifteen percent more fabric is required to match the pattern. 8 yards plus an extra 15% is 9.2 yards.

Fabric Width	Plain Fabric	3" - 14" Repeat	15" - 19" Repeat	20" - 27" Repeat	28" - 36" Repeat	37" - 45" Repeat	46" - 54" Repeat
54"	0%	10%	15%	20%	25%	30%	35%
50" - 52"	10%	20%	25%	30%	35%	40%	45%

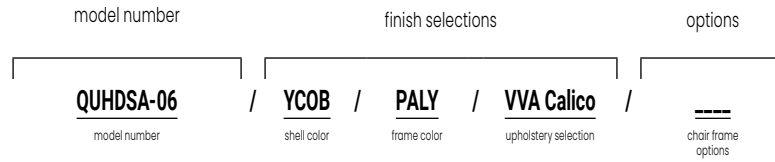
**Decorative Patterns**

Yardage requirements are greatly affected by the size of the repeat and the print or pattern of the material. Versteel cuts all seating patterns with aesthetic concerns in mind for high quality and consistency. Refer to the COM listing for the yardage required for pattern repeat.



**To Order, Specify...**

- 1 Model Number
- 2 Shell Color/Finish
- 3 Frame Color
- 4 Swivel Base Color
- 5 Wood Leg Finish
- 6 Upholstery Selection
- 7 Frame Options



A **QUHDSA-06** is a Quanta Max series, sled base chair with arms, upholstered seat, poly back and poly armcaps.

The codes **YCOB / PALY / VVA Calico** specify a Cobalt poly shell with an Alloy frame and Grade 3 Vanguard CV Calico upholstery.

**Model Number** **QUHDSA-06**



**Orders may be sent via**

**Mailing Address**

Versteel  
2332 Cathy Lane  
Jasper IN 47546

**Contact Versteel**

**Email**      contact@versteel.com  
**Phone**      800 876 2120  
                 812 634 2120

**Quanta Max Seats, Backs & Shells**

Ply shells are molded multi-ply maple core with with quarter-cut reconstituted Ash veneer. Poly shells are molded with resilient, flexible polypropylene resins with a satin textured surface.

**Quanta Max Poly Shell Colors**

Canary . . . . . <a href="#">.YCAN</a>	Papaya . . . . . <a href="#">.YPAP</a>
Cobalt . . . . . <a href="#">.YCOB</a>	Quarry . . . . . <a href="#">.YQUA</a>
Lime . . . . . <a href="#">.YLIM</a>	Salsa . . . . . <a href="#">.YSAL</a>
Near Black . . . . . <a href="#">.YNBL</a>	Snow . . . . . <a href="#">.YSNO</a>
Oyster . . . . . <a href="#">.YOYS</a>	

**Wood Finish**

Versteel uses a post-catalyst varnish NDF topcoat that meets AWI (Architectural Woodwork Institute) TR6 performance standards.

**Quanta Max Wood Finishes**

Beach . . . . . <a href="#">.WBEA</a>	Java Cherry . . . . . <a href="#">.WJAC</a>
Blossom Cherry . . . . . <a href="#">.WBLC</a>	Millwork Cherry . . . . . <a href="#">.WMWC</a>
Brighton Walnut . . . . . <a href="#">.WBRW</a>	Natural Walnut . . . . . <a href="#">.WENW</a> (European Walnut)
Caramel Maple . . . . . <a href="#">.WCMM</a>	Pebble . . . . . <a href="#">.WPEB</a>
Chestnut . . . . . <a href="#">.WCHE</a>	Seaside . . . . . <a href="#">.WSEA</a>
Cordovan Cherry . . . . . <a href="#">.WCNC</a>	Solar Maple . . . . . <a href="#">.WSLM</a>
Drift . . . . . <a href="#">.WDRI</a>	Sugar Maple . . . . . <a href="#">.WSUM</a>
Espresso Walnut . . . . . <a href="#">.WESW</a>	Terra Cotta . . . . . <a href="#">.WTEC</a>
Fawn . . . . . <a href="#">.WFAW</a>	Whisper . . . . . <a href="#">.WWHI</a>
Fog . . . . . <a href="#">.WFOG</a>	Stain Finish Match . . . . . <a href="#">.OSM</a>
Forest . . . . . <a href="#">.WFOR</a>	
Golden Cherry . . . . . <a href="#">.WGNC</a>	

**Studio Steel®**

Versteel’s “urban fabrication” process leaves the telltale signs of welding and assembly on the surface, highlighting a manufacturing aesthetic. Choosing a clear or transparent powder coat is recommended, allowing tonal striations (created as a result of extreme heat), natural textures, and the inherent qualities of raw steel to show through.

Studio Steel Process . . . . . [\\$165](#)

**Powder Coat Finishes**

All powder coat finishes in the Versteel offering have been formulated with the use of epoxy, polyester or epoxy and polyester blends to maximize the finish durability.

**Powder Coat Finish Options**

Powder Coat – Standard . . . . .	<a href="#">.n/c</a>
Powder Coat – Premium . . . . .	<a href="#">\$165</a>

**Quanta Max Powder Coat Colors**

Alloy . . . . . <a href="#">.PALY</a>	Mint . . . . . <a href="#">.PMNT</a>
Amethyst . . . . . <a href="#">.PAME</a>	Navy . . . . . <a href="#">.PNAV</a>
Anthracite . . . . . <a href="#">.PANT</a>	Nimbus . . . . . <a href="#">.PNIM</a>
Black Anodized . . . . . <a href="#">.PBLA</a>	Nutmeg . . . . . <a href="#">.PNUT</a>
Bronze . . . . . <a href="#">.PBRO</a>	⬢ Pacific . . . . . <a href="#">.PPAC</a>
Calypso . . . . . <a href="#">.PCAL</a>	Pearl . . . . . <a href="#">.PPEA</a>
Carbon . . . . . <a href="#">.PCAR</a>	Pebble . . . . . <a href="#">.PPEB</a>
Champagne . . . . . <a href="#">.PCHA</a>	Ⓢ Platinum . . . . . <a href="#">.PPLA</a>
Coconut . . . . . <a href="#">.PCOC</a>	Poppy . . . . . <a href="#">.PPOP</a>
⬢ Copper . . . . . <a href="#">.PCOP</a>	⬢ Raven . . . . . <a href="#">.PRAV</a>
Crimson . . . . . <a href="#">.PCRI</a>	Royal . . . . . <a href="#">.PROY</a>
⬢ Crystal . . . . . <a href="#">.PCRY</a>	Seaside . . . . . <a href="#">.PSEA</a>
Daffodil . . . . . <a href="#">.PDAF</a>	Shipyard . . . . . <a href="#">.PSHI</a>
Ebony . . . . . <a href="#">.PEBO</a>	Silver . . . . . <a href="#">.PSIL</a>
Forest . . . . . <a href="#">.PFOR</a>	Snow . . . . . <a href="#">.PSNO</a>
Fossil . . . . . <a href="#">.PFOS</a>	Stone . . . . . <a href="#">.PSTO</a>
⬢ Garnet . . . . . <a href="#">.PGAR</a>	Storm . . . . . <a href="#">.PSTM</a>
⬢ Gold . . . . . <a href="#">.PGOL</a>	Terra Cotta . . . . . <a href="#">.PTEC</a>
Graphite . . . . . <a href="#">.PGRA</a>	Whisper . . . . . <a href="#">.PWHI</a>
Ⓢ Hope . . . . . <a href="#">.PHOP</a>	White Linen . . . . . <a href="#">.PWHL</a>
Kelly Green . . . . . <a href="#">.PKEG</a>	Powder Coat Alternative . . . . . <a href="#">.OPA</a>
⬢ Matte . . . . . <a href="#">.PMAT</a>	
Mica . . . . . <a href="#">.PMIC</a>	

**Transparent Powder Coats (indicated by ⬢)**

Please note that the transparent characteristics of these powders allow all natural welds and textures inherent to raw steel to be visible.

**Premium Powder Coats (indicated by Ⓢ)**

Versteel’s premium process uses specially formulated powder coats for a truly unique color palette.

**Plated**

Versteel offers two plated options: Chrome and Nickel. Chrome is our most durable finish available and is a deep luster chrome plated finish. Nickel is a plated finish with a clear coat applied for durability. An upcharge applies for plated finishes. See product pricing pages for upcharge.

Chrome . . . . .	<a href="#">.ECHR</a>
Nickel . . . . .	<a href="#">.ENKL</a>

**Finish Reference & Samples**

For finish color reference, please refer to our website. Contact Versteel Customer Service to receive actual color samples for color matches and final color approval.

**Powder Coat Alternative**
**Call for quotation**

Specify code **OPA** (*Powder Coat Alternative*), add cost from Versteel quotation

Powder Coat Alternative is available from Versteel. The entire RAL color reference along with hundreds of other color and finishes are available.

For Powder Coat Alternative matching, you must supply a color reference sample, or an RAL number. Versteel will review the sample for possible existing colors available and send a sample for customer approval. If no color match exists a custom match can be developed. Call Versteel Customer Service for associated upcharges on custom color development.

**NOTE** CUSTOM COLOR MATCHING APPROVALS MAY AFFECT STANDARD PRODUCTION SCHEDULES

**Poly Shell Alternative**
**Call for quotation**

Specify code **OPS** (*Poly Shell Alternative*), add cost from Versteel quotation

For Poly Shell Alternative, you must supply a color reference sample. Versteel will review the sample for possible existing colors available and send a sample for customer approval. If no color match exists, a custom match can be developed. Minimum order quantities exist for alternative colors. Call Versteel Customer Service for minimums and associated upcharges on Poly Shell Alternatives.

**NOTE** CUSTOM COLOR MATCHING APPROVALS MAY AFFECT STANDARD PRODUCTION SCHEDULES

**Special Laminate**
**Call for quotation**

Specify code **TSP** (*Special Laminate*), indicate the quoted charges per table

Special laminates and patterns can be specified as an option. To specify, contact Versteel for availability and pricing.

**NOTE** LAMINATES IN STANDARD COLORS AND TEXTURES FROM FORMICA, NEVAMAR, PIONITE AND WILSONART ARE STANDARD

**CAUTION** LAMINATE MANUFACTURERS CHANGE STANDARD OFFERINGS FREQUENTLY, AND IT IS POSSIBLE THAT A STANDARD PRODUCT CAN BECOME UNAVAILABLE. VERSTEEL CANNOT BE RESPONSIBLE FOR ANY INCONVENIENCE THIS MAY CAUSE.

**Custom PVC Color Match**
**Call for quotation / one time charge per color, per order**

Specify code **OCF** (*Custom PVC Color Match*), add cost from Versteel quotation

PVC Color Match can be the selection of a color that is available from a Versteel supplier or a new custom color developed for the order. Minimum footage requirements mean that the amount of material needed for your order will effect the cost.

For PVC Color Matching you must supply a color reference sample. Versteel will review the sample for possible existing colors available and send a sample for customer approval. If no color match exists, a custom match will be developed and sampled for customer approval before a production schedule is established.

**NOTE** CUSTOM COLOR MATCHING APPROVALS MAY AFFECT STANDARD PRODUCTION SCHEDULES

**Stain Finish Match**
**\$996 / one time charge per finish, per order**

Specify code **OSM** (*Stain Finish Match*), add \$996.00 list per finish, per order

Alternative Stain Finishes are available for veneer and wood edged tops.

For Stain Finish Matching you must supply two 4" x 4" finish color and grain reference samples. An expertly finish matched sample will be provided for customer approval.

**NOTE** CUSTOM COLOR MATCHING APPROVALS MAY AFFECT STANDARD PRODUCTION SCHEDULES

**Veneer or Wood Edge Alternatives**

For veneer or wood edge requirements other than our standard plain sliced Ash, Cherry, Maple or Walnut, contact Versteel Customer Service with the specifications of the materials you would like to specify.

**NOTE** VENEER OR WOOD EDGE ALTERNATIVES APPROVAL MAY AFFECT STANDARD PRODUCTION SCHEDULES

**Wood Finish Alternatives**

Versteel finish has a natural grain fill level finish appearance, contact Versteel Customer Service for alternative fill levels. Coarse grain will require additional application steps for a full-fill grain appearance and will require a quote.

**NOTE** WOOD FINISH ALTERNATIVE APPROVAL MAY AFFECT STANDARD PRODUCTION SCHEDULES

**Hard Surface Glides - Nylon (set of 4)**

**\$23 / chair or stool**

Specify code **GLD30** (Hard Surface Glides - Nylon), add \$23 list per chair or stool.



Glide surface is nylon and designed for use on hard surface flooring. See individual product pages for availability and ordering code.

**Hard Surface Glides - Felt (set of 4)**

**\$23 / chair or stool**

Specify code **GLD31** (Hard Surface Glides - Felt), add \$23 list per chair or stool.



Glide surface is felt and designed for use on hard surface flooring. See individual product pages for availability and ordering code.

**Felt Hard Surface Replacement Caps (set of 4)**

**\$23 / chair or stool**

Specify code **ABGFRC** (Felt Hard Surface Replacement Caps), add \$23 list per chair or stool

Felt replacement caps for felt hard surface glides.

**Accessory Glide Replacement Tool**

**\$26 / tool**

Specify code **AGRT** (Accessory Glide Replacement Tool), add \$26 list per tool

Use to remove worn felt hard surface glide caps.

**Casters - Non-Locking Dual Wheel Black Nylon Hard Wheel (Set of 4)**

**\$171 / chair**

Specify code **CAS63** (Casters - Dual Wheel Black Nylon Hard Wheel), add \$171 list per 4-leg chair.

Black non-locking dual wheel, 2" diameter hard wheel casters may be specified on the 4-leg guest chair. Please refer to the individual pricing pages for availability. Caster option must be specified at the time of the order and does not change the chair seat height.

**Casters - Non-Locking Dual Wheel Black Nylon Soft Wheel (Set of 4)**

**\$171 / chair**

Specify code **CAS59** (Casters - Dual Wheel Black Nylon soft Wheel), add \$171 list per 4-leg chair.

Black non-locking dual wheel, 2" diameter soft wheel casters may be specified on the 4-leg guest chair. Please refer to the individual pricing pages for availability. Caster option must be specified at the time of the order and does not change the chair seat height.

**Chair Link - Quanta Max**

**\$32 / chair**

Specify code **ACLHD** (Chair Link - Quanta Max) add \$32 list per chair



Link will ship installed on chair when specified on order.

**Chair Trolley - Quanta Max**

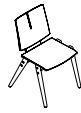
**\$906 / each**

Specify code **ACTHD** (Chair Trolley - Quanta Max), add \$906 list each



**STACKING INFORMATION - QUANTA MAX** QUANTA MAX SLED BASE CHAIRS STACK 20 HIGH ON THE TROLLEY (10 IF SEATS ARE UPHOLSTERED) AND 10 HIGH ON THE FLOOR (6 IF SEATS ARE UPHOLSTERED). 4-LEG GUEST CHAIRS (WITH OR WITHOUT CASTERS) STACK 20 HIGH ON THE TROLLEY (10 IF SEATS ARE UPHOLSTERED). GUEST CHAIRS WITHOUT CASTERS STACK 10 HIGH ON THE FLOOR (6 IF SEATS ARE UPHOLSTERED). GUEST CHAIRS WITH CASTERS STACK 6 HIGH ON THE FLOOR (4 IF SEATS ARE UPHOLSTERED).

**Quanta Max**  
4-Leg Wood Base  
Poly Shell





**VERSTEEL**

**Questions?**

800 876 2120

material / fabric grade >



						Poly	2/COM	3	4	5	6
Description		Model#	Product Wt	Dimensions							
	<b>4-Leg Base Armless</b> Shell: Poly	<b>QUHDWDL-07</b>	19	Overall Height: 31 <sup>5</sup> / <sub>16</sub> " Overall Width: 20 <sup>3</sup> / <sub>16</sub> " Overall Depth: 20 <sup>1</sup> / <sub>4</sub> "	Seat Height: 18 <sup>1</sup> / <sub>2</sub> " Seat Width: 17 <sup>3</sup> / <sub>8</sub> " Seat Depth: 16"	690					
	<b>4-Leg Base Armless</b> Shell: Poly Seat: Upholstered Pad	<b>QUHDWDL-04</b>	19	Overall Height: 31 <sup>5</sup> / <sub>16</sub> " Overall Width: 20 <sup>3</sup> / <sub>16</sub> " Overall Depth: 20 <sup>1</sup> / <sub>4</sub> "	Seat Height: 18 <sup>1</sup> / <sub>2</sub> " Seat Width: 17 <sup>3</sup> / <sub>8</sub> " Seat Depth: 16"		830	871	913	953	996

**COM Yardage**  
Refer to page 295..

**To Order, Specify...**

- 1 Model Number
- 2 Shell Color/Finish
- 3 Frame Color
- 4 Upholstery Selection
- 5 Frame Options



				material / fabric grade >		Ply	2/COM	3	4	5	6
Description	Model#	Product Wt	Dimensions								
 <b>4-Leg Base Armless</b> Shell: Ply	<b>QUPYWDL-07</b>	15	Overall Height: 31 <sup>5</sup> / <sub>16</sub> " Overall Width: 20 <sup>9</sup> / <sub>16</sub> " Overall Depth: 20 <sup>3</sup> / <sub>4</sub> "	Seat Height: 18 <sup>1</sup> / <sub>2</sub> " Seat Width: 17 <sup>3</sup> / <sub>8</sub> " Seat Depth: 16"		809					
 <b>4-Leg Base Armless</b> Shell: Ply Seat: Upholstered Pad	<b>QUPYWDL-04</b>	15	Overall Height: 31 <sup>5</sup> / <sub>16</sub> " Overall Width: 20 <sup>9</sup> / <sub>16</sub> " Overall Depth: 20 <sup>3</sup> / <sub>4</sub> "	Seat Height: 18 <sup>1</sup> / <sub>2</sub> " Seat Width: 17 <sup>3</sup> / <sub>8</sub> " Seat Depth: 16"			886	976	1064	1154	1242

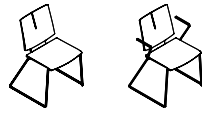
**COM Yardage**  
Refer to page 295.

Finish Options	Price
Powder Coat - Standard .....	n/c
Powder Coat - Premium .....	\$ 165

Custom Charges	Code	Price
Powder Coat Alternative (per color) .....	OPA	call
Poly Shell Alternative (per color) .....	OPS	call
Stain Finish Match (per finish) .....	OSM	\$ 996

# Quanta Max

Sled Chair  
Poly Shell



VERSTEEL

### Questions?

800 876 2120

material / fabric grade &gt;

	Description	Model#	Product Wt	Dimensions		Poly	2/COM	3	4	5	6
	<b>Sled Base Armless</b> Shell: Poly	QUHDS-07	16	Overall Height: 32 $\frac{1}{2}$ " Overall Width: 21" Overall Depth: 20"	Seat Height: 18 $\frac{1}{2}$ " Seat Width: 17" Seat Depth: 16 $\frac{1}{2}$ "	422					
	<b>Sled Base Arms</b> Shell: Poly Armcaps: Poly	QUHDSA-08	18	Overall Height: 32 $\frac{1}{2}$ " Overall Width: 22" Overall Depth: 20"	Seat Height: 18 $\frac{1}{2}$ " Seat Width: 17" Seat Depth: 16" Arm Height: 25%	477					
	<b>Sled Base Armless</b> Shell: Poly Seat: Upholstered Pad	QUHDS-04	16	Overall Height: 32 $\frac{1}{2}$ " Overall Width: 21" Overall Depth: 20"	Seat Height: 18 $\frac{1}{2}$ " Seat Width: 17" Seat Depth: 16 $\frac{1}{2}$ "		512	601	689	777	867
	<b>Sled Base Arms</b> Shell: Poly Seat: Upholstered Pad Armcaps: Poly	QUHDSA-06	18	Overall Height: 32 $\frac{1}{2}$ " Overall Width: 22" Overall Depth: 20"	Seat Height: 18 $\frac{1}{2}$ " Seat Width: 17" Seat Depth: 16" Arm Height: 25%		565	656	744	835	921

### Stacking

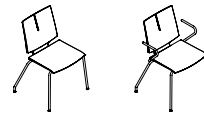
Refer to page 286.

### COM Yardage





Refer to page 295.

### To Order, Specify...

- 1 Model Number
- 2 Shell Color/Finish
- 3 Frame Color
- 4 Upholstery Selection
- 5 Frame Options



Quickship Program Product

Description	Model#	Product Wt	Dimensions	material / fabric grade >						
				Poly	2/COM	3	4	5	6	
 <p><b>4-Leg Base Armless</b> Shell: Poly</p>	QUHDL-07	16	Overall Height: 32½" Overall Width: 21½" Overall Depth: 20½"	Seat Height: 18½" Seat Width: 17½" Seat Depth: 16½"	422					
 <p><b>4-Leg Base Arms</b> Shell: Poly Armcaps: None</p>	QUHDLA-08	18	Overall Height: 32½" Overall Width: 22½" Overall Depth: 20½"	Seat Height: 18½" Seat Width: 17½" Seat Depth: 16½" Arm Height: 25¾"	477					
 <p><b>4-Leg Base Armless</b> Shell: Poly Seat: Upholstered Pad</p>	QUHDL-04	16	Overall Height: 32½" Overall Width: 21½" Overall Depth: 20½"	Seat Height: 18½" Seat Width: 17½" Seat Depth: 16½"		512	601	689	777	867
 <p><b>4-Leg Base Arms</b> Shell: Poly Seat: Upholstered Pad Armcaps: None</p>	QUHDLA-06	18	Overall Height: 32½" Overall Width: 22½" Overall Depth: 20½"	Seat Height: 18½" Seat Width: 17½" Seat Depth: 16½" Arm Height: 25¾"		565	656	744	835	921

**Stacking**  
Refer to page 286.

**COM Yardage**  
Refer to page 295.


Finish Options	Price
Chrome .....	\$ 165
Nickel.....	\$ 223
Powder Coat - Standard.....	n/c
Powder Coat - Premium.....	\$ 165

Frame Options	Code	Price
Hard Surface Glides - Nylon (set of 4).....	GLD30	\$ 23
Hard Surface Glides - Felt (set of 4).....	GLD31	\$ 23
Casters - Dual Wheel Black Nylon		
Hard Wheel (set of 4).....	CAS63	\$ 171
Casters - Dual Wheel Black Nylon		
Soft Wheel (set of 4).....	CAS59	\$ 171

Accessories	Code	Price
Chair Trolley.....	ACTHD	\$ 906

Custom Charges		
Powder Coat Alternative (per color) .....	OPA	call
Poly Shell Alternative (per color) .....	OPS	call

**Quanta Max**  
Sled Chair  
Ply Shell







**VERSTEEL**

**Questions?**

800 876 2120

material / fabric grade >


	Description	Model#	Product Wt	Dimensions		Ply	2/COM	3	4	5	6
	<b>Sled Base Armless</b> Shell: Ply	<b>QUPYS-07</b>	16	Overall Height: 32 $\frac{1}{2}$ " Overall Width: 21" Overall Depth: 20"	Seat Height: 18 $\frac{1}{2}$ " Seat Width: 17" Seat Depth: 16"	656					
	<b>Sled Base Arms</b> Shell: Ply Armcaps: Wood	<b>QUPYSA-08</b>	18	Overall Height: 32 $\frac{1}{2}$ " Overall Width: 22" Overall Depth: 20"	Seat Height: 18 $\frac{1}{2}$ " Seat Width: 17" Seat Depth: 16" Arm Height: 25"	837					
	<b>Sled Base Armless</b> Shell: Ply Seat: Upholstered Pad	<b>QUPYS-04</b>	16	Overall Height: 32 $\frac{1}{2}$ " Overall Width: 21" Overall Depth: 20"	Seat Height: 18 $\frac{1}{2}$ " Seat Width: 17" Seat Depth: 16"		746	835	921	1012	1101
	<b>Sled Base Arms</b> Shell: Ply Seat: Upholstered Pad Armcaps: Wood	<b>QUPYSA-06</b>	18	Overall Height: 32 $\frac{1}{2}$ " Overall Width: 22" Overall Depth: 20"	Seat Height: 18 $\frac{1}{2}$ " Seat Width: 17" Seat Depth: 16" Arm Height: 25"		926	1016	1035	1192	1281





**Stacking**  
Refer to page 286.

**COM Yardage**  
Refer to page 295.

**To Order, Specify...**

- 1 Model Number
- 2 Shell Color/Finish
- 3 Frame Color
- 4 Upholstery Selection
- 5 Frame Options



Description	Model#	Product Wt	Dimensions	material / fabric grade >					
				Ply	2/COM	3	4	5	6
 <b>4-Leg Base Armless</b> Shell: Ply	<b>QUPYL-07</b>	16	Overall Height: 32½" Overall Width: 21½" Overall Depth: 20½" Seat Height: 18½" Seat Width: 17½" Seat Depth: 16½"	656					
 <b>4-Leg Base Arms</b> Shell: Ply Armcaps: None	<b>QUPYLA-08</b>	18	Overall Height: 32½" Overall Width: 22¾" Overall Depth: 20½" Seat Height: 18½" Seat Width: 17½" Seat Depth: 16½" Arm Height: 25¾"	837					
 <b>4-Leg Base Armless</b> Shell: Ply Seat: Upholstered Pad	<b>QUPYL-04</b>	16	Overall Height: 32½" Overall Width: 21½" Overall Depth: 20½" Seat Height: 18½" Seat Width: 17½" Seat Depth: 16½"		746	835	921	1012	1101
 <b>4-Leg Base Arms</b> Shell: Ply Seat: Upholstered Pad Armcaps: None	<b>QUPYLA-06</b>	18	Overall Height: 32½" Overall Width: 22¾" Overall Depth: 20½" Seat Height: 18½" Seat Width: 17½" Seat Depth: 16½" Arm Height: 25¾"		926	1016	1035	1192	1281

**Stacking**  
Refer to page 286.

**COM Yardage**  
Refer to page 295.

Finish Options	Price
Chrome .....	\$ 165
Nickel.....	\$ 223
Powder Coat - Standard.....	n/c
Powder Coat - Premium.....	\$ 165

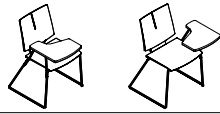
Frame Options	Code	Price
Hard Surface Glides - Nylon (set of 4).....	GLD30	\$ 23
Hard Surface Glides - Felt (set of 4).....	GLD31	\$ 23
Casters - Dual Wheel Black Nylon		
Hard Wheel (set of 4).....	CAS63	\$ 171
Casters - Dual Wheel Black Nylon		
Soft Wheel (set of 4).....	CAS59	\$ 171

Accessories	Code	Price
Chair Trolley.....	ACTHD	\$ 906

Custom Charges		
Powder Coat Alternative (per color) .....	OPA	call
Stain Finish Match (per finish).....	OSM	\$ 996

**Quanta Max**

Sled Chair Retractable Tablet Arm  
Poly Shell







**VERSTEEL**

**Questions?**

800 876 2120

material / fabric grade >

						Poly	2/COM	3	4	5	6
		<b>Description</b>	<b>Model#</b>	<b>Product Wt</b>	<b>Dimensions</b>						
		<b>Sled Base Tablet Right</b> Shell: Poly	<b>QUHDS-07RTBR</b>	25	Overall Height: 32½" Overall Width: 23½" Overall Depth: 28½" Seat Height: 18½" Seat Width: 17½" Seat Depth: 16½" Arm Height: 25¾"	663					
		<b>Sled Base Tablet Left</b> Shell: Poly	<b>QUHDS-07RTBL</b>	25	Overall Height: 32½" Overall Width: 23½" Overall Depth: 28½" Seat Height: 18½" Seat Width: 17½" Seat Depth: 16½" Arm Height: 25¾"	663					
		<b>Sled Base Tablet Right</b> Shell: Poly Seat: Upholstered Pad	<b>QUHDS-04RTBR</b>	25	Overall Height: 32½" Overall Width: 23½" Overall Depth: 28½" Seat Height: 18½" Seat Width: 17½" Seat Depth: 16½" Arm Height: 25¾"		753	843	931	1021	1106
		<b>Sled Base Tablet Left</b> Shell: Poly Seat: Upholstered Pad	<b>QUHDS-04RTBL</b>	25	Overall Height: 32½" Overall Width: 23½" Overall Depth: 28½" Seat Height: 18½" Seat Width: 17½" Seat Depth: 16½" Arm Height: 25¾"		753	843	931	1021	1106

**Tablet Dimensions**  
15¾" d x 14¾" w x ¾" thick

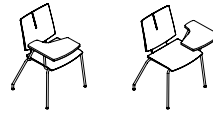
Tablet is available in black only.





**Tablet Material**  
¾" Black Europly with a Black painted edge.

**COM Yardage**  
Refer to page 295.

**To Order, Specify...**

- 1 Model Number
- 2 Shell Color/Finish
- 3 Frame Color
- 4 Upholstery Selection
- 5 Frame Options



Description	Model#	Product Wt	Dimensions	material / fabric grade >					
				Poly	2/COM	3	4	5	6
 <b>4-Leg Base Tablet Right</b> Shell: Poly	QUHDL-07RTBR	25	Overall Height: 32½" Overall Width: 24" Overall Depth: 28½" Seat Height: 18½" Seat Width: 17½" Seat Depth: 16½" Arm Height: 25¾"	663					
 <b>4-Leg Base Tablet Left</b> Shell: Poly	QUHDL-07RTBL	25	Overall Height: 32½" Overall Width: 24" Overall Depth: 28½" Seat Height: 18½" Seat Width: 17½" Seat Depth: 16½" Arm Height: 25¾"	663					
 <b>4-Leg Base Tablet Right</b> Shell: Poly Seat: Upholstered Pad	QUHDL-04RTBR	25	Overall Height: 32½" Overall Width: 24" Overall Depth: 28½" Seat Height: 18½" Seat Width: 17½" Seat Depth: 16½" Arm Height: 25¾"		753	843	931	1021	1106
 <b>4-Leg Base Tablet Left</b> Shell: Poly Seat: Upholstered Pad	QUHDL-04RTBL	25	Overall Height: 32½" Overall Width: 24" Overall Depth: 28½" Seat Height: 18½" Seat Width: 17½" Seat Depth: 16½" Arm Height: 25¾"		753	843	931	1021	1106

**Tablet Dimensions**  
15¾" d x 14¾" w x ¾" thick

Tablet is available in black only.

**Tablet Material**  
¾" Black Europly with a Black painted edge.

**COM Yardage**  
Refer to page 295.

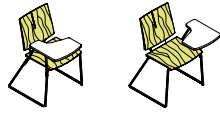
Finish Options	Price
Chrome .....	\$ 165
Nickel .....	\$ 223
Powder Coat - Standard .....	n/c
Powder Coat - Premium .....	\$ 165

Frame Options	Code	Price
Hard Surface Glides - Nylon (set of 4) .....	GLD30	\$ 23
Hard Surface Glides - Felt (set of 4) .....	GLD31	\$ 23

Custom Charges	Code	Price
Powder Coat Alternative (per color) .....	OPA	call
Poly Shell Alternative (per color) .....	OPS	call

**Quanta Max**

Sled Chair Retractable Tablet Arm  
Ply Shell







**VERSTEEL**

**Questions?**

800 876 2120

material / fabric grade >

	Description	Model#	Product Wt	Dimensions		Ply	2/COM	3	4	5	6
	<b>Sled Base Tablet Right</b> Shell: Ply	<b>QUPYS-07RTBR</b>	25	Overall Height: 32 $\frac{5}{8}$ " Overall Width: 23 $\frac{1}{2}$ " Overall Depth: 28 $\frac{1}{2}$ "	Seat Height: 18 $\frac{1}{2}$ " Seat Width: 17 $\frac{5}{8}$ " Seat Depth: 16 $\frac{1}{2}$ " Arm Height: 25 $\frac{3}{4}$ "	895					
	<b>Sled Base Tablet Left</b> Shell: Ply	<b>QUPYS-07RTBL</b>	25	Overall Height: 32 $\frac{5}{8}$ " Overall Width: 23 $\frac{1}{2}$ " Overall Depth: 28 $\frac{1}{2}$ "	Seat Height: 18 $\frac{1}{2}$ " Seat Width: 17 $\frac{5}{8}$ " Seat Depth: 16 $\frac{1}{2}$ " Arm Height: 25 $\frac{3}{4}$ "	895					
	<b>Sled Base Tablet Right</b> Shell: Ply Seat: Upholstered Pad	<b>QUPYS-04RTBR</b>	25	Overall Height: 32 $\frac{5}{8}$ " Overall Width: 23 $\frac{1}{2}$ " Overall Depth: 28 $\frac{1}{2}$ "	Seat Height: 18 $\frac{1}{2}$ " Seat Width: 17 $\frac{5}{8}$ " Seat Depth: 16 $\frac{1}{2}$ " Arm Height: 25 $\frac{3}{4}$ "		987	1075	1164	1253	1341
	<b>Sled Base Tablet Left</b> Shell: Ply Seat: Upholstered Pad	<b>QUPYS-04RTBL</b>	25	Overall Height: 32 $\frac{5}{8}$ " Overall Width: 23 $\frac{1}{2}$ " Overall Depth: 28 $\frac{1}{2}$ "	Seat Height: 18 $\frac{1}{2}$ " Seat Width: 17 $\frac{5}{8}$ " Seat Depth: 16 $\frac{1}{2}$ " Arm Height: 25 $\frac{3}{4}$ "		987	1075	1164	1253	1341

**Tablet Dimensions**  
15 $\frac{3}{4}$ " d x 14 $\frac{3}{4}$ " w x  $\frac{3}{4}$ " thick

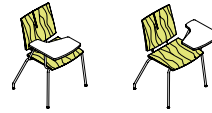
Tablet is available in black only.





**Tablet Material**  
 $\frac{5}{8}$ " Black Europly with a Black painted edge.

**COM Yardage**  
Refer to page 295.

**To Order, Specify...**

- 1 Model Number
- 2 Shell Color/Finish
- 3 Frame Color
- 4 Upholstery Selection
- 5 Frame Options



Description	Model#	Product Wt	Dimensions	material / fabric grade >						
				Ply	2/COM	3	4	5	6	
 <b>4-Leg Base Tablet Right</b> Shell: Ply	<b>QUPYL-07RTBR</b>	25	Overall Height: 32 $\frac{1}{2}$ " Overall Width: 24" Overall Depth: 28 $\frac{1}{2}$ "	Seat Height: 18 $\frac{1}{2}$ " Seat Width: 17 $\frac{3}{8}$ " Seat Depth: 16 $\frac{1}{2}$ " Arm Height: 25 $\frac{3}{4}$ "	895					
 <b>4-Leg Base Tablet Left</b> Shell: Ply	<b>QUPYL-07RTBL</b>	25	Overall Height: 32 $\frac{1}{2}$ " Overall Width: 24" Overall Depth: 28 $\frac{1}{2}$ "	Seat Height: 18 $\frac{1}{2}$ " Seat Width: 17 $\frac{3}{8}$ " Seat Depth: 16 $\frac{1}{2}$ " Arm Height: 25 $\frac{3}{4}$ "	895					
 <b>4-Leg Base Tablet Right</b> Shell: Ply Seat: Upholstered Pad	<b>QUPYL-04RTBR</b>	25	Overall Height: 32 $\frac{1}{2}$ " Overall Width: 24" Overall Depth: 28 $\frac{1}{2}$ "	Seat Height: 18 $\frac{1}{2}$ " Seat Width: 17 $\frac{3}{8}$ " Seat Depth: 16 $\frac{1}{2}$ " Arm Height: 25 $\frac{3}{4}$ "		987	1075	1164	1253	1341
 <b>4-Leg Base Tablet Left</b> Shell: Ply Seat: Upholstered Pad	<b>QUPYL-04RTBL</b>	25	Overall Height: 32 $\frac{1}{2}$ " Overall Width: 24" Overall Depth: 28 $\frac{1}{2}$ "	Seat Height: 18 $\frac{1}{2}$ " Seat Width: 17 $\frac{3}{8}$ " Seat Depth: 16 $\frac{1}{2}$ " Arm Height: 25 $\frac{3}{4}$ "		987	1075	1164	1253	1341

**Tablet Dimensions**  
15 $\frac{1}{2}$ "d x 14 $\frac{3}{4}$ "w x  $\frac{3}{4}$ " thick

Tablet is available in black only.

**Tablet Material**  
 $\frac{5}{8}$ " Black Europly with a Black painted edge.

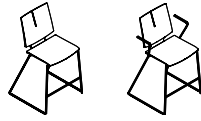
**COM Yardage**  
Refer to page 295.

Finish Options	Price
Chrome .....	\$ 165
Nickel.....	\$ 223
Powder Coat - Standard.....	n/c
Powder Coat - Premium.....	\$ 165

Frame Options	Code	Price
Hard Surface Glides - Nylon (set of 4).....	GLD30	\$ 23
Hard Surface Glides - Felt (set of 4).....	GLD31	\$ 23

Custom Charges	Code	Price
Powder Coat Alternative (per color) .....	OPA	call
Stain Finish Match (per finish).....	OSM	\$ 996

**Quanta Max**  
Sled Stool - 24"  
Poly Shell



**VERSTEEL**

**Questions?**

800 876 2120

material / fabric grade >

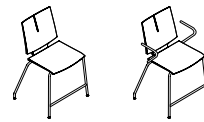
	Description	Model#	Product Wt	Dimensions		Poly	2/COM	3	4	5	6
	<b>Sled Base Armless</b> 24" Seat Height Shell: Poly	<b>QUHDS-07S24</b>	19	Overall Height: 39½" Overall Width: 22¾" Overall Depth: 20½" Seat Height: 24¼" Seat Width: 17¾" Seat Depth: 16½"		553					
	<b>Sled Base Arms</b> 24" Seat Height Shell: Poly Armcaps: Poly	<b>QUHDSA-08S24</b>	21	Overall Height: 39½" Overall Width: 22¾" Overall Depth: 20½" Seat Height: 24¼" Seat Width: 17¾" Seat Depth: 16½" Arm Height: 32"		719					
	<b>Sled Base Armless</b> 24" Seat Height Shell: Poly Seat: Upholstered Pad	<b>QUHDS-04S24</b>	19	Overall Height: 39½" Overall Width: 22¾" Overall Depth: 20½" Seat Height: 24¼" Seat Width: 17¾" Seat Depth: 16½"			628	705	784	861	938
	<b>Sled Base Arms</b> 24" Seat Height Shell: Poly Seat: Upholstered Pad Armcaps: Poly	<b>QUHDSA-06S24</b>	21	Overall Height: 39½" Overall Width: 22¾" Overall Depth: 20½" Seat Height: 24¼" Seat Width: 17¾" Seat Depth: 16½" Arm Height: 32"			797	874	951	1028	1105





33" - 38" table heights are recommended for use with 24" stool

**COM Yardage**  
Refer to page 295.

**To Order, Specify...**

- 1 Model Number
- 2 Shell Color/Finish
- 3 Frame Color
- 4 Upholstery Selection
- 5 Frame Options



Description	Model#	Product Wt	Dimensions	material / fabric grade >					
				Poly	2/COM	3	4	5	6
 <b>4-Leg Base Armless</b> 24" Seat Height Shell: Poly	<b>QUHDL-07S24</b>	19	Overall Height: 39" Overall Width: 22 5/8" Overall Depth: 20 3/4" Seat Height: 24 1/2" Seat Width: 17 3/8" Seat Depth: 16 1/2"	553					
 <b>4-Leg Base Arms</b> 24" Seat Height Shell: Poly Armcaps: None	<b>QUHDLA-08S24</b>	21	Overall Height: 39" Overall Width: 22 5/8" Overall Depth: 20 3/4" Seat Height: 24 1/2" Seat Width: 17 3/8" Seat Depth: 16 1/2" Arm Height: 31 3/4"	719					
 <b>4-Leg Base Armless</b> 24" Seat Height Shell: Poly Seat: Upholstered Pad	<b>QUHDL-04S24</b>	19	Overall Height: 39" Overall Width: 22 5/8" Overall Depth: 20 3/4" Seat Height: 24 1/2" Seat Width: 17 3/8" Seat Depth: 16 1/2"		628	705	784	861	938
 <b>4-Leg Base Arms</b> 24" Seat Height Shell: Poly Seat: Upholstered Pad Armcaps: None	<b>QUHDLA-06S24</b>	21	Overall Height: 39" Overall Width: 22 5/8" Overall Depth: 20 3/4" Seat Height: 24 1/2" Seat Width: 17 3/8" Seat Depth: 16 1/2" Arm Height: 31 3/4"		797	874	951	1028	1105

33" - 38" table heights are recommended for use with 24" stool


COM Yardage Refer to page 295.

Finish Options	Price
Chrome .....	\$ 165
Nickel .....	\$ 223
Powder Coat - Standard .....	n/c
Powder Coat - Premium .....	\$ 165

Frame Options	Code	Price
Hard Surface Glides - Nylon (set of 4) .....	GLD30	\$ 23
Hard Surface Glides - Felt (set of 4) .....	GLD31	\$ 23

Custom Charges	Code	Price
Powder Coat Alternative (per color) .....	OPA	call
Poly Shell Alternative (per color) .....	OPS	call

**Quanta Max**  
Sled Stool - 24"  
Ply Shell







**VERSTEEL**

**Questions?**

800 876 2120

material / fabric grade >


	Description	Model#	Product Wt	Dimensions		Ply	2/COM	3	4	5	6
	<b>Sled Base Armless</b> 24" Seat Height Shell: Ply	<b>QUPYS-07S24</b>	19	Overall Height: 39½" Overall Width: 22¾" Overall Depth: 20½" Seat Height: 24¼" Seat Width: 17¾" Seat Depth: 16½"		786					
	<b>Sled Base Arms</b> 24" Seat Height Shell: Ply Armcaps: Wood	<b>QUPYSA-08S24</b>	21	Overall Height: 39½" Overall Width: 22¾" Overall Depth: 20½" Seat Height: 24¼" Seat Width: 17¾" Seat Depth: 16½" Arm Height: 32"		1078					
	<b>Sled Base Armless</b> 24" Seat Height Shell: Ply Seat: Upholstered Pad	<b>QUPYS-04S24</b>	19	Overall Height: 39½" Overall Width: 22¾" Overall Depth: 20½" Seat Height: 24¼" Seat Width: 17¾" Seat Depth: 16½"			862	940	1016	1095	1173
	<b>Sled Base Arms</b> 24" Seat Height Shell: Ply Seat: Upholstered Pad Armcaps: Wood	<b>QUPYSA-06S24</b>	21	Overall Height: 39½" Overall Width: 22¾" Overall Depth: 20½" Seat Height: 24¼" Seat Width: 17¾" Seat Depth: 16½" Arm Height: 32"			1156	1235	1310	1388	1466





33" - 38" table heights are recommended for use with 24" stool

**COM Yardage**  
Refer to page 295.

**To Order, Specify...**

- 1 Model Number
- 2 Shell Color/Finish
- 3 Frame Color
- 4 Upholstery Selection
- 5 Frame Options



						material / fabric grade >					
						Ply	2/COM	3	4	5	6
Description	Model#	Product Wt	Dimensions								
	<b>4-Leg Base Armless</b> 24" Seat Height Shell: Ply	<b>QUPYL-07S24</b>	19	Overall Height: 39" Overall Width: 22 5/8" Overall Depth: 20 3/4"	Seat Height: 24 1/2" Seat Width: 17 3/8" Seat Depth: 16 1/2"	786					
	<b>4-Leg Base Arms</b> 24" Seat Height Shell: Ply Armcaps: None	<b>QUPYLA-08S24</b>	21	Overall Height: 39" Overall Width: 22 5/8" Overall Depth: 20 3/4"	Seat Height: 24 1/2" Seat Width: 17 3/8" Seat Depth: 16 1/2" Arm Height: 31 3/4"	1078					
	<b>4-Leg Base Armless</b> 24" Seat Height Shell: Ply Seat: Upholstered Pad	<b>QUPYL-04S24</b>	19	Overall Height: 39" Overall Width: 22 5/8" Overall Depth: 20 3/4"	Seat Height: 24 1/2" Seat Width: 17 3/8" Seat Depth: 16 1/2"		862	940	1016	1095	1173
	<b>4-Leg Base Arms</b> 24" Seat Height Shell: Ply Seat: Upholstered Pad Armcaps: None	<b>QUPYLA-06S24</b>	21	Overall Height: 39" Overall Width: 22 5/8" Overall Depth: 20 3/4"	Seat Height: 24 1/2" Seat Width: 17 3/8" Seat Depth: 16 1/2" Arm Height: 31 3/4"		1156	1235	1310	1388	1466


33" - 38" table heights are recommended for use with 24" stool

COM Yardage Refer to page 295.

Finish Options	Price
Chrome .....	\$ 165
Nickel.....	\$ 223
Powder Coat - Standard.....	n/c
Powder Coat - Premium.....	\$ 165

Frame Options	Code	Price
Hard Surface Glides - Nylon (set of 4).....	GLD30	\$ 23
Hard Surface Glides - Felt (set of 4).....	GLD31	\$ 23

Custom Charges	Code	Price
Powder Coat Alternative (per color) .....	OPA	call
Stain Finish Match (per finish).....	OSM	\$ 996

**Quanta Max**Sled Stool (Mid Back) - 24"  
Ply Shell**VERSTEEL****Questions?**

800 876 2120

material / fabric grade &gt;

	Description	Model#	Product Wt	Dimensions		Ply	2/COM	3	4	5	6
	<b>Sled Base Armless</b> Mid Back 24" Seat Height Shell: Ply	<b>QUPYS-07S24M</b>	19	Overall Height: 36½" Overall Width: 22¼" Overall Depth: 20½" Seat Height: 24¼" Seat Width: 17¼" Seat Depth: 16½"		786					
	<b>Sled Base Arms</b> Mid Back 24" Seat Height Shell: Ply Armcaps: Wood	<b>QUPYSA-08S24M</b>	21	Overall Height: 36½" Overall Width: 22¼" Overall Depth: 20½" Seat Height: 24¼" Seat Width: 17¼" Seat Depth: 16½" Arm Height: 32"		1078					
	<b>Sled Base Armless</b> Mid Back 24" Seat Height Shell: Ply Seat: Upholstered Pad	<b>QUPYS-04S24M</b>	19	Overall Height: 36½" Overall Width: 22¼" Overall Depth: 20½" Seat Height: 24¼" Seat Width: 17¼" Seat Depth: 16½"			862	940	1016	1095	1173
	<b>Sled Base Arms</b> Mid Back 24" Seat Height Shell: Ply Seat: Upholstered Pad Armcaps: Wood	<b>QUPYSA-06S24M</b>	21	Overall Height: 36½" Overall Width: 22¼" Overall Depth: 20½" Seat Height: 24¼" Seat Width: 17¼" Seat Depth: 16½" Arm Height: 32"			1156	1235	1310	1388	1466





33" - 38" table heights  
are recommended for  
use with 24" stool

**COM Yardage**  
Refer to page 295.

**To Order, Specify...**

- 1 Model Number
- 2 Shell Color/Finish
- 3 Frame Color
- 4 Upholstery Selection
- 5 Frame Options



Description	Model#	Product Wt	Dimensions	material / fabric grade >						
				Ply	2/COM	3	4	5	6	
 <p><b>4-Leg Base Armless</b> Mid Back 24" Seat Height Shell: Ply</p>	<b>QUPYL-07S24M</b>	19	Overall Height: 36¼" Overall Width: 22¾" Overall Depth: 20¾"	Seat Height: 24½" Seat Width: 17¾" Seat Depth: 16½"	786					
 <p><b>4-Leg Base Arms</b> Mid Back 24" Seat Height Shell: Ply Armcaps: None</p>	<b>QUPYLA-08S24M</b>	21	Overall Height: 36¼" Overall Width: 22¾" Overall Depth: 20¾"	Seat Height: 24½" Seat Width: 17¾" Seat Depth: 16½" Arm Height: 31¾"	1078					
 <p><b>4-Leg Base Armless</b> Mid Back 24" Seat Height Shell: Ply Seat: Upholstered Pad</p>	<b>QUPYL-04S24M</b>	19	Overall Height: 36¼" Overall Width: 22¾" Overall Depth: 20¾"	Seat Height: 24½" Seat Width: 17¾" Seat Depth: 16½"		862	940	1016	1095	1173
 <p><b>4-Leg Base Arms</b> Mid Back 24" Seat Height Shell: Ply Seat: Upholstered Pad Armcaps: None</p>	<b>QUPYLA-06S24M</b>	21	Overall Height: 36¼" Overall Width: 22¾" Overall Depth: 20¾"	Seat Height: 24½" Seat Width: 17¾" Seat Depth: 16½" Arm Height: 31¾"		1156	1235	1310	1388	1466

33" - 38" table heights are recommended for use with 24" stool

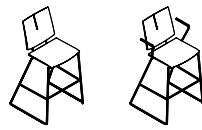
COM Yardage Refer to page 295.

Finish Options	Price
Chrome .....	\$ 165
Nickel .....	\$ 223
Powder Coat - Standard .....	n/c
Powder Coat - Premium .....	\$ 165

Frame Options	Code	Price
Hard Surface Glides - Nylon (set of 4) .....	GLD30	\$ 23
Hard Surface Glides - Felt (set of 4) .....	GLD31	\$ 23

Custom Charges	Code	Price
Powder Coat Alternative (per color) .....	OPA	call
Stain Finish Match (per finish) .....	OSM	\$ 996

**Quanta Max**  
Sled Stool - 29"  
Poly Shell



**VERSTEEL**

**Questions?**

800 876 2120

material / fabric grade >

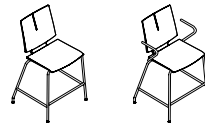
						Poly	2/COM	3	4	5	6
		Model#	Product Wt	Dimensions							
	<b>Sled Base Armless</b> 29" Seat Height Shell: Poly	<b>QUHDS-07S29</b>	19	Overall Height: 44½" Overall Width: 23¾" Overall Depth: 21"	Seat Height: 29¼" Seat Width: 17¾" Seat Depth: 16½"	553					
	<b>Sled Base Arms</b> 29" Seat Height Shell: Poly Armcaps: Poly	<b>QUHDSA-08S29</b>	21	Overall Height: 44½" Overall Width: 23¾" Overall Depth: 21"	Seat Height: 29¼" Seat Width: 17¾" Seat Depth: 16½" Arm Height: 37¾/16	719					
	<b>Sled Base Armless</b> 29" Seat Height Shell: Poly Seat: Upholstered Pad	<b>QUHDS-04S29</b>	19	Overall Height: 44½" Overall Width: 23¾" Overall Depth: 21"	Seat Height: 29¼" Seat Width: 17¾" Seat Depth: 16½"		628	705	784	861	938
	<b>Sled Base Arms</b> 29" Seat Height Shell: Poly Seat: Upholstered Pad Armcaps: Poly	<b>QUHDSA-06S29</b>	21	Overall Height: 44½" Overall Width: 23¾" Overall Depth: 21"	Seat Height: 29¼" Seat Width: 17¾" Seat Depth: 16½" Arm Height: 37¾/16		797	874	951	1028	1105





38" - 42" table heights are recommended for use with 29" stool

**COM Yardage**  
Refer to page 295.

**To Order, Specify...**

- 1 Model Number
- 2 Shell Color/Finish
- 3 Frame Color
- 4 Upholstery Selection
- 5 Frame Options



Description	Model#	Product Wt	Dimensions	material / fabric grade >					
				Poly	2/COM	3	4	5	6
 <b>4-Leg Base Armless</b> 29" Seat Height Shell: Poly	<b>QUHDL-07S29</b>	19	Overall Height: 43¾" Overall Width: 23" Overall Depth: 21" Seat Height: 30" Seat Width: 17¾" Seat Depth: 16½"	553					
 <b>4-Leg Base Arms</b> 29" Seat Height Shell: Poly Armcaps: None	<b>QUHDLA-08S29</b>	21	Overall Height: 43¾" Overall Width: 23" Overall Depth: 21" Seat Height: 30" Seat Width: 17¾" Seat Depth: 16½" Arm Height: 36½"	719					
 <b>4-Leg Base Armless</b> 29" Seat Height Shell: Poly Seat: Upholstered Pad	<b>QUHDL-04S29</b>	19	Overall Height: 43¾" Overall Width: 23" Overall Depth: 21" Seat Height: 30" Seat Width: 17¾" Seat Depth: 16½"		628	705	784	861	938
 <b>4-Leg Base Arms</b> 29" Seat Height Shell: Poly Seat: Upholstered Pad Armcaps: None	<b>QUHDLA-06S29</b>	21	Overall Height: 43¾" Overall Width: 23" Overall Depth: 21" Seat Height: 30" Seat Width: 17¾" Seat Depth: 16½" Arm Height: 36½"		797	874	951	1028	1105

38" - 42" table heights are recommended for use with 29" stool

COM Yardage Refer to page 295.

Finish Options	Price
Chrome .....	\$ 165
Nickel .....	\$ 223
Powder Coat - Standard .....	n/c
Powder Coat - Premium .....	\$ 165


Frame Options	Code	Price
Hard Surface Glides - Nylon (set of 4) .....	GLD30	\$ 23
Hard Surface Glides - Felt (set of 4) .....	GLD31	\$ 23

Custom Charges	Code	Price
Powder Coat Alternative (per color) .....	OPA	call
Poly Shell Alternative (per color) .....	OPS	call

## Quanta Max

### Sled Stool - 29"

Ply Shell







VERSTEEL

#### Questions?

800 876 2120

material / fabric grade &gt;


	Description	Model#	Product Wt	Dimensions		Ply	2/COM	3	4	5	6
	<b>Sled Base Armless</b> 29" Seat Height Shell: Ply	<b>QUPYS-07S29</b>	19	Overall Height: 44½" Overall Width: 23¾" Overall Depth: 21"	Seat Height: 29¼" Seat Width: 17¾" Seat Depth: 16½"	786					
	<b>Sled Base Arms</b> 29" Seat Height Shell: Ply Armcaps: Wood	<b>QUPYSA-08S29</b>	21	Overall Height: 44½" Overall Width: 23¾" Overall Depth: 21"	Seat Height: 29¼" Seat Width: 17¾" Seat Depth: 16½" Arm Height: 37¾/16	1078					
	<b>Sled Base Armless</b> 29" Seat Height Shell: Ply Seat: Upholstered Pad	<b>QUPYS-04S29</b>	19	Overall Height: 44½" Overall Width: 23¾" Overall Depth: 21"	Seat Height: 29¼" Seat Width: 17¾" Seat Depth: 16½"		862	940	1016	1095	1173
	<b>Sled Base Arms</b> 29" Seat Height Shell: Ply Seat: Upholstered Pad Armcaps: Wood	<b>QUPYSA-06S29</b>	21	Overall Height: 44½" Overall Width: 23¾" Overall Depth: 21"	Seat Height: 29¼" Seat Width: 17¾" Seat Depth: 16½" Arm Height: 37¾/16		1156	1235	1310	1388	1466





38" - 42" table heights  
are recommended for  
use with 29" stool

**COM Yardage**  
Refer to page 295.

#### To Order, Specify...

- 1 Model Number
- 2 Shell Color/Finish
- 3 Frame Color
- 4 Upholstery Selection
- 5 Frame Options



Description	Model#	Product Wt	Dimensions	material / fabric grade >					
				Ply	2/COM	3	4	5	6
 <b>4-Leg Base Armless</b> 29" Seat Height Shell: Ply	<b>QPYL-07S29</b>	19	Overall Height: 43¾" Overall Width: 23" Overall Depth: 21" Seat Height: 30" Seat Width: 17¾" Seat Depth: 16½"	786					
 <b>4-Leg Base Arms</b> 29" Seat Height Shell: Ply Armcaps: None	<b>QPYLA-08S29</b>	21	Overall Height: 43¾" Overall Width: 23" Overall Depth: 21" Seat Height: 30" Seat Width: 17¾" Seat Depth: 16½" Arm Height: 36½"	1078					
 <b>4-Leg Base Armless</b> 29" Seat Height Shell: Ply Seat: Upholstered Pad	<b>QPYL-04S29</b>	19	Overall Height: 43¾" Overall Width: 23" Overall Depth: 21" Seat Height: 30" Seat Width: 17¾" Seat Depth: 16½"		862	940	1016	1095	1173
 <b>4-Leg Base Arms</b> 29" Seat Height Shell: Ply Seat: Upholstered Pad Armcaps: None	<b>QPYLA-06S29</b>	21	Overall Height: 43¾" Overall Width: 23" Overall Depth: 21" Seat Height: 30" Seat Width: 17¾" Seat Depth: 16½" Arm Height: 36½"		1156	1235	1310	1388	1466


38" - 42" table heights are recommended for use with 29" stool

COM Yardage Refer to page 295.

Finish Options	Price
Chrome .....	\$ 165
Nickel.....	\$ 223
Powder Coat - Standard.....	n/c
Powder Coat - Premium.....	\$ 165





Frame Options	Code	Price
Hard Surface Glides - Nylon (set of 4).....	GLD30	\$ 23
Hard Surface Glides - Felt (set of 4).....	GLD31	\$ 23

Custom Charges	Code	Price
Powder Coat Alternative (per color) .....	OPA	call
Stain Finish Match (per finish).....	OSM	\$ 996

**Quanta Max**Sled Stool (Mid Back) - 29"  
Ply Shell**VERSTEEL****Questions?**

800 876 2120

material / fabric grade &gt;


	Description	Model#	Product Wt	Dimensions		Ply	2/COM	3	4	5	6
	<b>Sled Base Armless</b> Mid Back 29" Seat Height Shell: Ply	<b>QUPYS-07S29M</b>	19	Overall Height: 41½" Overall Width: 23¾" Overall Depth: 21"	Seat Height: 29¼" Seat Width: 17¾" Seat Depth: 16½"	786					
	<b>Sled Base Arms</b> Mid Back 29" Seat Height Shell: Ply Armcaps: Wood	<b>QUPYSA-08S29M</b>	21	Overall Height: 41½" Overall Width: 23¾" Overall Depth: 21"	Seat Height: 29¼" Seat Width: 17¾" Seat Depth: 16½" Arm Height: 37¾/16	1078					
	<b>Sled Base Armless</b> Mid Back 29" Seat Height Shell: Ply Seat: Upholstered Pad	<b>QUPYS-04S29</b>	19	Overall Height: 41½" Overall Width: 23¾" Overall Depth: 21"	Seat Height: 29¼" Seat Width: 17¾" Seat Depth: 16½"		862	940	1016	1095	1173
	<b>Sled Base Arms</b> Mid Back 29" Seat Height Shell: Ply Seat: Upholstered Pad Armcaps: Wood	<b>QUPYSA-06S29</b>	21	Overall Height: 41½" Overall Width: 23¾" Overall Depth: 21"	Seat Height: 29¼" Seat Width: 17¾" Seat Depth: 16½" Arm Height: 37¾/16		1156	1235	1310	1388	1466





38" - 42" table heights  
are recommended for  
use with 29" stool

**COM Yardage**  
Refer to page 295.

**To Order, Specify...**

- 1 Model Number
- 2 Shell Color/Finish
- 3 Frame Color
- 4 Upholstery Selection
- 5 Frame Options



Description	Model#	Product Wt	Dimensions	material / fabric grade >						
				Ply	2/COM	3	4	5	6	
 <b>4-Leg Base Armless</b> Mid Back 29" Seat Height Shell: Ply	<b>QUPYL-07S29M</b>	19	Overall Height: 41¼" Overall Width: 25½" Overall Depth: 25½"	Seat Height: 22" - 32" Seat Width: 18½" Seat Depth: 18" Seat to Footrest: 14½"	786					
 <b>4-Leg Base Arms</b> Mid Back 29" Seat Height Shell: Ply Armcaps: None	<b>QUPYLA-08S29M</b>	21	Overall Height: 41¼" Overall Width: 25½" Overall Depth: 25½"	Seat Height: 22" - 32" Seat Width: 18½" Seat Depth: 18" Seat to Footrest: 14½"	1078					
 <b>4-Leg Base Armless</b> Mid Back 29" Seat Height Shell: Ply Seat: Upholstered Pad	<b>QUPYL-04S29M</b>	19	Overall Height: 41¼" Overall Width: 25½" Overall Depth: 25½"	Seat Height: 22" - 32" Seat Width: 18½" Seat Depth: 18" Seat to Footrest: 14½"		862	940	1016	1095	1173
 <b>4-Leg Base Arms</b> Mid Back 29" Seat Height Shell: Ply Seat: Upholstered Pad Armcaps: None	<b>QUPYLA-06S29M</b>	21	Overall Height: 41¼" Overall Width: 26½" Overall Depth: 25½" Arm Height: 39"	Seat Height: 22 - 32" Seat Width: 18½" Seat Depth: 18" Between Arms: 23" Seat to Footrest: 14½"		1156	1235	1310	1388	1466

38" - 42" table heights are recommended for use with 29" stool

COM Yardage Refer to page 295.

Finish Options	Price
Chrome .....	\$ 165
Nickel.....	\$ 223
Powder Coat - Standard.....	n/c
Powder Coat - Premium.....	\$ 165

Frame Options	Code	Price
Hard Surface Glides - Nylon (set of 4).....	GLD30	\$ 23
Hard Surface Glides - Felt (set of 4).....	GLD31	\$ 23

Custom Charges	Code	Price
Powder Coat Alternative (per color) .....	OPA	call
Stain Finish Match (per finish).....	OSM	\$ 996

# Quanta Max







Swivel Base Chair  
Poly Shell



VERSTEEL

## Questions?


800 876 2120







				material / fabric grade >		Poly	2/COM	3	4	5	6
Description	Model#	Product Wt	Dimensions								
	<b>Swivel Armless</b> Shell: Poly	<b>QUHDRS-07</b>	23 Overall Height: 30½" Overall Width: 22¼" Overall Depth: 20¾"	Seat Height: 17½"-22½" Seat Width: 17¾" Seat Depth: 16½"		727					
	<b>Swivel Arms (Tube Stock)</b> Shell: Poly Armcaps: None	<b>QUHDRST-08</b>	24 Overall Height: 30½" Overall Width: 27" Overall Depth: 20¾"	Seat Height: 17½"-22½" Seat Width: 17¾" Seat Depth: 16½"		811					
	<b>Swivel Arms (Bar Stock)</b> Shell: Poly Armcaps: Poly	<b>QUHDRSA-08</b>	24 Overall Height: 30½" Overall Width: 27" Overall Depth: 20¾"	Seat Height: 17½"-22½" Seat Width: 17¾" Seat Depth: 16½"		961					
	<b>Swivel Armless</b> Shell: Poly Seat: Upholstered Pad	<b>QUHDRS-04</b>	23 Overall Height: 30½" Overall Width: 22¼" Overall Depth: 20¾"	Seat Height: 17½"-22½" Seat Width: 17¾" Seat Depth: 16½"			953	1029	1106	1184	1263
	<b>Swivel Arms (Tube Stock)</b> Shell: Poly Seat: Upholstered Pad Armcaps: None	<b>QUHDRST-06</b>	24 Overall Height: 30½" Overall Width: 27" Overall Depth: 20¾"	Seat Height: 17½"-22½" Seat Width: 17¾" Seat Depth: 16½"			1011	1089	1165	1243	1322
	<b>Swivel Arms (Bar Stock)</b> Shell: Poly Seat: Upholstered Pad Armcaps: Poly	<b>QUHDRSA-06</b>	24 Overall Height: 30½" Overall Width: 27" Overall Depth: 20¾"	Seat Height: 17½"-22½" Seat Width: 17¾" Seat Depth: 16½"			1153	1231	1308	1386	1461

COM Yardage  
Refer to page 295.

## To Order, Specify...

- 1 Model Number
- 2 Shell Color/Finish
- 3 Frame Color
- 4 Swivel Base Color
- 5 Upholstery Selection
- 6 Frame Options



Description	Model#	Product Wt	Dimensions	material / fabric grade >	Ply	2/COM	3	4	5	6	
						<b>Swivel Armless</b> Shell: Ply	<b>QUPYRS-07</b>	23	Overall Height: 30½" Overall Width: 22¼" Overall Depth: 20¾"	Seat Height: 17½-22½" Seat Width: 17¾" Seat Depth: 16½"	962
	<b>Swivel Arms (Tube Stock)</b> Shell: Ply Armcaps: None	<b>QUPYRST-08</b>	24	Overall Height: 30½" Overall Width: 27" Overall Depth: 20¾"	Seat Height: 17½-22½" Seat Width: 17¾" Seat Depth: 16½"	1045					
	<b>Swivel Arms (Bar Stock)</b> Shell: Ply Armcaps: Wood	<b>QUPYRSA-08</b>	24	Overall Height: 30½" Overall Width: 27" Overall Depth: 20¾"	Seat Height: 17½-22½" Seat Width: 17¾" Seat Depth: 16½"	1321					
	<b>Swivel Armless</b> Shell: Ply Seat: Upholstered Pad	<b>QUPYRS-04</b>	23	Overall Height: 30½" Overall Width: 22¼" Overall Depth: 20¾"	Seat Height: 17½-22½" Seat Width: 17¾" Seat Depth: 16½"		1187	1264	1341	1419	1499
	<b>Swivel Arms (Tube Stock)</b> Shell: Ply Seat: Upholstered Pad Armcaps: None	<b>QUPYRST-06</b>	24	Overall Height: 30½" Overall Width: 27" Overall Depth: 20¾"	Seat Height: 17½-22½" Seat Width: 17¾" Seat Depth: 16½"		1244	1323	1399	1477	1554
	<b>Swivel Arms (Bar Stock)</b> Shell: Ply Seat: Upholstered Pad Armcaps: Wood	<b>QUPYRSA-06</b>	24	Overall Height: 30½" Overall Width: 27" Overall Depth: 20¾"	Seat Height: 17½-22½" Seat Width: 17¾" Seat Depth: 16½"		1513	1589	1667	1745	1822

**COM Yardage**  
Refer to page 295.

Finish Options	Price
Chrome .....	\$ 165
Nickel.....	\$ 223
Powder Coat - Standard.....	n/c
Powder Coat - Premium.....	\$ 165

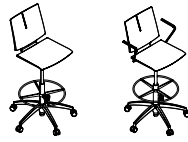
Swivel Base Options	Code	Price
Brushed Aluminum.....		n/c
Polished Aluminum.....		n/c
Powder Coat - Standard.....		n/c
Powder Coat - Premium.....		\$ 165

TRANSPARENT AND PLATINUM POWDER COAT NOT AVAILABLE

Custom Charges	Code	Price
Powder Coat Alternative (per color) .....	OPA	call
Poly Shell Alternative (per color).....	OPS	call
Stain Finish Match (per finish).....	OSM	\$ 996

Frame Options	Code	Price
Casters - Dual Wheel Black Nylon		
Hard Wheel (set of 4).....	CAS6I	n/c

**Quanta Max**  
Swivel Base Stool  
Poly Shell









**VERSTEEL**

**Questions?**

800 876 2120

material / fabric grade >


	Description	Model#	Product Wt	Dimensions (at highest cylinder height)		Poly	2/COM	3	4	5	6
	<b>Swivel Armless</b> Shell: Poly	<b>QUHDRS-07S</b>	25	Overall Height: 46½" Overall Width: 23¾" Overall Depth: 23"	Seat Height: 23½"-33½" Seat Width: 17¾" Seat Depth: 16½"	894					
	<b>Swivel Arms (Tube Stock)</b> Shell: Poly Armcaps: None	<b>QUHDRST-08S</b>	26	Overall Height: 46½" Overall Width: 23¾" Overall Depth: 23"	Seat Height: 23½"-33½" Seat Width: 17¾" Seat Depth: 16½" Arm Height: 41⅜"	979					
	<b>Swivel Arms (Bar Stock)</b> Shell: Poly Armcaps: Poly	<b>QUHDRSA-08S</b>	26	Overall Height: 46½" Overall Width: 23¾" Overall Depth: 23"	Seat Height: 23½"-33½" Seat Width: 17¾" Seat Depth: 16½" Arm Height: 41⅜"	1101					
	<b>Swivel Armless</b> Shell: Poly Seat: Upholstered Pad	<b>QUHDRS-04S</b>	25	Overall Height: 46½" Overall Width: 23¾" Overall Depth: 23"	Seat Height: 23½"-33½" Seat Width: 17¾" Seat Depth: 16½"		1122	1201	1277	1351	1429
	<b>Swivel Arms (Tube Stock)</b> Shell: Poly Seat: Upholstered Pad Armcaps: None	<b>QUHDRST-06S</b>	26	Overall Height: 46½" Overall Width: 23¾" Overall Depth: 23"	Seat Height: 23½"-33½" Seat Width: 17¾" Seat Depth: 16½" Arm Height: 41⅜"		1180	1256	1334	1412	1489
	<b>Swivel Arms (Bar Stock)</b> Shell: Poly Seat: Upholstered Pad Armcaps: Poly	<b>QUHDRSA-06S</b>	26	Overall Height: 46½" Overall Width: 23¾" Overall Depth: 23"	Seat Height: 23½"-33½" Seat Width: 17¾" Seat Depth: 16½" Arm Height: 41⅜"		1296	1373	1451	1529	1607







Footring available in  
Chrome only

**COM Yardage**  
Refer to page 295.

**To Order, Specify...**

- ① Model Number
- ② Shell Color/Finish
- ③ Frame Color
- ④ Swivel Base Color
- ⑤ Upholstery Selection
- ⑥ Frame Options



Description	Model#	Product Wt	Dimensions	material / fabric grade >						
				Ply	2/COM	3	4	5	6	
 <b>Swivel Armless</b> Shell: Ply	QUPYRS-07S	25	Overall Height: 46½" Overall Width: 23¾" Overall Depth: 23"	Seat Height: 23½-33½" Seat Width: 17¾" Seat Depth: 16½"	1128					
 <b>Swivel Arms (Tube Stock)</b> Shell: Ply Armcaps: None	QUPYRST-08S	26	Overall Height: 46½" Overall Width: 23¾" Overall Depth: 23"	Seat Height: 23½-33½" Seat Width: 17¾" Seat Depth: 16½" Arm Height: 41¾"	1213					
 <b>Swivel Arms (Bar Stock)</b> Shell: Ply Armcaps: Wood	QUPYRSA-08S	26	Overall Height: 46½" Overall Width: 23¾" Overall Depth: 23"	Seat Height: 23½-33½" Seat Width: 17¾" Seat Depth: 16½" Arm Height: 41¾"	1460					
 <b>Swivel Armless</b> Shell: Ply Seat: Upholstered Pad	QUPYRS-04S	25	Overall Height: 46½" Overall Width: 23¾" Overall Depth: 23"	Seat Height: 23½-33½" Seat Width: 17¾" Seat Depth: 16½"		1356	1433	1511	1586	1663
 <b>Swivel Arms (Tube Stock)</b> Shell: Ply Seat: Upholstered Pad Armcaps: None	QUPYRST-06S	26	Overall Height: 46½" Overall Width: 23¾" Overall Depth: 23"	Seat Height: 23½-33½" Seat Width: 17¾" Seat Depth: 16½" Arm Height: 41¾"		1413	1490	1568	1646	1723
 <b>Swivel Arms (Bar Stock)</b> Shell: Ply Seat: Upholstered Pad Armcaps: Wood	QUPYRSA-06S	26	Overall Height: 46½" Overall Width: 23¾" Overall Depth: 23"	Seat Height: 23½-33½" Seat Width: 17¾" Seat Depth: 16½" Arm Height: 41¾"		1657	1731	1810	1888	1966

Footring available in  
Chrome only

**COM Yardage**  
Refer to page 295.

Finish Options	Price
Chrome .....	\$ 165
Nickel .....	\$ 223
Powder Coat - Standard .....	n/c
Powder Coat - Premium .....	\$ 165

Swivel Base Options	Code	Price
Brushed Aluminum .....		n/c
Polished Aluminum .....		n/c
Powder Coat - Standard .....		n/c
Powder Coat - Premium .....		\$ 165

TRANSPARENT AND PLATINUM POWDER COAT NOT AVAILABLE

Custom Charges	Code	Price
Powder Coat Alternative (per color) .....	OPA	call
Poly Shell Alternative (per color) .....	OPS	call
Stain Finish Match (per finish) .....	OSM	\$ 996

Frame Options	Code	Price
Casters - Dual Wheel Black Nylon		
Hard Wheel (set of 4) .....	CAS6I	n/c

# Quanta Max

Swivel Base Stool (Mid Back)  
Ply Shell









VERSTEEL

## Questions?

800 876 2120

material / fabric grade &gt;

	Description	Model#	Product Wt	Dimensions (at highest cylinder height)		Poly	2/COM	3	4	5	6
	<b>Swivel Armless</b> Shell: Ply	QUPYRS-07SM	25	Overall Height: 43½" Overall Width: 23¾" Overall Depth: 23"	Seat Height: 23½"-33½" Seat Width: 17¾" Seat Depth: 16½"	1128					
	<b>Swivel Arms (Tube Stock)</b> Shell: Ply Armcaps: None	QUPYRST-08SM	26	Overall Height: 43½" Overall Width: 23¾" Overall Depth: 23"	Seat Height: 23½"-33½" Seat Width: 17¾" Seat Depth: 16½" Arm Height: 41¾"	1213					
	<b>Swivel Arms (Bar Stock)</b> Shell: Ply Armcaps: Wood	QUPYRSA-08SM	26	Overall Height: 43½" Overall Width: 23¾" Overall Depth: 23"	Seat Height: 23½"-33½" Seat Width: 17¾" Seat Depth: 16½" Arm Height: 41¾"	1460					
	<b>Swivel Armless</b> Shell: Ply Seat: Upholstered Pad	QUPYRS-04SM	25	Overall Height: 43½" Overall Width: 23¾" Overall Depth: 23"	Seat Height: 23½"-33½" Seat Width: 17¾" Seat Depth: 16½"		1356	1433	1511	1586	1663
	<b>Swivel Arms (Tube Stock)</b> Shell: Ply Seat: Upholstered Pad Armcaps: None	QUPYRST-06SM	26	Overall Height: 43½" Overall Width: 23¾" Overall Depth: 23"	Seat Height: 23½"-33½" Seat Width: 17¾" Seat Depth: 16½" Arm Height: 41¾"		1413	1490	1568	1646	1723
	<b>Swivel Arms (Bar Stock)</b> Shell: Ply Seat: Upholstered Pad Armcaps: Wood	QUPYRSA-06SM	26	Overall Height: 43½" Overall Width: 23¾" Overall Depth: 23"	Seat Height: 23½"-33½" Seat Width: 17¾" Seat Depth: 16½" Arm Height: 41¾"		1657	1731	1810	1888	1966

Footring available in  
Chrome only

**COM Yardage**  
Refer to page 295.

## To Order, Specify...

- 1 Model Number
- 2 Shell Color/Finish
- 3 Frame Color
- 4 Swivel Base Color
- 5 Upholstery Selection
- 6 Frame Options

**Finish Options**

	<b>Price</b>
Chrome .....	\$ 165
Nickel.....	\$ 223
Powder Coat - Standard.....	n/c
Powder Coat - Premium.....	\$ 165

**Swivel Base Options**

	<b>Code</b>	<b>Price</b>
Brushed Aluminum.....		n/c
Polished Aluminum.....		n/c
Powder Coat - Standard.....		n/c
Powder Coat - Premium.....		\$ 165

TRANSPARENT AND PLATINUM POWDER COAT NOT AVAILABLE

**Frame Options**

Casters - Dual Wheel Black Nylon		
Hard Wheel (set of 4).....	CAS61	n/c

**Custom Charges**

	<b>Code</b>	<b>Price</b>
Powder Coat Alternative (per color) .....	OPA	call
Poly Shell Alternative (per color) .....	OPS	call
Stain Finish Match (per finish).....	OSM	\$ 996

**Quanta Max**  
Poly Beam  
Armless



**VERSTEEL**







**Questions?**

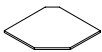
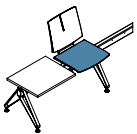
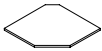
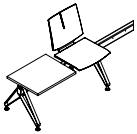

800 876 2120

top >  
edge >

edge ordering code >

edge ordering code >

	Laminate PVC	Laminate Wood	Veneer Wood
	Flat  <b>LPIS</b>	Flat  <b>LWIS</b>	Flat  <b>VWIS</b>
	Fluted  <b>LPFIS</b>	Fluted  <b>LWFIS</b>	Fluted  <b>VWFIS</b>
<b>Description</b>			
<b>Model#</b>			
<b>Product Wt</b>			
<b>Grade</b>			
<b>Standard Frame</b> 4-Leg Base Armless 1 Seat, 1 Top Right Shell: Poly	1514	1853	2441
<b>Corner Table Frame</b> 4-Leg Base Armless 1 Seat, 1 Top Right with Corner Table Left Shell: Poly	1675	2015	2606
<b>Corner Table</b> Ordered Separately	973	1603	2398
<b>Standard Frame</b> 4-Leg Base Armless 1 Seat, 1 Top Right Shell: Poly Seat: Upholstered Pad	2/COM 3 1746 4 1824 5 1856 6 1895	2086 2125 2164 2197 2233	2675 2714 2752 2785 2824
<b>Corner Table Frame</b> 4-Leg Base Armless 1 Seat, 1 Top Right with Corner Table Left Shell: Poly Seat: Upholstered Pad	2/COM 3 1947 4 1985 5 2017 6 2056	2247 2285 2325 2355 2395	2836 2877 2916 2946 2984
<b>Corner Table</b> Ordered Separately	973	1603	2398




**COM Yardage**  
Refer to page 295.

For model numbers that have a corner table option, the corner table must be purchased separately.  
Refer to pages 291 to 293 for dimensions.

**To Order, Specify...**

- 1 Model Number
- 2 Shell Color
- 3 Leg Color
- 4 Upholstery Selection
- 5 Top Material
- 6 Edge Detail and Color



						top >	Laminate	Laminate	Veneer
						edge >	PVC	Wood	Wood
							Flat	Flat	Flat
						edge ordering code >	<b>LPIS</b>	<b>LWIS</b>	<b>VWIS</b>
							Fluted	Fluted	Fluted
						edge ordering code >	<b>LPFIS</b>	<b>LWFIS</b>	<b>VWFIS</b>
	Description	Model#	Product Wt	Grade					
	<b>Standard Frame</b> 4-Leg Base Armless 1 Seat, 1 Top Left Shell: Poly	QUHDBL2-071	55	Poly		1514	1853	2441	
	<b>Corner Table Frame</b> 4-Leg Base Armless 1 Seat, 1 Top Left with Corner Table Right Shell: Poly	QUHDBL2-071R	66	Poly		1675	2015	2606	
	<b>Corner Table</b> Ordered Separately	AQUHDBL3 2939RE	22			973	1603	2398	
	<b>Standard Frame</b> 4-Leg Base Armless 1 Seat, 1 Top Left Shell: Poly Seat: Upholstered Pad	QUHDBL2-041	58	2/COM		1746	2086	2675	
					3	1784	2125	2714	
					4	1824	2164	2752	
					5	1856	2197	2785	
					6	1895	2233	2824	
	<b>Corner Table Frame</b> 4-Leg Base Armless 1 Seat, 1 Top Left with Corner Table Right Shell: Poly Seat: Upholstered Pad	QUHDBL2-041R	69	2/COM		1908	2247	2836	
					3	1947	2285	2877	
					4	1985	2325	2916	
					5	2017	2355	2946	
					6	2056	2395	2984	
	<b>Corner Table</b> Ordered Separately	AQUHDBL3 2939RE	22			973	1603	2398	

**COM Yardage**  
Refer to page 295.

For model numbers that have a corner table option, the corner table must be purchased separately.  
Refer to pages 291 to 293 for dimensions.

Finish Options	Price
Chrome .....	\$ 165
Nickel .....	\$ 223
Powder Coat - Standard .....	n/c
Powder Coat - Premium .....	\$ 165

TRANSPARENT AND PLATINUM POWDER COAT NOT AVAILABLE  
BEAM WILL ALWAYS BE BLACK

Wire Management Options	Code	Price
Wire Management Beam (per beam) .....	WHDS	\$ 256







**Power and Data Options**  
Please reference the Power + Data Price List


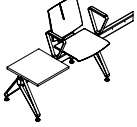


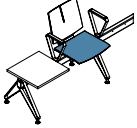

Custom Charges	Code	Price
Powder Coat Alternative (per color) .....	OPA	call
Poly Shell Alternative (per color) .....	OPS	call



**Questions?**

800 876 2120

top >	Laminate PVC	Laminate Wood	Veneer Wood
edge >	Flat 	Flat 	Flat 
edge ordering code >	<b>LP1S</b>	<b>LW1S</b>	<b>VW1S</b>
edge >	Fluted 	Fluted 	Fluted 
edge ordering code >	<b>LPF1S</b>	<b>LWF1S</b>	<b>VWF1S</b>

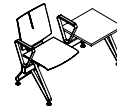
	Description	Model#	Product Wt	Grade				
	<b>Standard Frame</b> 4-Leg Base with Arms 1 Seat, 1 Top Right Shell: Poly	<b>QUHDBL2AA-07 3</b>	65	Poly		1774	2111	2700
	<b>Corner Table Frame</b> 4-Leg Base with Arms 1 Seat, 1 Top Right with Corner Table Left Shell: Poly	<b>QUHDBL2AA-07 3L</b>	73	Poly		1933	2272	2860
	<b>Corner Table</b> Ordered Separately	<b>AQUHDBL3 2634RE</b>	18			973	1603	2398
	<b>Standard Frame</b> 4-Leg Base with Arms 1 Seat, 1 Top Right Shell: Poly Seat: Upholstered Pad	<b>QUHDBL2AA-04 3</b>	67	2/COM		2007	2344	2935
				3		2044	2381	2973
				4		2082	2423	3011
				5		2114	2455	3041
				6		2153	2493	3082
	<b>Corner Table Frame</b> 4-Leg Base with Arms 1 Seat, 1 Top Right with Corner Table Left Shell: Poly Seat: Upholstered Pad	<b>QUHDBL2AA-04 3L</b>	76	2/COM		2166	2506	3096
				3		2205	2543	3134
				4		2244	2583	3175
				5		2275	2615	3205
				6		2314	2652	3242
	<b>Corner Table</b> Ordered Separately	<b>AQUHDBL3 2634RE</b>	18			973	1603	2398

**COM Yardage**  
Refer to page 295.

For model numbers that have a corner table option, the corner table must be purchased separately.  
Refer to pages 291 to 293 for dimensions.

**To Order, Specify...**

- 1 Model Number
- 2 Shell Color
- 3 Leg Color
- 4 Upholstery Selection
- 5 Top Material
- 6 Edge Detail and Color



Description	Model#	Product Wt	Grade	top > edge >		
				Laminate PVC	Laminate Wood	Veneer Wood
				edge ordering code >		
				Flat	Flat	Flat
				LP1S	LW1S	VW1S
				Fluted	Fluted	Fluted
				LPFIS	LWFIS	VWFIS
<b>Standard Frame</b> 4-Leg Base with Arms 1 Seat, 1 Top Left Shell: Poly	QUHDBL2AA-071	65	Poly	1774	2111	2700
<b>Corner Table Frame</b> 4-Leg Base with Arms 1 Seat, 1 Top Left with Corner Table Right Shell: Poly	QUHDBL2AA-07 IR	73	Poly	1933	2272	2860
<b>Corner Table</b> Ordered Separately	AQUHDBL3 2634RE	18		973	1603	2398
<b>Standard Frame</b> 4-Leg Base with Arms 1 Seat, 1 Top Left Shell: Poly Seat: Upholstered Pad	QUHDBL2AA-04 1	67	2/COM	2007	2344	2935
			3	2044	2381	2973
			4	2082	2423	3011
			5	2114	2455	3041
			6	2153	2493	3082
<b>Corner Table Frame</b> 4-Leg Base with Arms 1 Seat, 1 Top Left with Corner Table Right Shell: Poly Seat: Upholstered Pad	QUHDBL2AA-04 IR	78	2/COM	2166	2506	3096
			3	2205	2543	3134
			4	2244	2583	3175
			5	2275	2615	3205
			6	2314	2652	3242
<b>Corner Table</b> Ordered Separately	AQUHDBL3 2634RE	18		973	1603	2398

**COM Yardage**  
Refer to page 295.

For model numbers that have a corner table option, the corner table must be purchased separately.  
Refer to pages 291 to 293 for dimensions.

<b>Finish Options</b>	<b>Price</b>
Chrome .....	\$ 165
Nickel .....	\$ 223
Powder Coat - Standard .....	n/c
Powder Coat - Premium .....	\$ 165

TRANSPARENT AND PLATINUM POWDER COAT NOT AVAILABLE  
BEAM WILL ALWAYS BE BLACK

<b>Wire Management Options</b>	<b>Code</b>	<b>Price</b>
Wire Management Beam (per beam) .....	WHDS	\$ 256

**Power and Data Options**  
Please reference the Power + Data Price List







<b>Custom Charges</b>	<b>Code</b>	<b>Price</b>
Powder Coat Alternative (per color) .....	OPA	call
Poly Shell Alternative (per color) .....	OPS	call



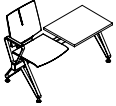
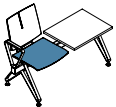
**Quanta Max**  
Poly Beam  
Arm on One End



**VERSTEEL**

**Questions?**  
800 876 2120

top > edge >	Laminate PVC	Laminate Wood	Veneer Wood
	Flat 	Flat 	Flat 
edge ordering code >	<b>LPIS</b>	<b>LWIS</b>	<b>VWIS</b>
	Fluted 	Fluted 	Fluted 
edge ordering code >	<b>LPFIS</b>	<b>LWFIS</b>	<b>VWFIS</b>

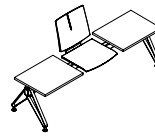
	Description	Model#	Product Wt	Grade			
	<b>Standard Frame</b> 4-Leg Base with Arm 1 Seat, 1 Top Right Shell: Poly	<b>QUHDBL2A-07 3</b>	61	Poly	1644	1982	2573
	<b>Standard Frame</b> 4-Leg Base with Arm 1 Seat, 1 Top Right Shell: Poly Seat: Upholstered Pad	<b>QUHDBL2A-04 3</b>	63	2/COM	1875	2214	2804
				3	1915	2254	2843
				4	1954	2292	2882
				5	1985	2325	2916
				6	2025	2363	2953
	<b>Standard Frame</b> 4-Leg Base with Arm 1 Seat, 1 Top Left Shell: Poly	<b>QUHDBL2A-07 1</b>	61	Poly	1644	1982	2573
	<b>Standard Frame</b> 4-Leg Base with Arm 1 Seat, 1 Top Left Shell: Poly Seat: Upholstered Pad	<b>QUHDBL2A-04 1</b>	67	2/COM	1875	2214	2804
				3	1915	2254	2843
				4	1954	2292	2882
				5	1985	2325	2916
				6	2025	2363	2953

**COM Yardage**  
Refer to page 295.

For model numbers that have a corner table option, the corner table must be purchased separately.  
Refer to pages 291 to 293 for dimensions.

**To Order, Specify...**

- 1 Model Number
- 2 Shell Color
- 3 Leg Color
- 4 Upholstery Selection
- 5 Top Material
- 6 Edge Detail and Color



					top >	Laminate	Laminate	Veneer
					edge >	PVC	Wood	Wood
						Flat	Flat	Flat
					edge ordering code >	<b>LPIS</b>	<b>LWIS</b>	<b>VWIS</b>
						Fluted	Fluted	Fluted
					edge ordering code >	<b>LPFIS</b>	<b>LWFIS</b>	<b>VWFIS</b>
	Description	Model#	Product Wt	Grade				
	<b>Standard Frame</b> 4-Leg Base Armless 2 Tops, 1 Seat Center Shell: Poly	QUHDBL3-07 C	77	Poly		2050	2727	4172
	<b>Standard Frame</b> 4-Leg Base Armless 2 Tops, 1 Seat Center Shell: Poly Seat: Upholstered Pad	QUHDBL3-04 C	79	2/COM		2282	2961	4403
				3		2319	2999	4444
				4		2358	3036	4482
				5		2392	3071	4515
				6		2430	3109	4555

**COM Yardage**  
Refer to page 295.

For model numbers that have a corner table option, the corner table must be purchased separately.  
Refer to pages 291 to 293 for dimensions.

Finish Options	Price
Chrome .....	\$ 165
Nickel.....	\$ 223
Powder Coat - Standard.....	n/c
Powder Coat - Premium.....	\$ 165

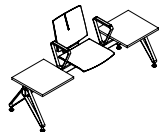
TRANSPARENT AND PLATINUM POWDER COAT NOT AVAILABLE  
BEAM WILL ALWAYS BE BLACK

Wire Management Options	Code	Price
Wire Management Beam (per beam) .....	WHDS	\$ 256

**Power and Data Options**  
Please reference the Power + Data Price List

Custom Charges	Code	Price
Powder Coat Alternative (per color) .....	OPA	call
Poly Shell Alternative (per color) .....	OPS	call

**Quanta Max**  
Poly Beam  
Arms



**VERSTEEL**

**Questions?**

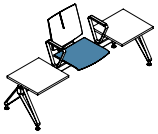
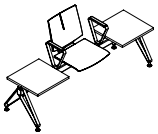
800 876 2120

top >  
edge >

edge ordering code >

edge ordering code >

	Laminate PVC	Laminate Wood	Veneer Wood
Flat			
<b>LPIS</b>	<b>LWIS</b>	<b>VWIS</b>	
Fluted			
<b>LPFIS</b>	<b>LWFIS</b>	<b>VWFIS</b>	
<b>Grade</b>			
Poly	2309	2984	4431
2/COM	2541	3217	4665
3	2581	3258	4701
4	2618	3295	4740
5	2650	3325	4772
6	2691	3366	4810




Description	Model#	Product Wt	Grade
<b>Standard Frame</b> 4-Leg Base with Arms 2 Tops, 1 Seat Center Shell: Poly	<b>QUHDBL3AA-07 C</b>	80	Poly
<b>Standard Frame</b> 4-Leg Base with Arms 2 Tops, 1 Seat Center Shell: Poly Seat: Upholstered Pad	<b>QUHDBL3AA-04 C</b>	83	2/COM 3 4 5 6

**COM Yardage**  
Refer to page 295.

For model numbers that have a corner table option, the corner table must be purchased separately.  
Refer to pages 291 to 293 for dimensions.

**To Order, Specify...**

- 1 Model Number
- 2 Shell Color
- 3 Leg Color
- 4 Upholstery Selection
- 5 Top Material
- 6 Edge Detail and Color



Description	Model#	Product Wt	Grade	top > edge >		
				Laminate PVC	Laminate Wood	Veneer Wood
				Flat  LP1S	Flat  LW1S	Flat  VW1S
				Fluted  LPF1S	Fluted  LWF1S	Fluted  VWF1S
			Seats Only (no table)			
<b>Standard Frame</b> 4-Leg Base Armless 2 Seats Shell: Poly	QUHDBL2-07	58	Poly	1484		
<b>Corner Table Frame</b> 4-Leg Base Armless 2 Seats with Corner Table Right Shell: Poly	QUHDBL2-07 R	68	Poly	1644		
<b>Corner Table</b> Ordered Separately	AQUHDBL3 2939RE	22			973	1603 2398
<b>Corner Table Frame</b> 4-Leg Base Armless 2 Seats with Corner Table Right Shell: Poly	QUHDBL2-07 L	68	Poly	1644		
<b>Corner Table</b> Ordered Separately	AQUHDBL3 2939RE	22			973	1603 2398

For model numbers that have a corner table option, the corner table must be purchased separately.  
Refer to pages 291 to 293 for dimensions.

Finish Options	Price
Chrome .....	\$ 165
Nickel.....	\$ 223
Powder Coat - Standard.....	n/c
Powder Coat - Premium.....	\$ 165


TRANSPARENT AND PLATINUM POWDER COAT NOT AVAILABLE  
BEAM WILL ALWAYS BE BLACK

Wire Management Options	Code	Price
Wire Management Beam (per beam) .....	WHDS	\$ 256

**Power and Data Options**  
Please reference the Power + Data Price List

Custom Charges	Code	Price
Powder Coat Alternative (per color) .....	OPA	call
Poly Shell Alternative (per color) .....	OPS	call

**Quanta Max**  
Poly Beam  
Armless



**VERSTEEL**

**Questions?**

800 876 2120

top >  
edge >

edge ordering code >

edge ordering code >  
Seats Only  
(no table)

	Laminate PVC	Laminate Wood	Veneer Wood
	Flat  <b>LPIS</b>	Flat  <b>LWIS</b>	Flat  <b>VWIS</b>
Seats Only (no table)	Fluted  <b>LPFIS</b>	Fluted  <b>LWFIS</b>	Fluted  <b>VWFIS</b>

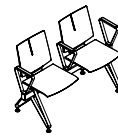
	Description	Model#	Product Wt	Grade			
	<b>Standard Frame</b>	<b>QUHDBL2-04</b>	62	2/COM	1947		
	4-Leg Base Armless			3	2025		
	2 Seats			4	2102		
	Shell: Poly			5	2166		
	Seat: Upholstered Pad			6	2244		
	<b>Corner Table Frame</b>	<b>QUHDBL2-04 R</b>	73	2/COM	2108		
	4-Leg Base Armless			3	2186		
	2 Seats with Corner Table Right			4	2262		
	Shell: Poly			5	2327		
	Seat: Upholstered Pad			6	2405		
	<b>Corner Table</b>	<b>AQUHDBL3 2939RE</b>	22			973	1603 2398
	<b>Corner Table Frame</b>	<b>QUHDBL2-04 L</b>	73	2/COM	2108		
	4-Leg Base Armless			3	2186		
	2 Seats with Corner Table Left			4	2262		
	Shell: Poly			5	2327		
	Seat: Upholstered Pad			6	2405		
	<b>Corner Table</b>	<b>AQUHDBL3 2939RE</b>	22			973	1603 2398

**COM Yardage**  
Refer to page 295.

For model numbers that have a corner table option, the corner table must be purchased separately.  
Refer to pages 291 to 293 for dimensions.

**To Order, Specify...**

- 1 Model Number
- 2 Shell Color
- 3 Leg Color
- 4 Upholstery Selection
- 5 Top Material
- 6 Edge Detail and Color



					top >	Laminate PVC	Laminate Wood	Veneer Wood	
					edge >		Flat	Flat	Flat
					edge ordering code >		<b>LP1S</b>	<b>LW1S</b>	<b>VW1S</b>
					edge ordering code >	Seats Only (no table)	<b>LPF1S</b>	<b>LWF1S</b>	<b>VWF1S</b>
Description	Model#	Product Wt	Grade						
<b>Standard Frame</b> 4-Leg Base with Arms 2 Seats Shell: Poly	<b>QUHDBL2AA-07</b>	71	Poly	1997					
<b>Corner Table Frame</b> 4-Leg Base with Arms 2 Seats with Corner Table Right Shell: Poly	<b>QUHDBL2AA-07 R</b>	80	Poly	2158					
<b>Corner Table</b> Ordered Separately	<b>AQUHDBL3 2634RE</b>	18			973	1603	2398		
<b>Corner Table Frame</b> 4-Leg Base with Arms 2 Seats with Corner Table Left Shell: Poly	<b>QUHDBL2AA-07 L</b>	80	Poly	2158					
<b>Corner Table</b> Ordered Separately	<b>AQUHDBL3 2634RE</b>	18			973	1603	2398		
<p>For model numbers that have a corner table option, the corner table must be purchased separately. Refer to pages 291 to 293 for dimensions.</p>									

Finish Options	Price
Chrome .....	\$ 165
Nickel.....	\$ 223
Powder Coat - Standard.....	n/c
Powder Coat - Premium.....	\$ 165

TRANSPARENT AND PLATINUM POWDER COAT NOT AVAILABLE  
BEAM WILL ALWAYS BE BLACK

Wire Management Options	Code	Price
Wire Management Beam (per beam) .....	WHDS	\$ 256

**Power and Data Options**  
Please reference the Power + Data Price List

Custom Charges	Code	Price
Powder Coat Alternative (per color) .....	OPA	call
Poly Shell Alternative (per color) .....	OPS	call

**Quanta Max**  
Poly Beam  
Arms on Both Seats



**VERSTEEL**

**Questions?**

800 876 2120

top >  
edge >

edge ordering code >

edge ordering code >  
Seats Only  
(no table)

Grade

2336  
3 2412  
4 2489  
5 2553  
6 2632

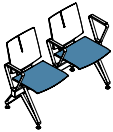
2495  
3 2573  
4 2650  
5 2714  
6 2793

973 1603 2398

2495  
3 2573  
4 2650  
5 2714  
6 2793

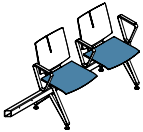
973 1603 2398

**Description** **Model#** **Product Wt** **Grade**



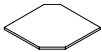
**Standard Frame**  
4-Leg Base with Arms  
2 Seats  
Shell: Poly  
Seat: Upholstered Pad

**QUHDBL2AA-04** 75



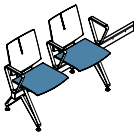
**Corner Table Frame**  
4-Leg Base with Arms  
2 Seats with  
Corner Table Right  
Shell: Poly  
Seat: Upholstered Pad

**QUHDBL2AA-04 R** 84



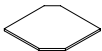
**Corner Table**  
Ordered Separately

**AQUHDBL3 2634RE** 18



**Corner Table Frame**  
4-Leg Base with Arms  
2 Seats with  
Corner Table Left  
Shell: Poly  
Seat: Upholstered Pad

**QUHDBL2AA-04 L** 84



**Corner Table**  
Ordered Separately

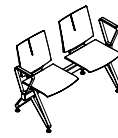
**AQUHDBL3 2634RE** 18

**COM Yardage**  
Refer to page 295.

For model numbers that have a corner table option, the corner table must be purchased separately.  
Refer to pages 291 to 293 for dimensions.

**To Order, Specify...**

- 1 Model Number
- 2 Shell Color
- 3 Leg Color
- 4 Upholstery Selection
- 5 Top Material
- 6 Edge Detail and Color



Description	Model#	Product Wt	Grade	edge ordering code >		
				Laminate PVC	Laminate Wood	Veneer Wood
				Flat  LP1S	Flat  LW1S	Flat  VW1S
				Fluted  LPF1S	Fluted  LWF1S	Fluted  VWF1S
			Seats Only (no table)			
<b>Standard Frame</b> 4-Leg Base with Arms 2 Seats Shell: Poly	<b>QUHDBL2A-07</b>	67	Poly	1745		
<b>Corner Table Frame</b> 4-Leg Base with Arms 2 Seats with Corner Table Right Shell: Poly	<b>QUHDBL2A-07 R</b>	76	Poly	1906		
<b>Corner Table</b> Ordered Separately	<b>AQUHDBL3 2634RE</b>	18			973	1603 2398
<b>Corner Table Frame</b> 4-Leg Base with Arms 2 Seats with Corner Table Left Shell: Poly	<b>QUHDBL2A-07 L</b>	76	Poly	1906		
<b>Corner Table</b> Ordered Separately	<b>AQUHDBL3 2634RE</b>	18			973	1603 2398
<p>For model numbers that have a corner table option, the corner table must be purchased separately. Refer to pages 291 to 293 for dimensions.</p>						

Finish Options	Price
Chrome .....	\$ 165
Nickel.....	\$ 223
Powder Coat - Standard.....	n/c
Powder Coat - Premium.....	\$ 165

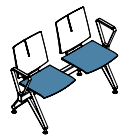
TRANSPARENT AND PLATINUM POWDER COAT NOT AVAILABLE  
BEAM WILL ALWAYS BE BLACK

Wire Management Options	Code	Price
Wire Management Beam (per beam) .....	WHDS	\$ 256

**Power and Data Options**  
Please reference the Power + Data Price List

Custom Charges	Code	Price
Powder Coat Alternative (per color) .....	OPA	call
Poly Shell Alternative (per color) .....	OPS	call

**Quanta Max**  
Poly Beam  
Arms on Ends



**VERSTEEL**

**Questions?**

800 876 2120

top >  
edge >

edge ordering code >

edge ordering code >  
Seats Only  
(no table)

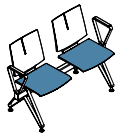
Grade

2075  
3 2153  
4 2231  
5 2295  
6 2375

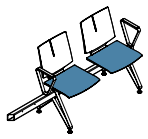
2235  
3 2314  
4 2392  
5 2458  
6 2535

2235  
3 2314  
4 2392  
5 2458  
6 2535

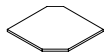
Laminate PVC	Laminate Wood	Veneer Wood
Flat  <b>LPIS</b>	Flat  <b>LWIS</b>	Flat  <b>VWIS</b>
Fluted  <b>LPFIS</b>	Fluted  <b>LWFIS</b>	Fluted  <b>VWFIS</b>
973	1603	2398
973	1603	2398



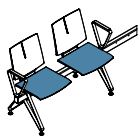
Description	Model#	Product Wt	Grade
<b>Standard Frame</b> 4-Leg Base with Arms 2 Seats Shell: Poly Seat: Upholstered Pad	<b>QUHDBL2A-04</b>	72	2/COM



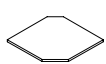
Description	Model#	Product Wt	Grade
<b>Corner Table Frame</b> 4-Leg Base with Arms 2 Seats with Corner Table Right Shell: Poly Seat: Upholstered Pad	<b>QUHDBL2A-04 R</b>	81	2/COM



<b>Corner Table</b> Sold Separately	<b>AQUHDBL3 2634RE</b>	18	
--	------------------------	----	--



Description	Model#	Product Wt	Grade
<b>Corner Table Frame</b> 4-Leg Base with Arms 2 Seats with Corner Table Left Shell: Poly Seat: Upholstered Pad	<b>QUHDBL2A-04 L</b>	81	2/COM



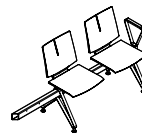
<b>Corner Table</b> Sold Separately	<b>AQUHDBL3 2634RE</b>	18	
--	------------------------	----	--

**COM Yardage**  
Refer to page 295.

For model numbers that have a corner table option, the corner table must be purchased separately.  
Refer to pages 291 to 293 for dimensions.

**To Order, Specify...**

- 1 Model Number
- 2 Shell Color
- 3 Leg Color
- 4 Upholstery Selection
- 5 Top Material
- 6 Edge Detail and Color



						top >	Laminate PVC	Laminate Wood	Veneer Wood
						edge >	Flat	Flat	Flat
						edge ordering code >	LPIS	LWIS	VWIS
						edge ordering code >	Seats Only (no table)	Fluted	Fluted
						edge ordering code >	LPFIS	LWFIS	VWFIS
Description	Model#	Product Wt	Grade						
	<b>Corner Table Frame</b> 4-Leg Base with Arm 2 Seats with Corner Table Right Shell: Poly	QUHDBL2AE-07 R	74	Poly	1901				
	<b>Corner Table</b> Ordered Separately	AQUHDBL3 2634RE	18			973	1603	2398	
	<b>Corner Table Frame</b> 4-Leg Base with Arm 2 Seats with Corner Table Left Shell: Poly	QUHDBL2AE-07 L	74	Poly	1901				
	<b>Corner Table</b> Ordered Separately	AQUHDBL3 2634RE	18			973	1603	2398	
	<b>Corner Table Frame</b> 4-Leg Base with Arm 2 Seats with Corner Table Right Shell: Poly Seat: Upholstered Pad	QUHDBL2AE-04 R	78	2/COM	1850				
				3	1928				
				4	2007				
				5	2070				
				6	2148				
<b>Corner Table</b> Ordered Separately	AQUHDBL3 2634RE	18				973	1603	2398	
	<b>Corner Table Frame</b> 4-Leg Base with Arm 2 Seats with Corner Table Left Shell: Poly Seat: Upholstered Pad	QUHDBL2AE-04 L	78	2/COM	1850				
				3	1928				
				4	2007				
				5	2070				
				6	2148				
<b>Corner Table</b> Ordered Separately	AQUHDBL3 2634RE	18				973	1603	2398	

**COM Yardage**  
Refer to page 295.

For model numbers that have a corner table option, the corner table must be purchased separately.  
Refer to pages 291 to 293 for dimensions.

Finish Options	Price
Chrome .....	\$ 165
Nickel .....	\$ 223
Powder Coat - Standard .....	n/c
Powder Coat - Premium .....	\$ 165


TRANSPARENT AND PLATINUM POWDER COAT NOT AVAILABLE  
BEAM WILL ALWAYS BE BLACK

Wire Management Options	Code	Price
Wire Management Beam (per beam) .....	WHDS	\$ 256

**Power and Data Options**  
Please reference the Power + Data Price List

Custom Charges	Code	Price
Powder Coat Alternative (per color) .....	OPA	call
Poly Shell Alternative (per color) .....	OPS	call

**Quanta Max**  
Poly Beam  
Armless



**VERSTEEL**







**Questions?**


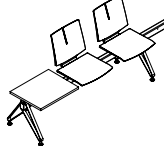
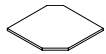


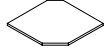
800 876 2120

top >  
edge >

edge ordering code >

edge ordering code >

	Laminate PVC	Laminate Wood	Veneer Wood
	Flat  <b>LPIS</b>	Flat  <b>LWIS</b>	Flat  <b>VWIS</b>
	Fluted  <b>LPFIS</b>	Fluted  <b>LWFIS</b>	Fluted  <b>VWFIS</b>
	1947	2285	2877
	2108	2446	3036
	973	1603	2398
	2412	2749	3342
	2495	2832	3424
	2567	2905	3497
	2632	2971	3560
	2708	3047	3636
	2573	2911	3503
	2650	2988	3579
	2727	3064	3658
	2793	3131	3720
	2869	3207	3799
	973	1603	2398

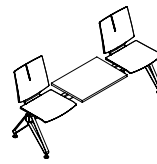
	Description	Model#	Product Wt	Grade
	<b>Standard Frame</b> 4-Leg Base Armless 2 Seats, 1 Top Right Shell: Poly	<b>QUHDBL3-07 3</b>	80	Poly
	<b>Corner Table Frame</b> 4-Leg Base Armless 2 Seats, 1 Top Right with Corner Table Left Shell: Poly	<b>QUHDBL3-07 3L</b>	91	Poly
	<b>Corner Table</b> Ordered Separately	<b>AQUHDBL3 2939RE</b>	22	
	<b>Standard Frame</b> 4-Leg Base Armless 2 Seats, 1 Top Right Shell: Poly Seat: Upholstered Pad	<b>QUHDBL3-04 3</b>	83	2/COM 3 4 5 6
	<b>Corner Table Frame</b> 4-Leg Base Armless 2 Seats, 1 Top Right with Corner Table Left Shell: Poly Seat: Upholstered Pad	<b>QUHDBL3-04 3L</b>	94	2/COM 3 4 5 6
	<b>Corner Table</b> Ordered Separately	<b>AQUHDBL3 2939RE</b>	22	

**COM Yardage**  
Refer to page 295.

For model numbers that have a corner table option, the corner table must be purchased separately.  
Refer to pages 291 to 293 for dimensions.

**To Order, Specify...**

- 1 Model Number
- 2 Shell Color
- 3 Leg Color
- 4 Upholstery Selection
- 5 Top Material
- 6 Edge Detail and Color



Description	Model#	Product Wt	Grade	top > edge >		
				Laminate PVC	Laminate Wood	Veneer Wood
				Flat  edge ordering code > <b>LPIS</b>	Flat  edge ordering code > <b>LWIS</b>	Flat  edge ordering code > <b>VWIS</b>
				Fluted  edge ordering code > <b>LPFIS</b>	Fluted  edge ordering code > <b>LWFIS</b>	Fluted  edge ordering code > <b>VWFIS</b>
<b>Standard Frame</b> 4-Leg Base Armless 2 Seats, 1 Top Center Shell: Poly	<b>QUHDBL3-072</b>	80	Poly	1947	2285	2877
<b>Corner Table Frame</b> 4-Leg Base Armless 2 Seats, 1 Top Center with Corner Table Right Shell: Poly	<b>QUHDBL3-072R</b>	91	Poly	2108	2446	3036
<b>Corner Table</b> Ordered Separately	<b>AQUHDBL3 2939RE</b>	22		973	1603	2398
<b>Corner Table Frame</b> 4-Leg Base Armless 2 Seats, 1 Top Center with Corner Table Left Shell: Poly	<b>QUHDBL3-072L</b>	91	Poly	2108	2446	3036
<b>Corner Table</b> Ordered Separately	<b>AQUHDBL3 2939RE</b>	22		973	1603	2398

For model numbers that have a corner table option, the corner table must be purchased separately.  
Refer to pages 291 to 293 for dimensions.

Finish Options	Price
Chrome .....	\$ 165
Nickel .....	\$ 223
Powder Coat - Standard .....	n/c
Powder Coat - Premium .....	\$ 165

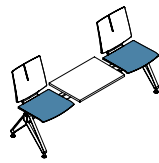
TRANSPARENT AND PLATINUM POWDER COAT NOT AVAILABLE  
BEAM WILL ALWAYS BE BLACK

Wire Management Options	Code	Price
Wire Management Beam (per beam) .....	WHDS	\$ 256

**Power and Data Options**  
Please reference the Power + Data Price List

Custom Charges	Code	Price
Powder Coat Alternative (per color) .....	OPA	call
Poly Shell Alternative (per color) .....	OPS	call







**Quanta Max**  
Poly Beam  
Armless

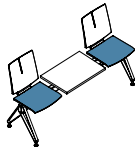
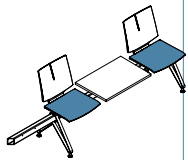
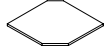
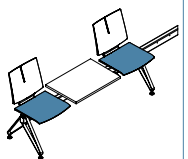
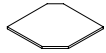


**VERSTEEL**

**Questions?**

800 876 2120

top >	Laminate PVC	Laminate Wood	Veneer Wood
edge >	Flat 	Flat 	Flat 
edge ordering code >	<b>LPIS</b>	<b>LWIS</b>	<b>VWIS</b>
edge >	Fluted 	Fluted 	Fluted 
edge ordering code >	<b>LPFIS</b>	<b>LWFIS</b>	<b>VWFIS</b>


	Description	Model#	Product Wt	Grade			
	<b>Standard Frame</b>	<b>QUHDBL3-04 2</b>	83	2/COM	2412	2749	3342
	4-Leg Base Armless			3	2495	2832	3424
	2 Seats, 1 Top Center			4	2567	2905	3497
	Shell: Poly			5	2632	2971	3560
	Seat: Upholstered Pad			6	2708	3047	3636
	<b>Corner Table Frame</b>	<b>QUHDBL3-04 2R</b>	94	2/COM	2573	2911	3503
	4-Leg Base Armless			3	2650	2988	3579
	2 Seats, 1 Top Center with Corner Table Right			4	2727	3064	3658
	Shell: Poly			5	2793	3131	3720
	Seat: Upholstered Pad			6	2869	3207	3799
	<b>Corner Table</b>	<b>AQUHDBL3 2939RE</b>	22		973	1603	2398
Ordered Separately							
	<b>Corner Table Frame</b>	<b>QUHDBL3-04 2L</b>	94	2/COM	2573	2911	3503
	4-Leg Base Armless			3	2650	2988	3579
	2 Seats, 1 Top Center with Corner Table Left			4	2727	3064	3658
	Shell: Poly			5	2793	3131	3720
	Seat: Upholstered Pad			6	2869	3207	3799
	<b>Corner Table</b>	<b>AQUHDBL3 2939RE</b>	22		973	1603	2398
Ordered Separately							







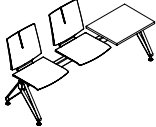


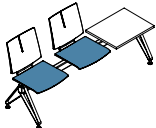
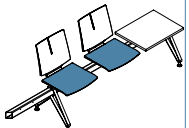

**COM Yardage**  
Refer to page 295.

For model numbers that have a corner table option, the corner table must be purchased separately.  
Refer to pages 291 to 293 for dimensions.

**To Order, Specify...**

- 1 Model Number
- 2 Shell Color
- 3 Leg Color
- 4 Upholstery Selection
- 5 Top Material
- 6 Edge Detail and Color



Description	Model#	Product Wt	Grade	top > edge >		
				Laminate PVC	Laminate Wood	Veneer Wood
				Flat  edge ordering code > <b>LPIS</b>	Flat  edge ordering code > <b>LWIS</b>	Flat  edge ordering code > <b>VWIS</b>
				Fluted  edge ordering code > <b>LPFIS</b>	Fluted  edge ordering code > <b>LWFIS</b>	Fluted  edge ordering code > <b>VWFIS</b>
 <b>Standard Frame</b> 4-Leg Base Armless 2 Seats, 1 Top Left Shell: Poly	QUHDBL3-071	80	Poly	1947	2285	2877
 <b>Corner Table Frame</b> 4-Leg Base Armless 2 Seats, 1 Top Left with Corner Table Right Shell: Poly	QUHDBL3-071R	91	Poly	2108	2446	3036
 <b>Corner Table</b> Ordered Separately	AQUHDBL3 2939RE	22		973	1603	2398
 <b>Standard Frame</b> 4-Leg Base Armless 2 Seats, 1 Top Left Shell: Poly Seat: Upholstered Pad	QUHDBL3-041	83	2/COM	2412	2749	3342
			3	2495	2832	3424
			4	2567	2905	3497
			5	2632	2971	3560
			6	2708	3047	3636
 <b>Corner Table Frame</b> 4-Leg Base Armless 2 Seats, 1 Top Left with Corner Table Right Shell: Poly Seat: Upholstered Pad	QUHDBL3-041R	94	2/COM	2573	2911	3503
			3	2650	2988	3579
			4	2727	3064	3658
			5	2793	3131	3720
			6	2869	3207	3799
 <b>Corner Table</b> Ordered Separately	AQUHDBL3 2939RE	22		973	1603	2398

**COM Yardage**  
Refer to page 295.

For model numbers that have a corner table option, the corner table must be purchased separately.  
Refer to pages 291 to 293 for dimensions.

Finish Options	Price
Chrome .....	\$ 165
Nickel .....	\$ 223
Powder Coat - Standard .....	n/c
Powder Coat - Premium .....	\$ 165


TRANSPARENT AND PLATINUM POWDER COAT NOT AVAILABLE  
BEAM WILL ALWAYS BE BLACK

Wire Management Options	Code	Price
Wire Management Beam (per beam) .....	WHDS	\$ 256

**Power and Data Options**  
Please reference the Power + Data Price List

Custom Charges	Code	Price
Powder Coat Alternative (per color) .....	OPA	call
Poly Shell Alternative (per color) .....	OPS	call

**Quanta Max**  
Poly Beam  
Arms on Both Seats



**VERSTEEL**







**Questions?**


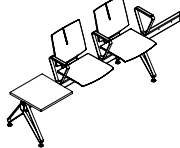
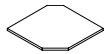


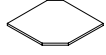
800 876 2120

top >  
edge >

edge ordering code >

edge ordering code >

	Laminate PVC	Laminate Wood	Veneer Wood
	Flat  <b>LPIS</b>	Flat  <b>LWIS</b>	Flat  <b>VWIS</b>
	Fluted  <b>LPFIS</b>	Fluted  <b>LWFIS</b>	Fluted  <b>VWFIS</b>
	2462	2801	3393
	2623	2963	3552
	973	1603	2398
	2927	3266	3858
	3003	3344	3934
	3082	3422	4013
	3148	3484	4076
	3226	3564	4154
	3088	3427	4018
	3165	3505	4096
	3242	3582	4172
	3310	3647	4237
	3388	3723	4315
	973	1603	2398

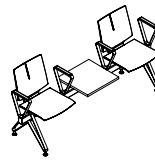
	Description	Model#	Product Wt	Grade
	<b>Standard Frame</b> 4-Leg Base with Arms 2 Seats, 1 Top Right Shell: Poly	<b>QUHDBL3AA-07 3</b>	88	Poly
	<b>Corner Table Frame</b> 4-Leg Base with Arms 2 Seats, 1 Top Right with Corner Table Left Shell: Poly	<b>QUHDBL3AA-07 3L</b>	97	Poly
	<b>Corner Table</b> Ordered Separately	<b>AQUHDBL3 2634RE</b>	18	
	<b>Standard Frame</b> 4-Leg Base with Arms 2 Seats, 1 Top Right Shell: Poly Seat: Upholstered Pad	<b>QUHDBL3AA-04 3</b>	96	2/COM 3 4 5 6
	<b>Corner Table Frame</b> 4-Leg Base with Arms 2 Seats, 1 Top Right with Corner Table Left Shell: Poly Seat: Upholstered Pad	<b>QUHDBL3AA-04 3L</b>	104	2/COM 3 4 5 6
	<b>Corner Table</b> Ordered Separately	<b>AQUHDBL3 2634RE</b>	18	

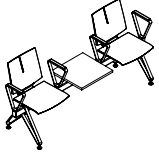
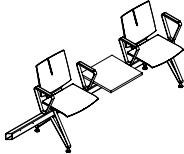
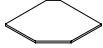

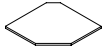
**COM Yardage**  
Refer to page 295.

For model numbers that have a corner table option, the corner table must be purchased separately.  
Refer to pages 291 to 293 for dimensions.

**To Order, Specify...**

- 1 Model Number
- 2 Shell Color
- 3 Leg Color
- 4 Upholstery Selection
- 5 Top Material
- 6 Edge Detail and Color



Description	Model#	Product Wt	Grade	top > edge >		
				Laminate PVC	Laminate Wood	Veneer Wood
 <b>Standard Frame</b> 4-Leg Base with Arms 2 Seats, 1 Top Center Shell: Poly	QUHDBL3AA-07 2	93	Poly	Flat	Flat	Flat
				edge ordering code > <b>LPIS</b>	edge ordering code > <b>LWIS</b>	edge ordering code > <b>VWIS</b>
 <b>Corner Table Frame</b> 4-Leg Base with Arms 2 Seats, 1 Top Center with Corner Table Right Shell: Poly	QUHDBL3AA-07 2R	102	Poly	Fluted	Fluted	Fluted
				edge ordering code > <b>LPFIS</b>	edge ordering code > <b>LWFIS</b>	edge ordering code > <b>VWFIS</b>
 <b>Corner Table</b> Ordered Separately	AQUHDBL3 2634RE	18		973	1603	2398
 <b>Corner Table Frame</b> 4-Leg Base with Arms 2 Seats, 1 Top Center with Corner Table Left Shell: Poly	QUHDBL3AA-07 2L	102	Poly	Fluted	Fluted	Fluted
				edge ordering code > <b>LPFIS</b>	edge ordering code > <b>LWFIS</b>	edge ordering code > <b>VWFIS</b>
 <b>Corner Table</b> Ordered Separately	AQUHDBL3 2634RE	18		973	1603	2398

For model numbers that have a corner table option, the corner table must be purchased separately.  
Refer to pages 291 to 293 for dimensions.

Finish Options	Price
Chrome .....	\$ 165
Nickel.....	\$ 223
Powder Coat - Standard.....	n/c
Powder Coat - Premium.....	\$ 165

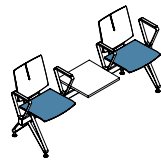
TRANSPARENT AND PLATINUM POWDER COAT NOT AVAILABLE  
BEAM WILL ALWAYS BE BLACK

Wire Management Options	Code	Price
Wire Management Beam (per beam) .....	WHDS	\$ 256

**Power and Data Options**  
Please reference the Power + Data Price List

Custom Charges	Code	Price
Powder Coat Alternative (per color) .....	OPA	call
Poly Shell Alternative (per color) .....	OPS	call

**Quanta Max**  
Poly Beam  
Arms on Both Seats



**VERSTEEL**







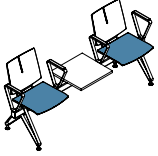
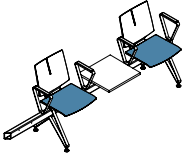

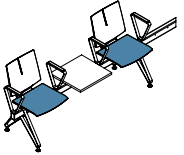

**Questions?**

800 876 2120

top >  
edge >

edge ordering code >

edge ordering code >

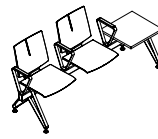
	Laminate PVC	Laminate Wood	Veneer Wood			
	Flat 	Flat 	Flat 			
	<b>LPIS</b>	<b>LWIS</b>	<b>VWIS</b>			
	Fluted 	Fluted 	Fluted 			
	<b>LPFIS</b>	<b>LWFIS</b>	<b>VWFIS</b>			
Description	Model#	Product Wt	Grade			
 <p><b>Standard Frame</b> 4-Leg Base with Arms 2 Seats, 1 Top Center Shell: Poly Seat: Upholstered Pad</p>	<b>QUHDBL3AA-04 2</b>	98	2/COM	2927	3266	3858
			3	3003	3344	3934
			4	3082	3422	4013
			5	3148	3484	4076
			6	3226	3564	4154
			 <p><b>Corner Table Frame</b> 4-Leg Base with Arms 2 Seats, 1 Top Center with Corner Table Right Shell: Poly Seat: Upholstered Pad</p>	<b>QUHDBL3AA-04 2R</b>	106	2/COM
3	3165	3505				4096
4	3242	3582				4172
5	3310	3647				4237
6	3388	3723				4315
 <p><b>Corner Table</b> Ordered Separately</p>	<b>AQUHDBL3 2634RE</b>	18				
 <p><b>Corner Table Frame</b> 4-Leg Base with Arms 2 Seats, 1 Top Center with Corner Table Left Shell: Poly Seat: Upholstered Pad</p>	<b>QUHDBL3AA-04 2L</b>	106	2/COM	3088	3427	4018
			3	3165	3505	4096
			4	3242	3582	4172
			5	3310	3647	4237
			6	3388	3723	4315
			 <p><b>Corner Table</b> Ordered Separately</p>	<b>AQUHDBL3 2634RE</b>	18	

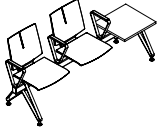
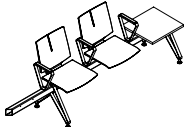

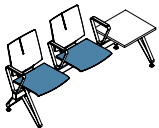
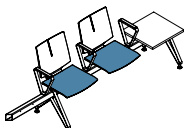
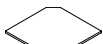
**COM Yardage**  
Refer to page 295.

For model numbers that have a corner table option, the corner table must be purchased separately.  
Refer to pages 291 to 293 for dimensions.

**To Order, Specify...**

- 1 Model Number
- 2 Shell Color
- 3 Leg Color
- 4 Upholstery Selection
- 5 Top Material
- 6 Edge Detail and Color



Description	Model#	Product Wt	Grade	top > edge >		
				Laminate PVC	Laminate Wood	Veneer Wood
				edge ordering code >		
				LPIS	LWIS	VWIS
				edge ordering code >		
				LPFIS	LWFIS	VWFIS
 <b>Standard Frame</b> 4-Leg Base with Arms 2 Seats, 1 Top Left Shell: Poly	QUHDBL3AA-071	88	Poly	2462	2801	3393
 <b>Corner Table Frame</b> 4-Leg Base with Arms 2 Seats, 1 Top Left with Corner Table Right Shell: Poly	QUHDBL3AA-071R	97	Poly	2623	2963	3552
 <b>Corner Table</b> Ordered Separately	AQUHDBL3 2634RE	18		973	1603	2398
 <b>Standard Frame</b> 4-Leg Base with Arms 2 Seats, 1 Top Left Shell: Poly Seat: Upholstered Pad	QUHDBL3AA-041	96	2/COM	2927	3266	3858
				3	3003	3344
				4	3082	3422
				5	3148	3484
				6	3226	3564
 <b>Corner Table Frame</b> 4-Leg Base with Arms 2 Seats, 1 Top Left with Corner Table Right Shell: Poly Seat: Upholstered Pad	QUHDBL3AA-041R	104	2/COM	3088	3427	4018
				3	3165	3505
				4	3242	3582
				5	3310	3647
				6	3388	3723
 <b>Corner Table</b> Ordered Separately	AQUHDBL3 2634RE	18		973	1603	2398

**COM Yardage**  
Refer to page 295.

For model numbers that have a corner table option, the corner table must be purchased separately.  
Refer to pages 291 to 293 for dimensions.

Finish Options	Price
Chrome .....	\$ 165
Nickel .....	\$ 223
Powder Coat - Standard .....	n/c
Powder Coat - Premium .....	\$ 165


TRANSPARENT AND PLATINUM POWDER COAT NOT AVAILABLE  
BEAM WILL ALWAYS BE BLACK

Wire Management Options	Code	Price
Wire Management Beam (per beam) .....	WHDS	\$ 256

**Power and Data Options**  
Please reference the Power + Data Price List

Custom Charges	Code	Price
Powder Coat Alternative (per color) .....	OPA	call
Poly Shell Alternative (per color) .....	OPS	call

**Quanta Max**  
Poly Beam  
Arms on Ends



**VERSTEEL**







**Questions?**

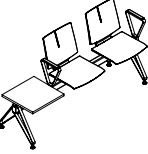
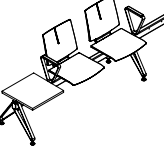


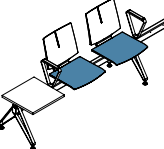

800 876 2120

top >  
edge >

edge ordering code >

edge ordering code >

top > edge >	Laminate PVC	Laminate Wood	Veneer Wood
	Flat  <b>LPIS</b>	Flat  <b>LWIS</b>	Flat  <b>VWIS</b>
	Fluted  <b>LPFIS</b>	Fluted  <b>LWFIS</b>	Fluted  <b>VWFIS</b>
	2205	2543	3134
	2366	2704	3295
	973	1603	2398
	2668	3008	3598
	2746	3084	3676
	2824	3162	3752
	2890	3230	3819
	2967	3307	3894
	2829	3169	3758
	2907	3246	3836
	2984	3322	3914
	3051	3391	3980
	3127	3468	4055
	973	1603	2398

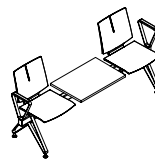
	Description	Model#	Product Wt	Grade
	<b>Standard Frame</b> 4-Leg Base with Arms 2 Seats, 1 Top Right Shell: Poly	<b>QUHDBL3A-07 3</b>	88	Poly
	<b>Corner Table Frame</b> 4-Leg Base with Arms 2 Seats, 1 Top Right with Corner Table Left Shell: Poly	<b>QUHDBL3A-07 3L</b>	96	Poly
	<b>Corner Table</b> Ordered Separately	<b>AQUHDBL3 2634RE</b>	18	
	<b>Standard Frame</b> 4-Leg Base with Arms 2 Seats, 1 Top Right Shell: Poly Seat: Upholstered Pad	<b>QUHDBL3A-04 3</b>	92	2/COM 3 4 5 6
	<b>Corner Table Frame</b> 4-Leg Base with Arms 2 Seats, 1 Top Right with Corner Table Left Shell: Poly Seat: Upholstered Pad	<b>QUHDBL3A-04 3L</b>	102	2/COM 3 4 5 6
	<b>Corner Table</b> Ordered Separately	<b>AQUHDBL3 2634RE</b>	18	

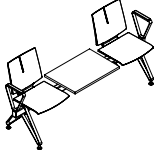
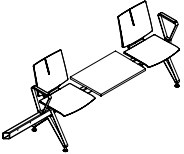
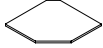
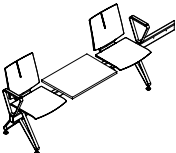
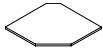
**COM Yardage**  
Refer to page 295.

For model numbers that have a corner table option, the corner table must be purchased separately.  
Refer to pages 291 to 293 for dimensions.

**To Order, Specify...**

- 1 Model Number
- 2 Shell Color
- 3 Leg Color
- 4 Upholstery Selection
- 5 Top Material
- 6 Edge Detail and Color



Description	Model#	Product Wt	Grade	top > edge >		
				Laminate PVC	Laminate Wood	Veneer Wood
 <b>Standard Frame</b> 4-Leg Base with Arms 2 Seats, 1 Top Center Shell: Poly	QUHDBL3A-07 2	88	Poly	Flat	Flat	Flat
				edge ordering code > <b>LPIS</b>	edge ordering code > <b>LWIS</b>	edge ordering code > <b>VWIS</b>
 <b>Corner Table Frame</b> 4-Leg Base with Arms 2 Seats, 1 Top Center with Corner Table Right Shell: Poly	QUHDBL3A-07 2R	96	Poly	Fluted	Fluted	Fluted
				edge ordering code > <b>LPFIS</b>	edge ordering code > <b>LWFIS</b>	edge ordering code > <b>VWFIS</b>
 <b>Corner Table</b> Ordered Separately	AQUHDBL3 2634RE	18		973	1603	2398
 <b>Corner Table Frame</b> 4-Leg Base with Arms 2 Seats, 1 Top Center with Corner Table Left Shell: Poly	QUHDBL3A-07 2L	96	Poly	Fluted	Fluted	Fluted
				edge ordering code > <b>LPFIS</b>	edge ordering code > <b>LWFIS</b>	edge ordering code > <b>VWFIS</b>
 <b>Corner Table</b> Ordered Separately	AQUHDBL3 2634RE	18		973	1603	2398

For model numbers that have a corner table option, the corner table must be purchased separately.  
Refer to pages 291 to 293 for dimensions.

Finish Options	Price
Chrome .....	\$ 165
Nickel .....	\$ 223
Powder Coat - Standard .....	n/c
Powder Coat - Premium .....	\$ 165

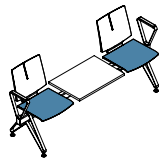
TRANSPARENT AND PLATINUM POWDER COAT NOT AVAILABLE  
BEAM WILL ALWAYS BE BLACK

Wire Management Options	Code	Price
Wire Management Beam (per beam) .....	WHDS	\$ 256

**Power and Data Options**  
Please reference the Power + Data Price List

Custom Charges	Code	Price
Powder Coat Alternative (per color) .....	OPA	call
Poly Shell Alternative (per color) .....	OPS	call

**Quanta Max**  
Poly Beam  
Arms on Ends



**VERSTEEL**

**Questions?**

800 876 2120

top >  
edge >

edge ordering code >

edge ordering code >

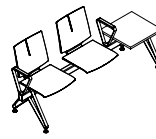
	Laminate PVC	Laminate Wood	Veneer Wood			
	Flat 	Flat 	Flat 			
	<b>LPIS</b>	<b>LWIS</b>	<b>VWIS</b>			
	Fluted 	Fluted 	Fluted 			
	<b>LPFIS</b>	<b>LWFIS</b>	<b>VWFIS</b>			
Description	Model#	Product Wt	Grade			
 <b>Standard Frame</b> 4-Leg Base with Arms 2 Seats, 1 Top Center Shell: Poly Seat: Upholstered Pad	<b>QUHDBL3A-04 2</b>	92	2/COM	2668	3008	3598
			3	2746	3084	3676
			4	2824	3162	3752
			5	2890	3230	3819
			6	2967	3307	3894
			 <b>Corner Table Frame</b> 4-Leg Base with Arms 2 Seats, 1 Top Center with Corner Table Right Shell: Poly Seat: Upholstered Pad	<b>QUHDBL3A-04 2R</b>	102	2/COM
3	2907	3246				3836
4	2984	3322				3914
5	3051	3391				3980
6	3127	3468				4055
 <b>Corner Table</b> Ordered Separately	<b>AQUHDBL3 2634RE</b>	18				
 <b>Corner Table Frame</b> 4-Leg Base with Arms 2 Seats, 1 Top Center with Corner Table Left Shell: Poly Seat: Upholstered Pad	<b>QUHDBL3A-04 2L</b>	102	2/COM	2829	3169	3758
			3	2907	3246	3836
			4	2984	3322	3914
			5	3051	3391	3980
			6	3127	3468	4055
			 <b>Corner Table</b> Ordered Separately	<b>AQUHDBL3 2634RE</b>	18	

**COM Yardage**  
Refer to page 295.

For model numbers that have a corner table option, the corner table must be purchased separately.  
Refer to pages 291 to 293 for dimensions.

**To Order, Specify...**

- 1 Model Number
- 2 Shell Color
- 3 Leg Color
- 4 Upholstery Selection
- 5 Top Material
- 6 Edge Detail and Color



Description	Model#	Product Wt	Grade	top > edge >		
				Laminate PVC	Laminate Wood	Veneer Wood
				edge ordering code >		
				Flat	Flat	Flat
				LP1S	LW1S	VW1S
				Fluted	Fluted	Fluted
				LPF1S	LWF1S	VWF1S
<b>Standard Frame</b> 4-Leg Base with Arms 2 Seats, 1 Top Left Shell: Poly	QUHDBL3A-07 1	88	Poly	2205	2543	3134
<b>Corner Table Frame</b> 4-Leg Base with Arms 2 Seats, 1 Top Left with Corner Table Right Shell: Poly	QUHDBL3A-07 1R	96	Poly	2366	2704	3295
<b>Corner Table</b> Ordered Separately	AQUHDBL3 2634RE	18		973	1603	2398
<b>Standard Frame</b> 4-Leg Base with Arms 2 Seats, 1 Top Left Shell: Poly Seat: Upholstered Pad	QUHDBL3A-04 1	92	2/COM	2668	3008	3598
			3	2746	3084	3676
			4	2824	3162	3752
			5	2890	3230	3819
			6	2967	3307	3894
<b>Corner Table Frame</b> 4-Leg Base with Arms 2 Seats, 1 Top Left with Corner Table Right Shell: Poly Seat: Upholstered Pad	QUHDBL3A-04 1R	102	2/COM	2829	3169	3758
			3	2907	3246	3836
			4	2984	3322	3914
			5	3051	3391	3980
			6	3127	3468	4055
<b>Corner Table</b> Ordered Separately	AQUHDBL3 2634RE	18		973	1603	2398

**COM Yardage**  
Refer to page 295.

For model numbers that have a corner table option, the corner table must be purchased separately.  
Refer to pages 291 to 293 for dimensions.

Finish Options	Price
Chrome .....	\$ 165
Nickel .....	\$ 223
Powder Coat - Standard .....	n/c
Powder Coat - Premium .....	\$ 165

TRANSPARENT AND PLATINUM POWDER COAT NOT AVAILABLE  
BEAM WILL ALWAYS BE BLACK

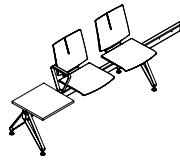
Wire Management Options	Code	Price
Wire Management Beam (per beam) .....	WHDS	\$ 256

**Power and Data Options**  
Please reference the Power + Data Price List

Custom Charges	Code	Price
Powder Coat Alternative (per color) .....	OPA	call
Poly Shell Alternative (per color) .....	OPS	call

**Quanta Max**

Poly Beam  
Arm on One End Outside Seat



**VERSTEEL**







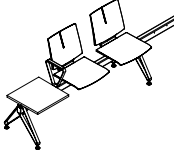
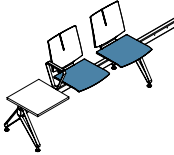
**Questions?**

800 876 2120

top >  
edge >

edge ordering code >

edge ordering code >

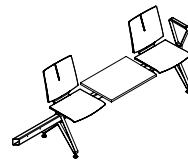
	Laminate PVC	Laminate Wood	Veneer Wood			
	Flat 	Flat 	Flat 			
	<b>LPIS</b>	<b>LWIS</b>	<b>VWIS</b>			
	Fluted 	Fluted 	Fluted 			
	<b>LPFIS</b>	<b>LWFIS</b>	<b>VWFIS</b>			
Description	Model#	Product Wt	Grade	2235	2578	3165
 <b>Corner Table Frame</b> 4-Leg Base with Arm 2 Seats, 1 Top Right with Corner Table Left Shell: Poly	<b>QUHDBL3AE-07 3L</b>	92	Poly			
	<b>AQUHDBL3 2634RE</b>	18		973	1603	2398
 <b>Corner Table Frame</b> 4-Leg Base with Arm 2 Seats, 1 Top Right with Corner Table Left Shell: Poly Seat: Upholstered Pad	<b>QUHDBL3AE-04 3L</b>	96	2/COM	2700	3039	3631
			3	2779	3118	3708
			4	2856	3193	3786
			5	2920	3261	3851
			6	2999	3337	3930
	<b>Corner Table</b> Ordered Separately	<b>AQUHDBL3 2634RE</b>	18		973	1603

**COM Yardage**  
Refer to page 295.

For model numbers that have a corner table option, the corner table must be purchased separately.  
Refer to pages 291 to 293 for dimensions.

**To Order, Specify...**

- 1 Model Number
- 2 Shell Color
- 3 Leg Color
- 4 Upholstery Selection
- 5 Top Material
- 6 Edge Detail and Color



Description	Model#	Product Wt	Grade	top > edge >		
				Laminate PVC	Laminate Wood	Veneer Wood
				edge ordering code >		
				Flat	Flat	Flat
				LP1S	LW1S	VW1S
				Fluted	Fluted	Fluted
				LPF1S	LWF1S	VWF1S
 <b>Corner Table Frame</b> 4-Leg Base with Arm 2 Seats, 1 Top Center with Corner Table Right Shell: Poly	<b>QUHDBL3AE-07 2R</b>	97	Poly	2235	2578	3165
	<b>AQUHDBL3 2634RE</b>	18		973	1603	2398
 <b>Corner Table Frame</b> 4-Leg Base with Arm 2 Seats, 1 Top Center with Corner Table Left Shell: Poly	<b>QUHDBL3AE-07 2L</b>	97	Poly	2235	2578	3165
	<b>AQUHDBL3 2634RE</b>	18		973	1603	2398
 <b>Corner Table Frame</b> 4-Leg Base with Arm 2 Seats, 1 Top Center with Corner Table Right Shell: Poly Seat: Upholstered Pad	<b>QUHDBL3AE-04 2R</b>	101	2/COM	2700	3039	3631
			3	2779	318	3708
			4	2856	3193	3786
			5	2920	3261	3851
			6	2999	3337	3930
				973	1603	2398
 <b>Corner Table Frame</b> 4-Leg Base with Arm 2 Seats, 1 Top Center with Corner Table Left Shell: Poly Seat: Upholstered Pad	<b>QUHDBL3AE-04 2L</b>	101	2/COM	2700	3039	3631
			3	2779	318	3708
			4	2856	3193	3786
			5	2920	3261	3851
			6	2999	3337	3930
				973	1603	2398

**COM Yardage**  
Refer to page 295.

For model numbers that have a corner table option, the corner table must be purchased separately.  
Refer to pages 291 to 293 for dimensions.

Finish Options	Price
Chrome .....	\$ 165
Nickel .....	\$ 223
Powder Coat - Standard .....	n/c
Powder Coat - Premium .....	\$ 165

TRANSPARENT AND PLATINUM POWDER COAT NOT AVAILABLE  
BEAM WILL ALWAYS BE BLACK

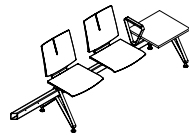
Wire Management Options	Code	Price
Wire Management Beam (per beam) .....	WHDS	\$ 256

**Power and Data Options**  
Please reference the Power + Data Price List

Custom Charges	Code	Price
Powder Coat Alternative (per color) .....	OPA	call
Poly Shell Alternative (per color) .....	OPS	call

**Quanta Max**

Poly Beam  
Arm on One End Outside Seat



**VERSTEEL**







**Questions?**

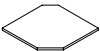
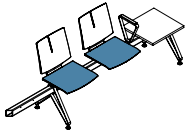
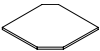
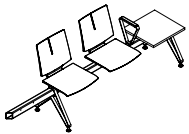
800 876 2120

top >  
edge >

edge ordering code >

edge ordering code >

	Laminate PVC	Laminate Wood	Veneer Wood
	Flat  <b>LPIS</b>	Flat  <b>LWIS</b>	Flat  <b>VWIS</b>
	Fluted  <b>LPFIS</b>	Fluted  <b>LWFIS</b>	Fluted  <b>VWFIS</b>
<b>Description</b>	<b>Grade</b>		
<b>Corner Table Frame</b> 4-Leg Base with Arm 2 Seats, 1 Top Left with Corner Table Right Shell: Poly	Poly	2235	2578
<b>Corner Table</b> Ordered Separately		973	1603
<b>Corner Table Frame</b> 4-Leg Base with Arm 2 Seats, 1 Top Left with Corner Table Right Shell: Poly Seat: Upholstered Pad	2/COM	2700	3039
	3	2779	3118
	4	2856	3193
	5	2920	3261
	6	2999	3337
<b>Corner Table</b> Ordered Separately		973	1603
			2398

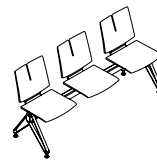


**COM Yardage**  
Refer to page 295.

For model numbers that have a corner table option, the corner table must be purchased separately.  
Refer to pages 291 to 293 for dimensions.

**To Order, Specify...**

- 1 Model Number
- 2 Shell Color
- 3 Leg Color
- 4 Upholstery Selection
- 5 Top Material
- 6 Edge Detail and Color



Description	Model#	Product Wt	Grade	top > edge >		
				Laminate PVC	Laminate Wood	Veneer Wood
				Flat  LPIS	Flat  LWIS	Flat  VWIS
				Fluted  LPFIS	Fluted  LWFIS	Fluted  VWFIS
			Seats Only (no table)			
<b>Standard Frame</b> 4-Leg Base Armless 3 Seats Shell: Poly	QUHDBL3-07	80	Poly	1843		
<b>Corner Table Frame</b> 4-Leg Base Armless 3 Seats with Corner Table Right Shell: Poly	QUHDBL3-07 R	91	Poly	2007		
<b>Corner Table</b> Ordered Separately	AQUHDBL3 2939RE	22			973	1603 2398
<b>Corner Table Frame</b> 4-Leg Base Armless 3 Seats with Corner Table Left Shell: Poly	QUHDBL3-07 L	91	Poly	2007		
<b>Corner Table</b> Ordered Separately	AQUHDBL3 2939RE	22			973	1603 2398

edge ordering code >

edge ordering code >

For model numbers that have a corner table option, the corner table must be purchased separately.  
Refer to pages 291 to 293 for dimensions.

Finish Options	Price
Chrome .....	\$ 165
Nickel.....	\$ 223
Powder Coat - Standard.....	n/c
Powder Coat - Premium.....	\$ 165

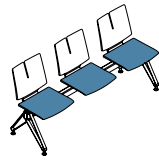
Wire Management Options	Code	Price
Wire Management Beam (per beam) .....	WHDS	\$ 256

**Power and Data Options**  
Please reference the Power + Data Price List

Custom Charges	Code	Price
Powder Coat Alternative (per color) .....	OPA	call
Poly Shell Alternative (per color) .....	OPS	call

TRANSPARENT AND PLATINUM POWDER COAT NOT AVAILABLE  
BEAM WILL ALWAYS BE BLACK

**Quanta Max**  
Poly Beam  
Armless



**VERSTEEL**

**Questions?**

800 876 2120

top >  
edge >

edge ordering code >

edge ordering code >

	Laminate PVC	Laminate Wood	Veneer Wood
	Flat  <b>LPIS</b>	Flat  <b>LWIS</b>	Flat  <b>VWIS</b>
Seats Only (no table)	Fluted  <b>LPFIS</b>	Fluted  <b>LWFIS</b>	Fluted  <b>VWFIS</b>

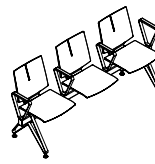
Description	Model#	Product Wt	Grade				
 <b>Standard Frame</b> 4-Leg Base Armless 3 Seats Shell: Poly Seat: Upholstered Pad	<b>QUHDBL3-04</b>	87	2/COM	2541			
			3	2658			
			4	2773			
			5	2869			
			6	2984			
 <b>Corner Table Frame</b> 4-Leg Base Armless 3 Seats with Corner Table Right Shell: Poly Seat: Upholstered Pad	<b>QUHDBL3-04 R</b>	98	2/COM	2700			
			3	2820			
			4	2935			
			5	3031			
			6	3148			
 <b>Corner Table</b> Ordered Separately	<b>AQUHDBL3 2939RE</b>	22			973	1603	2398
 <b>Corner Table Frame</b> 4-Leg Base Armless 3 Seats with Corner Table Left Shell: Poly Seat: Upholstered Pad	<b>QUHDBL3-04 L</b>	98	2/COM	2700			
			3	2820			
			4	2935			
			5	3031			
			6	3148			
 <b>Corner Table</b> Ordered Separately	<b>AQUHDBL3 2939RE</b>	22			973	1603	2398

**COM Yardage**  
Refer to page 295.

For model numbers that have a corner table option, the corner table must be purchased separately.  
Refer to pages 291 to 293 for dimensions.

**To Order, Specify...**

- 1 Model Number
- 2 Shell Color
- 3 Leg Color
- 4 Upholstery Selection
- 5 Top Material
- 6 Edge Detail and Color



					top >	Laminate PVC	Laminate Wood	Veneer Wood	
					edge >		Flat	Flat	Flat
					edge ordering code >		<b>LPIS</b>	<b>LWIS</b>	<b>VWIS</b>
					edge ordering code >	Seats Only (no table)	Fluted <b>LPFIS</b>	Fluted <b>LWFIS</b>	Fluted <b>VWFIS</b>
Description	Model#	Product Wt	Grade						
<b>Standard Frame</b> 4-Leg Base with Arms 3 Seats Shell: Poly	<b>QUHDBL3AA-07</b>	96	Poly	2618					
<b>Corner Table Frame</b> 4-Leg Base with Arms 3 Seats with Corner Table Right Shell: Poly	<b>QUHDBL3AA-07 R</b>	106	Poly	2779					
<b>Corner Table</b> Ordered Separately	<b>AQUHDBL3 2634RE</b>	18			973	1603	2398		
<b>Corner Table Frame</b> 4-Leg Base with Arms 3 Seats with Corner Table Left Shell: Poly	<b>QUHDBL3AA-07 L</b>	106	Poly	2779					
<b>Corner Table</b> Ordered Separately	<b>AQUHDBL3 2634RE</b>	18			973	1603	2398		

For model numbers that have a corner table option, the corner table must be purchased separately.  
Refer to pages 291 to 293 for dimensions.

Finish Options	Price
Chrome .....	\$ 165
Nickel.....	\$ 223
Powder Coat - Standard.....	n/c
Powder Coat - Premium.....	\$ 165

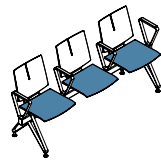
TRANSPARENT AND PLATINUM POWDER COAT NOT AVAILABLE  
BEAM WILL ALWAYS BE BLACK

Wire Management Options	Code	Price
Wire Management Beam (per beam) .....	WHDS	\$ 256

**Power and Data Options**  
Please reference the Power + Data Price List

Custom Charges	Code	Price
Powder Coat Alternative (per color) .....	OPA	call
Poly Shell Alternative (per color) .....	OPS	call

**Quanta Max**  
Poly Beam  
Arms on All 3 Seats



**VERSTEEL**

**Questions?**

800 876 2120

top >  
edge >

edge ordering code >

edge ordering code >

	Laminate PVC	Laminate Wood	Veneer Wood
	Flat  <b>LPIS</b>	Flat  <b>LWIS</b>	Flat  <b>VWIS</b>
Seats Only (no table)	Fluted  <b>LPFIS</b>	Fluted  <b>LWFIS</b>	Fluted  <b>VWFIS</b>

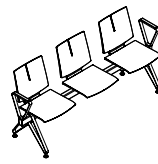
Description	Model#	Product Wt	Grade			
 <b>Standard Frame</b> 4-Leg Base with Arms 3 Seats Shell: Poly Seat: Upholstered Pad	<b>QUHDBL3AA-04</b>	104	2/COM	3314		
			3	3430		
			4	3547		
			5	3644		
			6	3758		
 <b>Corner Table Frame</b> 4-Leg Base with Arms 3 Seats with Corner Table Right Shell: Poly Seat: Upholstered Pad	<b>QUHDBL3AA-04 R</b>	113	2/COM	3476		
			3	3593		
			4	3708		
			5	3804		
			6	3920		
 <b>Corner Table</b> Ordered Separately	<b>AQUHDBL3 2634RE</b>	18			973	1603
 <b>Corner Table Frame</b> 4-Leg Base with Arms 3 Seats with Corner Table Left Shell: Poly Seat: Upholstered Pad	<b>QUHDBL3AA-04 L</b>	113	2/COM	3476		
			3	3593		
			4	3708		
			5	3804		
			6	3920		
 <b>Corner Table</b> Ordered Separately	<b>AQUHDBL3 2634RE</b>	18			973	1603

**COM Yardage**  
Refer to page 295.

For model numbers that have a corner table option, the corner table must be purchased separately.  
Refer to pages 291 to 293 for dimensions.

**To Order, Specify...**

- 1 Model Number
- 2 Shell Color
- 3 Leg Color
- 4 Upholstery Selection
- 5 Top Material
- 6 Edge Detail and Color



Description	Model#	Product Wt	Grade	top > edge >		
				Laminate PVC	Laminate Wood	Veneer Wood
				Flat  <b>LPIS</b>	Flat  <b>LWIS</b>	Flat  <b>VWIS</b>
				Fluted  <b>LPFIS</b>	Fluted  <b>LWFIS</b>	Fluted  <b>VWFIS</b>
			Seats Only (no table)			
<b>Standard Frame</b> 4-Leg Base with Arms 3 Seats Shell: Poly	<b>QUHDBL3A-07</b>	90	Poly	2102		
<b>Corner Table Frame</b> 4-Leg Base with Arms 3 Seats with Corner Table Right Shell: Poly	<b>QUHDBL3A-07 R</b>	99	Poly	2262		
<b>Corner Table</b> Ordered Separately	<b>AQUHDBL3 2634RE</b>	18			973	1603 2398
<b>Corner Table Frame</b> 4-Leg Base with Arms 3 Seats with Corner Table Left Shell: Poly	<b>QUHDBL3A-07 L</b>	99	Poly	2262		
<b>Corner Table</b> Ordered Separately	<b>AQUHDBL3 2634RE</b>	18			973	1603 2398

For model numbers that have a corner table option, the corner table must be purchased separately.  
Refer to pages 291 to 293 for dimensions.

Finish Options	Price
Chrome .....	\$ 165
Nickel.....	\$ 223
Powder Coat - Standard.....	n/c
Powder Coat - Premium.....	\$ 165

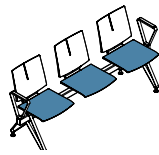
TRANSPARENT AND PLATINUM POWDER COAT NOT AVAILABLE  
BEAM WILL ALWAYS BE BLACK

Wire Management Options	Code	Price
Wire Management Beam (per beam) .....	WHDS	\$ 256

**Power and Data Options**  
Please reference the Power + Data Price List

Custom Charges	Code	Price
Powder Coat Alternative (per color) .....	OPA	call
Poly Shell Alternative (per color) .....	OPS	call

**Quanta Max**  
Poly Beam  
Arms on 2 End Seats



**VERSTEEL**

**Questions?**

800 876 2120

top >  
edge >

edge ordering code >

edge ordering code >

	Laminate PVC	Laminate Wood	Veneer Wood
	Flat  <b>LPIS</b>	Flat  <b>LWIS</b>	Flat  <b>VWIS</b>
Seats Only (no table)	Fluted  <b>LPFIS</b>	Fluted  <b>LWFIS</b>	Fluted  <b>VWFIS</b>

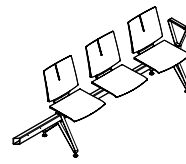
Description	Model#	Product Wt	Grade				
 <b>Standard Frame</b> 4-Leg Base with Arms 3 Seats Shell: Poly Seat: Upholstered Pad	<b>QUHDBL3A-04</b>	97	2/COM	2798			
			3	2916			
			4	3031			
			5	3127			
			6	3242			
 <b>Corner Table Frame</b> 4-Leg Base with Arms 3 Seats with Corner Table Right Shell: Poly Seat: Upholstered Pad	<b>QUHDBL3A-04 R</b>	106	2/COM	2961			
			3	3076			
			4	3191			
			5	3288			
			6	3402			
 <b>Corner Table</b> Ordered Separately	<b>AQUHDBL3 2634RE</b>	18			973	1603	2398
 <b>Corner Table Frame</b> 4-Leg Base with Arms 3 Seats with Corner Table Left Shell: Poly Seat: Upholstered Pad	<b>QUHDBL3A-04 L</b>	106	2/COM	2961			
			3	3076			
			4	3191			
			5	3288			
			6	3402			
 <b>Corner Table</b> Ordered Separately	<b>AQUHDBL3 2634RE</b>	18			973	1603	2398

**COM Yardage**  
Refer to page 295.

For model numbers that have a corner table option, the corner table must be purchased separately.  
Refer to pages 291 to 293 for dimensions.

**To Order, Specify...**

- 1 Model Number
- 2 Shell Color
- 3 Leg Color
- 4 Upholstery Selection
- 5 Top Material
- 6 Edge Detail and Color



						top >	Laminate PVC	Laminate Wood	Veneer Wood
						edge >	Flat	Flat	Flat
						edge ordering code >	LP1S	LW1S	VW1S
						edge ordering code >	Fluted	Fluted	Fluted
						edge ordering code >	LPF1S	LWF1S	VWF1S
						Seats Only (no table)			
Description	Model#	Product Wt	Grade						
 <b>Corner Table Frame</b> 4-Leg Base with Arm 3 Seats with Corner Table Right Shell: Poly	QUHDBL3AE-07 R	98	Poly		2102				
	<b>Corner Table</b> Sold Separately	AQUHDBL3 2634RE	18			973	1603	2398	
 <b>Corner Table Frame</b> 4-Leg Base with Arm 3 Seats with Corner Table Left Shell: Poly	QUHDBL3AE-07 L	98	Poly		2102				
	<b>Corner Table</b> Sold Separately	AQUHDBL3 2634RE	18			973	1603	2398	
 <b>Corner Table Frame</b> 4-Leg Base with Arm 3 Seats with Corner Table Right Shell: Poly Seat: Upholstered Pad	QUHDBL3AE-04 R	103	2/COM		2829				
				3	2916				
				4	3031				
				5	3127				
				6	3242				
	<b>Corner Table</b> Sold Separately	AQUHDBL3 2634RE	18			973	1603	2398	
 <b>Corner Table Frame</b> 4-Leg Base with Arm 3 Seats with Corner Table Left Shell: Poly Seat: Upholstered Pad	QUHDBL3AE-04 L	103	2/COM		2829				
				3	2916				
				4	3031				
				5	3127				
				6	3242				
	<b>Corner Table</b> Sold Separately	AQUHDBL3 2634RE	18			973	1603	2398	
			Ply		1747	2088	2676		

**COM Yardage**  
Refer to page 295.

For model numbers that have a corner table option, the corner table must be purchased separately.  
Refer to pages 291 to 293 for dimensions.

Finish Options	Price
Chrome .....	\$ 165
Nickel .....	\$ 223
Powder Coat - Standard .....	n/c
Powder Coat - Premium .....	\$ 165

TRANSPARENT AND PLATINUM POWDER COAT NOT AVAILABLE  
BEAM WILL ALWAYS BE BLACK

Wire Management Options	Code	Price
Wire Management Beam (per beam) .....	WHDS	\$ 256

**Power and Data Options**  
Please reference the Power + Data Price List

Custom Charges	Code	Price
Powder Coat Alternative (per color) .....	OPA	call
Poly Shell Alternative (per color) .....	OPS	call

**Quanta Max**  
Ply Beam  
Armless



**VERSTEEL**













**Questions?**

800 876 2120

top >  
edge >

edge ordering code >

edge ordering code >


	Laminate PVC	Laminate Wood	Veneer Wood
	Flat 	Flat 	Flat 
	<b>LPIS</b>	<b>LWIS</b>	<b>VWIS</b>
	Fluted 	Fluted 	Fluted 
	<b>LPFIS</b>	<b>LWFIS</b>	<b>VWFIS</b>
Description	Model#	Product Wt	Grade
 <b>Standard Frame</b> 4-Leg Base Armless 1 Seat, 1 Top Right Shell: Ply	<b>QUPYBL2-07 3</b>	59	Ply
 <b>Corner Table Frame</b> 4-Leg Base Armless 1 Seat, 1 Top Right with Corner Table Left Shell: Ply	<b>QUPYBL2-07 3L</b>	66	Ply
 <b>Corner Table</b> Ordered Separately	<b>AQUHDBL3 2939RE</b>	22	
 <b>Standard Frame</b> 4-Leg Base Armless 1 Seat, 1 Top Right Shell: Ply Seat: Upholstered Pad	<b>QUPYBL2-04 3</b>	58	2/COM 3 4 5 6
 <b>Corner Table Frame</b> 4-Leg Base Armless 1 Seat, 1 Top Right with Corner Table Left Shell: Ply Seat: Upholstered Pad	<b>QUPYBL2-04 3L</b>	69	2/COM 3 4 5 6
 <b>Corner Table</b> Ordered Separately	<b>AQUHDBL3 2939RE</b>	22	
			1747
			2088
			2676
			1911
			2250
			2840
			973
			1603
			2398
			1981
			2319
			2908
			2018
			2358
			2948
			2057
			2398
			2985
			2091
			2429
			3021
			2128
			2468
			3058
			2143
			2483
			3072
			2181
			2520
			3110
			2221
			2558
			3151
			2253
			2590
			3180
			2290
			2629
			3218
			973
			1603
			2398

**COM Yardage**  
Refer to page 295.

For model numbers that have a corner table option, the corner table must be purchased separately.  
Refer to pages 291 to 293 for dimensions.

**To Order, Specify...**

- 1 Model Number
- 2 Shell Color
- 3 Leg Color
- 4 Upholstery Selection
- 5 Top Material
- 6 Edge Detail and Color



						top >	Laminate	Laminate	Veneer
						edge >	PVC	Wood	Wood
							Flat	Flat	Flat
						edge ordering code >	<b>LPIS</b>	<b>LWIS</b>	<b>VWIS</b>
							Fluted	Fluted	Fluted
						edge ordering code >	<b>LPFIS</b>	<b>LWFIS</b>	<b>VWFIS</b>
	Description	Model#	Product Wt		Grade				
	<b>Standard Frame</b> 4-Leg Base Armless 1 Seat, 1 Top Left Shell: Ply	QUPYBL2-071	55		Ply		1747	2088	2676
	<b>Corner Table Frame</b> 4-Leg Base Armless 1 Seat, 1 Top Left with Corner Table Right Shell: Ply	QUPYBL2-07 1R	66		Ply		1911	2250	2840
	<b>Corner Table</b> Sold Separately	AQUHDBL3 2939RE	22				973	1603	2398
	<b>Standard Frame</b> 4-Leg Base Armless 1 Seat, 1 Top Left Shell: Ply Seat: Upholstered Pad	QUPYBL2-04 1	58		2/COM		1981	2319	2908
					3		2018	2358	2948
					4		2057	2398	2985
					5		2091	2429	3021
					6		2128	2468	3058
	<b>Corner Table Frame</b> 4-Leg Base Armless 1 Seat, 1 Top Left with Corner Table Right Shell: Ply Seat: Upholstered Pad	QUPYBL2-04 1R	69		2/COM		2143	2483	3072
					3		2181	2520	3110
					4		2221	2558	3151
					5		2253	2590	3180
					6		2290	2629	3218
	<b>Corner Table</b> Sold Separately	AQUHDBL3 2939RE	22				973	1603	2398

**COM Yardage**  
Refer to page 295.

For model numbers that have a corner table option, the corner table must be purchased separately.  
Refer to pages 291 to 293 for dimensions.

Finish Options	Price
Chrome .....	\$ 165
Nickel .....	\$ 223
Powder Coat - Standard .....	n/c
Powder Coat - Premium .....	\$ 165

TRANSPARENT AND PLATINUM POWDER COAT NOT AVAILABLE  
BEAM WILL ALWAYS BE BLACK

Wire Management Options	Code	Price
Wire Management Beam (per beam) .....	WHDS	\$ 256

**Power and Data Options**  
Please reference the Power + Data Price List

Custom Charges	Code	Price
Powder Coat Alternative (per color) .....	OPA	call
Stain Finish Match (per finish) .....	OSM	\$ 996

**Quanta Max**  
Ply Beam  
Arms



**VERSTEEL**












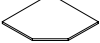
**Questions?**

800 876 2120

top >  
edge >

edge ordering code >

edge ordering code >

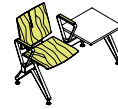
	Laminate PVC	Laminate Wood	Veneer Wood
	Flat  <b>LPIS</b>	Flat  <b>LWIS</b>	Flat  <b>VWIS</b>
	Fluted  <b>LPFIS</b>	Fluted  <b>LWFIS</b>	Fluted  <b>VWFIS</b>
Description	Model#	Product Wt	Grade
 <b>Standard Frame</b> 4-Leg Base with Arms 1 Seat, 1 Top Right Shell: Ply	<b>QUPYBL2AA-07 3</b>	65	Ply
 <b>Corner Table Frame</b> 4-Leg Base with Arms 1 Seat, 1 Top Right with Corner Table Left Shell: Ply	<b>QUPYBL2AA-07 3L</b>	73	Ply
 <b>Corner Table</b> Ordered Separately	<b>AQUHDBL3 2634RE</b>	18	
 <b>Standard Frame</b> 4-Leg Base with Arms 1 Seat, 1 Top Right Shell: Ply Seat: Upholstered Pad	<b>QUPYBL2AA-04 3</b>	67	2/COM 3 4 5 6
 <b>Corner Table Frame</b> 4-Leg Base with Arms 1 Seat, 1 Top Right with Corner Table Left Shell: Ply Seat: Upholstered Pad	<b>QUPYBL2AA-04 3L</b>	76	2/COM 3 4 5 6
 <b>Corner Table</b> Ordered Separately	<b>AQUHDBL3 2634RE</b>	18	
	2008	2345	2936
	2170	2507	3097
	973	1603	2398
	2238	2579	3169
	2280	2616	3207
	2317	3655	3246
	2349	2689	3279
	2387	2726	3316
	2401	2740	3331
	2439	2776	3368
	2478	2819	3408
	2509	2851	3439
	2548	2888	3477
	973	1603	2398









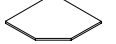

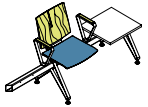
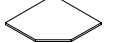
**COM Yardage**  
Refer to page 295.

For model numbers that have a corner table option, the corner table must be purchased separately.  
Refer to pages 291 to 293 for dimensions.

**To Order, Specify...**

- 1 Model Number
- 2 Shell Color
- 3 Leg Color
- 4 Upholstery Selection
- 5 Top Material
- 6 Edge Detail and Color



Description	Model#	Product Wt	Grade	top > edge >		
				Laminate PVC	Laminate Wood	Veneer Wood
				Flat  edge ordering code > <b>LPIS</b>	Flat  edge ordering code > <b>LWIS</b>	Flat  edge ordering code > <b>VWIS</b>
				Fluted  edge ordering code > <b>LPFIS</b>	Fluted  edge ordering code > <b>LWFIS</b>	Fluted  edge ordering code > <b>VWFIS</b>
 <b>Standard Frame</b> 4-Leg Base with Arms 1 Seat, 1 Top Left Shell: Ply	QUPYBL2AA-071	65	Ply	2008	2345	2936
 <b>Corner Table Frame</b> 4-Leg Base with Arms 1 Seat, 1 Top Left with Corner Table Right Shell: Ply	QUPYBL2AA-071R	73	Ply	2170	2507	3097
 <b>Corner Table</b> Ordered Separately	AQUHDBL3 2634RE	18		973	1603	2398
 <b>Standard Frame</b> 4-Leg Base with Arms 1 Seat, 1 Top Left Shell: Ply Seat: Upholstered Pad	QUPYBL2AA-04 1	67	2/COM	2238	2579	3169
			3	2280	2616	3207
			4	2317	2655	3246
			5	2349	2689	3279
			6	2387	2726	3316
 <b>Corner Table Frame</b> 4-Leg Base with Arms 1 Seat, 1 Top Left with Corner Table Right Shell: Ply Seat: Upholstered Pad	QUPYBL2AA-04 1R	76	2/COM	2401	2740	3331
			3	2439	2776	3368
			4	2478	2819	3408
			5	2509	2851	3439
			6	2548	2888	3477
 <b>Corner Table</b> Ordered Separately	AQUHDBL3 2634RE	18		973	1603	2398

**COM Yardage**  
Refer to page 295.

For model numbers that have a corner table option, the corner table must be purchased separately.  
Refer to pages 291 to 293 for dimensions.

Finish Options	Price
Chrome .....	\$ 165
Nickel .....	\$ 223
Powder Coat - Standard .....	n/c
Powder Coat - Premium .....	\$ 165

TRANSPARENT AND PLATINUM POWDER COAT NOT AVAILABLE  
BEAM WILL ALWAYS BE BLACK

Wire Management Options	Code	Price
Wire Management Beam (per beam) .....	WHDS	\$ 256

**Power and Data Options**  
Please reference the Power + Data Price List

Custom Charges	Code	Price
Powder Coat Alternative (per color) .....	OPA	call
Stain Finish Match (per finish) .....	OSM	\$ 996

**Quanta Max**  
Ply Beam  
Arm on One End



**VERSTEEL**

**Questions?**  
800 876 2120

top >	Laminate PVC	Laminate Wood	Veneer Wood
edge >	Flat	Flat	Flat
edge ordering code >	<b>LPIS</b>	<b>LWIS</b>	<b>VWIS</b>
	Fluted	Fluted	Fluted
edge ordering code >	<b>LPFIS</b>	<b>LWFIS</b>	<b>VWFIS</b>

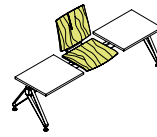
	Description	Model#	Product Wt	Grade			
	<b>Standard Frame</b> 4-Leg Base with Arm 1 Seat, 1 Top Right Shell: Ply	<b>QUPYBL2A-07 3</b>	61	Ply	1878	2217	2806
	<b>Standard Frame</b> 4-Leg Base with Arm 1 Seat, 1 Top Right Shell: Ply Seat: Upholstered Pad	<b>QUPYBL2A-04 3</b>	63	2/COM	2110	2449	3038
				3	2149	2488	3079
				4	2187	2526	3116
				5	2221	2558	3151
				6	2259	2595	3188
	<b>Standard Frame</b> 4-Leg Base with Arm 1 Seat, 1 Top Left Shell: Ply	<b>QUPYBL2A-071</b>	61	Ply	1878	2217	2806
	<b>Standard Frame</b> 4-Leg Base with Arm 1 Seat, 1 Top Left Shell: Ply Seat: Upholstered Pad	<b>QUPYBL2A-041</b>	63	2/COM	2110	2449	3038
				3	2149	2488	3079
				4	2187	2526	3116
				5	2221	2558	3151
				6	2259	2595	3188

**COM Yardage**  
Refer to page 295.

For model numbers that have a corner table option, the corner table must be purchased separately.  
Refer to pages 291 to 293 for dimensions.

**To Order, Specify...**

- 1 Model Number
- 2 Shell Color
- 3 Leg Color
- 4 Upholstery Selection
- 5 Top Material
- 6 Edge Detail and Color



					top >	Laminate	Laminate	Veneer
					edge >	PVC	Wood	Wood
						Flat	Flat	Flat
					edge ordering code >	<b>LPIS</b>	<b>LWIS</b>	<b>VWIS</b>
						Fluted	Fluted	Fluted
					edge ordering code >	<b>LPFIS</b>	<b>LWFIS</b>	<b>VWFIS</b>
		Description	Model#	Product Wt	Grade			
	<b>Standard Frame</b> 4-Leg Base Armless 2 Tops, 1 Seat Center Shell: Ply	<b>QUPYBL3-07 C</b>	77		Ply	2284	2963	4404
	<b>Standard Frame</b> 4-Leg Base Armless 2 Tops, 1 Seat Center Shell: Ply Seat: Upholstered Pad	<b>QUPYBL3-04 C</b>	79		2/COM	2516	3192	4639
					3	2555	3233	4677
					4	2593	3271	4715
					5	2625	3306	4750
					6	2665	3343	4788

**COM Yardage**  
Refer to page 295.

For model numbers that have a corner table option, the corner table must be purchased separately.  
Refer to pages 291 to 293 for dimensions.

Finish Options	Price
Chrome .....	\$ 165
Nickel.....	\$ 223
Powder Coat - Standard.....	n/c
Powder Coat - Premium.....	\$ 165

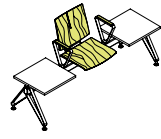
TRANSPARENT AND PLATINUM POWDER COAT NOT AVAILABLE  
BEAM WILL ALWAYS BE BLACK

Wire Management Options	Code	Price
Wire Management Beam (per beam) .....	WHDS	\$ 256

**Power and Data Options**  
Please reference the Power + Data Price List

Custom Charges	Code	Price
Powder Coat Alternative (per color) .....	OPA	call
Stain Finish Match (per finish) .....	OSM	\$ 996

**Quanta Max**  
Ply Beam  
Arms



**VERSTEEL**

**Questions?**

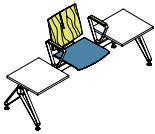
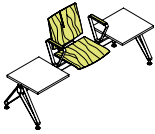
800 876 2120

top >  
edge >

edge ordering code >

edge ordering code >

	Laminate PVC	Laminate Wood	Veneer Wood
Flat			
<b>LPIS</b>	<b>LWIS</b>	<b>VWIS</b>	
Fluted			
<b>LPFIS</b>	<b>LWFIS</b>	<b>VWFIS</b>	
<b>Grade</b>			
Ply	2542	3218	4667
2/COM	2774	3452	4900
3	2813	3490	4936
4	2853	3529	4973
5	2884	3561	5006
6	2923	3599	5044




Description	Model#	Product Wt	Grade
<b>Standard Frame</b> 4-Leg Base with Arms 2 Tops, 1 Seat Center Shell: Ply	<b>QUPYBL3AA-07 C</b>	80	Ply
<b>Standard Table Frame</b> 4-Leg Base with Arms 2 Tops, 1 Seat Center Shell: Ply Seat: Upholstered Pad	<b>QUPYBL3AA-04 C</b>	83	2/COM 3 4 5 6

**COM Yardage**  
Refer to page 295.

For model numbers that have a corner table option, the corner table must be purchased separately.  
Refer to pages 291 to 293 for dimensions.

**To Order, Specify...**

- 1 Model Number
- 2 Shell Color
- 3 Leg Color
- 4 Upholstery Selection
- 5 Top Material
- 6 Edge Detail and Color



Description	Model#	Product Wt	Grade	edge ordering code >		
				Laminate PVC	Laminate Wood	Veneer Wood
				Flat  LP1S	Flat  LW1S	Flat  VW1S
				Fluted  LPF1S	Fluted  LWF1S	Fluted  VWF1S
			Seats Only (no table)			
<b>Standard Frame</b> 4-Leg Base Armless 2 Seats Shell: Poly	QUPYBL2-07	58	Ply	1952		
<b>Corner Table Frame</b> 4-Leg Base Armless 2 Seats with Corner Table Right Shell: Poly	QUPYBL2-07 R	68	Ply	2112		
<b>Corner Table</b> Sold Separately	AQUHDBL3 2939RE	22			973	1603 2398
<b>Corner Table Frame</b> 4-Leg Base Armless 2 Seats with Corner Table Right Shell: Poly Seat: Upholstered Pad	QUPYBL2-07 L	68	Ply	2112		
<b>Corner Table</b> Sold Separately	AQUHDBL3 2939RE	22			973	1603 2398

For model numbers that have a corner table option, the corner table must be purchased separately.  
Refer to pages 291 to 293 for dimensions.

Finish Options	Price
Chrome .....	\$ 165
Nickel.....	\$ 223
Powder Coat - Standard.....	n/c
Powder Coat - Premium.....	\$ 165

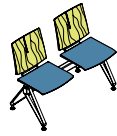
TRANSPARENT AND PLATINUM POWDER COAT NOT AVAILABLE  
BEAM WILL ALWAYS BE BLACK

Wire Management Options	Code	Price
Wire Management Beam (per beam) .....	WHDS	\$ 256

**Power and Data Options**  
Please reference the Power + Data Price List

Custom Charges	Code	Price
Powder Coat Alternative (per color) .....	OPA	call
Stain Finish Match (per finish) .....	OSM	\$ 996

**Quanta Max**  
Ply Beam  
Armless



**VERSTEEL**





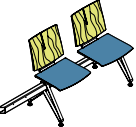



**Questions?**

800 876 2120

top >  
edge >

edge ordering code >

edge ordering code >  
Seats Only  
(no table)


Description	Model#	Product Wt	Grade		Laminate PVC	Laminate Wood	Veneer Wood
 <p><b>Standard Frame</b> 4-Leg Base Armless 2 Seats Shell: Ply Seat: Upholstered Pad</p>	<b>QUPYBL2-04</b>	62	2/COM	2414	Flat  <b>LPIS</b>	Flat  <b>LWIS</b>	Flat  <b>VWIS</b>
			3	2493			
			4	2570			
			5	2636			
			6	2713			
			 <p><b>Corner Table Frame</b> 4-Leg Base Armless 2 Seats with Corner Table Right Shell: Ply Seat: Upholstered Pad</p>	<b>QUPYBL2-04 R</b>	73	2/COM	2578
3	2652						
4	2732						
5	2796						
6	2875						
 <p><b>Corner Table</b> Ordered Separately</p>	<b>AQUHDBL3 2939RE</b>	22					
 <p><b>Corner Table Frame</b> 4-Leg Base Armless 2 Seats with Corner Table Left Shell: Ply Seat: Upholstered Pad</p>	<b>QUPYBL2-04 L</b>	73	2/COM	2578			
			3	2652			
			4	2732			
			5	2796			
			6	2875			
			 <p><b>Corner Table</b> Ordered Separately</p>	<b>AQUHDBL3 2939RE</b>	22		

**COM Yardage**  
Refer to page 295.

For model numbers that have a corner table option, the corner table must be purchased separately.  
Refer to pages 291 to 293 for dimensions.

**To Order, Specify...**

- 1 Model Number
- 2 Shell Color
- 3 Leg Color
- 4 Upholstery Selection
- 5 Top Material
- 6 Edge Detail and Color



Description	Model#	Product Wt	Grade	top > edge >	Laminate PVC	Laminate Wood	Veneer Wood
					Flat  LP1S	Flat  LW1S	Flat  VW1S
				edge ordering code >	Fluted  LPF1S	Fluted  LWF1S	Fluted  VWF1S
				edge ordering code >	Seats Only (no table)		
 <b>Standard Frame</b> 4-Leg Base with Arms 2 Seats Shell: Ply	<b>QUPYBL2AA-07</b>	71	Ply	2466			
 <b>Corner Table Frame</b> 4-Leg Base with Arms 2 Seats with Corner Table Right Shell: Ply	<b>QUPYBL2AA-07 R</b>	80	Ply	2626			
 <b>Corner Table</b> Ordered Separately	<b>AQUHDBL3 2634RE</b>	18			973	1603	2398
 <b>Corner Table Frame</b> 4-Leg Base with Arms 2 Seats with Corner Table Left Shell: Ply	<b>QUPYBL2AA-07 L</b>	80	Ply	2626			
 <b>Corner Table</b> Ordered Separately	<b>AQUHDBL3 2634RE</b>	18			973	1603	2398

For model numbers that have a corner table option, the corner table must be purchased separately.  
Refer to pages 291 to 293 for dimensions.

Finish Options	Price
Chrome .....	\$ 165
Nickel.....	\$ 223
Powder Coat - Standard.....	n/c
Powder Coat - Premium.....	\$ 165

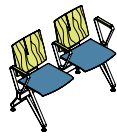
Wire Management Options	Code	Price
Wire Management Beam (per beam) .....	WHDS	\$ 256

**Power and Data Options**  
Please reference the Power + Data Price List

Custom Charges	Code	Price
Powder Coat Alternative (per color) .....	OPA	call
Stain Finish Match (per finish) .....	OSM	\$ 996

TRANSPARENT AND PLATINUM POWDER COAT NOT AVAILABLE  
BEAM WILL ALWAYS BE BLACK

**Quanta Max**  
Ply Beam  
Arms on Both Seats



**VERSTEEL**

**Questions?**

800 876 2120

top >  
edge >

edge ordering code >

edge ordering code >  
Seats Only  
(no table)

Grade

2803

2881

2960

3023

3098

2964

3040

3119

3182

3261

973

1603

2398

973

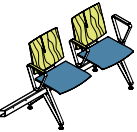
1603

2398

	Laminate PVC	Laminate Wood	Veneer Wood
Flat  <b>LPIS</b>	Flat  <b>LWIS</b>	Flat  <b>VWIS</b>	
Fluted  <b>LPFIS</b>	Fluted  <b>LWFIS</b>	Fluted  <b>VWFIS</b>	



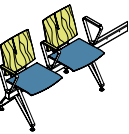
Description	Model#	Product Wt	Grade
<b>Standard Frame</b> 4-Leg Base with Arms 2 Seats Shell: Ply Seat: Upholstered Pad	<b>QUPYBL2AA-04</b>	75	2/COM



<b>Corner Table Frame</b> 4-Leg Base with Arms 2 Seats with Corner Table Right Shell: Ply Seat: Upholstered Pad	<b>QUPYBL2AA-04 R</b>	84	2/COM
--	-----------------------	----	-------



<b>Corner Table</b> Ordered Separately	<b>AQUHDBL3 2634RE</b>	18	
---	------------------------	----	--



<b>Corner Table Frame</b> 4-Leg Base with Arms 2 Seats with Corner Table Left Shell: Ply Seat: Upholstered Pad	<b>QUPYBL2AA-04 L</b>	84	2/COM
---	-----------------------	----	-------




<b>Corner Table</b> Ordered Separately	<b>AQUHDBL3 2634RE</b>	18	
---	------------------------	----	--

**COM Yardage**  
Refer to page 295.

For model numbers that have a corner table option, the corner table must be purchased separately.  
Refer to pages 291 to 293 for dimensions.

**To Order, Specify...**

- 1 Model Number
- 2 Shell Color
- 3 Leg Color
- 4 Upholstery Selection
- 5 Top Material
- 6 Edge Detail and Color



Description	Model#	Product Wt	Grade	top > edge >		
				Laminate PVC	Laminate Wood	Veneer Wood
				Flat  LP1S	Flat  LW1S	Flat  VW1S
				Fluted  LPF1S	Fluted  LWF1S	Fluted  VWF1S
				Seats Only (no table)		
<b>Standard Frame</b> 4-Leg Base with Arms 2 Seats Shell: Ply	<b>QUPYBL2A-07</b>	67	Ply	2213		
<b>Corner Table Frame</b> 4-Leg Base with Arms 2 Seats with Corner Table Right Shell: Ply	<b>QUPYBL2A-07 R</b>	76	Ply	2376		
<b>Corner Table</b> Ordered Separately	<b>AQUHDBL3 2634RE</b>	18			973	1603 2398
<b>Corner Table Frame</b> 4-Leg Base with Arms 2 Seats with Corner Table Left Shell: Ply	<b>QUPYBL2A-07 L</b>	76	Ply	2376		
<b>Corner Table</b> Ordered Separately	<b>AQUHDBL3 2634RE</b>	18			973	1603 2398

For model numbers that have a corner table option, the corner table must be purchased separately.  
Refer to pages 291 to 293 for dimensions.

Finish Options	Price
Chrome .....	\$ 165
Nickel.....	\$ 223
Powder Coat - Standard.....	n/c
Powder Coat - Premium.....	\$ 165


Wire Management Options	Code	Price
Wire Management Beam (per beam) .....	WHDS	\$ 256

**Power and Data Options**  
Please reference the Power + Data Price List

Custom Charges	Code	Price
Powder Coat Alternative (per color) .....	OPA	call
Stain Finish Match (per finish) .....	OSM	\$ 996

TRANSPARENT AND PLATINUM POWDER COAT NOT AVAILABLE  
BEAM WILL ALWAYS BE BLACK

**Quanta Max**  
Ply Beam  
Arms on Ends



**VERSTEEL**

**Questions?**

800 876 2120

top >  
edge >

edge ordering code >

edge ordering code >  
Seats Only  
(no table)

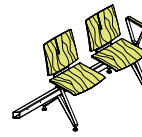
	Description	Model#	Product Wt	Grade		Laminate PVC	Laminate Wood	Veneer Wood
	<b>Standard Frame</b> 4-Leg Base with Arms 2 Seats Shell: Ply Seat: Upholstered Pad	<b>QUPYBL2A-04</b>	72	2/COM	2543	Flat  <b>LPIS</b>	Flat  <b>LWIS</b>	Flat  <b>VWIS</b>
				3	2620			
				4	2698			
				5	2765			
				6	2842			
	<b>Corner Table Frame</b> 4-Leg Base with Arms 2 Seats with Corner Table Right Shell: Ply Seat: Upholstered Pad	<b>QUPYBL2A-04 R</b>	81	2/COM	2704			
				3	2781			
				4	2858			
				5	2924			
				6	3002			
	<b>Corner Table</b> Sold Separately	<b>AQUHDBL3 2634RE</b>	18			973	1603	2398
	<b>Corner Table Frame</b> 4-Leg Base with Arms 2 Seats with Corner Table Left Shell: Ply Seat: Upholstered Pad	<b>QUPYBL2A-04 L</b>	81	2/COM	2704			
				3	2781			
				4	2858			
				5	2924			
				6	3002			
	<b>Corner Table</b> Sold Separately	<b>AQUHDBL3 2634RE</b>	18			973	1603	2398








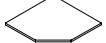

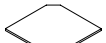


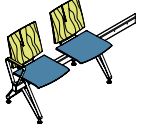
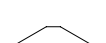
**COM Yardage**  
Refer to page 295.

For model numbers that have a corner table option, the corner table must be purchased separately.  
Refer to pages 291 to 293 for dimensions.

**To Order, Specify...**

- 1 Model Number
- 2 Shell Color
- 3 Leg Color
- 4 Upholstery Selection
- 5 Top Material
- 6 Edge Detail and Color



Description	Model#	Product Wt	Grade	top > edge >			
				Laminate PVC	Laminate Wood	Veneer Wood	
				edge ordering code >			
				Flat	Flat	Flat	
							
				LPIS	LWIS	VWIS	
				Fluted	Fluted	Fluted	
							
				LPFIS	LWFIS	VWFIS	
				Seats Only (no table)			
 	<b>Corner Table Frame</b> 4-Leg Base with Arm 2 Seats with Corner Table Right Shell: Ply	<b>QUPYBL2AE-07 R</b>	74	Ply	2369		
	<b>Corner Table</b> Orderd Separately	<b>AQUHDBL3 2634RE</b>	18			973	1603 2398
 	<b>Corner Table Frame</b> 4-Leg Base with Arm 2 Seats with Corner Table Left Shell: Ply	<b>QUPYBL2AE-07 L</b>	74	Ply	2369		
	<b>Corner Table</b> Ordered Separately	<b>AQUHDBL3 2634RE</b>	18			973	1603 2398
 	<b>Corner Table Frame</b> 4-Leg Base with Arm 2 Seats with Corner Table Right Shell: Ply Seat: Upholstered Pad	<b>QUPYBL2AE-04 R</b>	78	2/COM 3 4 5 6	2318 2397 2473 2537 2615		
	<b>Corner Table</b> Ordered Separately	<b>AQUHDBL3 2634RE</b>	18			973	1603 2398
 	<b>Corner Table Frame</b> 4-Leg Base with Arm 2 Seats with Corner Table Left Shell: Ply Seat: Upholstered Pad	<b>QUPYBL2AE-04 L</b>	78	2/COM 3 4 5 6	2318 2397 2473 2537 2615		
	<b>Corner Table</b> Sold Separately	<b>AQUHDBL3 2634RE</b>	18			973	1603 2398

**COM Yardage**  
 Refer to page 295.

For model numbers that have a corner table option, the corner table must be purchased separately.  
 Refer to pages 291 to 293 for dimensions.

Finish Options	Price
Chrome .....	\$ 165
Nickel.....	\$ 223
Powder Coat - Standard.....	n/c
Powder Coat - Premium.....	\$ 165

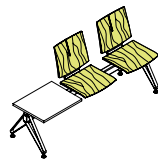
TRANSPARENT AND PLATINUM POWDER COAT NOT AVAILABLE  
 BEAM WILL ALWAYS BE BLACK

Wire Management Options	Code	Price
Wire Management Beam (per beam) .....	WHDS	\$ 256

**Power and Data Options**  
 Please reference the Power + Data Price List

Custom Charges	Code	Price
Powder Coat Alternative (per color) .....	OPA	call
Stain Finish Match (per finish) .....	OSM	\$ 996







**Quanta Max**  
Ply Beam  
Armless

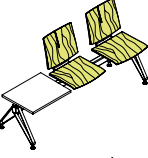

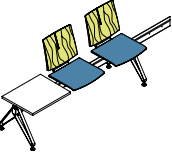


**VERSTEEL**

**Questions?**

800 876 2120

top >	Laminate PVC	Laminate Wood	Veneer Wood
edge >	Flat 	Flat 	Flat 
edge ordering code >	<b>LPIS</b>	<b>LWIS</b>	<b>VWIS</b>
edge >	Fluted 	Fluted 	Fluted 
edge ordering code >	<b>LPFIS</b>	<b>LWFIS</b>	<b>VWFIS</b>

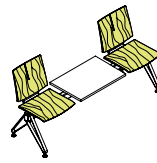
	Description	Model#	Product Wt	Grade			
	<b>Standard Frame</b> 4-Leg Base Armless 2 Seats, 1 Top Right Shell: Ply	<b>QUPYBL3-07 3</b>	80	Ply	2414	2753	3344
	<b>Corner Table Frame</b> 4-Leg Base Armless 2 Seats, 1 Top Right with Corner Table Left Shell: Ply	<b>QUPYBL3-07 3L</b>	91	Ply	2578	2917	3505
	<b>Corner Table</b> Ordered Separately	<b>AQUHDBL3 2939RE</b>	22		973	1603	2398
	<b>Standard Frame</b> 4-Leg Base Armless 2 Seats, 1 Top Right Shell: Ply Seat: Upholstered Pad	<b>QUPYBL3-04 3</b>	83	2/COM	2881	3217	3809
				3	2964	3302	3892
				4	3035	3372	3965
				5	3098	3439	4027
				6	3177	3514	4105
	<b>Corner Table Frame</b> 4-Leg Base Armless 2 Seats, 1 Top Right with Corner Table Left Shell: Ply Seat: Upholstered Pad	<b>QUPYBL3-04 3L</b>	94	2/COM	3040	3380	3969
				3	3119	3457	4049
				4	3200	3536	4127
				5	3261	3599	4189
				6	3337	3676	4267
<b>Corner Table</b> Ordered Separately	<b>AQUHDBL3 2939RE</b>	22		973	1603	2398	

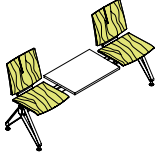
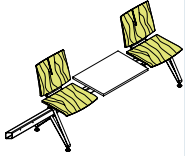
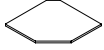
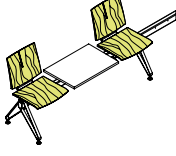
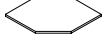
**COM Yardage**  
Refer to page 295.

For model numbers that have a corner table option, the corner table must be purchased separately.  
Refer to pages 291 to 293 for dimensions.

**To Order, Specify...**

- 1 Model Number
- 2 Shell Color
- 3 Leg Color
- 4 Upholstery Selection
- 5 Top Material
- 6 Edge Detail and Color



Description	Model#	Product Wt	Grade	top > edge >		
				Laminate PVC	Laminate Wood	Veneer Wood
 <b>Standard Frame</b> 4-Leg Base Armless 2 Seats, 1 Top Center Shell: Ply	QUPYBL3-07 2	80	Ply	Flat	Flat	Flat
				edge ordering code >	<b>LPIS</b>	<b>LWIS</b>
 <b>Corner Table Frame</b> 4-Leg Base Armless 2 Seats, 1 Top Center with Corner Table Right Shell: Ply	QUPYBL3-07 2R	91	Ply	Fluted	Fluted	Fluted
				edge ordering code >	<b>LPFIS</b>	<b>LWFIS</b>
 <b>Corner Table</b> Ordered Separately	AQUHDBL3 2939RE	22		973	1603	2398
 <b>Corner Table Frame</b> 4-Leg Base Armless 2 Seats, 1 Top Center with Corner Table Left Shell: Ply	QUPYBL3-07 2L	91	Ply	Fluted	Fluted	Fluted
				edge ordering code >	<b>LPFIS</b>	<b>LWFIS</b>
 <b>Corner Table</b> Ordered Separately	AQUHDBL3 2939RE	22		973	1603	2398

For model numbers that have a corner table option, the corner table must be purchased separately.  
Refer to pages 291 to 293 for dimensions.

Finish Options	Price
Chrome .....	\$ 165
Nickel .....	\$ 223
Powder Coat - Standard .....	n/c
Powder Coat - Premium .....	\$ 165

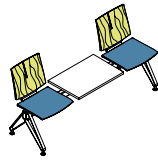
TRANSPARENT AND PLATINUM POWDER COAT NOT AVAILABLE  
BEAM WILL ALWAYS BE BLACK

Wire Management Options	Code	Price
Wire Management Beam (per beam) .....	WHDS	\$ 256

**Power and Data Options**  
Please reference the Power + Data Price List

Custom Charges	Code	Price
Powder Coat Alternative (per color) .....	OPA	call
Stain Finish Match (per finish) .....	OSM	\$ 996

**Quanta Max**  
Ply Beam  
Armless



**VERSTEEL**

**Questions?**

800 876 2120

top >  
edge >

edge ordering code >

edge ordering code >

	Laminate PVC	Laminate Wood	Veneer Wood
	Flat 	Flat 	Flat 
	<b>LPIS</b>	<b>LWIS</b>	<b>VWIS</b>
	Fluted 	Fluted 	Fluted 
	<b>LPFIS</b>	<b>LWFIS</b>	<b>VWFIS</b>
	2881	3217	3809
	2964	3302	3892
	3035	3372	3965
	3098	3439	4027
	3177	3514	4105
	3040	3380	3969
	3119	3457	4049
	3200	3536	4127
	3261	3599	4189
	3337	3676	4267
	973	1603	2398
	3040	3380	3969
	3119	3457	4049
	3200	3536	4127
	3261	3599	4189
	3337	3676	4267
	973	1603	2398

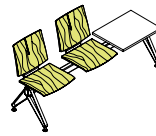
	Description	Model#	Product Wt	Grade
	<b>Standard Frame</b> 4-Leg Base Armless 2 Seats, 1 Top Center Shell: Ply Seat: Upholstered Pad	<b>QUPYBL3-04 2</b>	83	2/COM
	<b>Corner Table Frame</b> 4-Leg Base Armless 2 Seats, 1 Top Center with Corner Table Right Shell: Ply Seat: Upholstered Pad	<b>QUPYBL3-04 2R</b>	94	2/COM
	<b>Corner Table</b> Ordered Separately	<b>AQUHDBL3 2939RE</b>	22	
	<b>Corner Table Frame</b> 4-Leg Base Armless 2 Seats, 1 Top Center with Corner Table Left Shell: Ply Seat: Upholstered Pad	<b>QUPYBL3-04 2L</b>	94	2/COM
	<b>Corner Table</b> Ordered Separately	<b>AQUHDBL3 2939RE</b>	22	

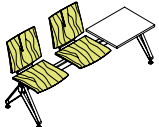






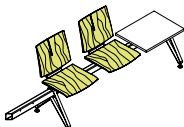
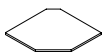

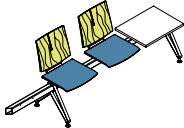
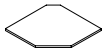
**COM Yardage**  
Refer to page 295.

For model numbers that have a corner table option, the corner table must be purchased separately.  
Refer to pages 291 to 293 for dimensions.

**To Order, Specify...**

- 1 Model Number
- 2 Shell Color
- 3 Leg Color
- 4 Upholstery Selection
- 5 Top Material
- 6 Edge Detail and Color



Description	Model#	Product Wt	Grade	top > edge >		
				Laminate PVC	Laminate Wood	Veneer Wood
 <b>Standard Frame</b> 4-Leg Base Armless 2 Seats, 1 Top Left Shell: Ply	QUPYBL3-071	80	Ply	Flat  edge ordering code > <b>LP1S</b>	Flat  edge ordering code > <b>LW1S</b>	Flat  edge ordering code > <b>VW1S</b>
				Fluted  edge ordering code > <b>LPF1S</b>	Fluted  edge ordering code > <b>LWF1S</b>	Fluted  edge ordering code > <b>VWF1S</b>
 <b>Corner Table Frame</b> 4-Leg Base Armless 2 Seats, 1 Top Left with Corner Table Right Shell: Ply	QUPYBL3-07 1R	91	Ply	2414	2753	3344
				2578	2917	3505
 <b>Corner Table</b> Ordered Separately	AQUHDBL3 2939RE	22		973	1603	2398
 <b>Standard Frame</b> 4-Leg Base Armless 2 Seats, 1 Top Left Shell: Ply Seat: Upholstered Pad	QUPYBL3-04 1	83	2/COM	2881	3217	3809
			3	3964	3302	3892
			4	3035	3372	3965
			5	3098	3439	4027
			6	3177	3514	4105
 <b>Corner Table Frame</b> 4-Leg Base Armless 2 Seats, 1 Top Left with Corner Table Right Shell: Ply Ordered: Upholstered Pad	QUPYBL3-04 1R	94	2/COM	3040	3380	3969
			3	3119	3457	4049
			4	3200	3536	4127
			5	3261	3599	4189
			6	3337	3676	4267
 <b>Corner Table</b> Sold Separately	AQUHDBL3 2939RE	22		973	1603	2398

**COM Yardage**  
Refer to page 295.

For model numbers that have a corner table option, the corner table must be purchased separately.  
Refer to pages 291 to 293 for dimensions.

Finish Options	Price
Chrome .....	\$ 165
Nickel .....	\$ 223
Powder Coat - Standard .....	n/c
Powder Coat - Premium .....	\$ 165


TRANSPARENT AND PLATINUM POWDER COAT NOT AVAILABLE  
BEAM WILL ALWAYS BE BLACK

Wire Management Options	Code	Price
Wire Management Beam (per beam) .....	WHDS	\$ 256

**Power and Data Options**  
Please reference the Power + Data Price List

Custom Charges	Code	Price
Powder Coat Alternative (per color) .....	OPA	call
Stain Finish Match (per finish) .....	OSM	\$ 996

**Quanta Max**  
Ply Beam  
Arms on Both Seats



**VERSTEEL**

**Questions?**

800 876 2120

top >	Laminate PVC	Laminate Wood	Veneer Wood
edge >	Flat	Flat	Flat
edge ordering code >	<b>LPIS</b>	<b>LWIS</b>	<b>VWIS</b>
	Fluted	Fluted	Fluted
edge ordering code >	<b>LPFIS</b>	<b>LWFIS</b>	<b>VWFIS</b>

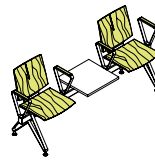
	Description	Model#	Product Wt	Grade			
	<b>Standard Frame</b> 4-Leg Base with Arms 2 Seats, 1 Top Right Shell: Ply	<b>QUPYBL3AA-07 3</b>	88	Ply	2932	3268	3860
	<b>Corner Table Frame</b> 4-Leg Base with Arms 2 Seats, 1 Top Right with Corner Table Left Shell: Ply	<b>QUPYBL3AA-07 3L</b>	97	Ply	3092	3430	4020
	<b>Corner Table</b> Ordered Separately	<b>AQUHDBL3 2634RE</b>	18		973	1603	2398
	<b>Standard Frame</b> 4-Leg Base with Arms 2 Seats, 1 Top Right Shell: Ply Seat: Upholstered Pad	<b>QUPYBL3AA-04 3</b>	96	2/COM	3395	3734	4326
				3	3474	3812	4401
				4	3550	3889	4480
				5	3618	3955	4544
				6	3694	4029	4622
	<b>Corner Table Frame</b> 4-Leg Base with Arms 2 Seats, 1 Top Right with Corner Table Left Shell: Ply Seat: Upholstered Pad	<b>QUPYBL3AA-04 3L</b>	104	2/COM	3557	3897	4262
				3	3633	3973	4487
				4	3711	4051	4641
				5	3777	4113	4704
				6	3855	4192	4783
	<b>Corner Table</b> Ordered Separately	<b>AQUHDBL3 2634RE</b>	18		973	1603	2398

**COM Yardage**  
Refer to page 295.

For model numbers that have a corner table option, the corner table must be purchased separately.  
Refer to pages 291 to 293 for dimensions.

**To Order, Specify...**

- 1 Model Number
- 2 Shell Color
- 3 Leg Color
- 4 Upholstery Selection
- 5 Top Material
- 6 Edge Detail and Color



Description	Model#	Product Wt	Grade	top > edge >		
				Laminate PVC	Laminate Wood	Veneer Wood
				Flat  LPIS	Flat  LWIS	Flat  VWIS
				Fluted  LPFIS	Fluted  LWFIS	Fluted  VWFIS
<b>Standard Frame</b> 4-Leg Base with Arms 2 Seats, 1 Top Center Shell: Ply	QUPYBL3AA-072	93	Ply	2932	3268	3860
<b>Corner Table Frame</b> 4-Leg Base with Arms 2 Seats, 1 Top Center with Corner Table Right Shell: Ply	QUPYBL3AA-072R	102	Ply	3092	3430	4020
<b>Corner Table</b> Ordered Separately	AQUHDBL3 2634RE	18		973	1603	2398
<b>Corner Table Frame</b> 4-Leg Base with Arms 2 Seats, 1 Top Center with Corner Table Left Shell: Ply	QUPYBL3AA-072L	102	Ply	3092	3430	4020
<b>Corner Table</b> Ordered Separately	AQUHDBL3 2634RE	18		973	1603	2398

For model numbers that have a corner table option, the corner table must be purchased separately.  
Refer to pages 291 to 293 for dimensions.

Finish Options	Price
Chrome .....	\$ 165
Nickel .....	\$ 223
Powder Coat - Standard .....	n/c
Powder Coat - Premium .....	\$ 165

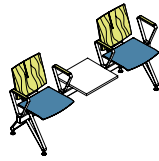
Wire Management Options	Code	Price
Wire Management Beam (per beam) .....	WHDS	\$ 256

**Power and Data Options**  
Please reference the Power + Data Price List

Custom Charges	Code	Price
Powder Coat Alternative (per color) .....	OPA	call
Stain Finish Match (per finish) .....	OSM	\$ 996

TRANSPARENT AND PLATINUM POWDER COAT NOT AVAILABLE  
BEAM WILL ALWAYS BE BLACK

**Quanta Max**  
Ply Beam  
Arms on Both Seats



**VERSTEEL**

**Questions?**

800 876 2120

top >  
edge >

edge ordering code >

edge ordering code >

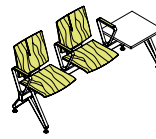
	Laminate PVC	Laminate Wood	Veneer Wood			
	Flat	Flat	Flat			
	<b>LPIS</b>	<b>LWIS</b>	<b>VWIS</b>			
	Fluted	Fluted	Fluted			
	<b>LPFIS</b>	<b>LWFIS</b>	<b>VWFIS</b>			
Description	Model#	Product Wt	Grade			
 <b>Standard Frame</b> 4-Leg Base with Arms 2 Seats, 1 Top Center Shell: Ply Seat: Upholstered Pad	<b>QUPYBL3AA-04 2</b>	98	2/COM	3395	3734	4326
			3	3474	3812	4401
			4	3550	3889	4480
			5	3618	3955	4544
			6	3694	4029	4622
			 <b>Corner Table Frame</b> 4-Leg Base with Arms 2 Seats, 1 Top Center with Corner Table Right Shell: Ply Seat: Upholstered Pad	<b>QUPYBL3AA-04 2R</b>	106	2/COM
3	3633	3973				4561
4	3711	4051				4641
5	3777	4113				4704
6	3855	4192				4783
 <b>Corner Table</b> Ordered Separately	<b>AQUHDBL3 2634RE</b>	18				
 <b>Corner Table Frame</b> 4-Leg Base with Arms 2 Seats, 1 Top Center with Corner Table Left Shell: Ply Seat: Upholstered Pad	<b>QUPYBL3AA-04 2L</b>	106	2/COM	3557	3897	4487
			3	3633	3973	4561
			4	3711	4051	4641
			5	3777	4113	4704
			6	3855	4192	4783
			 <b>Corner Table</b> Ordered Separately	<b>AQUHDBL3 2634RE</b>	18	

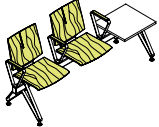
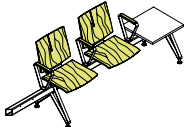

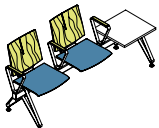
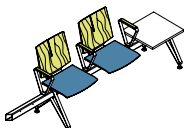

**COM Yardage**  
Refer to page 295.

For model numbers that have a corner table option, the corner table must be purchased separately.  
Refer to pages 291 to 293 for dimensions.

**To Order, Specify...**

- 1 Model Number
- 2 Shell Color
- 3 Leg Color
- 4 Upholstery Selection
- 5 Top Material
- 6 Edge Detail and Color



Description	Model#	Product Wt	Grade	top > edge >		
				Laminate PVC	Laminate Wood	Veneer Wood
				edge ordering code >		
				LPIS	LWIS	VWIS
				edge ordering code >		
				LPFIS	LWFIS	VWFIS
 <b>Standard Frame</b> 4-Leg Base with Arms 2 Seats, 1 Top Left Shell: Ply	QUPYBL3AA-071	88	Ply	2932	3268	3860
 <b>Corner Table Frame</b> 4-Leg Base with Arms 2 Seats, 1 Top Left with Corner Table Right Shell: Ply	QUPYBL3AA-071R	97	Ply	3092	3430	4020
 <b>Corner Table</b> Ordered Separately	AQUHDBL3 2634RE	18		973	1603	2398
 <b>Standard Frame</b> 4-Leg Base with Arms 2 Seats, 1 Top Left Shell: Ply Seat: Upholstered Pad	QUPYBL3AA-041	96	2/COM	3395	3734	4326
			3	3474	3812	4401
			4	3550	3889	4480
			5	3618	3955	4544
			6	3694	4029	4622
 <b>Corner Table Frame</b> 4-Leg Base with Arms 2 Seats, 1 Top Left with Corner Table Right Shell: Ply Seat: Upholstered Pad	QUPYBL3AA-041R	104	2/COM	3557	3897	4487
			3	3633	3973	4561
			4	3711	4051	4641
			5	3777	4113	4704
			6	3855	4192	4783
 <b>Corner Table</b> Ordered Separately	AQUHDBL3 2634RE	18		973	1603	2398

**COM Yardage**  
Refer to page 295.

For model numbers that have a corner table option, the corner table must be purchased separately.  
Refer to pages 291 to 293 for dimensions.

Finish Options	Price
Chrome .....	\$ 165
Nickel .....	\$ 223
Powder Coat - Standard .....	n/c
Powder Coat - Premium .....	\$ 165

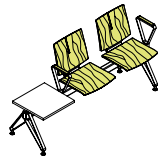
TRANSPARENT AND PLATINUM POWDER COAT NOT AVAILABLE  
BEAM WILL ALWAYS BE BLACK

Wire Management Options	Code	Price
Wire Management Beam (per beam) .....	WHDS	\$ 256

**Power and Data Options**  
Please reference the Power + Data Price List

Custom Charges	Code	Price
Powder Coat Alternative (per color) .....	OPA	call
Stain Finish Match (per finish) .....	OSM	\$ 996







**Quanta Max**  
Ply Beam  
Arms on Ends

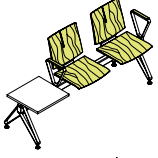


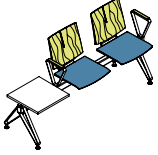




**VERSTEEL**

**Questions?**

800 876 2120

top >	Laminate PVC	Laminate Wood	Veneer Wood
edge >	Flat 	Flat 	Flat 
edge ordering code >	<b>LPIS</b>	<b>LWIS</b>	<b>VWIS</b>
edge >	Fluted 	Fluted 	Fluted 
edge ordering code >	<b>LPFIS</b>	<b>LWFIS</b>	<b>VWFIS</b>

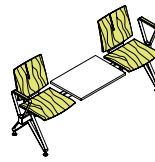
	Description	Model#	Product Wt	Grade			
	<b>Standard Frame</b> 4-Leg Base with Arms 2 Seats, 1 Top Right Shell: Ply	<b>QUPYBL3A-07 3</b>	88	Ply	2673	3011	3602
	<b>Corner Table Frame</b> 4-Leg Base with Arms 2 Seats, 1 Top Right with Corner Table Left Shell: Ply	<b>QUPYBL3A-07 3L</b>	96	Ply	2833	3175	3765
	<b>Corner Table</b> Ordered Separately	<b>AQUHDBL3 2634RE</b>	18		973	1603	2398
	<b>Standard Frame</b> 4-Leg Base with Arms 2 Seats, 1 Top Right Shell: Ply Seat: Upholstered Pad	<b>QUPYBL3A-04 3</b>	92	2/COM	3137	3476	4067
				3	3215	3552	4144
				4	3291	3631	4221
				5	3360	3696	4287
				6	3432	3775	4364
	<b>Corner Table Frame</b> 4-Leg Base with Arms 2 Seats, 1 Top Right with Corner Table Left Shell: Ply Seat: Upholstered Pad	<b>QUPYBL3A-04 3L</b>	102	2/COM	3297	3636	4227
				3	3154	3472	4024
				4	3453	3792	4381
				5	3518	3858	4448
				6	3596	3935	4524
	<b>Corner Table</b> Ordered Separately	<b>AQUHDBL3 2634RE</b>	18		973	1603	2398

**COM Yardage**  
Refer to page 295.

For model numbers that have a corner table option, the corner table must be purchased separately.  
Refer to pages 291 to 293 for dimensions.

**To Order, Specify...**

- 1 Model Number
- 2 Shell Color
- 3 Leg Color
- 4 Upholstery Selection
- 5 Top Material
- 6 Edge Detail and Color



Description	Model#	Product Wt	Grade	top > edge >		
				Laminate PVC	Laminate Wood	Veneer Wood
				Flat  LP1S	Flat  LW1S	Flat  VW1S
				Fluted  LPF1S	Fluted  LWF1S	Fluted  VWF1S
 <b>Standard Frame</b> 4-Leg Base with Arms 2 Seats, 1 Top Center Shell: Ply	QUPYBL3A-07 2	88	Ply	2673	3011	3602
 <b>Corner Table Frame</b> 4-Leg Base with Arms 2 Seats, 1 Top Center with Corner Table Right Shell: Ply	QUPYBL3A-07 2R	96	Ply	2833	3175	3765
 <b>Corner Table</b> Sold Separately	AQUHDBL3 2634RE	18		973	1603	2398
 <b>Corner Table Frame</b> 4-Leg Base with Arms 2 Seats, 1 Top Center with Corner Table Left Shell: Ply	QUPYBL3A-07 2L	96	Ply	2833	3175	3765
 <b>Corner Table</b> Sold Separately	AQUHDBL3 2634RE	18		973	1603	2398

For model numbers that have a corner table option, the corner table must be purchased separately.  
Refer to pages 291 to 293 for dimensions.

Finish Options	Price
Chrome .....	\$ 165
Nickel.....	\$ 223
Powder Coat - Standard.....	n/c
Powder Coat - Premium.....	\$ 165

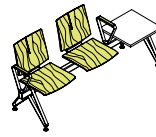
Wire Management Options	Code	Price
Wire Management Beam (per beam) .....	WHDS	\$ 256







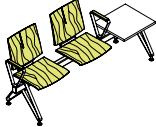


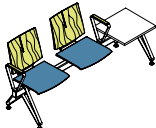
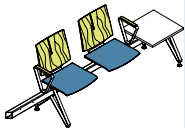
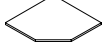
**Power and Data Options**  
Please reference the Power + Data Price List

Custom Charges	Code	Price
Powder Coat Alternative (per color) .....	OPA	call
Stain Finish Match (per finish) .....	OSM	\$ 996

TRANSPARENT AND PLATINUM POWDER COAT NOT AVAILABLE  
BEAM WILL ALWAYS BE BLACK





Description	Model#	Product Wt	Grade	top > edge >		
				Laminate PVC	Laminate Wood	Veneer Wood
				Flat  edge ordering code > <b>LPIS</b>	Flat  edge ordering code > <b>LWIS</b>	Flat  edge ordering code > <b>VWIS</b>
				Fluted  edge ordering code > <b>LPFIS</b>	Fluted  edge ordering code > <b>LWFIS</b>	Fluted  edge ordering code > <b>VWFIS</b>
 <b>Standard Frame</b> 4-Leg Base with Arms 2 Seats, 1 Top Left Shell: Ply	<b>QUPYBL3A-071</b>	88	Ply	2673	3011	3602
 <b>Corner Table Frame</b> 4-Leg Base with Arms 2 Seats, 1 Top Left with Corner Table Right Shell: Ply	<b>QUPYBL3A-071R</b>	96	Ply	2833	3175	3765
 <b>Corner Table</b> Ordered Separately	<b>AQUHDBL3 2634RE</b>	18		973	1603	2398
 <b>Standard Frame</b> 4-Leg Base with Arms 2 Seats, 1 Top Left Shell: Ply Seat: Upholstered Pad	<b>QUPYBL3A-041</b>	92	2/COM	3137	3476	4067
			3	3215	3552	4144
			4	3291	3631	4221
			5	3360	3696	4287
			6	3432	3775	4364
 <b>Corner Table Frame</b> 4-Leg Base with Arms 2 Seats, 1 Top Left with Corner Table Right Shell: Ply Seat: Upholstered Pad	<b>QUPYBL3A-041R</b>	102	2/COM	3297	3636	4227
			3	3375	3715	4306
			4	3453	3792	4381
			5	3518	3858	4448
			6	3596	3935	4524
 <b>Corner Table</b> Ordered Separately	<b>AQUHDBL3 2634RE</b>	18		973	1603	2398

**COM Yardage**  
Refer to page 295.

For model numbers that have a corner table option, the corner table must be purchased separately.  
Refer to pages 291 to 293 for dimensions.

Finish Options	Price
Chrome .....	\$ 165
Nickel .....	\$ 223
Powder Coat - Standard .....	n/c
Powder Coat - Premium .....	\$ 165

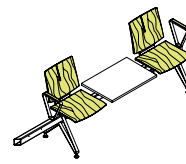
TRANSPARENT AND PLATINUM POWDER COAT NOT AVAILABLE  
BEAM WILL ALWAYS BE BLACK

Wire Management Options	Code	Price
Wire Management Beam (per beam) .....	WHDS	\$ 256

**Power and Data Options**  
Please reference the Power + Data Price List

Custom Charges	Code	Price
Powder Coat Alternative (per color) .....	OPA	call
Stain Finish Match (per finish) .....	OSM	\$ 996





Description	Model#	Product Wt	Grade	top > edge >		
				Laminate PVC	Laminate Wood	Veneer Wood
 Corner Table Frame 4-Leg Base with Arm 2 Seats, 1 Top Center with Corner Table Right Shell: Ply	QUPYBL3AE-07 2R	97	Ply	Flat	Flat	Flat
				edge ordering code >	LP1S	LW1S
 Corner Table Ordered Separately	AQUHDBL3 2634RE	18		Fluted	Fluted	Fluted
				edge ordering code >	LPF1S	LWF1S
 Corner Table Frame 4-Leg Base with Arm 2 Seats, 1 Top Center with Corner Table Left Shell: Ply	QUPYBL3AE-07 2L	97	Ply	2704	3046	3633
				Corner Table	AQUHDBL3 2634RE	18
 Corner Table Frame 4-Leg Base with Arm 2 Seats, 1 Top Center with Corner Table Right Shell: Ply Seat: Upholstered Pad	QUPYBL3AE-04 2R	101	2/COM	3	3509	4100
				3	3247	3587
 Corner Table Ordered Separately	AQUHDBL3 2634RE	18		4	3663	4255
				4	3324	3663
 Corner Table Frame 4-Leg Base with Arm 2 Seats, 1 Top Center with Corner Table Left Shell: Ply Seat: Upholstered Pad	QUPYBL3AE-04 2L	101	2/COM	5	3729	4318
				5	3391	3729
 Corner Table Ordered Separately	AQUHDBL3 2634RE	18		6	3806	4397
				6	3468	3806
 Corner Table Ordered Separately	AQUHDBL3 2634RE	18		973	1603	2398
				973	1603	2398

**COM Yardage**  
Refer to page 295.

For model numbers that have a corner table option, the corner table must be purchased separately.  
Refer to pages 291 to 293 for dimensions.

Finish Options	Price
Chrome .....	\$ 165
Nickel .....	\$ 223
Powder Coat - Standard .....	n/c
Powder Coat - Premium .....	\$ 165

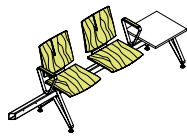
TRANSPARENT AND PLATINUM POWDER COAT NOT AVAILABLE  
BEAM WILL ALWAYS BE BLACK

Wire Management Options	Code	Price
Wire Management Beam (per beam) .....	WHDS	\$ 256

**Power and Data Options**  
Please reference the Power + Data Price List

Custom Charges	Code	Price
Powder Coat Alternative (per color) .....	OPA	call
Stain Finish Match (per finish) .....	OSM	\$ 996

**Quanta Max**  
Ply Beam  
Arms on One End Outside Seats



**VERSTEEL**







**Questions?**

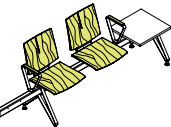

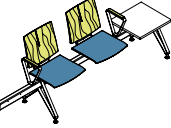

800 876 2120

top >  
edge >

edge ordering code >

edge ordering code >

	Laminate PVC	Laminate Wood	Veneer Wood
	Flat  <b>LPIS</b>	Flat  <b>LWIS</b>	Flat  <b>VWIS</b>
	Fluted  <b>LPFIS</b>	Fluted  <b>LWFIS</b>	Fluted  <b>VWFIS</b>
	2704	3046	3633
	973	1603	2398
	3170	3509	4100
	3247	3587	4175
	3324	3663	4255
	3391	3729	4318
	3468	3806	4397
	973	1603	2398

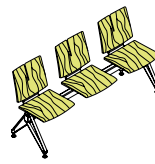
	Description	Model#	Product Wt	Grade
	<b>Corner Table Frame</b> 4-Leg Base with Arm 2 Seats, 1 Top Left with Corner Table Right Shell: Ply	<b>QUPYBL3AE-07 1R</b>	92	Ply
	<b>Corner Table</b> Ordered Separately	<b>AQUHDBL3 2634RE</b>	18	
	<b>Corner Table Frame</b> 4-Leg Base with Arm 2 Seats, 1 Top Left with Corner Table Right Shell: Ply Seat: Upholstered Pad	<b>QUPYBL3AE-04 1R</b>	96	2/COM 3 4 5 6
	<b>Corner Table</b> Ordered Separately	<b>AQUHDBL3 2634RE</b>	18	

**COM Yardage**  
Refer to page 295.

For model numbers that have a corner table option, the corner table must be purchased separately.  
Refer to pages 291 to 293 for dimensions.

**To Order, Specify...**

- 1 Model Number
- 2 Shell Color
- 3 Leg Color
- 4 Upholstery Selection
- 5 Top Material
- 6 Edge Detail and Color



Description	Model#	Product Wt	Grade	top > edge >		
				Laminate PVC	Laminate Wood	Veneer Wood
				Flat  <b>LPIS</b>	Flat  <b>LWIS</b>	Flat  <b>VWIS</b>
				Fluted  <b>LPFIS</b>	Fluted  <b>LWFIS</b>	Fluted  <b>VWFIS</b>
			Seats Only (no table)			
<b>Standard Frame</b> 4-Leg Base Armless 3 Seats Shell: Ply	<b>QUPYBL3-07</b>	80	Ply	2547		
<b>Corner Table Frame</b> 4-Leg Base Armless 3 Seats with Corner Table Right Shell: Ply	<b>QUPYBL3-07 R</b>	91	Ply	2708		
<b>Corner Table</b> Ordered Separately	<b>AQUHDBL3 2939RE</b>	22			973	1603
<b>Corner Table Frame</b> 4-Leg Base Armless 3 Seats with Corner Table Left Shell: Ply	<b>QUPYBL3-07 L</b>	91	Ply	2708		
<b>Corner Table</b> Ordered Separately	<b>AQUHDBL3 2939RE</b>	22			973	1603

For model numbers that have a corner table option, the corner table must be purchased separately.  
Refer to pages 291 to 293 for dimensions.

Finish Options	Price
Chrome .....	\$ 165
Nickel.....	\$ 223
Powder Coat - Standard.....	n/c
Powder Coat - Premium.....	\$ 165

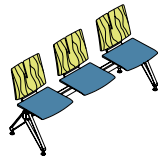
Wire Management Options	Code	Price
Wire Management Beam (per beam) .....	WHDS	\$ 256

**Power and Data Options**  
Please reference the Power + Data Price List

Custom Charges	Code	Price
Powder Coat Alternative (per color) .....	OPA	call
Stain Finish Match (per finish) .....	OSM	\$ 996

TRANSPARENT AND PLATINUM POWDER COAT NOT AVAILABLE  
BEAM WILL ALWAYS BE BLACK

**Quanta Max**  
Ply Beam  
Armless



**VERSTEEL**

**Questions?**

800 876 2120

top >  
edge >

edge ordering code >

edge ordering code >

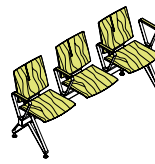
	Description	Model#	Product Wt	Grade		Laminate PVC	Laminate Wood	Veneer Wood
						Flat  <b>LPIS</b>	Flat  <b>LWIS</b>	Flat  <b>VWIS</b>
					Seats Only (no table)	Fluted  <b>LPFIS</b>	Fluted  <b>LWFIS</b>	Fluted  <b>VWFIS</b>
	<b>Standard Frame</b> 4-Leg Base Armless 3 Seats Shell: Ply Seat: Upholstered Pad	<b>QUPYBL3-04</b>	87	2/COM 3 4 5 6	3242 3361 3476 3571 3688			
	<b>Corner Table Frame</b> 4-Leg Base Armless 3 Seats with Corner Table Right Shell: Ply Seat: Upholstered Pad	<b>QUPYBL3-04 R</b>	98	2/COM 3 4 5 6	3402 3519 3636 3733 3851			
	<b>Corner Table</b> Ordered Separately	<b>AQUHDBL3 2939RE</b>	22			973	1603	2398
	<b>Corner Table Frame</b> 4-Leg Base Armless 3 Seats with Corner Table Left Shell: Ply Seat: Upholstered Pad	<b>QUPYBL3-04 L</b>	98	2/COM 3 4 5 6	3402 3519 3636 3733 3851			
	<b>Corner Table</b> Ordered Separately	<b>AQUHDBL3 2939RE</b>	22			973	1603	2398

**COM Yardage**  
Refer to page 295.

For model numbers that have a corner table option, the corner table must be purchased separately.  
Refer to pages 291 to 293 for dimensions.

**To Order, Specify...**

- 1 Model Number
- 2 Shell Color
- 3 Leg Color
- 4 Upholstery Selection
- 5 Top Material
- 6 Edge Detail and Color



					top >	Laminate PVC	Laminate Wood	Veneer Wood	
					edge >		Flat	Flat	Flat
					edge ordering code >		<b>LPIS</b>	<b>LWIS</b>	<b>VWIS</b>
					edge ordering code >	Seats Only (no table)	Fluted	Fluted	Fluted
					edge ordering code >		<b>LPFIS</b>	<b>LWFIS</b>	<b>VWFIS</b>
Description	Model#	Product Wt	Grade						
<b>Standard Frame</b> 4-Leg Base with Arms 3 Seats Shell: Ply	<b>QUPYBL3AA-07</b>	96	Ply	3320					
<b>Corner Table Frame</b> 4-Leg Base with Arms 3 Seats with Corner Table Right Shell: Ply	<b>QUPYBL3AA-07 R</b>	106	Ply	3481					
<b>Corner Table</b> Ordered Separately	<b>AQUHDBL3 2634RE</b>	18			973	1603	2398		
<b>Corner Table Frame</b> 4-Leg Base with Arms 3 Seats with Corner Table Left Shell: Ply	<b>QUPYBL3AA-07 L</b>	106	Ply	3481					
<b>Corner Table</b> Ordered Separately	<b>AQUHDBL3 2634RE</b>	18			973	1603	2398		

For model numbers that have a corner table option, the corner table must be purchased separately.  
Refer to pages 291 to 293 for dimensions.

Finish Options	Price
Chrome .....	\$ 165
Nickel.....	\$ 223
Powder Coat - Standard.....	n/c
Powder Coat - Premium.....	\$ 165

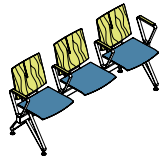
Wire Management Options	Code	Price
Wire Management Beam (per beam) .....	WHDS	\$ 256

**Power and Data Options**  
Please reference the Power + Data Price List

Custom Charges	Code	Price
Powder Coat Alternative (per color) .....	OPA	call
Stain Finish Match (per finish) .....	OSM	\$ 996

TRANSPARENT AND PLATINUM POWDER COAT NOT AVAILABLE  
BEAM WILL ALWAYS BE BLACK

**Quanta Max**  
Ply Beam  
Arms on All 3 Seats



**VERSTEEL**

**Questions?**

800 876 2120

top >  
edge >

edge ordering code >

edge ordering code >  
Seats Only  
(no table)

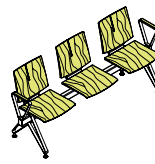
	Description	Model#	Product Wt	Grade		Laminate PVC	Laminate Wood	Veneer Wood
	<b>Standard Frame</b> 4-Leg Base with Arms 3 Seats Shell: Ply Seat: Upholstered Pad	<b>QUPYBL3AA-04</b>	104	2/COM	4017	Flat 	Flat 	Flat 
				3	4133	<b>LPIS</b>	<b>LWIS</b>	<b>VWIS</b>
				4	4249			
				5	4345			
				6	4461			
	<b>Corner Table Frame</b> 4-Leg Base with Arms 3 Seats with Corner Table Right Shell: Ply Seat: Upholstered Pad	<b>QUPYBL3AA-04 R</b>	113	2/COM	4177	Fluted 	Fluted 	Fluted 
				3	4295	<b>LPFIS</b>	<b>LWFIS</b>	<b>VWFIS</b>
				4	4411			
				5	4507			
				6	4623			
	<b>Corner Table</b> Ordered Separately	<b>AQUHDBL3 2634RE</b>	18			973	1603	2398
	<b>Corner Table Frame</b> 4-Leg Base with Arms 3 Seats with Corner Table Left Shell: Ply Seat: Upholstered Pad	<b>QUPYBL3AA-04 L</b>	113	2/COM	4177	Fluted 	Fluted 	Fluted 
				3	4295	<b>LPFIS</b>	<b>LWFIS</b>	<b>VWFIS</b>
				4	4411			
				5	4507			
				6	4623			
	<b>Corner Table</b> Ordered Separately	<b>AQUHDBL3 2634RE</b>	18			973	1603	2398

**COM Yardage**  
Refer to page 295.

For model numbers that have a corner table option, the corner table must be purchased separately.  
Refer to pages 291 to 293 for dimensions.

**To Order, Specify...**

- 1 Model Number
- 2 Shell Color
- 3 Leg Color
- 4 Upholstery Selection
- 5 Top Material
- 6 Edge Detail and Color



					top >	Laminate PVC	Laminate Wood	Veneer Wood	
					edge >		Flat	Flat	Flat
					edge ordering code >		<b>LPIS</b>	<b>LWIS</b>	<b>VWIS</b>
					edge ordering code >	Seats Only (no table)	<b>LPFIS</b>	<b>LWFIS</b>	<b>VWFIS</b>
Description	Model#	Product Wt	Grade						
<b>Standard Frame</b> 4-Leg Base with Arms 3 Seats Shell: Ply	<b>QUPYBL3A-07</b>	90	Ply	2804					
<b>Corner Table Frame</b> 4-Leg Base with Arms 3 Seats with Corner Table Right Shell: Ply	<b>QUPYBL3A-07 R</b>	99	Ply	2967					
<b>Corner Table</b> Ordered Separately	<b>AQUHDBL3 2634RE</b>	18			973	1603	2398		
<b>Corner Table Frame</b> 4-Leg Base with Arms 3 Seats with Corner Table Left Shell: Ply	<b>QUPYBL3A-07 L</b>	99	Ply	2967					
<b>Corner Table</b> Ordered Separately	<b>AQUHDBL3 2634RE</b>	18			973	1603	2398		

For model numbers that have a corner table option, the corner table must be purchased separately.  
Refer to pages 291 to 293 for dimensions.

Finish Options	Price
Chrome .....	\$ 165
Nickel.....	\$ 223
Powder Coat - Standard.....	n/c
Powder Coat - Premium.....	\$ 165

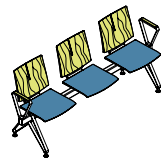
TRANSPARENT AND PLATINUM POWDER COAT NOT AVAILABLE  
BEAM WILL ALWAYS BE BLACK

Wire Management Options	Code	Price
Wire Management Beam (per beam) .....	WHDS	\$ 256

**Power and Data Options**  
Please reference the Power + Data Price List

Custom Charges	Code	Price
Powder Coat Alternative (per color) .....	OPA	call
Stain Finish Match (per finish) .....	OSM	\$ 996

**Quanta Max**  
Ply Beam  
Arms on 2 End Seats



**VERSTEEL**







**Questions?**

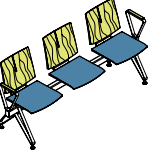
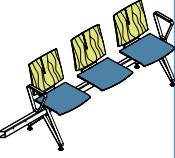

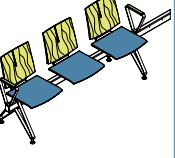

800 876 2120

top >  
edge >

edge ordering code >

edge ordering code >

	Laminate PVC	Laminate Wood	Veneer Wood
	Flat  <b>LPIS</b>	Flat  <b>LWIS</b>	Flat  <b>VWIS</b>
Seats Only (no table)	Fluted  <b>LPFIS</b>	Fluted  <b>LWFIS</b>	Fluted  <b>VWFIS</b>

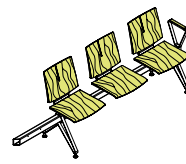
Description	Model#	Product Wt	Grade				
 <p><b>Standard Frame</b> 4-Leg Base with Arms 3 Seats Shell: Ply Seat: Upholstered Pad</p>	<b>QUPYBL3A-04</b>	97	2/COM	3502			
			3	3619			
			4	3733			
			5	3829			
			6	3946			
 <p><b>Corner Table Frame</b> 4-Leg Base with Arms 3 Seats with Corner Table Right Shell: Ply Seat: Upholstered Pad</p>	<b>QUPYBL3A-04 R</b>	106	2/COM	3662			
			3	3778			
			4	3894			
			5	3990			
			6	4106			
 <p><b>Corner Table</b> Ordered Separately</p>	<b>AQUHDBL3 2634RE</b>	18			973	1603	2398
 <p><b>Corner Table Frame</b> 4-Leg Base with Arms 3 Seats with Corner Table Left Shell: Ply Seat: Upholstered Pad</p>	<b>QUPYBL3A-04 L</b>	106	2/COM	3662			
			3	3778			
			4	3894			
			5	3990			
			6	4106			
 <p><b>Corner Table</b> Ordered Separately</p>	<b>AQUHDBL3 2634RE</b>	18			973	1603	2398

**COM Yardage**  
Refer to page 295.

For model numbers that have a corner table option, the corner table must be purchased separately.  
Refer to pages 291 to 293 for dimensions.

**To Order, Specify...**

- 1 Model Number
- 2 Shell Color
- 3 Leg Color
- 4 Upholstery Selection
- 5 Top Material
- 6 Edge Detail and Color



						top > edge >		
						Laminate PVC	Laminate Wood	Veneer Wood
						Flat  <b>LPIS</b>	Flat  <b>LWIS</b>	Flat  <b>VWIS</b>
						edge ordering code >		
						Fluted  <b>LPFIS</b>	Fluted  <b>LWFIS</b>	Fluted  <b>VWFIS</b>
						Seats Only (no table)		
Description	Model#	Product Wt	Grade					
 	<b>Corner Table Frame</b> 4-Leg Base with Arm 3 Seats with Corner Table Right Shell: Ply	<b>QUPYBL3AE-07 R</b>	98	Ply	2804			
	<b>Corner Table</b> Ordered Separately	<b>AQUHDBL3 2634RE</b>	18			973	1603	2398
 	<b>Corner Table Frame</b> 4-Leg Base with Arm 3 Seats with Corner Table Left Shell: Ply	<b>QUPYBL3AE-07 L</b>	98	Ply	2804			
	<b>Corner Table</b> Ordered Separately	<b>AQUHDBL3 2634RE</b>	18			973	1603	2398
 	<b>Corner Table Frame</b> 4-Leg Base with Arm 3 Seats with Corner Table Right Shell: Ply Seat: Upholstered Pad	<b>QUPYBL3AE-04 R</b>	103	2/COM 3 4 5 6	3534 3619 3733 3829 3946			
	<b>Corner Table</b> Ordered Separately	<b>AQUHDBL3 2634RE</b>	18			973	1603	2398
 	<b>Corner Table Frame</b> 4-Leg Base with Arm 3 Seats with Corner Table Left Shell: Ply Seat: Upholstered Pad	<b>QUPYBL3AE-04 L</b>	103	2/COM 3 4 5 6	3534 3619 3733 3829 3946			
	<b>Corner Table</b> Ordered Separately	<b>AQUHDBL3 2634RE</b>	18			973	1603	2398

**COM Yardage**  
Refer to page 295.

For model numbers that have a corner table option, the corner table must be purchased separately.  
Refer to pages 291 to 293 for dimensions.

Finish Options	Price
Chrome .....	\$ 165
Nickel .....	\$ 223
Powder Coat - Standard .....	n/c
Powder Coat - Premium .....	\$ 165

TRANSPARENT AND PLATINUM POWDER COAT NOT  
AVAILABLE  
BEAM WILL ALWAYS BE BLACK

Wire Management Options	Code	Price
Wire Management Beam (per beam) .....	WHDS	\$ 256

**Power and Data Options**  
Please reference the Power + Data Price List

Custom Charges	Code	Price
Powder Coat Alternative (per color) .....	OPA	call
Stain Finish Match (per finish) .....	OSM	\$ 996

All prices are delivered list price effective with date printed on cover and supersedes all other published price lists. Versteel reserves the right to change prices or specifications without prior notice. Orders are accepted subject to price prevailing at time of shipment.

**versteel.com**  
Made in America  
800 876 2120