

Proudly crafted in the USA.

Seating

2025 Price List

[→ JUMP TO PRICING](#)



VERSTEEL



Immix is a modular bench system allowing creative configurations for any seating need. Combine curves and straight sections for unlimited configurations and spans. Mix and match seats with a variety of top shapes, materials and edge options. Add backs, arms and even power/data for maximum comfort.

Frames

Straight metal frames are available in 22", 33", 44", 55" and 66" lengths in varying combinations of seats and tops. Curved frames come in 30°, 45°, 60° and 90° radii with an inside or outside radius back, seat only or table. The rectangular steel tube frame has welded and brazed joints for a highly polished and exceptionally smooth appearance. Black adjustable nylon glides are semi-concealed and standard on all legs.

Upholstered Seats and Backs

Upholstered seats on straight units range from 20" to 64" in length with 22" and/or 33" backs. Larger units may have multiple small seats or a single, longer seat cushion. Curved seats have one continuous seat cushion and one continuous back. Optional cleanout cushions may be specified to provide space between seat and back.

Arm Styles

A partially upholstered arm with a metal trim is standard on straight units. The metal detail is on the front of the arm and mimics the polished, rectilinear style of the frame. Other arm styles are available, including a fully upholstered arm, a dual metal arm with trim on both sides and a tablet arm (22" and 33" frames only). Shorter frames are available with one arm (left or right), two arms or armless. Longer frames also have center arms available. Curved units are armless only.

Tops and Tables

Immix has tops and various freestanding or connecting tables. Tops are available as part of a bench unit in combinations with seats and are 11" or 22" wide, depending on the unit. Tables come in straight, curved or corner styles. Armless application is intended for in-line use adjacent to armless seats or for freestanding occasional use. Arm application tables are for in-line use and have a smaller top size to make room for adjacent benches with arm.

Tops and table tops are 1½" thick with a variety of material and edge options.

Power + Data

Specify electrical to keep outlets close at hand. Add grommets or power/data to top surfaces. Undermount units are compatible with Immix benches and frames. See planning pages or the Power + Data price list for more information.

Laminate and Veneer, Standard Core Construction

The standard top construction consists of 45-50 lb particleboard, surfaced with a high pressure laminate or plain sliced veneer face. A backer sheet is laminated to the underside of the top.



PVC Flat or Fluted Edge

Edge of 2mm PVC hot melt banded to the top with 1/8" radius at the top and bottom.



Offered in twenty-one (21) standard colors.



Wood Flat or Fluted Edge

Wood banding hot melt banded to the top with 1/8" radius at the top and bottom.



Offered in Ash, Cherry, Maple or Walnut materials.



Reverse Bevel Acrylic

Edge of 2mm plywood-grained acrylic edge banding hot melt banded to MDF core. A reverse bevel is then cut into the edge exposing the MDF on the reverse bevel. The MDF is then clear coated.



Wood Square or Fluted Edge

Edge of 1 1/4" wide solid wood with softened top and bottom edges, and square, softened mitered corners.



Offered in Ash, Cherry, Maple or Walnut materials.



Wood Reverse Bevel Edge - 2"

Edge of 2" wide solid wood designed with a reverse sloped edge with mitered corners.

Offered in Ash, Cherry, Maple or Walnut materials.

Shipping Schedule

Upholstered Items	4-5 WEEKS
Laminate, PVC Edge	4-5 WEEKS
Laminate, Wood Edge	4-5 WEEKS
Veneer, Wood Edge	6-8 WEEKS

Contact Versteel Customer Service for special lead time requests.

NOTE ORDERS WITH COM UPHOLSTERY WILL BE SCHEDULED UPON RECEIPT OF COM UPHOLSTERY YARDAGE

BIFMA

All Versteel products are constructed to pass the relevant ANSI/BIFMA standards. For more detailed specifications by series and base style, contact Versteel Customer Service at 800.876.2120.

Additional information regarding warranty, terms and conditions, shipping, care and maintenance, etc. can be found in the All Seating price list.

Standard Versteel Upholstery

Standard Versteel Upholstery offers a range of materials, from fabrics in a variety of colors and textures to vinyl for soil resistance. Please refer to Versteel's fabric cards, upholstery options pages in the All Seating price list, or the "Materials and Finishes" section of our website for reference information.

Grade-In Upholstery

Versteel has coordinated with upholstery manufacturers to simplify your order process. Many of the manufacturers' offerings have been pre-approved for application on Versteel Seating.

Contact Versteel Customer Service with your selected fabric choice to be graded in. They will supply you with the appropriate grade-in designator. On your purchase order, complete the information with the pattern name, color description and grade-in designator, and Versteel will take it from there.

Customer's Own Material

Customer's Own Materials (COM's) are not an issue on Immix. Many COM's are pre-approved for application on Versteel Seating. Call Versteel Customer Service with your COM selection to determine if it has been pre-approved. If your selection has not been pre-approved, reference the "Receiving COM Approval" section below.

Receiving COM Approval

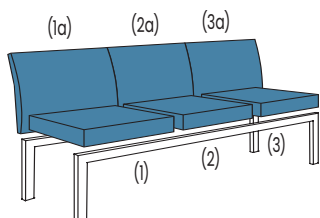
Not all materials are suitable for upholstery on Immix. A 12" X 12" memo sample must be supplied for approval before a COM material is accepted for an order. If the material is directional in pattern or weave, the pattern repeat (in inches) in both directions or the weave direction must be supplied.

Excess COM

Versteel will not store excess COM for more than 30 days after the order has been completed. If excess material is to be returned after order completion, send the request to Versteel Customer Service prior to acknowledge ship date. It is the customer's responsibility to arrange for the return of the material "freight collect."

Fabric Positions

Each position of an Immix unit can have a different fabric. Within each position, the seat and back fabrics can also differ. Fabric positions are specified from left to right as you are facing the unit, going from seat to back within each position.



COM Requiring Application Test

If an application test is required for your selected COM, send test sample material along with the following:

- Name and return address
- Chair model selected
- Sketch showing special requirements for the positioning of the material's pattern on the chair seat and chair back, if special considerations are required.

NOTE ALL UPHOLSTERIES ARE CUT UP THE ROLL TO MAXIMIZE YIELD AND WEAR PERFORMANCE

Ship COM to:

Versteel
 2332 Cathy Lane
 Jasper, IN 47546

COM must be shipped to the factory with transportation costs "prepaid." If material is considered defective or unusable, it will be returned "transportation collect."

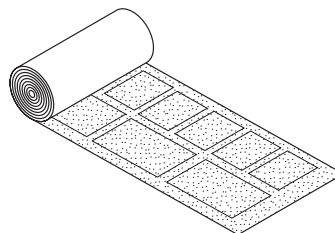
For standard lead time orders, tag fabric with purchase order number and identify with project number if possible.

Application of Directional Fabrics

Due to the upholstering process, some fabrics not considered directional by the supplier may be considered directional by Versteel.

All COM's are cut "up the roll" unless otherwise directed by the customer (see illustration below).

EXAMPLE PATTERN CUT UP THE ROLL



If special cutting or upholstery application is required, you must indicate requirement at time of order entry.

Patterned COM Additional Yardage Guide

Use the guide below to aid in ordering the appropriate COM fabric when needing to match a pattern with a repeat. To use this guide, add the vertical and horizontal repeats together (e.g. a 5" vertical repeat plus an 11" horizontal repeat gives a 16" total). Then find the appropriate entry on the chart, and increase the yardage estimate by the percentage indicated.

For example: The yardage estimate is 8 yards of 54" wide fabric and the pattern has a repeat of 11" horizontal and 5" vertical. Add up the repeats (11" + 5" = 16") and find the appropriate entry - 15% in this example. Fifteen percent more fabric is required to match the pattern. 8 yards plus an extra 15% is 9.2 yards.

Fabric Width	Plain Fabric	3" - 14" Repeat	15" - 19" Repeat	20" - 27" Repeat	28" - 36" Repeat	37" - 45" Repeat	46" - 54" Repeat
54"	0%	10%	15%	20%	25%	30%	35%
50" - 52"	10%	20%	25%	30%	35%	40%	45%

Decorative Patterns

Yardage requirements are greatly affected by the size of the repeat and the print or pattern of the material. Versteel cuts all seating patterns with aesthetic concerns in mind for high quality and consistency. Refer to the COM listing for the yardage required for pattern repeat.

Repeats and Striped Fabrics

The geometry of curved products prevents repeats and stripes from matching at the seams.

Versteel Seating COM Standard Yardage Requirements

COM yardage requirements are calculated for benches based on a material width of 54" and a repeat of 2" or less. For material less than 54" wide, contact Versteel for yardage requirements. Use the chart below as a guide to calculate your COM yardage. For quantities greater than 10 benches, contact Versteel Customer Service for calculation of COM yardage by bench model.

NOTE THIS CHART IS NOT APPLICABLE FOR MULTIPLE FABRICS ON ONE BENCH. CONTACT VERSTEEL CUSTOMER SERVICE FOR YARDAGE REQUIREMENTS IF SPECIFYING MULTIPLE FABRICS.

Quantity of Benches	1	2	3	4	5	6	7	8	9	10
Immix 22" frame										
IM2022 01	1.5	2.5	3.5	4.5	5.0	6.0	7.0	8.0	9.0	10.0
IM2022 02	2.5	4.5	6.0	8.0	10.0	12.0	13.5	15.0	16.5	18.5
IM2022 03 R or L	3.0	5.5	7.5	9.5	12.5	14.0	16.5	18.5	20.5	23.0
IM2022 04	4.0	6.0	8.5	10.5	13.0	15.0	17.0	19.5	22.0	24.5
Immix 33" frame										
IM2033 01	1.5	3.5	5.0	6.5	7.5	9.0	10.5	11.5	12.5	14.0
IM2033 02	3.5	6.5	9.0	12.5	15.0	18.0	20.0	23.0	25.5	28.5
IM2033 03 R or L	4.0	8.0	11.0	14.0	17.0	20.5	24.0	26.5	30.0	33.0
IM2033 04	5.0	9.0	12.5	16.0	19.5	23.5	27.0	31.0	35.0	38.5
IM2033 11 H	1.5	2.5	3.5	4.5	5.0	6.0	7.0	8.0	9.0	10.0
IM2033 12 HR or HL	2.5	4.5	6.0	8.0	10.0	12.0	13.5	15.0	16.5	18.5
IM2033 13 HR or HL	3.0	5.5	7.5	9.5	12.5	14.0	16.5	18.5	20.5	23.0
IM2033 14 HR or HL	4.0	6.0	8.5	10.5	13.0	15.0	17.0	19.5	22.0	24.5
Immix 44" frame										
IM2044 D01	2.5	4.0	6.0	8.0	9.0	11.0	12.0	13.0	15.0	16.0
IM2044 D02	4.5	7.5	11.5	14.5	18.5	22.5	25.5	28.5	31.5	34.5
IM2044 D03 R or L	5.0	9.0	13.0	17.0	22.0	26.0	30.0	34.0	38.0	41.0
IM2044 D04	5.5	9.0	14.0	19.5	24.0	28.0	32.0	36.0	40.0	45.0
IM2044 D05	6.0	10.5	15.0	20.0	24.5	28.5	34.0	38.5	42.5	46.0
IM2044 01	2.0	3.5	5.0	6.5	8.0	9.0	10.0	12.0	13.0	14.0
IM2044 02	4.5	8.5	11.0	15.0	18.5	22.0	25.0	28.5	32.0	36.0
IM2044 03 R or L	4.5	8.5	13.0	16.5	20.5	24.0	28.0	32.0	36.0	39.5
IM2044 04	5.0	9.5	14.0	18.0	23.0	27.0	32.0	36.0	40.0	44.0
IM2044 11 F	1.5	2.5	3.5	4.5	5.0	6.0	7.0	8.0	9.0	10.0
IM2044 12 FR or FL	2.5	4.5	6.0	8.0	10.0	12.0	13.5	15.0	16.5	18.5
IM2044 13 FR or FL	3.0	5.5	7.5	9.5	12.5	14.0	16.5	18.5	20.5	23.0
IM2044 14 FR or FL	4.0	6.0	8.5	10.5	13.0	15.0	17.0	19.5	22.0	24.5
IM2044 11 H	1.5	3.5	5.0	6.5	7.5	9.0	10.5	11.5	12.5	14.0
IM2044 12 HR or HL	3.5	6.5	9.0	12.5	15.0	18.0	20.0	23.0	25.5	28.5
IM2044 13 HR or HL	3.5	8.0	11.0	14.0	18.0	20.5	24.0	26.5	30.0	33.0
IM2044 14 HR or HL	4.0	9.0	12.5	16.0	19.5	23.5	27.0	31.0	35.0	38.5
Immix 55" frame										
IM2055 D01	2.5	5.0	7.5	9.5	12.0	13.5	17.0	19.0	21.0	23.0
IM2055 D02	5.0	10.5	15.0	19.5	24.5	29.0	33.0	38.0	42.5	47.0
IM2055 D03 R or L	5.5	11.0	16.5	20.5	26.0	31.0	36.5	41.0	46.5	52.5
IM2055 D04	6.0	12.0	17.0	23.0	28.0	34.0	39.0	44.0	50.0	55.0
IM2055 D05	7.0	13.0	18.5	24.0	31.0	36.5	40.5	49.0	53.5	60.0
IM2055 01	3.0	5.5	8.0	10.0	12.0	14.0	17.0	19.0	21.5	23.0
IM2055 02	5.0	10.5	15.0	19.5	24.5	29.0	33.0	38.0	42.5	47.0
IM2055 03 R or L	5.5	11.0	16.5	20.5	26.0	31.0	36.5	41.0	46.5	52.5
IM2055 04	6.5	12.5	17.5	23.5	28.5	34.5	39.5	44.5	50.5	55.5
IM2055 11 HC	2.5	4.0	6.0	8.0	9.0	11.0	12.0	13.0	15.0	16.0
IM2055 12 HC	4.5	7.5	11.5	14.5	18.5	22.5	25.5	28.5	31.5	34.5
IM2055 13 HC R or L	5.0	9.0	13.0	17.0	22.0	26.0	30.0	34.0	38.0	41.0
IM2055 14 HC	6.0	9.0	14.0	19.5	22.0	27.0	32.0	36.0	40.0	45.0
IM2055 15 HC	7.0	12.5	18.0	23.0	28.5	34.0	39.0	44.5	49.5	55.0

Versteel Seating COM Yardage Repeat Pattern Additional Requirements

2-14" repeat, add 15% to the standard yardage requirement.

15-27" repeat, add 30% to the standard yardage requirement.

28-36" repeat, add 35% to the standard yardage requirement.

Quantity of Benches	1	2	3	4	5	6	7	8	9	10
Immix 66" frame										
IM2066 D01	3.0	6.5	9.5	12.5	14.0	17.0	20.0	22.0	24.0	27.0
IM2066 D02	6.5	12.0	17.5	24.5	30.5	35.5	40.5	45.5	51.0	57.0
IM2066 D03 R or L	7.5	13.5	21.0	26.5	33.0	38.5	44.0	50.0	55.5	61.5
IM2066 D04	7.0	15.5	21.5	28.5	34.0	40.5	47.5	53.5	59.5	65.5
IM2066 D05	8.0	14.5	22.0	30.0	35.0	42.0	46.0	55.0	61.5	68.5
IM2066 T01	4.0	6.5	9.5	12.0	14.5	17.5	19.5	22.5	24.5	29.0
IM2066 T02	7.0	12.5	18.0	23.5	28.5	33.5	38.5	43.5	49.0	54.0
IM2066 T03 R or L	7.0	13.0	19.5	26.0	31.5	37.0	42.5	48.5	55.0	61.0
IM2066 T04	7.5	15.5	21.5	27.5	34.0	40.0	45.5	52.5	58.0	65.5
IM2066 T05	9.0	16.5	23.5	30.5	39.0	44.5	52.5	59.0	66.0	77.5
IM2066 01	3.0	5.5	8.0	10.0	12.5	14.5	17.0	19.0	21.0	23.0
IM2066 02	7.0	12.5	18.5	24.0	29.0	34.5	40.0	45.0	50.5	56.0
IM2066 03 R or L	7.0	13.0	18.5	25.0	31.5	37.0	42.5	48.5	55.0	61.0
IM2066 04	7.5	15.5	21.5	27.5	34.0	40.0	46.5	52.5	58.5	65.0
IM2066 11 FC	2.5	4.0	6.0	8.0	9.0	11.0	12.0	13.0	15.0	16.0
IM2066 12 FC	4.5	7.5	11.5	14.5	18.5	22.5	25.5	28.5	31.5	34.5
IM2066 13 FC R or L	5.0	9.0	13.0	17.0	22.0	26.0	30.0	34.0	38.0	41.0
IM2066 14 FC	5.5	9.0	14.0	19.5	24.0	28.0	32.0	36.0	40.0	45.0
IM2066 15 FC	7.0	12.5	18.0	23.0	28.5	34.0	39.0	44.5	49.5	55.0
IM2066 11 HC	3.0	5.0	7.5	9.5	12.0	13.5	17.0	19.0	21.0	23.0
IM2066 12 HC	5.5	10.5	15.0	19.5	24.5	29.0	33.0	38.0	42.5	47.0
IM2044 13 HC R or L	6.0	11.0	16.5	20.5	26.0	31.0	36.5	41.0	46.5	52.5
IM2066 14 HC	6.5	12.0	17.0	23.0	28.0	34.0	39.0	44.0	50.0	55.0
IM2066 15 HC	7.5	13.5	20.0	26.0	32.0	37.5	42.5	48.0	54.0	59.5
Immix 30°										
IM2030CT 01	2.0	4.0	5.5	7.0	8.0	9.5	10.0	12.0	13.0	15.0
Immix 45°										
IM2045CT 01	3.0	4.5	6.0	7.5	9.0	11.0	12.5	14.0	15.5	17.0
Immix 60°										
IM2060CT 01	3.0	4.5	6.0	7.5	9.0	11.0	12.5	14.0	15.5	17.0
Immix 90°										
IM2090CT 01	3.0	4.5	6.0	7.5	9.0	11.0	12.5	14.0	15.5	17.0
À la Carte										
Seats										
IMAC 2020US	1.5	2.5	3.5	4.5	5.5	6.5	7.0	8.5	9.0	10.0
IMAC 2031US	2.0	3.5	4.5	6.0	7.5	9.0	10.0	11.5	12.5	14.0
IMAC 2042US	2.0	4.0	6.0	8.0	9.0	11.0	12.0	13.0	15.0	16.0
IMAC 2053US	3.0	5.5	8.0	10.0	12.5	15.0	18.0	20.0	22.0	24.0
IMAC 2064US	3.5	6.5	9.5	12.0	14.5	17.0	19.5	22.5	25.0	28.5
Backs										
IMAC 2022UB	1.5	3.0	4.0	5.0	6.0	7.5	8.5	9.5	10.5	12.0
IMAC 2033UB	2.0	3.5	5.0	6.0	7.5	9.0	10.5	11.5	12.5	14.0
Arm										
IMAC 2011UA	1.5	1.5	2.0	2.5	3.0	3.0	4.0	4.5	4.5	5.0

Immix Bench System

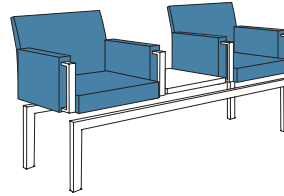
Combine curves and straight sections to create shapes and unlimited spans of seating and tables. A variety of seat and back widths can be mingled with tops of various shapes, materials and edges.

When planning a space with Immix, keep the same considerations in mind as you would when specifying product for any other space. How will the space be used? Do you need power and data? Will the product need to be moved or reconfigured in the future? Are there special user needs to be considered? Think about these and any other issues you may encounter when you plan your space.

If you are creating a configuration for a waiting room or lobby, feel secure that the Immix benches you choose have been designed and engineered for longevity with enduring finishes and high density foam. If you have particular needs that have not been addressed in this price list, please call Versteel Customer Service for answers and recommendations.

Standard vs. À la Carte

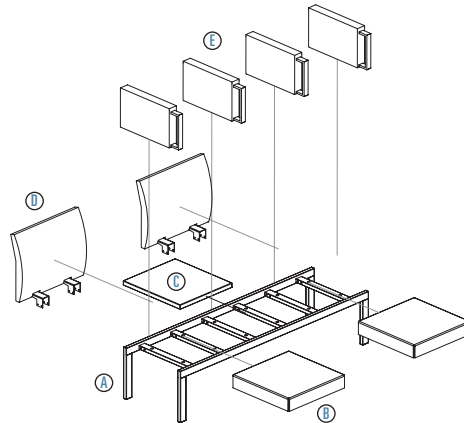
A wide range of 'standard' models have been established for easy ordering, but Immix benches are designed so that you can configure various combinations or styles using the A la Carte section starting on page 145.



Order the standard item found under the 66" Frame section of this price list.

(1) IM2066 15 FC

OR...



Build any bench from the A la Carte menu. Start with a frame, then add the elements you desire.

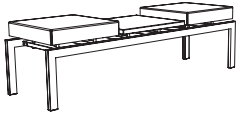
- A. (1) IMAC 2066 (66" frame)
- B. (2) IMAC 2020US (20" upholstered seats)
- C. (1) IMAC 2019RE (19" top)
- D. (2) IMAC 2022UB (22" upholstered backs)
- E. (4) IMAC 2011UA (upholstered arms)

The À la Carte section was developed for many purposes.

- Custom bench configurations
- Replacement parts
- New components to change color scheme
- New components to alter existing configuration

Reconfigure A Standard Model

A standard configuration listed in this price list may have all the elements you desire, just not in the desired order. No problems. Simply call Versteel Customer Service and a representative will happily assist you with your order.



① IM2066 11 FC (standard model)

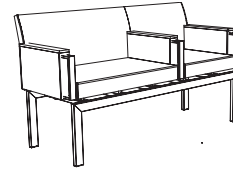


② IM2066 11 FC SST (reconfigured from standard model)

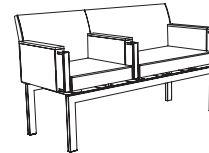
1. A standard Immix unit as found in this price list, with 20" upholstered seats and a 22" table in the middle. It has the elements you want, but not in the right order.
2. All the same elements but with the table positioned on the right, where you want it. Simply add SST at the end of your model number to indicate a seat-seat-table configuration. Contact Versteel Customer Service if you have any questions.

Mirror A Standard Model

In this price list you will find many standard models, but not every configuration. All of the models listed can be mirrored to fit your needs with no additional charge. To specify a mirrored model just add the letter M to the standard model number when you order. Should you have any questions or concerns call Versteel Customer Service.



① IM2055 D05 (standard model)

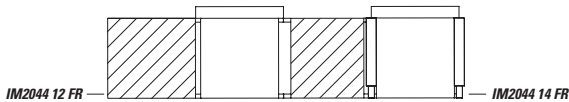


② IM2055 D05 M (mirrored model)

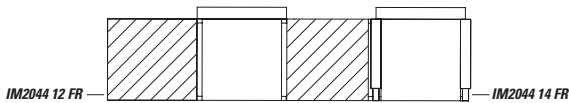
1. A standard Immix unit as found in this price list, with a 31" upholstered seat on the left and a 20" upholstered seat on the right. It has the elements you want, but you would like them flopped.
2. The mirror image of the standard model reverses the order and puts the seats where you want them. All that is required when specifying is to add M to the standard model number to achieve this configuration.

Arm to Armless & Armless to Arm

You may want to create a configuration where you will place a top between a seat with arms and a seat without arms on the same frame. Or even connect benches with arms to benches that are armless. In these cases it is possible to use standard tops, but Versteel has also designed tops just for this scenario. By using these tops, which have been specially sized, spacing will remain even throughout the configuration. Please indicate on your order or quote if the arm to armless top is desired.



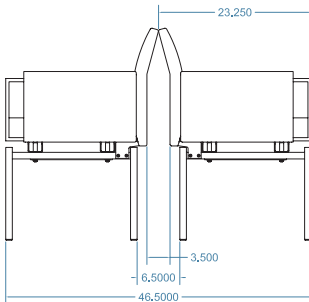
Arm to armless configuration with standard 19" top.
Notice the uneven spacing.



Arm to armless configuration with special 21" top.
The spacing is now consistent.

Back to Back Installations

When you are creating a space using Immix benches, don't forget that the benches with backs have a slightly deeper footprint. If you plan to place benches with backs in a 'back-to-back' configuration, use the dimensions provided here to insure you will have plenty of space for installation.

**Power, Data and Wire Management**

It may be desirable to provide power and data access to your Immix configuration depending on the end use application. If so, then plan for your power and data as you would any other specification, keeping in mind where the power will come from as well as the load that will be placed on the circuit.

Review the Power & Data Planning section that is found in the Versteel Power & Data Price List for more information. If there is any risk that the circuits may not be able to carry the load, contact a qualified electrician. Also, always consult any local codes or restrictions concerning power.

Use the drawings provided on the next page to determine the location(s) you want to place power and data or grommets in your configuration.

Power & Data

Immix tables and benches with tops can be individually powered with Henris or sequenced using Henri Nows. Use Henri and Henri Now to conveniently power laptops and other portable electronic devices. When power and data are not required, the units will conveniently store under the table leaving the top unobstructed for usage and cleaning.

Wire Management

Use grommets to route cords for lamps and other devices through a table top to an outlet.

Locations For Henris and Grommets

Rectangular Frames

Henris, Henri Nows and grommets must be located between the cross rails on Immix frames. There are five locations for the rectangular frame that can be combined and cross-referenced for more than one application. The logic for positioning is that as the frame grows in length, from left to right, the position moves along with it. A 22" frame has one position (Location 1) as there is only one space between cross rails. A 44" frame has 3 positions (Locations 1, 2 & 3) as there are three spaces between cross rails. The drawings at right illustrate the positions for rectangular frames and how to indicate where you would like Henris, Henri Nows or grommets.

Arc Frames & Corner Connectors

There are four locations for the arc frame positions and one for corner connectors. The drawings below illustrate the positions for Henris, Henri Nows and grommets.

30, 45 & 60 Degree Arc



Location 1

30, 45, 60 & 90 Degree Arc



Location 2

30, 45, 60 & 90 Degree Arc



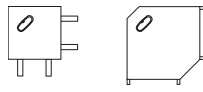
Location 3

30, 45, 60 & 90 Degree Arc



Location 4

Corner Connector



Location 1

22" Frame



Location 1

33" Frame



Location 2

44" Frame



Location 3

55" Frame



Location 4

66" Frame



Location 5

Rectangular Frame Location Examples

33" Frame



Location 1

44" Frame



Locations 1 & 3

44" Frame



Location 2

55" Frame



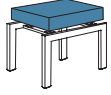
Locations 1 & 4

66" Frame



Locations 2 & 4

22" Frame



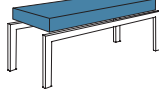
IM2022 01
(1) 20" upholstered seat

33" Frame



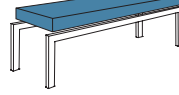
IM2033 01
(1) 31" upholstered seat

44" Frame



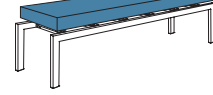
IM2044 01
(1) 42" upholstered seat

55" Frame

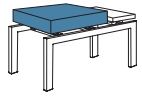


IM2055 01
(1) 53" upholstered seat

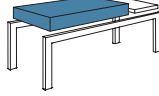
66" Frame



IM2066 01
(1) 64" upholstered seat



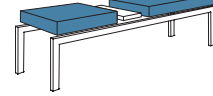
IM2033 11H
(1) 20" upholstered seat
(1) 11" top



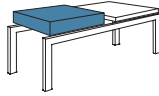
IM2044 11H
(1) 31" upholstered seat
(1) 11" top



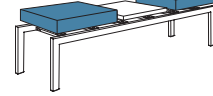
IM2055 11HC
(2) 20" upholstered seats
(1) 11" top



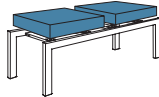
IM2066 11HC
(1) 20" upholstered seat
(1) 31" upholstered seat
(1) 11" top



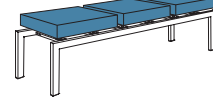
IM2044 11F
(1) 20" upholstered seat
(1) 22" top



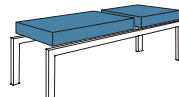
IM2066 11FC
(2) 20" upholstered seats
(1) 22" top



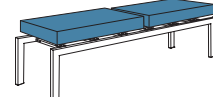
IM2044 D01
(2) 20" upholstered seats



IM2066 T01
(3) 20" upholstered seats



IM2055 D01
(1) 31" upholstered seat
(1) 20" upholstered seat



IM2066 D01
(2) 31" upholstered seats

All rectangular frames are available with or without arms and with or without backs. All arc frames are available with upholstered seats or tops.

30 Degree Arc



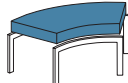
IM2030CT 01
(1) upholstered seat

45 Degree Arc



IM2045CT 01
(1) upholstered seat

60 Degree Arc



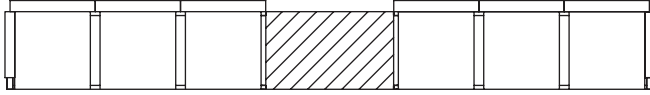
IM2060CT 01
(1) upholstered seat

90 Degree Arc

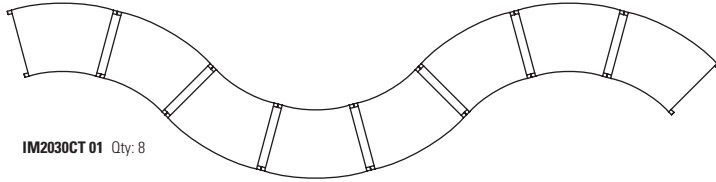


IM2090CT 01
(1) upholstered seat

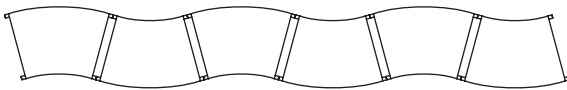
Basic Configuration Examples



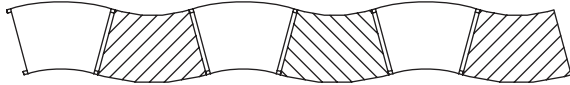
IM2066 T03R Qty: 1
IMIL 2044REFX Qty: 1
IM2066 T03L Qty: 1



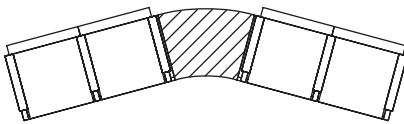
IM2030CT 01 Qty: 8



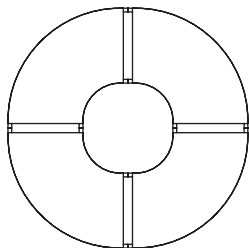
IM2030CT 01 Quantity: 6



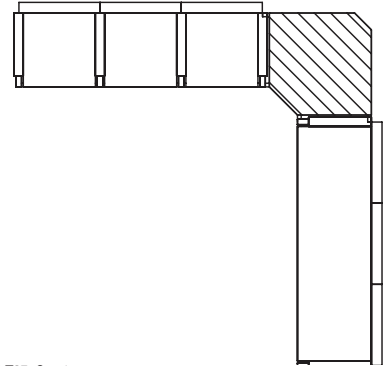
IM2030CT 01 Qty: 3
IMIL 2030CTFX Qty: 3




IM2044 D05 Qty: 2
IMIL 2030ACTFX Qty: 1



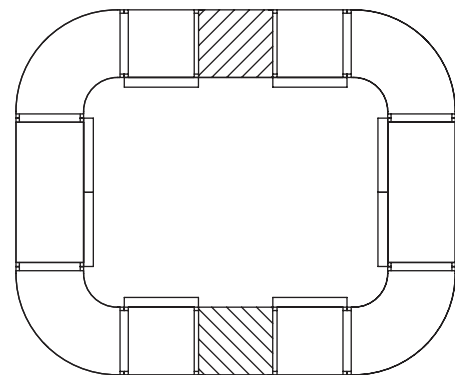
IM2090CT 01 Qty: 4



IM2066 T05 Qty: 1
IMIL 2028CRFX Qty: 1
IM2066 04 Qty: 1



IM2066 T03R Qty: 1
IM2066 T03L Qty: 1
IMIL 20SQFX Qty: 2
IM2066 T02 Qty: 1

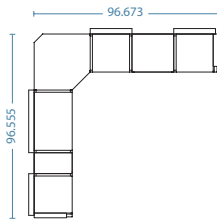


IM2066 12 FC Qty: 2
IM2044 02 Qty: 2
IM2090CT 01 Qty: 4

Large Configurations

Larger spaces may require a larger configuration, and these may be intimidating. If you are concerned that the curves and angles you are specifying may not be the correct ones, call Versteel Customer Service for input and advice.

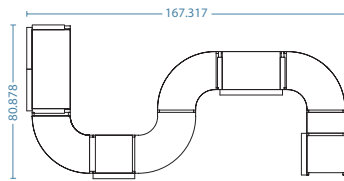
Versteel will also help you configure your Immix bench system if needed. Simply call Versteel Customer Service and provide the dimensions of your space and the type of configuration that you desire. Like any other space planning, it is helpful to know where power and data sources are, as well as windows, doors, and any other obstructions and proposed traffic patterns.

**L Unit**

- (1) IM2066 13R HC
- (1) IM2066 13L FC
- (1) IMIL 2030CRFX

Total List: \$10,030*

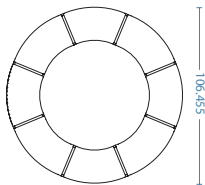
*All benches are priced with powder coat frames and Grade 2/COM fabric. Tops and tables are priced with standard laminate tops and PVC edges.



S Unit

- (1) IM2033 12 HL
- (2) IM2090CT 01
- (1) IM2033 04
- (1) IMIL 2090CTFX
- (1) IM2022 02
- (1) Special 90 Degree Arm to Armless Table
- (1) IM2044 04

Total List: \$19,003*



Round Unit

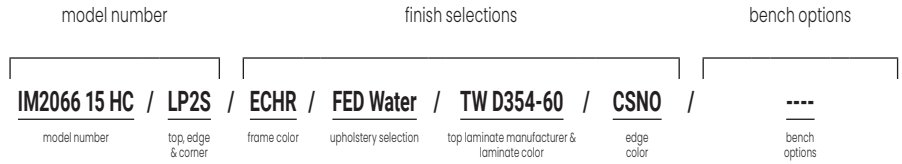
- (4) IM2045CT 01
- (4) IMIL 2045CTFX

Total List: \$12,952*

*All benches are priced with powder coat frames and Grade 2/COM fabric. Tops and tables are priced with standard laminate tops and PVC edges.

To Order, Specify...

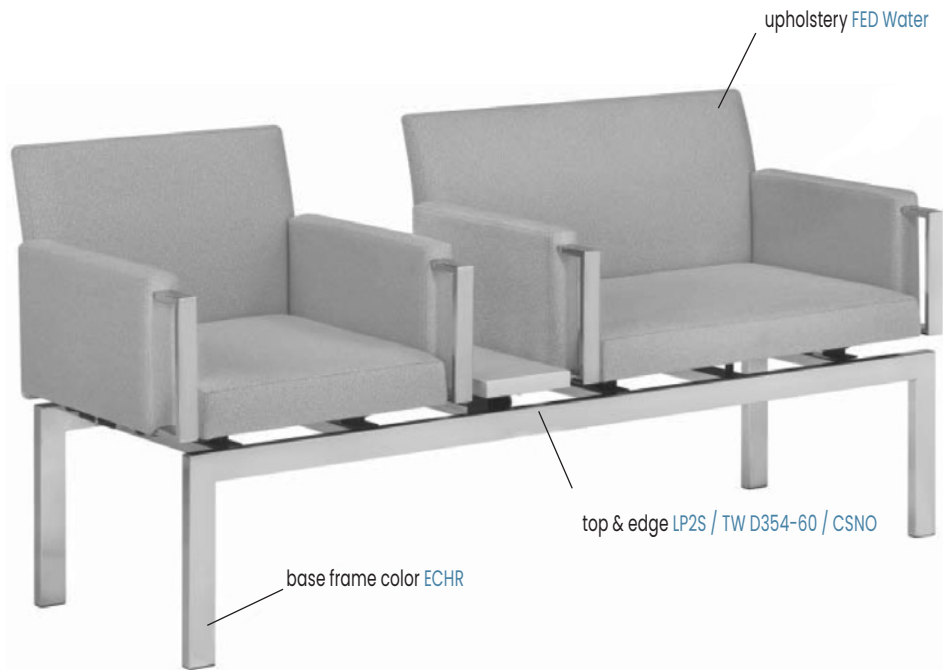
- 1 Model Number
- 2 Frame Color
- 3 Upholstery Selection
- 4 Top Material
 - a. Laminated manufacturer and color
 - b. Veneer species and finish color
- 5 Edge Style and Thickness
- 6 Edge Color
- 7 Bench Options



An **IM2066 15 HC LP2S** is an Immix series, 66" frame bench with 20" and 31" upholstered seats, 22" and 33" upholstered backs, four upholstered arms, 8" laminate top center, with a 1 1/4" thick top, PVC edge with square corners.

The codes **ECHR / FED Water / TW D354-60 / CSNO** specify a Chrome frame, Grade 4 Editor Water upholstery, Wilsonart D354-60 Designer White laminate and Snow PVC.

Model Number IM2066 15 HC



Orders may be sent via

Mailing Address

Versteel
2332 Cathy Lane
Jasper, IN 47546

Contact Versteel

Email contact@versteel.com
Phone 800 876 2120
812 634 2120

Studio Steel®

Versteel’s “urban fabrication” process leaves the telltale signs of welding and assembly on the surface, highlighting a manufacturing aesthetic. Choosing a clear or transparent powder coat is recommended, allowing tonal striations (created as a result of extreme heat), natural textures, and the inherent qualities of raw steel to show through.

Studio Steel Process \$165 per chair

Powder Coat Finishes

All powder coat finishes in the Versteel offering have been formulated with the use of epoxy, polyester or epoxy and polyester blends to maximize the finish durability.

Powder Coat – Standard n/c

Powder Coat – Premium. \$165 per chair

Immix Powder Coat Colors

Alloy.	PALY	Mint	PMNT
Amethyst	PAME	Navy	PNAV
Anthracite	PANT	Nimbus.	PNIM
Black Anodized.	PBLA	Nutmeg	PNUT
Bronze	PBRO	◆ Pacific	PPAC
Calypso	PCAL	Pearl	PPEA
Carbon.	PCAR	Pebble	PPEB
Champagne	PCHA	● Platinum	PPLA
Coconut	PCOC	Poppy.	PPOP
◆ Copper.	PCOP	◆ Raven.	PRAV
Crimson	PCRI	Royal	PROY
◆ Crystal	PCRY	Seaside	PSEA
Daffodil.	PDAF	Shipyards	PSHI
Ebony.	PEBO	Silver	PSIL
Forest.	PFOR	Snow	PSNO
Fossil	PFOS	Stone	PSTO
◆ Garnet	PGAR	Storm.	PSTM
◆ Gold.	PGOL	Terra Cotta	PTEC
Graphite	PGRA	Whisper	PWHI
● Hope	PHOP	White Linen	PWHL
Kelly Green	PKEG	Powder Coat Alternative .	OPA
◆ Matte	PMAT		
Mica.	PMIC		

Transparent Powder Coats (indicated by ◆)

Please note that the transparent characteristics of these powders allow all natural welds and textures inherent to raw steel to be visible.

Premium Powder Coats (indicated by ●)

Versteel’s premium process uses specially formulated powder coats for a truly unique color palette. An upcharge applies; see product pages.

Plated

Versteel offers two plated options: Chrome and Nickel. Chrome is our most durable finish available and is a deep luster chrome plated finish. Nickel is a plated finish with a clear coat applied for durability. An upcharge applies for plated finishes. See product pricing pages for upcharge.

Chrome ECHR

Nickel ENKL

Veneer

Immix tables are available with plain sliced Ash, Cherry, Maple and Walnut veneers.

Immix Veneer Species

Ash AP01 Maple. MP01

Cherry CP01 Walnut WP01

Immix Veneer Finish

Ash

Beach. VBEA Fog VFOG

Chestnut. VCHE Pebble VPEB

Drift VDRI Whisper VWHI

Fawn VFAW

Cherry

Blossom Cherry VBLC Java Cherry. VJAC

Cordovan Cherry VCNC Millwork Cherry. VMWC

Golden Cherry VGNC

Maple

Caramel Maple VCMM Sugar Maple VSUM

Solar Maple. VSLM

Walnut

Brighton Walnut VBRW Natural Walnut. VNAW

Espresso Walnut. VESW

Edges

Immix table edges are available in PVC and wood.

- PVC provides hot melt application in a continuous band around the surface.
- Wood banding is a multi-ply wood band or miter-cornered solid in Ash, Cherry, Maple or Walnut.

Immix PVC Edge Colors

Absolute AcajouCABA	Nimbus.CNIM
Alloy.CALY	PearlCPEA
Carbon.CCAR	PlatinumCPLA
ChampagneCCHA	Pralines & CreamCPRC
CoconutCCOC	ShadowCSHA
Ebony.CEBO	SnowCSNO
Florence WalnutCFLW	StoneCSTO
FossilCFOS	Storm.CSTM
GraphiteCGRA	WhisperCWHI
Grey.CGRE	White LinenCWHL
Kensington Maple.CKEM		

Wood Finish

Versteel uses a post-catalyst varnish that meets AWI (Architectural Woodwork Institute) TR6 performance standards.

Immix Wood Edge Species

AshA01	Maple.M01
CherryC01	WalnutW01

Immix Wood Edge Finishes
Ash

Beach.WBEA	FogWFOG
Chestnut.WCHE	PebbleWPEB
DriftWDRI	WhisperWWHI
FawnWFAW		

Cherry

Blossom CherryWBLC	Java Cherry.WJAC
Cordovan CherryWCNC	Millwork Cherry.WMWC
Golden CherryWGNC		

Maple

Caramel MapleWCMM	Sugar MapleWSUM
Solar Maple.WSLM		

Walnut

Brighton WalnutWBRW	Natural Walnut.WNAW
Espresso WalnutWESW		

Finish Reference & Samples

For finish color reference, please refer to our website. Contact Versteel Customer Service to receive actual color samples for color matches and final color approval.

Powder Coat Alternative**Call for quotation**

Specify code *OPA* (Powder Coat Alternative), add cost from Versteel quotation

Powder Coat Alternative is available from Versteel. The entire RAL color reference along with hundreds of other color and finishes are available.

For Powder Coat Alternative matching, you must supply a color reference sample, or an RAL number. Versteel will review the sample for possible existing colors available and send a sample for customer approval. If no color match exists a custom match can be developed. Call Versteel Customer Service for associated upcharges on custom color development.

NOTE CUSTOM COLOR MATCHING APPROVALS MAY AFFECT STANDARD PRODUCTION SCHEDULES

Special Laminate**Call for quotation**

Specify code *TSP* (Special Laminate), indicate the quoted charges per table

Special laminates and patterns can be specified as an option. To specify, contact Versteel for availability and pricing.

NOTE LAMINATES IN STANDARD COLORS AND TEXTURES FROM FORMICA, NEVAMAR, PIONITE AND WILSONART ARE STANDARD

CAUTION LAMINATE MANUFACTURERS CHANGE STANDARD OFFERINGS FREQUENTLY, AND IT IS POSSIBLE THAT A STANDARD PRODUCT CAN BECOME UNAVAILABLE. VERSTEEL CANNOT BE RESPONSIBLE FOR ANY INCONVENIENCE THIS MAY CAUSE.

Custom PVC Color Match**Call for quotation / one time charge per color, per order**

Specify code *OCF* (Custom PVC Color Match), add cost from Versteel quotation

PVC Color Match can be the selection of a color that is available from a Versteel supplier or a new custom color developed for the order. Minimum footage requirements mean that the amount of material needed for your order will effect the cost.

For PVC Color Matching you must supply a color reference sample. Versteel will review the sample for possible existing colors available and send a sample for customer approval. If no color match exists, a custom match will be developed and sampled for customer approval before a production schedule is established.

NOTE CUSTOM COLOR MATCHING APPROVALS MAY AFFECT STANDARD PRODUCTION SCHEDULES

Stain Finish Match**\$996 / one time charge per finish, per order**

Specify code *OSM* (Stain Finish Match), add \$996.00 list per finish, per order

Alternative Stain Finishes are available for veneer and wood edged tops.

For Stain Finish Matching you must supply two 4" x 4" finish color and grain reference samples. An expertly finish matched sample will be provided for customer approval.

NOTE CUSTOM COLOR MATCHING APPROVALS MAY AFFECT STANDARD PRODUCTION SCHEDULES

Veneer or Wood Edge Alternatives

For veneer or wood edge requirements other than our standard plain sliced Ash, Cherry, Maple or Walnut, contact Versteel Customer Service with the specifications of the materials you would like to specify.

NOTE VENEER OR WOOD EDGE ALTERNATIVES APPROVAL MAY AFFECT STANDARD PRODUCTION SCHEDULES

Wood Finish Alternatives

Versteel finish has a natural grain fill level finish appearance, contact Versteel Customer Service for alternative fill levels. Coarse grain will require additional application steps for a full-fill grain appearance and will require a quote.

NOTE WOOD FINISH ALTERNATIVE APPROVAL MAY AFFECT STANDARD PRODUCTION SCHEDULES

3form® Material

3form is available for Immix tops. It incorporates raw materials made of renewable material from natural landscapes all over the globe. The manufacturing process produces no VOC's or other harmful gases. 3form material is GREENGUARD® CERTIFIED. Contact Versteel Customer Service for pricing.

Table Top Alternatives

Table tops can be produced in alternative top material if desired. Contact Versteel Customer Service for pricing and availability.

Alternate Core Construction

Alternate core constructions are available, including medium density fiberboard (MDF), honeycomb cores and cores that contain no urea formaldehyde. Contact Versteel Customer Service for pricing and availability

Immix Adjustable Glides
no charge

Standard on all Immix benches, these glides are semi-concealed in the leg and compensate to approximately $\frac{3}{8}$ " for uneven floors.


Immix Armless Plate
no charge


Armless plates can be used between cushions when no arms are specified. One plate for each of these applications is shipped with each bench. The plates can be used as an alternative to installing link brackets. Finish will be the same as the frame when powder coat is specified. For Chrome frames, the finish is Ebony.

Immix Link Brackets
no charge

Link brackets are shipped on the underside of all Immix benches. Finish will be the same as the frame when powder coat is specified. For Chrome frames, brackets will be Ebony.

Fully Upholstered Arm
-\$71 / arm

Specify code **ZFA** (Fully Upholstered Arm), subtract \$71 list per arm from price of bench



A fully upholstered arm is available as an alternative to the standard arm. These arms do not have any metal detail.

Dual Metal Arm
\$129 / arm

Specify code **ZMA** (Dual Metal Arm), add \$129 list per arm to price of bench




A dual metal arm is available as an alternative to the standard arm. These arms have metal detail on both ends. Benches specified with this option should not have a back.

Tablet Arm
Call for quotation

A tablet arm is available on 22" and 33" frame benches. Call Versteel Customer Service for more information.

Bolster
Fabric Grade Dependent / Bolster

Specify code according to fabric grade
AIB2 (Grade 2 Bolster), add \$253 list each
AIB3 (Grade 3 Bolster), add \$302 list each
AIB4 (Grade 4 Bolster), add \$353 list each
AIB5 (Grade 5 Bolster), add \$404 list each
AIB6 (Grade 6 Bolster), add \$453 list each



The bolster tethers to the bench frame using two $8\frac{1}{2}$ " elastic straps. Call Versteel Customer Service for more information.

Cleanout Cushion
\$23 / per seat

Specify code **UCC** (Upholstery Cleanout Cushion), add \$23 list per seat

Cleanout Cushions replace standard seats, creating space at the back and both sides of the seat to allow dirt and debris to fall to the floor for easier cleaning.

Top Custom Cutout
\$120 / cutout

Specify code **TCC** (Top Custom Cutout), add \$120.00 list per cutout

Top Custom Cutout requires a drawing for production and is subject to approvals.

Henri Now linking systems require an **HNPU** power supply unit per each sequence. Specify code HNPU, \$450.00 list each.

- 120" cord length
- 15 amp circuit
- standard grounded plug
- surge protection



Henri - \$344 / unit

Specify code **PH_** (Henri - Quantity_),
add \$344.00 list per Henri

The pop-up Henri electrical unit(s) is factory installed in the specified location.

SPECIFICATIONS

- One 9' cord, one 15 amp circuit, standard grounded plug
- Surge protection
- Two electrical outlets per unit



NOTE WHEN SEQUENCING ELECTRICAL UNITS, HENRI NOW MUST BE USED

NOTE HENRI UNITS ARE NOT AVAILABLE ON 8", 10" OR 11" TOPS

Henri Now - \$332 / unit

Specify code **PHN_** (Henri Now - Quantity_),
add \$332.00 list per Henri Now

Specify code **HNPU** (Power Infeed Cord),
add \$450.00 list per Power Infeed Cord

The pop-up Henri Now electrical unit(s) is factory installed in the specified location.

SPECIFICATIONS

- Surge protection
- Two electrical outlets per unit

NOTE HENRI NOW UNITS ARE NOT AVAILABLE ON 8", 10" OR 11" TOPS

1 Henri

\$344 / table

Specify code **PH1** (1 Henri), add \$344 list per table

1 Henri Now

\$332 / table

Specify code **PHN1** (1 Henri Now), add \$332 list per table

2 Henris

\$688 / table

Specify code **PH2** (2 Henris), add \$688 list per table

2 Henri Nows

\$664 / table

Specify code **PHN2** (2 Henri Nows), add \$664 list per table

Other Electrical

Call for quotation

Customer selected electrical units from ECA, Byrne, Altinex, Extron, etc. may be specified for Immix tops. Once a unit is selected, contact Versteel Customer Service for approval.

Round Grommet

\$76 / each

Specify code **WR_** (Round Grommet - Location _), add \$76 list per grommet

Round Grommets are 3" black grommets with an inside dimension of 2 1/4". Round grommets are factory installed in the specified location. Includes two-piece black insert.



Oval Brush Grommet

\$97 / each

Specify code **WO_** (Oval Brush Grommet - Location _), add \$97 list per grommet

Oval Brush Grommets are 3" x 7 1/2" black grommets with a brush insert cord access dimensions of 1 1/2" x 4". Oval brush grommets are factory installed in the specified location.



1 Grommet - Provide Location Print

Round Grommet - Specify code **WRG,
add \$76.00 list per table**

Oval Brush Grommet - Specify code **WOG,
add \$97.00 list per table**

1 round or oval brush grommet is factory installed in the top location based on specifier's print.

Immix
Bench - 22" Frame
Powder Coat



VERSTEEL

Questions?

800 876 2120

Dimensions

Overall Height w/o back: 18" w/ back: 32"	Overall Depth w/o back: 20" w/ back: 23½"	Back Width: 22" Seat Height: 18" Seat Width: 20" Seat Depth: 20" Arm Height: 25½"
Overall Width w/o arms: 22" w/ 1 arm: 23¾" w/ 2 arms: 24½"		

		Standard Powder Coat				
		2/COM	3	4	5	6
fabric grade >						

	Description	Model#	Product Wt
	22" Frame 20" Upholstered Seat	IM2022 01	22
	Square Armless application 20" x 20" Seat: Upholstered	IM20SQ 01	22
	22" Frame 20" Upholstered Seat 22" Upholstered Back	IM2022 02	31
	22" Frame 20" Upholstered Seat 22" Upholstered Back Upholstered Arm: Right	IM2022 03R	39
	22" Frame 20" Upholstered Seat 22" Upholstered Back Upholstered Arm: Left	IM2022 03L	39
	22" Frame 20" Upholstered Seat 22" Upholstered Back Upholstered Arms	IM2022 04	47

COM Yardage
Please refer to page 114.







To Order, Specify...

- 1 Model Number
- 2 Frame Color
- 3 Upholstery Selection
- 4 Bench Options



Dimensions

Overall Height w/o back: 18" w/ back: 32"	Overall Depth w/o back: 20" w/ back: 23½"	Back Width: 22" Seat Height: 18" Seat Width: 20" Seat Depth: 20" Arm Height: 25½"
Overall Width w/o arms: 22" w/ 1 arm: 23¾" w/ 2 arms: 24½"		

				Chrome, Nickel and Transparent Powder Coat				
				fabric grade >				
				2/COM	3	4	5	6
Description	Model#	Product Wt						
 22" Frame 20" Upholstered Seat	IM2022 01	22		1117	1213	1312	1413	1513
 Square Armless application 20" x 20" Seat: Upholstered	IM20SQ 01	22		1117	1213	1312	1413	1513
 22" Frame 20" Upholstered Seat 22" Upholstered Back	IM2022 02	31		1895	2094	2294	2490	2692
 22" Frame 20" Upholstered Seat 22" Upholstered Back Upholstered Arm: Right	IM2022 03R	39		2583	2831	3081	3325	3577
 22" Frame 20" Upholstered Seat 22" Upholstered Back Upholstered Arm: Left	IM2022 03L	39		2583	2831	3081	3325	3577
 22" Frame 20" Upholstered Seat 22" Upholstered Back Upholstered Arms	IM2022 04	47		3268	3568	3869	4165	4465

COM Yardage
Please refer to page 114.

Finish Options	Price	Arm Options	Code	Price	Custom Charges	Code	Price
Powder Coat - Premium.....	\$ 165	Fully Upholstered Arm (each).....	ZFA	\$ -71	Powder Coat Alternative (per color)	OPA	call
		Seat Options					
		Cleanout Cushion (per seat).....	UCC	\$ 23			

Immix
Bench - 33" Frame
Powder Coat



VERSTEEL






Questions?

800 876 2120

Dimensions

Overall Height w/o back: 18" w/ back: 32"	Overall Depth w/o back: 20" w/ back: 23½"	Back Width: 33" Seat Height: 18" Seat Width: 31" Seat Depth: 20" Arm Height: 25½"
Overall Width: w/o arms: 33" w/ 1 arm: 34¼" w/ 2 arms: 35½"		

Standard Powder Coat

Description	Model#	Product Wt	Standard Powder Coat				
			2/COM	3	4	5	6
 <p>33" Frame 31" Upholstered Seat</p>	IM2033 01	33	1255	1406	1552	1700	1853
 <p>33" Frame 31" Upholstered Seat 33" Upholstered Back</p>	IM2033 02	41	2308	2606	2905	3204	3504
 <p>33" Frame 31" Upholstered Seat 33" Upholstered Back Upholstered Arm: Right</p>	IM2033 03R	49	2901	3247	3597	3947	4295
 <p>33" Frame 31" Upholstered Seat 33" Upholstered Back Upholstered Arm: Left</p>	IM2033 03L	49	2901	3247	3597	3947	4295
 <p>33" Frame 31" Upholstered Seat 33" Upholstered Back Upholstered Arms</p>	IM2033 04	57	3490	3890	4289	4688	5086

COM Yardage
Please refer to page 114.






To Order, Specify...

- 1 Model Number
- 2 Frame Color
- 3 Upholstery Selection
- 4 Bench Options



Dimensions

Overall Height w/o back: 18" w/ back: 32"	Overall Depth w/o back: 20" w/ back: 23½"	Back Width: 33" Seat Height: 18" Seat Width: 31" Seat Depth: 20" Arm Height: 25½"
Overall Width: w/o arms: 33" w/ 1 arm: 34¼" w/ 2 arms: 35½"		

				Chrome, Nickel and Transparent Powder Coat				
				fabric grade >				
				2/COM	3	4	5	6
Description	Model#	Product Wt						
 33" Frame 31" Upholstered Seat	IM2033 01	33		1403	1550	1698	1850	1997
 33" Frame 31" Upholstered Seat 33" Upholstered Back	IM2033 02	41		2455	2750	3051	3349	3648
 33" Frame 31" Upholstered Seat 33" Upholstered Back Upholstered Arm: Right	IM2033 03R	49		3140	3488	3837	4188	4534
 33" Frame 31" Upholstered Seat 33" Upholstered Back Upholstered Arm: Left	IM2033 03L	49		3140	3488	3837	4188	4534
 33" Frame 31" Upholstered Seat 33" Upholstered Back Upholstered Arms	IM2033 04	57		3829	4227	4625	5023	5421

COM Yardage
Please refer to page 114.

Finish Options	Price	Arm Options	Code	Price	Custom Charges	Code	Price
Powder Coat - Premium.....	\$ 165	Fully Upholstered Arm (each).....	ZFA	\$ -71	Powder Coat Alternative (per color)	OPA	call
		Seat Options					
		Cleanout Cushion (per seat).....	UCC	\$ 23			

Immix
33" Frame, Bench + Top
Powder Coat



VERSTEEL

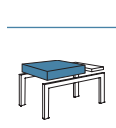
Questions?

800 876 2120

Dimensions

Overall Height w/o back: 18"	Back Width: 22"	Top Height: 16½"
w/ back: 32"	Seat Height: 18"	Top Width: 11"
Overall Width: 33"	Seat Width: 20"	Top Depth: 20"
Overall Depth w/o back: 20"	Seat Depth: 20"	Top Thickness: 1¼"
w/ back: 23½"		

		Standard Powder Coat							
		Laminate PVC	Laminate Wood	Laminate 1 ¼" Wood	Veneer Wood	Veneer 1 ¼" Wood			
		Flat LP2S	Flat LW2S	Square LWS2	Flat VW2S	Flat VWS2			
		Fluted LPF2S	Fluted LWF2S	Fluted LWF2	Fluted VWF2S	Fluted VWF2			
			Rev Bevel Acrylic LMRA2S	Reverse Bevel LWR2		Reverse Bevel VWR2			
	33" Frame 20" Upholstered Seat 11" Top	IM2033 11 H	35	Gr 2 / COM	1269	1304	1371	1468	1468
				Gr 3	1372	1406	1469	1568	1568
				Gr 4	1470	1504	1569	1664	1664
				Gr 5	1571	1604	1668	1768	1768
				Gr 6	1669	1700	1770	1865	1865
	33" Frame 20" Upholstered Seat 22" Upholstered Back 11" Top: Right	IM2033 12 HR	44	Gr 2 / COM	2052	2086	2150	2250	2250
				Gr 3	2253	2285	2350	2449	2449
				Gr 4	2454	2484	2548	2648	2648
				Gr 5	2649	2684	2746	2846	2846
				Gr 6	2851	2881	2946	3041	3041
	33" Frame 20" Upholstered Seat 22" Upholstered Back 11" Top: Left	IM2033 12 HL	44	Gr 2 / COM	2052	2086	2150	2250	2250
				Gr 3	2253	2285	2350	2449	2449
				Gr 4	2454	2484	2548	2648	2648
				Gr 5	2649	2684	2746	2846	2846
				Gr 6	2851	2881	2946	3041	3041



COM Yardage
Please refer to page 114.





To Order, Specify...

- 1 Model Number
- 2 Frame Color
- 3 Upholstery Selection
- 4 Top Material
 - a. Laminate Manufacturer + Color
 - b. Veneer Species + Finish Color
- 5 Edge Style
- 6 Edge Color or Finish
- 7 Additional Options



Dimensions

Overall Height w/o back: 18" w/ back: 32"	Overall Depth w/o back: 20" w/ back: 23½"	Back Width: 22" Seat Height: 18" Seat Width: 20" Seat Depth: 20" Top Height: 16½" Top Width: 11" Top Depth: 20" Top Thickness: 1¼"
---	---	---

		Standard Powder Coat							
		Laminate PVC	Laminate Wood	Laminate 1 ¼" Wood	Veneer Wood	Veneer 1 ¼" Wood			
		Flat LP2S	Flat LW2S	Square LW2S	Flat VP2S	Flat VW2S			
		Fluted LPF2S	Fluted LWF2S	Fluted LWF2S	Fluted VPF2S	Fluted VWF2S			
			Rev Bevel Acrylic LMRA2S	Reverse Bevel LMRA2S		Reverse Bevel LMRA2S			
	33" Frame 20" Upholstered Seat 22" Upholstered Back 11" Top: Left Upholstered Arm: Right	IM2033 13R HL	52	Gr 2 / COM	2644	2677	2744	2842	2842
				Gr 3	2894	2927	2994	3091	3091
				Gr 4	3143	3178	3240	3342	3342
				Gr 5	3393	3424	3488	3588	3588
				Gr 6	3638	3675	3741	3836	3836
	33" Frame 20" Upholstered Seat 22" Upholstered Back 11" Top: Right Upholstered Arm: Left	IM2033 13L HR	52	Gr 2 / COM	2644	2677	2744	2842	2842
				Gr 3	2894	2927	2994	3091	3091
				Gr 4	3143	3178	3240	3342	3342
				Gr 5	3393	3424	3488	3588	3588
				Gr 6	3638	3675	3741	3836	3836
	33" Frame 20" Upholstered Seat 22" Upholstered Back 8" Top: Right Upholstered Arms	IM2033 14 HR	58	Gr 2 / COM	3238	3271	3337	3432	3432
				Gr 3	3539	3570	3634	3733	3733
				Gr 4	3836	3870	3934	4032	4032
				Gr 5	4133	4167	4233	4330	4330
				Gr 6	4432	4469	4530	4631	4631
	33" Frame 20" Upholstered Seat 22" Upholstered Back 8" Top: Left Upholstered Arms	IM2033 14 HL	58	Gr 2 / COM	3238	3271	3337	3432	3432
				Gr 3	3539	3570	3634	3733	3733
				Gr 4	3836	3870	3934	4032	4032
				Gr 5	4133	4167	4233	4330	4330
				Gr 6	4432	4469	4530	4631	4631

COM Yardage
Please refer to page 114.

Finish Options	Price
Powder Coat - Premium.....	\$ 165

Arm Options	Code	Price
Fully Upholstered Arm (each).....	ZFA	\$ -71

Top Options	Code	Price
Special Laminate.....	TSP	call
Custom Cutout (per cutout).....	TCC	\$ 120

Seat Options	Code	Price
Cleanout Cushion (per seat).....	UCC	\$ 23

Custom Charges	Code	Price
Powder Coat Alternative (per color).....	OPA	call
Custom PVC Color Match.....	OCF	call
Stain Finish Match (per finish).....	OSM	\$ 996

Immix
33" Frame, Bench + Top
Powder Coat



VERSTEEL

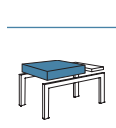
Questions?

800 876 2120

Dimensions

Overall Height w/o back: 18"	Back Width: 22"	Top Height: 16½"
w/ back: 32"	Seat Height: 18"	Top Width: 11"
Overall Width: 33"	Seat Width: 20"	Top Depth: 20"
Overall Depth w/o back: 20"	Seat Depth: 20"	Top Thickness: 1¼"
w/ back: 23½"		

		Standard Powder Coat							
		Laminate PVC	Laminate Wood	Laminate 1 ¼" Wood	Veneer Wood	Veneer 1 ¼" Wood			
		Flat LP2S	Flat LW2S	Square LWS2	Flat VW2S	Flat VWS2			
		Fluted LPF2S	Fluted LWF2S	Fluted LWF2	Fluted VWF2S	Fluted VWF2			
			Rev Bevel Acrylic LMRA2S	Reverse Bevel LWR2		Reverse Bevel VWR2			
	33" Frame 20" Upholstered Seat 11" Top	IM2033 11 H	35	Gr 2 / COM	1418	1452	1515	1614	1614
				Gr 3	1519	1550	1616	1714	1714
				Gr 4	1617	1649	1715	1812	1812
				Gr 5	1716	1748	1814	1913	1913
				Gr 6	1815	1850	1915	2014	2014
	33" Frame 20" Upholstered Seat 22" Upholstered Back 11" Top: Right	IM2033 12 HR	44	Gr 2 / COM	2199	2232	2297	2395	2395
				Gr 3	2398	2430	2495	2593	2593
				Gr 4	2595	2632	2696	2794	2794
				Gr 5	2795	2827	2893	2990	2990
				Gr 6	2996	3027	3092	3190	3190
	33" Frame 20" Upholstered Seat 22" Upholstered Back 11" Top: Left	IM2033 12 HL	44	Gr 2 / COM	2199	2232	2297	2395	2395
				Gr 3	2398	2430	2495	2593	2593
				Gr 4	2595	2632	2696	2794	2794
				Gr 5	2795	2827	2893	2990	2990
				Gr 6	2996	3027	3092	3190	3190



COM Yardage
Please refer to page 114.





To Order, Specify...

- 1 Model Number
- 2 Frame Color
- 3 Upholstery Selection
- 4 Top Material
 - a. Laminate Manufacturer + Color
 - b. Veneer Species + Finish Color
- 5 Edge Style
- 6 Edge Color or Finish
- 7 Additional Options



Dimensions

Overall Height w/o back: 18" w/ back: 32"	Overall Depth w/o back: 20" w/ back: 23½"	Back Width: 22" Seat Height: 18" Seat Width: 20" Seat Depth: 20" Top Height: 16½" Top Width: 11" Top Depth: 20" Top Thickness: 1¼"
---	---	---

					Chrome, Nickel and Transparent Powder Coat				
					Laminate PVC	Laminate Wood	Laminate 1 ¼" Wood	Veneer Wood	Veneer 1 ¼" Wood
					Flat LP2S	Flat LW2S	Square LWS2	Flat VW2S	Flat VWS2
					Fluted LPF2S	Fluted LWF2S	Fluted LWF2	Fluted VWF2S	Fluted VWF2
						Rev Bevel Acrylic LMRA2S	Reverse Bevel LWR2		Reverse Bevel VWR2
	33" Frame 20" Upholstered Seat 22" Upholstered Back 11" Top: Left Upholstered Arm: Right	IM2033 13R HL	52	Gr 2 / COM	2885	2919	2983	3112	3112
				Gr 3	3135	3169	3235	3334	3334
				Gr 4	3388	3420	3481	3580	3580
				Gr 5	3632	3666	3730	3829	3829
				Gr 6	3881	3914	3980	4078	4078
	33" Frame 20" Upholstered Seat 22" Upholstered Back 11" Top: Right Upholstered Arm: Left	IM2033 13L HR	52	Gr 2 / COM	2885	2919	2983	3112	3112
				Gr 3	3135	3169	3235	3334	3334
				Gr 4	3388	3420	3481	3580	3580
				Gr 5	3632	3666	3730	3829	3829
				Gr 6	3881	3914	3980	4078	4078
	33" Frame 20" Upholstered Seat 22" Upholstered Back 8" Top: Right Upholstered Arms	IM2033 14 HR	58	Gr 2 / COM	3575	3606	3672	3770	3770
				Gr 3	3873	3907	3969	4069	4069
				Gr 4	4172	4205	4272	4367	4367
				Gr 5	4471	4505	4567	4668	4668
				Gr 6	4768	4800	4868	4964	4964
	33" Frame 20" Upholstered Seat 22" Upholstered Back 8" Top: Left Upholstered Arms	IM2033 14 HL	58	Gr 2 / COM	3575	3606	3672	3770	3770
				Gr 3	3873	3907	3969	4069	4069
				Gr 4	4172	4205	4272	4367	4367
				Gr 5	4471	4505	4567	4668	4668
				Gr 6	4768	4800	4868	4964	4964

COM Yardage
Please refer to page 114.

Arm Options

Fully Upholstered Arm (each)	ZFA	\$ -71
------------------------------------	-----	--------

Top Options

Special Laminate	TSP	call
Custom Cutout (per cutout)	TCC	\$ 120

Seat Options

Cleanout Cushion (per seat)	UCC	\$ 23
-----------------------------------	-----	-------

Custom Charges

Powder Coat Alternative (per color)	OPA	call
Custom PVC Color Match	OCF	call
Stain Finish Match (per finish)	OSM	\$ 996

Immix
Bench - 44" Frame
Powder Coat



VERSTEEL


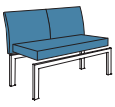


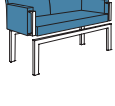
Questions?

800 876 2120

Dimensions

Overall Height w/o back: 18" w/ back: 32"	Overall Depth w/o back: 20" w/ back: 23½"	Back Width: 22" Seat Height: 18" Seat Width: 42" Seat Depth: 20" Arm Height: 25½"
Overall Width w/o arms: 44" w/ 1 arm: 45¼" w/ 2 arms: 46½"		

Standard Powder Coat

Description	Model#	Product Wt	Standard Powder Coat				
			2/COM	3	4	5	6
 <p>44" Frame 42" Upholstered Seat</p>	IM2044 01	42	1493	1694	1894	2091	2290
 <p>44" Frame 42" Upholstered Seat 22" Upholstered Backs (2)</p>	IM2044 02	60	3057	3454	3854	4247	4645
 <p>44" Frame 42" Upholstered Seat 22" Upholstered Backs (2) Upholstered Arm: Right</p>	IM2044 03R	68	3648	4097	4545	4989	5441
 <p>44" Frame 42" Upholstered Seat 22" Upholstered Backs (2) Upholstered Arm: Left</p>	IM2044 03L	68	3648	4097	4545	4989	5441
 <p>44" Frame 42" Upholstered Seat 22" Upholstered Backs (2) Upholstered Arms</p>	IM2044 04	76	4243	4740	5239	5732	6230

COM Yardage
Please refer to page 114.






To Order, Specify...

- 1 Model Number
- 2 Frame Color
- 3 Upholstery Selection
- 4 Bench Options



Dimensions

Overall Height w/o back: 18" w/ back: 32"	Overall Depth w/o back: 20" w/ back: 23½"	Back Width: 22" Seat Height: 18" Seat Width: 42" Seat Depth: 20" Arm Height: 25½"
Overall Width w/o arms: 44" w/ 1 arm: 45¼" w/ 2 arms: 46½"		

				Chrome, Nickel and Transparent Powder Coat				
				fabric grade >				
				2/COM	3	4	5	6
Description	Model#	Product Wt						
 44" Frame 42" Upholstered Seat	IM2044 01	42		1721	1919	2119	2316	2516
 44" Frame 42" Upholstered Seat 22" Upholstered Backs (2)	IM2044 02	60		3283	3680	4079	4474	4871
 44" Frame 42" Upholstered Seat 22" Upholstered Backs (2) Upholstered Arm: Right	IM2044 03R	68		3968	4416	4868	5309	5758
 44" Frame 42" Upholstered Seat 22" Upholstered Backs (2) Upholstered Arm: Left	IM2044 03L	68		3968	4416	4868	5309	5758
 44" Frame 42" Upholstered Seat 22" Upholstered Backs (2) Upholstered Arms	IM2044 04	76		4653	5155	5653	6147	6645

COM Yardage
Please refer to page 114.

Finish Options	Price
Powder Coat - Premium.....	\$ 165

Arm Options	Code	Price
Fully Upholstered Arm (each).....	ZFA	\$ -71

Seat Options	Code	Price
Cleanout Cushion (per seat).....	UCC	\$ 23

Accessories	Code	Price
Bolster (Grade 2/COM).....	AIB2	\$ 253
Bolster (Grade 3).....	AIB3	\$ 302
Bolster (Grade 4).....	AIB4	\$ 353
Bolster (Grade 5).....	AIB5	\$ 404
Bolster (Grade 6).....	AIB6	\$ 453

Custom Charges	Code	Price
Powder Coat Alternative (per color).....	OPA	call

Immix

Bench - 44" Frame
Powder Coat








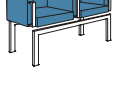
VERSTEEL

Questions?

800 876 2120

Dimensions

Overall Height w/o back: 18" w/ back: 32"	Overall Depth w/o back: 20" w/ back: 23½"	Back Width: 22" Seat Height: 18" Seat Width: 20" Seat Depth: 20" Arm Height: 25½"
Overall Width w/o arms: 44" w/ 1 arm: 45¼" w/ 2 arms: 46½"		

Description	Model#	Product Wt	Standard Powder Coat				
			2/COM	3	4	5	6
 44" Frame 20" Upholstered Seats (2)	IM2044 D01	40	1721	1919	2119	2317	2517
 44" Frame 20" Upholstered Seats (2) 22" Upholstered Backs (2)	IM2044 D02	58	3283	3680	4079	4475	4875
 44" Frame 20" Upholstered Seats (2) 22" Upholstered Backs (2) Upholstered Arm: Right	IM2044 D03R	66	3874	4323	4772	5217	5665
 44" Frame 20" Upholstered Seats (2) 22" Upholstered Backs (2) Upholstered Arm: Left	IM2044 D03L	66	3874	4323	4772	5217	5665
 44" Frame 20" Upholstered Seats (2) 22" Upholstered Backs (2) Upholstered Arms	IM2044 D04	74	4470	4965	5464	5960	6459
 44" Frame 20" Upholstered Seats (2) 22" Upholstered Backs (2) Upholstered Arms	IM2044 D05	82	5061	5609	6158	6700	7249

COM Yardage

Please refer to page 114.

To Order, Specify...

- 1 Model Number
- 2 Frame Color
- 3 Upholstery Selection
- 4 Bench Options









Dimensions

Overall Height w/o back: 18" w/ back: 32"	Overall Depth w/o back: 20" w/ back: 23½"	Back Width: 22" Seat Height: 18" Seat Width: 20" Seat Depth: 20" Arm Height: 25½"
Overall Width w/o arms: 44" w/ 1 arm: 45¼" w/ 2 arms: 46½"		

Chrome, Nickel and Transparent Powder Coat

fabric grade >

Description	Model#	Product Wt	Chrome, Nickel and Transparent Powder Coat				
			2/COM	3	4	5	6
 44" Frame 20" Upholstered Seats (2)	IM2044 D01	40	1947	2146	2345	2543	2744
 44" Frame 20" Upholstered Seats (2) 22" Upholstered Backs (2)	IM2044 D02	58	3509	3907	4306	4700	5098
 44" Frame 20" Upholstered Seats (2) 22" Upholstered Backs (2) Upholstered Arm: Right	IM2044 D03R	66	4195	4644	5093	5536	5986
 44" Frame 20" Upholstered Seats (2) 22" Upholstered Backs (2) Upholstered Arm: Left	IM2044 D03L	66	4195	4644	5093	5536	5986
 44" Frame 20" Upholstered Seats (2) 22" Upholstered Backs (2) Upholstered Arms	IM2044 D04	74	4883	5381	5882	6377	6874
 44" Frame 20" Upholstered Seats (2) 22" Upholstered Backs (2) Upholstered Arms	IM2044 D05	82	5571	6121	6667	7212	7763

COM Yardage
Please refer to page 114.

Finish Options

Powder Coat - Premium.....	Price	\$ 165
----------------------------	--------------	--------

Arm Options

Fully Upholstered Arm (each).....	Code	ZFA	Price	\$ -71
-----------------------------------	-------------	-----	--------------	--------

Seat Options

Cleanout Cushion (per seat).....	Code	UCC	Price	\$ 23
----------------------------------	-------------	-----	--------------	-------

Accessories

Bolster (Grade 2/COM).....	Code	AIB2	Price	\$ 253
Bolster (Grade 3).....	Code	AIB3	Price	\$ 302
Bolster (Grade 4).....	Code	AIB4	Price	\$ 353
Bolster (Grade 5).....	Code	AIB5	Price	\$ 404
Bolster (Grade 6).....	Code	AIB6	Price	\$ 453

Custom Charges

Powder Coat Alternative (per color).....	Code	OPA	Price	call
--	-------------	-----	--------------	------

Immix
44" Frame, Bench + Top
Powder Coat



















VERSTEEL

Questions?

800 876 2120

Dimensions

Overall Height w/o back: 18" w/ back: 32"	Back Width: 33" Seat Height: 18" Seat Width: 31" Seat Depth: 20"	Top Height: 16½" Top Width: 11" Top Depth: 20" Top Thickness: 1¼"
---	---	--

		Standard Powder Coat							
		Laminate PVC	Laminate Wood	Laminate 1 ¼" Wood	Veneer Wood	Veneer 1 ¼" Wood			
		Flat LP2S 	Flat LW2S 	Square LWS2 	Flat VW2S 	Flat VWS2 			
		Fluted LPF2S 	Fluted LWF2S 	Fluted LWF2 	Fluted VWF2S 	Fluted VWF2 			
			Rev Bevel Acrylic LMRA2S 	Reverse Bevel LWR2 		Reverse Bevel VWR2 			
	44" Frame 31" Upholstered Seat 11" Top	IM2044 11 H	45	Gr 2 / COM	1506	1540	1607	1700	1700
				Gr 3	1658	1692	1754	1853	1853
				Gr 4	1807	1840	1903	2004	2004
				Gr 5	1956	1990	2053	2151	2151
				Gr 6	2104	2139	2203	2302	2302
	44" Frame 31" Upholstered Seat 33" Upholstered Back 11" Top: Right	IM2044 12 HR	59	Gr 2 / COM	2558	2591	2658	2753	2753
				Gr 3	2857	2892	2955	3056	3056
				Gr 4	3156	3190	3255	3353	3353
				Gr 5	3457	3488	3555	3651	3651
				Gr 6	3755	3788	3854	3950	3950
	44" Frame 31" Upholstered Seat 33" Upholstered Back 11" Top: Left	IM2044 12 HL	59	Gr 2 / COM	2558	2591	2658	2753	2753
				Gr 3	2857	2892	2955	3056	3056
				Gr 4	3156	3190	3255	3353	3353
				Gr 5	3457	3488	3555	3651	3651
				Gr 6	3755	3788	3854	3950	3950

COM Yardage
Please refer to page 114.

To Order, Specify...

- 1 Model Number
- 2 Frame Color
- 3 Upholstery Selection
- 4 Top Material
 - a. Laminate Manufacturer + Color
 - b. Veneer Species + Finish Color
- 5 Edge Style
- 6 Edge Color or Finish
- 7 Additional Options



Dimensions

Overall Height w/o back: 18" w/ back: 32"	Overall Depth w/o back: 20" w/ back: 23½"	Back Width: 33" Seat Height: 18" Seat Width: 31" Seat Depth: 20" Top Height: 16½" Top Width: 11" Top Depth: 20" Top Thickness: 1¼"
Overall Width: w/o arms: 44" w/ 1 arm: 45¼" w/ 2 arms: 46½"	Arm Height: 25 ½"	

		Standard Powder Coat							
		Laminate PVC	Laminate Wood	Laminate 1 ¼" Wood	Veneer Wood	Veneer 1 ¼" Wood			
		Flat LP2S	Flat LW2S	Square LW2S	Flat VP2S	Flat VW2S			
		Fluted LPF2S	Fluted LWF2S	Fluted LWV2S	Fluted VPF2S	Fluted VWF2S			
			Rev Bevel Acrylic LMRA2S	Reverse Bevel LMRA2S		Reverse Bevel LMRA2S			
	44" Frame	IM2044 13R HL	67	Gr 2 / COM	3153	3187	3248	3348	3348
	31" Upholstered Seat			Gr 3	3503	3536	3598	3698	3698
	33" Upholstered Back			Gr 4	3851	3885	3948	4045	4045
	11" Top: Left			Gr 5	4199	4233	4296	4397	4397
	Upholstered Arm: Right			Gr 6	4552	4581	4665	4745	4745
	44" Frame	IM2044 13L HR	67	Gr 2 / COM	3153	3187	3248	3348	3348
	31" Upholstered Seat			Gr 3	3503	3536	3598	3698	3698
	33" Upholstered Back			Gr 4	3851	3885	3948	4045	4045
	11" Top: Right			Gr 5	4199	4233	4296	4397	4397
	Upholstered Arm: Left			Gr 6	4552	4581	4665	4745	4745
	44" Frame	IM2044 14 HR	75	Gr 2 / COM	3746	3779	3842	3942	3942
	31" Upholstered Seat			Gr 3	4144	4175	4243	4340	4340
	33" Upholstered Back			Gr 4	4543	4574	4641	4738	4738
	8" Top: Right			Gr 5	4940	4973	5038	5138	5138
	Upholstered Arms			Gr 6	5339	5148	5441	5535	5535
	44" Frame	IM2044 14 HL	75	Gr 2 / COM	3746	3779	3842	3942	3942
	31" Upholstered Seat			Gr 3	4144	4175	4243	4340	4340
	33" Upholstered Back			Gr 4	4543	4574	4641	4738	4738
	8" Top: Left			Gr 5	4940	4973	5038	5138	5138
	Upholstered Arms			Gr 6	5339	5148	5441	5535	5535

COM Yardage
Please refer to page 114.

Finish Options	Price
Powder Coat - Premium.....	\$ 165

Arm Options	Code	Price
Fully Upholstered Arm (each).....	ZFA	\$ -71

Top Options	
Special Laminate.....	TSP call
Custom Cutout (per cutout).....	TCC \$ 120

Seat Options	
Cleanout Cushion (per seat).....	UCC \$ 23

Custom Charges	Code	Price
Powder Coat Alternative (per color).....	OPA	call
Custom PVC Color Match.....	OCP	call
Stain Finish Match (per finish).....	OSM	\$ 996

Immix

44" Frame, Bench + Top
 Chrome, Nickel + Transparent



VERSTEEL

Questions?

800 876 2120

Dimensions

Overall Height w/o back: 18" w/ back: 32"	Back Width: 33" Seat Height: 18" Seat Width: 31" Seat Depth: 20"	Top Height: 16½" Top Width: 11" Top Depth: 20" Top Thickness: 1¼"
---	---	--

Chrome, Nickel and Transparent Powder Coat

top >
edge >

Laminate PVC	Laminate Wood	Laminate 1 ¼" Wood	Veneer Wood	Veneer 1 ¼" Wood
Flat LP2S 	Flat LW2S 	Square LW2S 	Flat VP2S 	Flat VW2S
Fluted LPF2S 	Fluted LWF2S 	Fluted LWF2S 	Fluted VPF2S 	Fluted VWF2S
	Rev Bevel Acrylic LMRA2S 	Reverse Bevel LMRA2S 		Reverse Bevel LMRA2S



Description	Model#	Product Wt	Grade
44" Frame 31" Upholstered Seat 11" Top	IM2044 11 H	45	Gr 2 / COM
			Gr 3
			Gr 4
			Gr 5
			Gr 6

1732	1768	1831	1930	1930
1883	1917	1981	2078	2078
2031	2067	2129	2230	2230
2183	2214	2281	2378	2378
2329	2365	2429	2530	2530



44" Frame 31" Upholstered Seat 33" Upholstered Back 11" Top: Right	IM2044 12 HR	59	Gr 2 / COM
			Gr 3
			Gr 4
			Gr 5
			Gr 6

2785	2820	2882	2980	2980
3083	3118	3182	3281	3281
3383	3417	3479	3579	3579
3681	3715	3780	3877	3877
3983	4015	4079	4175	4175



44" Frame 31" Upholstered Seat 33" Upholstered Back 11" Top: Left	IM2044 12 HL	59	Gr 2 / COM
			Gr 3
			Gr 4
			Gr 5
			Gr 6

2785	2820	2882	2980	2980
3083	3118	3182	3281	3281
3383	3417	3479	3579	3579
3681	3715	3780	3877	3877
3983	4015	4079	4175	4175

COM Yardage
 Please refer to page 114.

To Order, Specify...

- 1 Model Number
- 2 Frame Color
- 3 Upholstery Selection
- 4 Top Material
 - a. Laminate Manufacturer + Color
 - b. Veneer Species + Finish Color
- 5 Edge Style
- 6 Edge Color or Finish
- 7 Additional Options



Dimensions

Overall Height w/o back: 18" w/ back: 32"	Overall Depth w/o back: 20" w/ back: 23½"	Back Width: 33" Seat Height: 18" Seat Width: 31" Seat Depth: 20" Top Height: 16½" Top Width: 11" Top Depth: 20" Top Thickness: 1¼"
Overall Width: w/o arms: 44" w/ 1 arm: 45¼" w/ 2 arms: 46½"	Arm Height: 25 ½"	

		Chrome, Nickel and Transparent Powder Coat				
		Laminate PVC	Laminate Wood	Laminate 1 ¼" Wood	Veneer Wood	Veneer 1 ¼" Wood
		Flat LP2S	Flat LW2S	Square LW2S	Flat VP2S	Flat VW2S
		Fluted LPF2S	Fluted LWF2S	Fluted LWF2S	Fluted VPF2S	Fluted VWF2S
			Rev Bevel Acrylic LMRA2S	Reverse Bevel LMRA2S		Reverse Bevel LMRA2S
		3474	3507	3570	3670	3670
		3822	3855	3918	4018	4018
		4171	4204	4268	4366	4366
		4519	4555	4617	4715	4715
		4869	4903	4965	5065	5065
		3474	3507	3570	3670	3670
		3822	3855	3918	4018	4018
		4171	4204	4268	4366	4366
		4519	4555	4617	4715	4715
		4869	4903	4965	5065	5065
		4162	4194	4257	4355	4355
		4559	4592	4653	4756	4756
		4959	4991	5057	5154	5154
		5356	5392	5453	5556	5556
		5755	5787	5854	5951	5951
		4162	4194	4257	4355	4355
		4559	4592	4653	4756	4756
		4959	4991	5057	5154	5154
		5356	5392	5435	5556	5556
		5755	5787	5854	5951	5951

Description	Model#	Product Wt	Grade
 44" Frame 31" Upholstered Seat 33" Upholstered Back 11" Top: Left Upholstered Arm: Right	IM2044 13R HL	67	Gr 2 / COM
			Gr 3
			Gr 4
			Gr 5
			Gr 6
 44" Frame 31" Upholstered Seat 33" Upholstered Back 11" Top: Right Upholstered Arm: Left	IM2044 13L HR	67	Gr 2 / COM
			Gr 3
			Gr 4
			Gr 5
			Gr 6
 44" Frame 31" Upholstered Seat 33" Upholstered Back 8" Top: Right Upholstered Arms	IM2044 14 HR	75	Gr 2 / COM
			Gr 3
			Gr 4
			Gr 5
			Gr 6
 44" Frame 31" Upholstered Seat 33" Upholstered Back 8" Top: Left Upholstered Arms	IM2044 14 HL	75	Gr 2 / COM
			Gr 3
			Gr 4
			Gr 5
			Gr 6

COM Yardage
Please refer to page 114.

Arm Options

Fully Upholstered Arm (each)	ZFA	\$ -71
------------------------------------	-----	--------

Top Options

Special Laminate.....	TSP	call
Custom Cutout (per cutout)	TCC	\$ 120

Seat Options

Cleanout Cushion (per seat).....	UCC	\$ 23
----------------------------------	-----	-------

Custom Charges

Powder Coat Alternative (per color)	OPA	call
Custom PVC Color Match	OCF	call
Stain Finish Match (per finish).....	OSM	\$ 996

Immix
44" Frame, Bench + Top
Powder Coat






VERSTEEL

Questions?

800 876 2120

Dimensions

Overall Height w/o back: 18"	Back Width: 22"	Top Height: 16½"
w/ back: 32"	Seat Height: 18"	Top Width: 22"
Overall Width: 44"	Seat Width: 20"	Top Depth: 20"
Overall Depth w/o back: 20"	Seat Depth: 20"	Top Thickness: 1¼"
w/ back: 23½"		

					Standard Powder Coat				
					Laminate PVC	Laminate Wood	Laminate 1 ¼" Wood	Veneer Wood	Veneer 1 ¼" Wood
					Flat LP2S	Flat LW2S	Square LWS2	Flat VW2S	Flat VWS2
					Fluted LPF2S	Fluted LWF2S	Fluted LWF2	Fluted VWF2S	Fluted VWF2
						Rev Bevel Acrylic LMRA2S	Reverse Bevel LWR2		Reverse Bevel VWR2
Description	Model#	Product Wt	Grade						
 44" Frame 20" Upholstered Seat 22" Top	IM2044 11 F	47	Gr 2 / COM	1449	1460	1617	1657	1657	
			Gr 3	1547	1563	1716	1754	1754	
			Gr 4	1647	1660	1815	1855	1855	
			Gr 5	1746	1759	1917	1955	1955	
			Gr 6	1848	1860	2016	2053	2053	
 44" Frame 20" Upholstered Seat 22" Upholstered Back 22" Top: Right	IM2044 12 FR	56	Gr 2 / COM	2230	2239	2398	2435	2435	
			Gr 3	2428	2439	2595	2636	2636	
			Gr 4	2626	2639	2796	2833	2833	
			Gr 5	2824	2840	2996	3032	3032	
			Gr 6	3025	3036	3192	3233	3233	
 44" Frame 20" Upholstered Seat 22" Upholstered Back 22" Top: Left	IM2044 12 FL	56	Gr 2 / COM	2230	2239	2398	2435	2435	
			Gr 3	2428	2439	2595	2636	2636	
			Gr 4	2626	2639	2796	2833	2833	
			Gr 5	2824	2840	2996	3032	3032	
			Gr 6	3025	3036	3192	3233	3233	

COM Yardage
Please refer to page 114.





To Order, Specify...

- 1 Model Number
- 2 Frame Color
- 3 Upholstery Selection
- 4 Top Material
 - a. Laminate Manufacturer + Color
 - b. Veneer Species + Finish Color
- 5 Edge Style
- 6 Edge Color or Finish
- 7 Additional Options



Dimensions

Overall Height w/o back: 18" w/ back: 32"	Overall Depth w/o back: 20" w/ back: 23½"	Back Width: 22" Seat Height: 18" Seat Width: 20" Seat Depth: 20" Top Height: 16½" Top Width: 22" Top Depth: 20" Top Thickness: 1¼"
Overall Width: w/o arms: 44" w/ 1 arm: 45¼" w/ 2 arms: 46½"	Arm Height: 25 ½"	

					Standard Powder Coat				
					Laminate PVC	Laminate Wood	Laminate 1 ¼" Wood	Veneer Wood	Veneer 1 ¼" Wood
					Flat LP2S	Flat LW2S	Square LW2S	Flat VP2S	Flat VW2S
					Fluted LPF2S	Fluted LWF2S	Fluted LWF2S	Fluted VPF2S	Fluted VWF2S
						Rev Bevel Acrylic LMRA2S	Reverse Bevel LMRA2S		Reverse Bevel LMRA2S
	44" Frame	IM2044 13R FL	64	Gr 2 / COM	2822	2833	2990	3028	3028
	20" Upholstered Seat			Gr 3	3072	3083	3216	3254	3254
	22" Upholstered Back			Gr 4	3319	3335	3488	3527	3527
	22" Top: Left			Gr 5	3567	3580	3740	3777	3777
	Upholstered Arm: Right			Gr 6	3817	3830	3986	4025	4025
	44" Frame	IM2044 13L FR	64	Gr 2 / COM	2822	2833	2990	3028	3028
	20" Upholstered Seat			Gr 3	3072	3083	3216	3254	3254
	22" Upholstered Back			Gr 4	3319	3335	3488	3527	3527
	22" Top: Right			Gr 5	3567	3580	3740	3777	3777
	Upholstered Arm: Left			Gr 6	3817	3830	3986	4025	4025
	44" Frame	IM2044 14 FR	72	Gr 2 / COM	3416	3427	3586	3623	3623
	20" Upholstered Seat			Gr 3	3714	3727	3860	3898	3898
	22" Upholstered Back			Gr 4	4014	4026	4184	4221	4221
	19" Top: Right			Gr 5	4312	4323	4480	4518	4518
	Upholstered Arms			Gr 6	4609	4623	4780	4816	4816
	44" Frame	IM2044 14 FL	72	Gr 2 / COM	3416	3427	3586	3623	3623
	20" Upholstered Seat			Gr 3	3714	3727	3860	3898	3898
	22" Upholstered Back			Gr 4	4014	4026	4184	4221	4221
	19" Top: Left			Gr 5	4312	4323	4480	4518	4518
	Upholstered Arms			Gr 6	4609	4623	4780	4816	4816

COM Yardage
Please refer to page 114.

Finish Options	Price
Powder Coat - Premium.....	\$ 165

Arm Options	Code	Price
Fully Upholstered Arm (each).....	ZFA	\$ -71

Wire Management Options	Code	Price
1 Oval Brush Grommet.....	WOG	\$ 97
1 Round Grommet.....	WRG	\$ 76

Top Options	
Special Laminate.....	TSP call
Custom Cutout (per cutout).....	TCC \$ 120

Custom Charges	
Powder Coat Alternative (per color).....	OPA call
Custom PVC Color Match.....	OCPCall
Stain Finish Match (per finish).....	OSM \$ 996

Seat Options	
Cleanout Cushion (per seat).....	UCC \$ 23

Power + Data Options
Please reference the Power + Data Price List

Immix

44" Frame, Bench + Top
 Chrome, Nickel + Transparent



VERSTEEL

Questions?

800 876 2120




Dimensions

Overall Height w/o back: 18" w/ back: 32"	Back Width: 22" Seat Height: 18" Seat Width: 20" Seat Depth: 20"	Top Height: 16½" Top Width: 22" Top Depth: 20" Top Thickness: 1¼"
---	---	--

Chrome, Nickel and Transparent Powder Coat

top >
edge >

Laminate PVC	Laminate Wood	Laminate 1 ¼" Wood	Veneer Wood	Veneer 1 ¼" Wood
Flat LP2S 	Flat LW2S 	Square LW2S 	Flat VP2S 	Flat VW2S
Fluted LPF2S 	Fluted LWF2S 	Fluted LWF2S 	Fluted VPF2S 	Fluted VWF2S
	Rev Bevel Acrylic LMRA2S 	Reverse Bevel LMRA2S 		Reverse Bevel LMRA2S

Description	Model#	Product Wt	Grade					
 44" Frame 20" Upholstered Seat 22" Top	IM2044 11 F	47	Gr 2 / COM	1673	1688	1843	1882	1882
			Gr 3	1774	1786	1942	1981	1981
			Gr 4	1872	1887	2043	2079	2079
			Gr 5	1971	1985	2143	2181	2181
			Gr 6	2073	2086	2239	2281	2281
 44" Frame 20" Upholstered Seat 22" Upholstered Back 22" Top: Right	IM2044 12 FR	56	Gr 2 / COM	2457	2468	2623	2663	2663
			Gr 3	2652	2667	2823	2859	2859
			Gr 4	2854	2866	3024	3061	3061
			Gr 5	3051	3063	3219	3259	3259
			Gr 6	3248	3264	3421	3458	3458
 44" Frame 20" Upholstered Seat 22" Upholstered Back 22" Top: Left	IM2044 12 FL	56	Gr 2 / COM	2457	2468	2623	2663	2663
			Gr 3	2652	2667	2823	2859	2859
			Gr 4	2854	2866	3024	3061	3061
			Gr 5	3051	3063	3219	3259	3259
			Gr 6	3248	3264	3421	3458	3458

COM Yardage
 Please refer to page 114.

To Order, Specify...

- 1 Model Number
- 2 Frame Color
- 3 Upholstery Selection
- 4 Top Material
 - a. Laminate Manufacturer + Color
 - b. Veneer Species + Finish Color
- 5 Edge Style
- 6 Edge Color or Finish
- 7 Additional Options



Dimensions

Overall Height w/o back: 18" w/ back: 32"	Overall Depth w/o back: 20" w/ back: 23½"	Back Width: 22" Seat Height: 18" Seat Width: 20" Seat Depth: 20" Top Height: 16½" Top Width: 22" Top Depth: 20" Top Thickness: 1¼"
Overall Width: w/o arms: 44" w/ 1 arm: 45¼" w/ 2 arms: 46½"	Arm Height: 25 ½"	

		Chrome, Nickel and Transparent Powder Coat							
		Laminate PVC	Laminate Wood	Laminate 1 ¼" Wood	Veneer Wood	Veneer 1 ¼" Wood			
		Flat LP2S	Flat LW2S	Square LW2S	Flat VP2S	Flat VW2S			
		Fluted LPF2S	Fluted LWF2S	Fluted LWF2S	Fluted VPF2S	Fluted VWF2S			
			Rev Bevel Acrylic LMRA2S	Reverse Bevel LMRA2S		Reverse Bevel LMRA2S			
	44" Frame	IM2044 13R FL	64	Gr 2 / COM	3142	3155	3312	3349	3349
	20" Upholstered Seat			Gr 3	3393	3402	3539	3575	3575
	22" Upholstered Back			Gr 4	3638	3653	3809	3850	3850
	22" Top: Left			Gr 5	3888	3903	4058	4096	4096
	Upholstered Arm: Right			Gr 6	4137	4148	4307	4345	4345
	44" Frame	IM2044 13L FR	64	Gr 2 / COM	3142	3155	3312	3349	3349
	20" Upholstered Seat			Gr 3	3393	3402	3539	3575	3575
	22" Upholstered Back			Gr 4	3638	3653	3809	3850	3850
	22" Top: Right			Gr 5	3888	3903	4058	4096	4096
	Upholstered Arm: Left			Gr 6	4137	4148	4307	4345	4345
	44" Frame	IM2044 14 FR	72	Gr 2 / COM	3830	3842	4000	4037	4037
	20" Upholstered Seat			Gr 3	4129	4141	4276	4313	4313
	22" Upholstered Back			Gr 4	4428	4443	4596	4637	4637
	19" Top: Right			Gr 5	4726	4738	4894	4934	4934
	Upholstered Arms			Gr 6	5023	5037	5192	5235	5235
	44" Frame	IM2044 14 FL	72	Gr 2 / COM	3830	3842	4000	4037	4037
	20" Upholstered Seat			Gr 3	4129	4141	4276	4313	4313
	22" Upholstered Back			Gr 4	4428	4443	4596	4637	4637
	19" Top: Left			Gr 5	4726	4738	4894	4934	4934
	Upholstered Arms			Gr 6	5023	5037	5192	5235	5235

COM Yardage
Please refer to page 114.

Arm Options	Code	Price
Fully Upholstered Arm (each)	ZFA	\$ -71

Top Options	Code	Price
Special Laminate	TSP	call
Custom Cutout (per cutout)	TCC	\$ 120

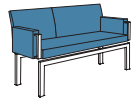
Seat Options	Code	Price
Cleanout Cushion (per seat)	UCC	\$ 23

Wire Management Options	Code	Price
1 Oval Brush Grommet	WOG	\$ 97
1 Round Grommet	WRG	\$ 76

Custom Charges	Code	Price
Powder Coat Alternative (per color)	OPA	call
Custom PVC Color Match	OCPC	call
Stain Finish Match (per finish)	OSM	\$ 996

Power + Data Options
Please reference the Power + Data Price List

Immix
Bench - 55" Frame
Powder Coat



VERSTEEL


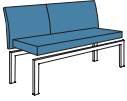
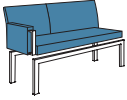


Questions?

800 876 2120

Dimensions

Overall Height w/o back: 18" w/ back: 32"	Overall Depth w/o back: 20" w/ back: 23½"	Back Width: 22" and 33" Seat Height: 18" Seat Width: 53" Seat Depth: 20" Arm Height: 25½"
Overall Width w/o arms: 55" w/ 1 arm: 56¼" w/ 2 arms: 57½"		

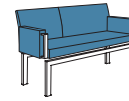
Standard Powder Coat

Description	Model#	Product Wt	Standard Powder Coat				
			2/COM	3	4	5	6
 <p>55" Frame 53" Upholstered Seat</p>	IM2055 01	51	1772	2019	2268	2518	2768
 <p>55" Frame 53" Upholstered Seat 22" & 33" Upholstered Backs</p>	IM2055 02	74	3602	4103	4600	5096	5595
 <p>55" Frame 53" Upholstered Seat 22" & 33" Upholstered Backs Upholstered Arm: Right</p>	IM2055 03R	82	4197	4746	5294	5840	6385
 <p>55" Frame 53" Upholstered Seat 22" & 33" Upholstered Backs Upholstered Arm: Left</p>	IM2055 03L	82	4197	4746	5294	5840	6385
 <p>55" Frame 53" Upholstered Seat 22" & 33" Upholstered Backs Upholstered Arms</p>	IM2055 04	90	4791	5391	5986	6582	7180

COM Yardage
Please refer to page 114.


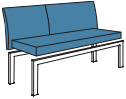
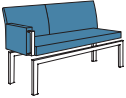


To Order, Specify...

- 1 Model Number
- 2 Frame Color
- 3 Upholstery Selection
- 4 Bench Options



Dimensions

Overall Height w/o back: 18" w/ back: 32"	Overall Depth w/o back: 20" w/ back: 23½"	Back Width: 22" and 33" Seat Height: 18" Seat Width: 53" Seat Depth: 20" Arm Height: 25½"
Overall Width w/o arms: 55" w/ 1 arm: 56¼" w/ 2 arms: 57½"		

				Chrome, Nickel and Transparent Powder Coat				
				fabric grade >				
Description	Model#	Product Wt	2/COM	3	4	5	6	
 55" Frame 53" Upholstered Seat	IM2055 01	51	2083	2336	2583	2831	3080	
 55" Frame 53" Upholstered Seat 22" & 33" Upholstered Backs	IM2055 02	74	3915	4414	4912	5410	5907	
 55" Frame 53" Upholstered Seat 22" & 33" Upholstered Backs Upholstered Arm: Right	IM2055 03R	82	4605	5153	5700	6246	6795	
 55" Frame 53" Upholstered Seat 22" & 33" Upholstered Backs Upholstered Arm: Left	IM2055 03L	82	4605	5153	5700	6246	6795	
 55" Frame 53" Upholstered Seat 22" & 33" Upholstered Backs Upholstered Arms	IM2055 04	90	5293	5890	6490	7084	7679	

COM Yardage
Please refer to page 114.

Finish Options	Price
Powder Coat - Premium.....	\$ 165

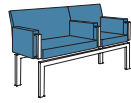
Arm Options	Code	Price
Fully Upholstered Arm (each)	ZFA	\$ -71

Seat Options	Code	Price
Cleanout Cushion (per seat)	UCC	\$ 23

Accessories	Code	Price
Bolster (Grade 2/COM)	AIB2	\$ 253
Bolster (Grade 3)	AIB3	\$ 302
Bolster (Grade 4)	AIB4	\$ 353
Bolster (Grade 5)	AIB5	\$ 404
Bolster (Grade 6)	AIB6	\$ 453

Custom Charges	Code	Price
Powder Coat Alternative (per color)	OPA	call

Immix
Bench - 55" Frame
Powder Coat



VERSTEEL


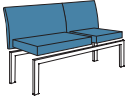




Questions?

800 876 2120

Dimensions

Overall Height w/o back: 18" w/ back: 32"	Overall Depth w/o back: 20" w/ back: 23½"	Back Width: 22" and 33" Seat Height: 18" Seat Width: 20" and 31" Seat Depth: 20" Arm Height: 25½"
Overall Width w/o arms: 55" w/ 1 arm: 56¼" w/ 2 arms: 57½"		

Standard Powder Coat

Description	Model#	Product Wt	Standard Powder Coat				
			2/COM	3	4	5	6
 <p>55" Frame 20" & 31" Upholstered Seats</p>	IM2055 D01	49	2007	2254	2503	2750	3001
 <p>55" Frame 20" & 31" Upholstered Seats 22" & 33" Upholstered Backs</p>	IM2055 D02	72	3836	4336	4834	5330	5830
 <p>55" Frame 20" & 31" Upholstered Seats 22" & 33" Upholstered Backs Upholstered Arm: Right</p>	IM2055 D03R	80	4429	4978	5527	6072	6619
 <p>55" Frame 20" & 31" Upholstered Seats 22" & 33" Upholstered Backs Upholstered Arm: Left</p>	IM2055 D03L	80	4429	4978	5527	6072	6619
 <p>55" Frame 20" & 31" Upholstered Seats 22" & 33" Upholstered Backs Upholstered Arms</p>	IM2055 D04	88	5022	5621	6220	6815	7414
 <p>55" Frame 20" & 31" Upholstered Seats 22" & 33" Upholstered Backs Upholstered Arms</p>	IM2055 D05	96	5616	6265	6912	7558	8206

COM Yardage
Please refer to page 114.



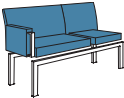



To Order, Specify...

- 1 Model Number
- 2 Frame Color
- 3 Upholstery Selection
- 4 Bench Options



Dimensions

Overall Height w/o back: 18" w/ back: 32"	Overall Depth w/o back: 20" w/ back: 23½"	Back Width: 22" and 33" Seat Height: 18" Seat Width: 20" and 31" Seat Depth: 20" Arm Height: 25½"
Overall Width w/o arms: 55" w/ 1 arm: 56¼" w/ 2 arms: 57½"		

				Chrome, Nickel and Transparent Powder Coat				
				fabric grade >				
				2/COM	3	4	5	6
Description	Model#	Product Wt						
 55" Frame 20" & 31" Upholstered Seats	IM2055 D01	49		2316	2567	2816	3063	3313
 55" Frame 20" & 31" Upholstered Seats 22" & 33" Upholstered Backs	IM2055 D02	72		4147	4647	5144	5642	6141
 55" Frame 20" & 31" Upholstered Seats 22" & 33" Upholstered Backs Upholstered Arm: Right	IM2055 D03R	80		4839	5384	5934	6480	7029
 55" Frame 20" & 31" Upholstered Seats 22" & 33" Upholstered Backs Upholstered Arm: Left	IM2055 D03L	80		4839	5384	5934	6480	7029
 55" Frame 20" & 31" Upholstered Seats 22" & 33" Upholstered Backs Upholstered Arms	IM2055 D04	88		5526	6124	6722	7318	7915
 55" Frame 20" & 31" Upholstered Seats 22" & 33" Upholstered Backs Upholstered Arms	IM2055 D05	96		6214	6859	7509	8155	8801

COM Yardage
Please refer to page 114.

Finish Options
Powder Coat - Premium..... \$ 165

Arm Options
Fully Upholstered Arm (each).....ZFA \$ -71

Seat Options
Cleanout Cushion (per seat).....UCC \$ 23

Accessories
Bolster (Grade 2/COM).....AIB2 \$ 253
Bolster (Grade 3).....AIB3 \$ 302
Bolster (Grade 4).....AIB4 \$ 353
Bolster (Grade 5).....AIB5 \$ 404
Bolster (Grade 6).....AIB6 \$ 453

Custom Charges
Powder Coat Alternative (per color).....OPA call

Immix
55" Frame, Bench + Top
Powder Coat



VERSTEEL

Questions?

800 876 2120

Dimensions

Overall Height w/o back: 18" w/ back: 32"	Back Width: 22" Seat Height: 18" Seat Width: 20" Seat Depth: 20"	Top Height: 16½" Top Width: 11" Top Depth: 20" Thickness: ¼"
---	---	---

					Standard Powder Coat				
					Laminate PVC	Laminate Wood	Laminate 1 ¼" Wood	Veneer Wood	Veneer 1 ¼" Wood
					Flat LP2S	Flat LW2S	Square LWS2	Flat VW2S	Flat VWS2
					Fluted LPF2S	Fluted LWF2S	Fluted LWF2	Fluted VWF2S	Fluted VWF2
						Rev Bevel Acrylic LMRA2S	Reverse Bevel LWR2		Reverse Bevel VWR2
 55" Frame 20" Upholstered Seats (2) 11" Top: Center	IM2055 11 HC	53	Gr 2 / COM	2019	2053	2119	2217	2217	
			Gr 3	2221	2254	2317	2415	2415	
			Gr 4	2421	2455	2517	2616	2616	
			Gr 5	2619	2651	2715	2816	2816	
			Gr 6	2820	2875	2917	3013	3013	
 55" Frame 20" Upholstered Seats (2) 22" Upholstered Backs (2) 11" Top: Center	IM2055 12 HC	71	Gr 2 / COM	3582	3619	3680	3779	3779	
			Gr 3	3983	4015	4079	4175	4175	
			Gr 4	4377	4412	4477	4574	4574	
			Gr 5	4775	4808	4875	4971	4971	
			Gr 6	5176	5209	5272	5369	5369	

COM Yardage
Please refer to page 114.

To Order, Specify...

- 1 Model Number
- 2 Frame Color
- 3 Upholstery Selection
- 4 Top Material
 - a. Laminate Manufacturer + Color
 - b. Veneer Species + Finish Color
- 5 Edge Style
- 6 Edge Color or Finish
- 7 Additional Options



Dimensions

Overall Height w/o back: 18" w/ back: 32"	Overall Depth w/o back: 20" w/ back: 23½"	Back Width: 22" Seat Height: 18" Seat Width: 20" Seat Depth: 20" Top Height: 16½" Top Width: 11" Top Depth: 20" Thickness: ¼"
Overall Width: w/o arms: 55" w/ 1 arm: 56¼" w/ 2 arms: 57 ½"	Arm Height: 25 ½"	

		Standard Powder Coat							
		Laminate PVC	Laminate Wood	Laminate 1 ¼" Wood	Veneer Wood	Veneer 1 ¼" Wood			
		Flat LP2S	Flat LW2S	Square LW2S	Flat VP2S	Flat VW2S			
		Fluted LPF2S	Fluted LWF2S	Fluted LWF2S	Fluted VPF2S	Fluted VWF2S			
			Rev Bevel Acrylic LMRA2S	Reverse Bevel LMRA2S		Reverse Bevel LMRA2S			
	55" Frame	IM2055 13R HC	79	Gr 2 / COM	4174	4207	4275	4371	4371
	20" Upholstered Seats (2)				4624	4653	4724	4820	4820
	22" Upholstered Backs (2)				5072	5108	5171	5270	5270
	11" Top: Center				5519	5554	5616	5716	5716
	Upholstered Arm: Right				5966	6001	6066	6162	6162
	55" Frame	IM2055 13L HC	79	Gr 2 / COM	4174	4207	4275	4371	4371
	20" Upholstered Seats (2)				4624	4653	4724	4820	4820
	22" Upholstered Backs (2)				5072	5108	5171	5270	5270
	11" Top: Center				5519	5554	5616	5716	5716
	Upholstered Arm: Left				5966	6001	6066	6162	6162
	55" Frame	IM2055 14 HC	87	Gr 2 / COM	4768	4800	4868	4964	4964
	20" Upholstered Seats (2)				5269	5299	5366	5462	5462
	22" Upholstered Backs (2)				5766	5801	5863	5961	5961
	11" Top: Center				6259	6294	6358	6458	6458
	Upholstered Arms				6758	6792	6857	6954	6954
	55" Frame	IM2055 15 HC	101	Gr 2 / COM	5957	5989	6051	6150	6150
	20" Upholstered Seats (2)				6554	6586	6649	6748	6748
	22" Upholstered Backs (2)				7152	7184	7248	7348	7348
	8" Top: Center				7745	7779	7843	7943	7943
	Upholstered Arms				8343	8377	8441	8542	8542

COM Yardage
Please refer to page 114.

Finish Options	Price
Powder Coat - Premium.....	\$ 165

Arm Options	Code	Price
Fully Upholstered Arm (each).....	ZFA	\$ -71

Top Options	
Special Laminate.....	TSP call
Custom Cutout (per cutout)	TCC \$ 120

Seat Options	
Cleanout Cushion (per seat).....	UCC \$ 23

Wire Management Options	Code	Price
1 Oval Brush Grommet.....	WOG	\$ 97
1 Round Grommet.....	WRG	\$ 76

Custom Charges	
Powder Coat Alternative (per color)	OPA call
Custom PVC Color Match	OCPCall
Stain Finish Match (per finish).....	OSM \$ 996

Power + Data Options
Please reference the Power + Data Price List

Immix
55" Frame, Bench + Top
Powder Coat



VERSTEEL

Questions?

800 876 2120

Dimensions

Overall Height w/o back: 18" w/ back: 32"	Back Width: 22" Seat Height: 18" Seat Width: 20" Seat Depth: 20"	Top Height: 16½" Top Width: 11" Top Depth: 20" Thickness: ¼"
---	---	---

					Standard Powder Coat				
					Laminate PVC	Laminate Wood	Laminate 1 ¼" Wood	Veneer Wood	Veneer 1 ¼" Wood
					Flat LP2S	Flat LW2S	Square LWS2	Flat VW2S	Flat VWS2
					Fluted LPF2S	Fluted LWF2S	Fluted LWF2	Fluted VWF2S	Fluted VWF2
						Rev Bevel Acrylic LMRA2S	Reverse Bevel LWR2		Reverse Bevel VWR2
 55" Frame 20" Upholstered Seats (2) 11" Top: Center	IM2055 11 HC	53	Gr 2 / COM	2336	2366	2430	2531	2531	
			Gr 3	2534	2567	2632	2728	2728	
			Gr 4	2733	2765	2828	2927	2927	
			Gr 5	2932	2964	3028	3127	3127	
			Gr 6	3131	3163	3231	3324	3324	
 55" Frame 20" Upholstered Seats (2) 22" Upholstered Backs (2) 11" Top: Center	IM2055 12 HC	71	Gr 2 / COM	3894	3930	3992	4090	4090	
			Gr 3	4292	4327	4393	4488	4488	
			Gr 4	4693	4726	4791	4887	4887	
			Gr 5	5086	5121	5186	5286	5286	
			Gr 6	5484	5521	5584	5682	5682	

COM Yardage
Please refer to page 114.

To Order, Specify...

- 1 Model Number
- 2 Frame Color
- 3 Upholstery Selection
- 4 Top Material
 - a. Laminate Manufacturer + Color
 - b. Veneer Species + Finish Color
- 5 Edge Style
- 6 Edge Color or Finish
- 7 Additional Options



Dimensions

Overall Height w/o back: 18" w/ back: 32"	Overall Depth w/o back: 20" w/ back: 23½"	Back Width: 22" Seat Height: 18" Seat Width: 20" Seat Depth: 20" Top Height: 16½" Top Width: 11" Top Depth: 20" Thickness: ¼"
Overall Width: w/o arms: 55" w/ 1 arm: 56¼" w/ 2 arms: 57 ½"	Arm Height: 25 ½"	

		Chrome, Nickel and Transparent Powder Coat							
		Laminate PVC	Laminate Wood	Laminate 1 ¼" Wood	Veneer Wood	Veneer 1 ¼" Wood			
		Flat LP2S	Flat LW2S	Square LW2S	Flat VP2S	Flat VW2S			
		Fluted LPF2S	Fluted LWF2S	Fluted LWF2S	Fluted VPF2S	Fluted VWF2S			
			Rev Bevel Acrylic LMRA2S	Reverse Bevel LMRA2S		Reverse Bevel LMRA2S			
	55" Frame	IM2055 13R HC	79	Gr 2 / COM	4584	4616	4679	4780	4780
	20" Upholstered Seats (2)				5031	5065	5129	5228	5228
	22" Upholstered Backs (2)				5479	5512	5577	5678	5678
	11" Top: Center				5923	5959	6021	6123	6123
	Upholstered Arm: Right				6374	6407	6470	6570	6570
	55" Frame	IM2055 13L HC	79	Gr 2 / COM	4584	4616	4679	4780	4780
	20" Upholstered Seats (2)				5031	5065	5129	5228	5228
	22" Upholstered Backs (2)				5479	5512	5577	5678	5678
	11" Top: Center				5923	5959	6021	6123	6123
	Upholstered Arm: Left				6374	6407	6470	6570	6570
	55" Frame	IM2055 14 HC	87	Gr 2 / COM	5271	5301	5368	5466	5466
	20" Upholstered Seats (2)				5768	5803	5865	5965	5965
	22" Upholstered Backs (2)				6268	6301	6365	6462	6462
	11" Top: Center				6763	6796	6859	6958	6958
	Upholstered Arms				7262	7293	7356	7456	7456
	55" Frame	IM2055 15 HC	101	Gr 2 / COM	6645	6681	6744	6843	6843
	20" Upholstered Seats (2)				7244	7276	7343	7439	7439
	22" Upholstered Backs (2)				7841	7874	7942	8039	8039
	8" Top: Center				8436	8469	8539	8630	8630
	Upholstered Arms				9034	9068	9133	9232	9232

COM Yardage
Please refer to page 114.

Arm Options

Fully Upholstered Arm (each)	ZFA	\$ -71
------------------------------	-----	--------

Top Options

Special Laminate	TSP	call
Custom Cutout (per cutout)	TCC	\$ 120

Seat Options

Cleanout Cushion (per seat)	UCC	\$ 23
-----------------------------	-----	-------

Wire Management Options

1 Oval Brush Grommet	WOG	\$ 97
1 Round Grommet	WRG	\$ 76

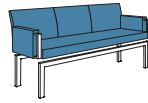
Custom Charges

Powder Coat Alternative (per color)	OPA	call
Custom PVC Color Match	OCPC	call
Stain Finish Match (per finish)	OSM	\$ 996

Power + Data Options

Please reference the Power + Data Price List

Immix
Bench - 66" Frame
Powder Coat



VERSTEEL



Questions?

800 876 2120

Dimensions

Overall Height w/o back: 18" w/ back: 32"	Overall Depth w/o back: 20" w/ back: 23½"	Back Width: 22" Seat Height: 18" Seat Width: 64" Seat Depth: 20" Arm Height: 25½"
Overall Width w/o arms: 66" w/ 1 arm: 67¼" w/ 2 arms: 68½"		

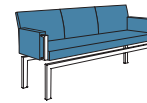
		Standard Powder Coat				
		2/COM	3	4	5	6
	fabric grade >					

Description	Model#	Product Wt
 66" Frame 64" Upholstered Seat	IM2066 01	61
 66" Frame 64" Upholstered Seat 22" Upholstered Backs (3)	IM2066 02	88
 66" Frame 64" Upholstered Seat 22" Upholstered Backs (3) Upholstered Arm: Right	IM2066 03R	96
 66" Frame 64" Upholstered Seat 22" Upholstered Backs (3) Upholstered Arm: Left	IM2066 03L	96
 66" Frame 64" Upholstered Seat 22" Upholstered Backs (3) Upholstered Arms	IM2066 04	104

COM Yardage
Please refer to page 114.

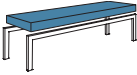




To Order, Specify...

- 1 Model Number
- 2 Frame Color
- 3 Upholstery Selection
- 4 Bench Options



Dimensions

Overall Height w/o back: 18" w/ back: 32"	Overall Depth w/o back: 20" w/ back: 23½"	Back Width: 22" Seat Height: 18" Seat Width: 64" Seat Depth: 20" Arm Height: 25½"
Overall Width w/o arms: 66" w/ 1 arm: 67¼" w/ 2 arms: 68½"		

				Chrome, Nickel and Transparent Powder Coat				
				fabric grade >				
Description	Model#	Product Wt	2/COM	3	4	5	6	
 66" Frame 64" Upholstered Seat	IM2066 01	61	2520	2821	3119	3417	3715	
 66" Frame 64" Upholstered Seat 22" Upholstered Backs (3)	IM2066 02	88	4862	5460	6062	6649	7248	
 66" Frame 64" Upholstered Seat 22" Upholstered Backs (3) Upholstered Arm: Right	IM2066 03R	96	5554	6199	6846	7490	8135	
 66" Frame 64" Upholstered Seat 22" Upholstered Backs (3) Upholstered Arm: Left	IM2066 03L	96	5554	6199	6846	7490	8135	
 66" Frame 64" Upholstered Seat 22" Upholstered Backs (3) Upholstered Arms	IM2066 04	104	6240	6938	7634	8324	9024	

COM Yardage
Please refer to page 114.

Finish Options

Price	
Powder Coat - Premium.....	\$ 165

Arm Options

Code	Price
Fully Upholstered Arm (each).....ZFA	\$ -71

Seat Options

Code	Price
Cleanout Cushion (per seat).....UCC	\$ 23

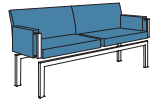
Accessories

Code	Price
Bolster (Grade 2/COM).....AIB2	\$ 253
Bolster (Grade 3).....AIB3	\$ 302
Bolster (Grade 4).....AIB4	\$ 353
Bolster (Grade 5).....AIB5	\$ 404
Bolster (Grade 6).....AIB6	\$ 453

Custom Charges

Code	Price
Powder Coat Alternative (per color).....OPA	call

Immix
Bench - 66" Frame
Powder Coat



VERSTEEL

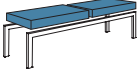





Questions?

800 876 2120

Dimensions

Overall Height w/o back: 18" w/ back: 32"	Overall Depth w/o back: 20" w/ back: 23½"	Back Width: 33" Seat Height: 18" Seat Width: 31" Seat Depth: 20" Arm Height: 25½"
Overall Width w/o arms: 66" w/ 1 arm: 67¼" w/ 2 arms: 68 ½"		

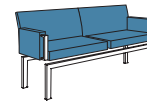
Standard Powder Coat

Description	Model#	Product Wt	Standard Powder Coat				
			2/COM	3	4	5	6
 <p>66" Frame 31" Upholstered Seats (2)</p>	IM2066 D01	59	2173	2470	2771	3071	3367
 <p>66" Frame 31" Upholstered Seats (2) 33" Upholstered Backs (2)</p>	IM2066 D02	87	4276	4875	5473	6069	6667
 <p>66" Frame 31" Upholstered Seats (2) 33" Upholstered Backs (2) Upholstered Arm: Right</p>	IM2066 D03R	95	4869	5517	6164	6811	7460
 <p>66" Frame 31" Upholstered Seats (2) 33" Upholstered Backs (2) Upholstered Arm: Left</p>	IM2066 D03L	95	4869	5517	6164	6811	7460
 <p>66" Frame 31" Upholstered Seats (2) 33" Upholstered Backs (2) Upholstered Arms</p>	IM2066 D04	103	5460	6159	6857	7556	8253
 <p>66" Frame 31" Upholstered Seats (2) 33" Upholstered Backs (2) Upholstered Arms</p>	IM2066 D05	111	6054	6802	7548	8297	9047

COM Yardage
Please refer to page 114.

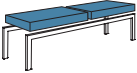





To Order, Specify...

- 1 Model Number
- 2 Frame Color
- 3 Upholstery Selection
- 4 Bench Options



Dimensions

Overall Height w/o back: 18" w/ back: 32"	Overall Depth w/o back: 20" w/ back: 23½"	Back Width: 33" Seat Height: 18" Seat Width: 31" Seat Depth: 20" Arm Height: 25½"
Overall Width w/o arms: 66" w/ 1 arm: 67¼" w/ 2 arms: 68 ½"		

Description	Model#	Product Wt	Chrome, Nickel and Transparent Powder Coat				
			2/COM	3	4	5	6
 66" Frame 31" Upholstered Seats (2)	IM2066 D01	59	2742	3039	3342	3637	3938
 66" Frame 31" Upholstered Seats (2) 33" Upholstered Backs (2)	IM2066 D02	87	4844	5445	6041	6640	7237
 66" Frame 31" Upholstered Seats (2) 33" Upholstered Backs (2) Upholstered Arm: Right	IM2066 D03R	95	5532	6181	6828	7477	8124
 66" Frame 31" Upholstered Seats (2) 33" Upholstered Backs (2) Upholstered Arm: Left	IM2066 D03L	95	5532	6181	6828	7477	8124
 66" Frame 31" Upholstered Seats (2) 33" Upholstered Backs (2) Upholstered Arms	IM2066 D04	103	6221	6918	7618	8314	9010
 66" Frame 31" Upholstered Seats (2) 33" Upholstered Backs (2) Upholstered Arms	IM2066 D05	111	6910	7657	8403	9152	9898

COM Yardage
Please refer to page 114.

Finish Options	Price
Powder Coat - Premium.....	\$ 165

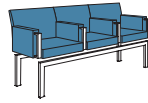
Arm Options	Code	Price
Fully Upholstered Arm (each).....	ZFA	\$ -71

Seat Options	Code	Price
Cleanout Cushion (per seat).....	UCC	\$ 23

Accessories	Code	Price
Bolster (Grade 2/COM).....	AIB2	\$ 253
Bolster (Grade 3).....	AIB3	\$ 302
Bolster (Grade 4).....	AIB4	\$ 353
Bolster (Grade 5).....	AIB5	\$ 404
Bolster (Grade 6).....	AIB6	\$ 453

Custom Charges	Code	Price
Powder Coat Alternative (per color).....	OPA	call

Immix
Bench - 66" Frame
Powder Coat



VERSTEEL

Questions?

800 876 2120

Dimensions

Overall Height w/o back: 18" w/ back: 32"	Overall Depth w/o back: 20" w/ back: 23½"	Back Width: 22" Seat Height: 18" Seat Width: 20" Seat Depth: 20" Arm Height: 25½"
Overall Width w/o arms: 66" w/ 1 arm: 67¼" w/ 2 arms: 68½"		

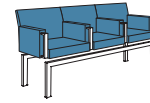
		Standard Powder Coat				
		2/COM	3	4	5	6
fabric grade >						

Description	Model#	Product Wt	2/COM	3	4	5	6
 66" Frame 20" Upholstered Seats (3)	IM2066 T01	57	2401	2699	3000	3297	3597
 66" Frame 20" Upholstered Seats (3) 22" Upholstered Backs (3)	IM2066 T02	87	4745	5341	5942	6532	7130
 66" Frame 20" Upholstered Seats (3) 22" Upholstered Backs (3) Upholstered Arm: Right	IM2066 T03R	95	5337	5985	6634	7274	7922
 66" Frame 20" Upholstered Seats (3) 22" Upholstered Backs (3) Upholstered Arm: Left	IM2066 T03L	95	5337	5985	6634	7274	7922
 66" Frame 20" Upholstered Seats (3) 22" Upholstered Backs (3) Upholstered Arms	IM2066 T04	103	5930	6627	7325	8019	8718
 66" Frame 20" Upholstered Seats (3) 22" Upholstered Backs (3) Upholstered Arms	IM2066 T05	119	7116	7914	8709	9503	10300

COM Yardage
Please refer to page 114.

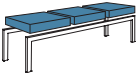




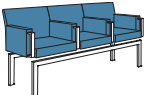
To Order, Specify...

- 1 Model Number
- 2 Frame Color
- 3 Upholstery Selection
- 4 Bench Options



Dimensions

Overall Height w/o back: 18" w/ back: 32"	Overall Depth w/o back: 20" w/ back: 23½"	Back Width: 22" Seat Height: 18" Seat Width: 20" Seat Depth: 20" Arm Height: 25½"
Overall Width w/o arms: 66" w/ 1 arm: 67¼" w/ 2 arms: 68½"		

			Chrome, Nickel and Transparent Powder Coat				
			fabric grade >				
Description	Model#	Product Wt	2/COM	3	4	5	6
 66" Frame 20" Upholstered Seats (3)	IM2066 T01	57	2972	3268	3568	3869	4167
 66" Frame 20" Upholstered Seats (3) 22" Upholstered Backs (3)	IM2066 T02	87	5313	5911	6510	7104	7701
 66" Frame 20" Upholstered Seats (3) 22" Upholstered Backs (3) Upholstered Arm: Right	IM2066 T03R	95	6002	6648	7297	7942	8589
 66" Frame 20" Upholstered Seats (3) 22" Upholstered Backs (3) Upholstered Arm: Left	IM2066 T03L	95	6002	6648	7297	7942	8589
 66" Frame 20" Upholstered Seats (3) 22" Upholstered Backs (3) Upholstered Arms	IM2066 T04	103	6690	7386	8083	8779	9477
 66" Frame 20" Upholstered Seats (3) 22" Upholstered Backs (3) Upholstered Arms	IM2066 T05	119	8064	8861	9657	10452	11250

COM Yardage
Please refer to page 114.

Finish Options	Price
Powder Coat - Premium.....	\$ 165

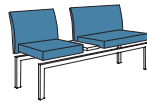
Arm Options	Code	Price
Fully Upholstered Arm (each).....	ZFA	\$ -71

Seat Options	Code	Price
Cleanout Cushion (per seat).....	UCC	\$ 23

Accessories	Code	Price
Bolster (Grade 2/COM).....	AIB2	\$ 253
Bolster (Grade 3).....	AIB3	\$ 302
Bolster (Grade 4).....	AIB4	\$ 353
Bolster (Grade 5).....	AIB5	\$ 404
Bolster (Grade 6).....	AIB6	\$ 453

Custom Charges	Code	Price
Powder Coat Alternative (per color).....	OPA	call

Immix
66" Frame, Bench + Top
Powder Coat
















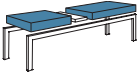

VERSTEEL

Questions?

800 876 2120

Dimensions


Overall Height w/o back: 18" w/ back: 32"	Back Width: 22" and 33" Seat Height: 18" Seat Width: 20" and 31" Seat Depth: 20"	Top Height: 16½" Top Width: 11" Top Depth: 20" Top Thickness: ¼"
Overall Width: 66"		
Overall Depth w/o back: 20" w/ back: 23½"		

		Standard Powder Coat							
		Laminate PVC	Laminate Wood	Laminate 1 ¼" Wood	Veneer Wood	Veneer 1 ¼" Wood			
		Flat LP2S 	Flat LW2S 	Square LWS2 	Flat VW2S 	Flat VWS2 			
		Fluted LPF2S 	Fluted LWF2S 	Fluted LWF2 	Fluted VWF2S 	Fluted VWF2 			
			Rev Bevel Acrylic LMRA2S 	Reverse Bevel LWR2 		Reverse Bevel VWR2 			
	66" Frame 20" & 31" Upholstered Seat 11" Top: Center	IM2066 11 HC	62	Gr 2 / COM	2188	2224	2286	2382	2382
				Gr 3	2436	2470	2536	2634	2634
				Gr 4	2689	2722	2785	2882	2882
				Gr 5	2936	2971	3034	3132	3132
				Gr 6	3187	3218	3284	3382	3382
	66" Frame 20" & 31" Upholstered Seats 22" & 33" Upholstered Backs 11" Top: Center	IM2066 12 HC	85	Gr 2 / COM	4020	4053	4118	4218	4218
				Gr 3	4519	4555	4617	4715	4715
				Gr 4	5018	5051	5115	5214	5214
				Gr 5	5515	5547	5613	5713	5713
				Gr 6	6014	6047	6110	6210	6210

COM Yardage
Please refer to page 114.

To Order, Specify...

- 1 Model Number
- 2 Frame Color
- 3 Upholstery Selection
- 4 Top Material
 - a. Laminate Manufacturer + Color
 - b. Veneer Species + Finish Color
- 5 Edge Style
- 6 Edge Color or Finish
- 7 Additional Options



Dimensions

Overall Height w/o back: 18" w/ back: 32"	Overall Depth w/o back: 20" w/ back: 23½"	Back Width: 22" and 33" Seat Height: 18" Seat Width: 20" and 31" Seat Depth: 20" Top Height: 16½" Top Width: 11" Top Depth: 20" Top Thickness: 1 ¼"
Overall Width: w/o arms: 66" w/ 1 arm: 67¼" w/ 2 arms: 68½"	Arm Height: 25½"	

		Standard Powder Coat										
		Laminate PVC	Laminate Wood	Laminate 1 ¼" Wood	Veneer Wood	Veneer 1 ¼" Wood						
		Flat LP2S 	Flat LW2S 	Square LW2S 	Flat VP2S 	Flat VW2S 						
		Fluted LPF2S 	Fluted LWF2S 	Fluted LWF2S 	Fluted VPF2S 	Fluted VWF2S 						
			Rev Bevel Acrylic LMRA2S 	Reverse Bevel LMRA2S 		Reverse Bevel LMRA2S 						
	66" Frame 20" & 31" Upholstered Seats 22" & 33" Upholstered Backs 11" Top: Center Upholstered Arm: Right	IM2066 13R HC	93	Gr 2 / COM Gr 3 Gr 4 Gr 5 Gr 6	4614 5163 5713 6257 6807	4647 5194 5743 6291 6840	4712 5261 5809 6353 6903	4809 5358 5907 6455 7002	4809 5358 5907 6455 7002			
		66" Frame 20" & 31" Upholstered Seats 22" & 33" Upholstered Backs 11" Top: Center Upholstered Arm: Left	IM2066 13L HC	93	Gr 2 / COM Gr 3 Gr 4 Gr 5 Gr 6	4614 5163 5713 6257 6807	4647 5194 5743 6291 6840	4712 5261 5809 6353 6903	4809 5358 5907 6455 7002	4809 5358 5907 6455 7002		
			66" Frame 20" & 31" Upholstered Seats 22" & 33" Upholstered Backs 11" Top: Center Upholstered Arms	IM2066 14 HC	101	Gr 2 / COM Gr 3 Gr 4 Gr 5 Gr 6	5209 5806 6404 7000 7597	5241 5839 6436 7032 7630	5302 5905 6502 7097 7694	5404 6002 6602 7196 7793	5404 6002 6602 7196 7793	
				66" Frame 20" & 31" Upholstered Seats 22" & 33" Upholstered Backs 8" Top: Center Upholstered Arms	IM2066 15 HC	117	Gr 2 / COM Gr 3 Gr 4 Gr 5 Gr 6	6394 7090 7788 8485 9184	6427 7126 7824 8517 9215	6492 7188 7888 8585 9281	6588 7288 7985 8678 9378	6588 7288 7985 8678 9378

COM Yardage
Please refer to page 114.

Finish Options	Price
Powder Coat - Premium.....	\$ 165

Arm Options	Code	Price
Fully Upholstered Arm (each).....	ZFA	\$ -71

Top Options	
Special Laminate.....	TSP call
Custom Cutout (per cutout).....	TCC \$ 120

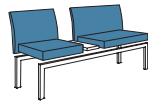
Seat Options	
Cleanout Cushion (per seat).....	UCC \$ 23

Wire Management Options	Code	Price
1 Oval Brush Grommet.....	WOG	\$ 97
1 Round Grommet.....	WRG	\$ 76

Custom Charges	
Powder Coat Alternative (per color).....	OPA call
Custom PVC Color Match.....	OCPCall
Stain Finish Match (per finish).....	OSM \$ 996

Power + Data Options
Please reference the Power + Data Price List

Immix
66" Frame, Bench + Top
Powder Coat
















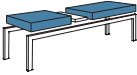

VERSTEEL

Questions?

800 876 2120

Dimensions


Overall Height w/o back: 18" w/ back: 32"	Back Width: 22" and 33" Seat Height: 18" Seat Width: 20" and 31" Seat Depth: 20"	Top Height: 16½" Top Width: 11" Top Depth: 20" Top Thickness: 1 ¼"
---	---	---

					Standard Powder Coat				
					Laminate PVC	Laminate Wood	Laminate 1 ¼" Wood	Veneer Wood	Veneer 1 ¼" Wood
					Flat LP2S 	Flat LW2S 	Square LWS2 	Flat VW2S 	Flat VWS2 
					Fluted LPF2S 	Fluted LWF2S 	Fluted LWF2 	Fluted VWF2S 	Fluted VWF2 
						Rev Bevel Acrylic LMRA2S 	Reverse Bevel LWR2 		Reverse Bevel VWR2 
	66" Frame	IM2066 11 HC	62	Gr 2 / COM	2756	2793	2856	2954	2954
	20" & 31" Upholstered Seat			Gr 3	3008	3039	3105	3204	3204
	11" Top: Center			Gr 4	3258	3289	3354	3453	3453
				Gr 5	3507	3540	3602	3702	3702
				Gr 6	3755	3788	3854	3950	3950
	66" Frame	IM2066 12 HC	85	Gr 2 / COM	4591	4624	4688	4788	4788
	20" & 31" Upholstered Seats			Gr 3	5091	5122	5188	5287	5287
	22" & 33" Upholstered Backs			Gr 4	5586	5621	5686	5784	5784
	11" Top: Center			Gr 5	6084	6119	6182	6281	6281
				Gr 6	6582	6616	6682	6780	6780

COM Yardage
Please refer to page 114.

To Order, Specify...

- 1 Model Number
- 2 Frame Color
- 3 Upholstery Selection
- 4 Top Material
 - a. Laminate Manufacturer + Color
 - b. Veneer Species + Finish Color
- 5 Edge Style
- 6 Edge Color or Finish
- 7 Additional Options



Dimensions

Overall Height w/o back: 18" w/ back: 32"	Overall Depth w/o back: 20" w/ back: 23½"	Back Width: 22" and 33" Seat Height: 18" Seat Width: 20" and 31" Seat Depth: 20" Top Height: 16½" Top Width: 11" Top Depth: 20" Top Thickness: 1 ¼"
Overall Width: w/o arms: 66" w/ 1 arm: 67¼" w/ 2 arms: 68½"	Arm Height: 25½"	

					Chrome, Nickel and Transparent Powder Coat				
					Laminate PVC	Laminate Wood	Laminate 1 ¼" Wood	Veneer Wood	Veneer 1 ¼" Wood
					Flat LP2S 	Flat LW2S 	Square LWS2 	Flat VW2S 	Flat VWS2
					Fluted LPF2S 	Fluted LWF2S 	Fluted LWF2 	Fluted VWVF2S 	Fluted VWF2
						Rev Bevel Acrylic LMRA2S 	Reverse Bevel LWR2 		Reverse Bevel VWR2
	66" Frame	IM2066 13R HC	93	Gr 2 / COM	5280	5312	5377	5476	5476
	20" & 31" Upholstered Seats			Gr 3	5829	5860	5923	6021	6021
	22" & 33" Upholstered Backs			Gr 4	6377	6409	6472	6571	6571
	11" Top: Center			Gr 5	6922	6954	7019	7117	7117
	Upholstered Arm: Right			Gr 6	7468	7505	7570	7666	7666
	66" Frame	IM2066 13L HC	93	Gr 2 / COM	5280	5312	5377	5476	5476
	20" & 31" Upholstered Seats			Gr 3	5829	5860	5923	6021	6021
	22" & 33" Upholstered Backs			Gr 4	6377	6409	6472	6571	6571
	11" Top: Center			Gr 5	6922	6954	7019	7117	7117
	Upholstered Arm: Left			Gr 6	7468	7505	7570	7666	7666
	66" Frame	IM2066 14 HC	101	Gr 2 / COM	5966	6564	7164	7756	8358
	20" & 31" Upholstered Seats			Gr 3	6001	6601	7196	7792	8391
	22" & 33" Upholstered Backs			Gr 4	6066	6664	7262	7858	8456
	11" Top: Center			Gr 5	6162	6760	7356	7954	8552
	Upholstered Arms			Gr 6	6162	6760	7356	7954	8552
	66" Frame	IM2066 15 HC	117	Gr 2 / COM	7343	7378	7439	7539	7539
	20" & 31" Upholstered Seats			Gr 3	8040	8074	8136	8234	8234
	22" & 33" Upholstered Backs			Gr 4	8738	8771	8834	8934	8934
	8" Top: Center			Gr 5	9436	9468	9554	9629	9629
	Upholstered Arms			Gr 6	10132	10165	10228	10328	10328

COM Yardage
Please refer to page 114.

Finish Options	Price
Powder Coat - Premium.....	\$ 165


Arm Options	Code	Price
Fully Upholstered Arm (each).....	ZFA	\$ -71

Top Options	Code	Price
Special Laminate.....	TSP	call
Custom Cutout (per cutout).....	TCC	\$ 120

Seat Options	Code	Price
Cleanout Cushion (per seat).....	UCC	\$ 23

Custom Charges	Code	Price
Powder Coat Alternative (per color).....	OPA	call
Custom PVC Color Match.....	OCP	call
Stain Finish Match (per finish).....	OSM	\$ 996

Immix
66" Frame, Bench + Top
Powder Coat



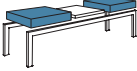

VERSTEEL

Questions?

800 876 2120

Dimensions

Overall Height w/o back: 18"	Back Width: 22"	Top Height: 16½"
w/ back: 32"	Seat Height: 18"	Top Width: 22"
Overall Width: 66"	Seat Width: 20"	Top Depth: 20"
Overall Depth w/o back: 20"	Seat Depth: 20"	Top Thickness: 1¼"
w/ back: 23½"		

					Standard Powder Coat				
					Laminate PVC	Laminate Wood	Laminate 1 ¼" Wood	Veneer Wood	Veneer 1 ¼" Wood
					Flat LP2S	Flat LW2S	Square LW2S	Flat VP2S	Flat VW2S
					Fluted LPF2S	Fluted LWF2S	Fluted LWF2S	Fluted VPF2S	Fluted VWF2S
						Rev Bevel Acrylic LMRA2S	Reverse Bevel LMRA2S		Reverse Bevel LMRA2S
Description	Model#	Product Wt	Grade	top > edge >					
				2128	2143	2298	2339	2339	
 66" Frame 20" Upholstered Seats (2) 22" Top: Center	IM2066 11 FC	61	Gr 2 / COM	2128	2143	2298	2339	2339	
			Gr 3	2327	2343	2498	2536	2536	
			Gr 4	2530	2541	2697	2738	2738	
			Gr 5	2727	2741	2896	2935	2935	
			Gr 6	2924	2938	3096	3134	3134	
 66" Frame 20" Upholstered Seats (2) 22" Upholstered Backs (2) 22" Top: Center	IM2066 12 FC	79	Gr 2 / COM	3691	3704	3860	3900	3900	
			Gr 3	4088	4103	4257	4296	4296	
			Gr 4	4487	4502	4653	4696	4696	
			Gr 5	4883	4896	5054	5092	5092	
			Gr 6	5283	5296	5451	5490	5490	

COM Yardage
Please refer to page 114.

To Order, Specify...

- 1 Model Number
- 2 Frame Color
- 3 Upholstery Selection
- 4 Top Material
 - a. Laminate Manufacturer + Color
 - b. Veneer Species + Finish Color
- 5 Edge Style
- 6 Edge Color or Finish
- 7 Additional Options



Dimensions

Overall Height w/o back: 18" w/ back: 32"	Overall Depth w/o back: 20" w/ back: 23½"	Back Width: 22" Seat Height: 18" Seat Width: 20" Seat Depth: 20" Top Height: 16½" Top Width: 22" Top Depth: 20" Top Thickness: 1 ¼"
Overall Width: w/o arms: 66" w/ 1 arm: 67¼" w/ 2 arms: 68½"	Arm Height: 25½"	

		Standard Powder Coat						
		Laminate PVC	Laminate Wood	Laminate 1 ¼" Wood	Veneer Wood	Veneer 1 ¼" Wood		
		Flat LP2S 	Flat LW2S 	Square LW2S 	Flat VP2S 	Flat VW2S 		
		Fluted LPF2S 	Fluted LWF2S 	Fluted LWF2S 	Fluted VPF2S 	Fluted VWF2S 		
			Rev Bevel Acrylic LMRA2S 	Reverse Bevel LMRA2S 		Reverse Bevel LMRA2S 		
Description	Model#	Product Wt	Grade					
 66" Frame 20" Upholstered Seats (2) 22" Upholstered Backs (2) 22" Top: Center Upholstered Arm: Right	IM2066 13R FC	87	Gr 2 / COM	4284	4296	4452	4489	4489
			Gr 3	4731	4746	4903	4939	4939
			Gr 4	5180	5192	5350	5391	5391
			Gr 5	5624	5638	5796	5836	5836
			Gr 6	6075	6087	6244	6283	6283
 66" Frame 20" Upholstered Seats (2) 22" Upholstered Backs (2) 22" Top: Center Upholstered Arm: Left	IM2066 13L FC	87	Gr 2 / COM	4284	4296	4452	4489	4489
			Gr 3	4731	4746	4903	4939	4939
			Gr 4	5180	5192	5350	5391	5391
			Gr 5	5624	5638	5796	5836	5836
			Gr 6	6075	6087	6244	6283	6283
 66" Frame 20" Upholstered Seats (2) 22" Upholstered Backs (2) 22" Top: Center Upholstered Arms	IM2066 14 FC	95	Gr 2 / COM	4877	4888	5048	5083	5083
			Gr 3	5375	5391	5545	5582	5582
			Gr 4	5872	5888	6044	6079	6079
			Gr 5	6370	6381	6539	6576	6576
			Gr 6	6866	6882	7034	7074	7074
 66" Frame 20" Upholstered Seats (2) 22" Upholstered Backs (2) 22" Top: Center Upholstered Arms	IM2066 15 FC	110	Gr 2 / COM	6065	6076	6231	6271	6271
			Gr 3	6663	6672	6831	6867	6867
			Gr 4	7260	7272	7429	7466	7466
			Gr 5	7856	7866	8023	8062	8062
			Gr 6	8450	8465	8622	8662	8662

COM Yardage
Please refer to page 114.

Finish Options	Price
Powder Coat - Premium.....	\$ 165

Arm Options	Code	Price
Fully Upholstered Arm (each).....	ZFA	\$ -71

Top Options	
Special Laminate.....	TSP call
Custom Cutout (per cutout)	TCC \$ 120

Seat Options	
Cleanout Cushion (per seat).....	UCC \$ 23


Wire Management Options	Code	Price
1 Oval Brush Grommet.....	WOG	\$ 97
1 Round Grommet.....	WRG	\$ 76

Custom Charges	
Powder Coat Alternative (per color)	OPA call
Custom PVC Color Match	OCPCall
Stain Finish Match (per finish).....	OSM \$ 996

Power + Data Options
Please reference the Power + Data Price List

Immix

66" Frame, Bench + Top
 Chrome, Nickel + Transparent



VERSTEEL

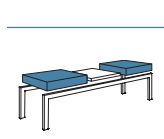
Questions?

800 876 2120

Dimensions

Overall Height w/o back: 18"	Back Width: 22"	Top Height: 16½"
w/ back: 32"	Seat Height: 18"	Top Width: 22"
Overall Width: 66"	Seat Width: 20"	Top Depth: 20"
Overall Depth w/o back: 20"	Seat Depth: 20"	Top Thickness: 1¼"
w/ back: 23½"		

					Chrome, Nickel + Transparent Powder Coat				
					Laminate PVC	Laminate Wood	Laminate 1 ¼" Wood	Veneer Wood	Veneer 1 ¼" Wood
					Flat LP2S	Flat LW2S	Square LW2S	Flat VP2S	Flat VW2S
					Fluted LPF2S	Fluted LWF2S	Fluted LWF2S	Fluted VPF2S	Fluted VWF2S
						Rev Bevel Acrylic LMRA2S	Reverse Bevel LMRA2S		Reverse Bevel LMRA2S
	66" Frame 20" Upholstered Seats (2) 22" Top: Center	IM2066 11 FC	61	Gr 2 / COM	2698	2712	2867	2906	2906
				Gr 3	2900	2911	3066	3105	3105
				Gr 4	3097	3111	3266	3307	3307
				Gr 5	3296	3311	3468	3505	3505
				Gr 6	3500	3510	3666	3704	3704
	66" Frame 20" Upholstered Seats (2) 22" Upholstered Backs (2) 22" Top: Center	IM2066 12 FC	79	Gr 2 / COM	4259	4275	4429	4470	4470
				Gr 3	4661	4673	4829	4868	4868
				Gr 4	5058	5070	5228	5265	5265
				Gr 5	5452	5466	5622	5661	5661
				Gr 6	5853	5864	6020	6062	6062



COM Yardage
 Please refer to page 114.

To Order, Specify...

- 1 Model Number
- 2 Frame Color
- 3 Upholstery Selection
- 4 Top Material
 - a. Laminate Manufacturer + Color
 - b. Veneer Species + Finish Color
- 5 Edge Style
- 6 Edge Color or Finish
- 7 Additional Options



Dimensions

Overall Height w/o back: 18" w/ back: 32"	Overall Depth w/o back: 20" w/ back: 23½"	Back Width: 22" Seat Height: 18" Seat Width: 20" Seat Depth: 20" Top Height: 16½" Top Width: 22" Top Depth: 20" Top Thickness: ¼"
Overall Width: w/o arms: 66" w/ 1 arm: 67¼" w/ 2 arms: 68½"	Arm Height: 25½"	

					Chrome, Nickel and Transparent Powder Coat				
					Laminate PVC	Laminate Wood	Laminate 1 ¼" Wood	Veneer Wood	Veneer 1 ¼" Wood
					Flat LP2S	Flat LW2S	Square LW2S	Flat VP2S	Flat VW2S
					Fluted LPF2S	Fluted LWF2S	Fluted LWF2S	Fluted VPF2S	Fluted VWF2S
						Rev Bevel Acrylic LMRA2S	Reverse Bevel LMRA2S		Reverse Bevel LMRA2S
	66" Frame 20" Upholstered Seats (2) 22" Upholstered Backs (2) 22" Top: Center Upholstered Arm: Right	IM2066 13R FC	87	Gr 2 / COM	4949	4962	5118	5155	5155
				Gr 3	5397	5410	5564	5606	5606
				Gr 4	5844	5859	6015	6051	6051
				Gr 5	6291	6303	6460	6498	6498
				Gr 6	6738	6750	6910	6947	6947
	66" Frame 20" Upholstered Seats (2) 22" Upholstered Backs (2) 22" Top: Center Upholstered Arm: Left	IM2066 13L FC	87	Gr 2 / COM	4949	4962	5118	5155	5155
				Gr 3	5397	5410	5564	5606	5606
				Gr 4	5844	5859	6015	6051	6051
				Gr 5	6291	6303	6460	6498	6498
				Gr 6	6738	6750	6910	6947	6947
	66" Frame 20" Upholstered Seats (2) 22" Upholstered Backs (2) 22" Top: Center Upholstered Arms	IM2066 14 FC	95	Gr 2 / COM	5636	5649	5806	5843	5843
				Gr 3	6133	6147	6303	6342	6342
				Gr 4	6634	6645	6802	6842	6842
				Gr 5	7128	7142	7297	7337	7337
				Gr 6	7625	7637	7796	7833	7833
	66" Frame 20" Upholstered Seats (2) 22" Upholstered Backs (2) 22" Top: Center Upholstered Arms	IM2066 15FC	110	Gr 2 / COM	7011	7025	7181	7221	7221
				Gr 3	7611	7623	7779	7818	7818
				Gr 4	8208	8221	8377	8414	8414
				Gr 5	8801	8818	8972	9009	9009
				Gr 6	9401	9414	9568	9608	9608

COM Yardage
Please refer to page 114.

Arm Options

Fully Upholstered Arm (each)	ZFA	\$ -71
------------------------------------	-----	--------

Top Options

Special Laminate	TSP	call
Custom Cutout (per cutout)	TCC	\$ 120

Seat Options

Cleanout Cushion (per seat)	UCC	\$ 23
-----------------------------------	-----	-------

Wire Management Options

1 Oval Brush Grommet	WOG	\$ 97
1 Round Grommet	WRG	\$ 76

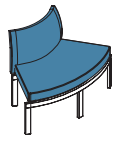
Custom Charges

Powder Coat Alternative (per color)	OPA	call
Custom PVC Color Match	OCPC	call
Stain Finish Match (per finish)	OSM	\$ 996

Power + Data Options

Please reference the Power + Data Price List

Immix
Bench - Curved, Inside Radius Back
Powder Coat






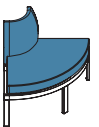
VERSTEEL

Questions?

800 876 2120

Dimensions

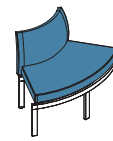
Overall Height: 32"
Seat Height: 18"

Description	Model#	Product Wt	Standard Powder Coat				
			2/COM	3	4	5	6
 30 Degree Upholstered Seat Upholstered Back	IM2030CT 02 IS	38	2262	2489	2715	2945	3169
 45 Degree Upholstered Seat Upholstered Back	IM2045CT 02 IS	41	2376	2644	2917	3187	3457
 60 Degree Upholstered Seat Upholstered Back	IM2060CT 02 IS	41	2507	2808	3123	3428	3741
 90 Degree Upholstered Seat Upholstered Back	IM2090CT 02 IS	42	2636	2994	3348	3706	4064

COM Yardage
Please refer to page 114.




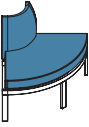
To Order, Specify...

- 1 Model Number
- 2 Frame Color
- 3 Upholstery Selection
- 4 Bench Options



Dimensions

Overall Height: 32"
Seat Height: 18"

Description	Model#	Product Wt	Chrome, Nickel and Transparent Powder Coat				
			2/COM	3	4	5	6
 30 Degree Upholstered Seat Upholstered Back	IM2030CT 02 IS	38	2671	2900	3125	3353	3577
 45 Degree Upholstered Seat Upholstered Back	IM2045CT 02 IS	41	2768	3036	3310	3577	3850
 60 Degree Upholstered Seat Upholstered Back	IM2060CT 02 IS	41	2875	3178	3489	3799	4108
 90 Degree Upholstered Seat Upholstered Back	IM2090CT 02 IS	42	2983	3343	3698	4053	4411

COM Yardage
Please refer to page 114.

Finish Options
Powder Coat - Premium..... \$ 165

Arm Options
Fully Upholstered Arm (each).....ZFA \$ -71

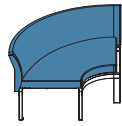
Seat Options
Cleanout Cushion (per seat).....UCC \$ 23

Accessories

Bolster (Grade 2/COM).....	AIB2	\$ 253
Bolster (Grade 3).....	AIB3	\$ 302
Bolster (Grade 4).....	AIB4	\$ 353
Bolster (Grade 5).....	AIB5	\$ 404
Bolster (Grade 6).....	AIB6	\$ 453

Custom Charges
Powder Coat Alternative (per color)..... OPA call

Immix
Bench - Curved, Outside Radius Back
Powder Coat





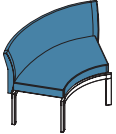
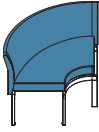
VERSTEEL

Questions?

800 876 2120

Dimensions

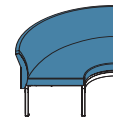
Overall Height: 32"
Seat Height: 18"

Description	Model#	Product Wt	Standard Powder Coat				
			2/COM	3	4	5	6
 30 Degree Upholstered Seat Upholstered Back	IM2030CT 02 OS	39	2343	2606	2869	3134	3396
 45 Degree Upholstered Seat Upholstered Back	IM2045CT 02 OS	44	2494	2801	3110	3416	3722
 60 Degree Upholstered Seat Upholstered Back	IM2060CT 02 OS	46	2663	3011	3369	3724	4080
 90 Degree Upholstered Seat Upholstered Back	IM2090CT 02 OS	50	2785	3189	3591	3994	4399

COM Yardage
Please refer to page 114.

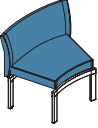
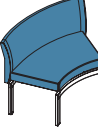
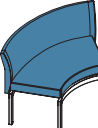
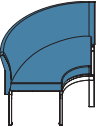
To Order, Specify...

- 1 Model Number
- 2 Frame Color
- 3 Upholstery Selection
- 4 Bench Options



Dimensions

Overall Height: 32"
Seat Height: 18"

Description	Model#	Product Wt	Chrome, Nickel and Transparent Powder Coat				
			2/COM	3	4	5	6
 30 Degree Upholstered Seat Upholstered Back	IM2030CT 02 OS	39	2749	3013	3280	3542	3804
 45 Degree Upholstered Seat Upholstered Back	IM2045CT 02 OS	44	2885	3192	3503	3806	4113
 60 Degree Upholstered Seat Upholstered Back	IM2060CT 02 OS	46	3031	3380	3742	4093	4450
 90 Degree Upholstered Seat Upholstered Back	IM2090CT 02 OS	50	3134	3539	3940	4344	4749

COM Yardage
Please refer to page 114.

Finish Options
Powder Coat - Premium..... \$ 165

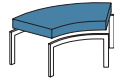
Arm Options
Fully Upholstered Arm (each).....ZFA \$ -71

Seat Options
Cleanout Cushion (per seat).....UCC \$ 23

Accessories

Bolster (Grade 2/COM).....	AIB2	\$ 253
Bolster (Grade 3).....	AIB3	\$ 302
Bolster (Grade 4).....	AIB4	\$ 353
Bolster (Grade 5).....	AIB5	\$ 404
Bolster (Grade 6).....	AIB6	\$ 453

Custom Charges
Powder Coat Alternative (per color)..... OPA call






Questions?

800 876 2120

Dimensions

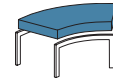
Overall Height: 18"

Description	Model#	Product Wt	Standard Powder Coat				
			2/COM	3	4	5	6
 30 Degree Upholstered Seat	IM2030CT 01	26	1521	1646	1771	1895	2017
 45 Degree Upholstered Seat	IM2045CT 01	29	1617	1768	1917	2066	2213
 60 Degree Upholstered Seat	IM2060CT 01	30	1719	1882	2056	2225	2394
 90 Degree Upholstered Seat	IM2090CT 01	32	1824	2025	2224	2423	2620

COM Yardage
Please refer to page 114.



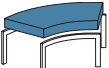
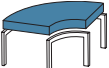
To Order, Specify...

- 1 Model Number
- 2 Frame Color
- 3 Upholstery Selection
- 4 Bench Options



Dimensions

Overall Height: 18"

				Chrome, Nickel and Transparent Powder Coat				
				fabric grade >				
	Description	Model#	Product Wt	2/COM	3	4	5	6
	30 Degree Upholstered Seat	IM2030CT 01	26	1726	1850	1974	2098	2224
	45 Degree Upholstered Seat	IM2045CT 01	29	1812	1963	2112	2260	2410
	60 Degree Upholstered Seat	IM2060CT 01	30	1902	2067	2238	2408	2579
	90 Degree Upholstered Seat	IM2090CT 01	32	1997	2199	2397	2594	2795

COM Yardage
Please refer to page 114.

Finish Options
Powder Coat - Premium..... \$ 165

Arm Options
Fully Upholstered Arm (each).....ZFA \$ -71

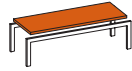
Seat Options
Cleanout Cushion (per seat).....UCC \$ 23

Accessories

Bolster (Grade 2/COM).....	AIB2	\$ 253
Bolster (Grade 3).....	AIB3	\$ 302
Bolster (Grade 4).....	AIB4	\$ 353
Bolster (Grade 5).....	AIB5	\$ 404
Bolster (Grade 6).....	AIB6	\$ 453

Custom Charges

Powder Coat Alternative (per color).....	OPA	call
--	-----	------



Questions?

800 876 2120

Dimensions

Overall Height: 16½"
Overall Depth: 20"
Overall Width: See Description (Frame Size)
Top Height: 16½"
Top Depth: 20"
Top Width: See Description
Top Thickness: 1¼"

		top > edge >				
		Laminate PVC	Laminate Wood	Laminate 1 ¼" Wood	Veneer Wood	Veneer 1 ¼" Wood
		Flat LP2S 	Flat LW2S 	Square LWS2 	Flat VW2S 	Flat VWS2
		Fluted LPF2S 	Fluted LWF2S 	Fluted LWF2 	Fluted VWF2S 	Fluted VWF2
			Rev Bevel Acrylic LMRA2S 	Reverse Bevel LWR2 		Reverse Bevel VWR2
Description	Model#	Product Wt				
 22" Frame Arm Application Top Size: 20" x 18¼"	IMIL 2019REFX	26	765	777	935	974
 33" Frame Arm Application Top Size: 20" x 29¼"	IMIL 2030REFX	38	962	980	1215	1271
 44" Frame Arm Application Top Size: 20" x 40¼"	IMIL 2041REFX	50	1176	1202	1514	1590
 55" Frame Arm Application Top Size: 20" x 51¼"	IMIL 2052REFX	61	1439	1469	1862	1959
 66" Frame Arm Application Top Size: 20" x 62¼"	IMIL 2063REFX	73	1583	1621	2092	2207

To Order, Specify...

- 1 Model Number
- 3 Top Material
 - a. Laminate Manufacturer + Color
 - b. Veneer Species + Finish Color
- 4 Edge Style
- 5 Edge Color or Finish
- 6 Additional Options



Dimensions

Overall Height: 16½"
Overall Depth: 20"
Overall Width: See Description (Frame Size)
Top Height: 16½"
Top Depth: 20"
Top Width: See Description
Top Thickness: 1¼"

top > edge >	Laminate PVC	Laminate Wood	Laminate 1 ¼" Wood	Veneer Wood	Veneer 1 ¼" Wood		
	Flat LP2S 	Flat LW2S 	Square LWS2 	Flat VW2S 	Flat VWS2 		
	Fluted LPF2S 	Fluted LWF2S 	Fluted LWF2 	Fluted VWF2S 	Fluted VWF2 		
		Rev Bevel Acrylic LMRA2S 	Reverse Bevel LWR2 		Reverse Bevel VWR2 		
Description	Model#	Product Wt					
22" Frame Arm Application Top Size: 20" x 18¼"	IMIL 2019REFX	26	841	854	1011	1047	1047
33" Frame Arm Application Top Size: 20" x 29¼"	IMIL 2030REFX	38	1105	1126	1361	1419	1419
44" Frame Arm Application Top Size: 20" x 40¼"	IMIL 2041REFX	50	1403	1427	1742	1818	1818
55" Frame Arm Application Top Size: 20" x 51¼"	IMIL 2052REFX	61	1748	1781	2174	2269	2269
66" Frame Arm Application Top Size: 20" x 62¼"	IMIL 2063REFX	73	2153	2191	2663	2779	2779

Top Options

	Code	Price
Special Laminate.....	TSP	call
Custom Cutout (per cutout)	TCC	\$ 120

Wire Management Options

1 Oval Brush Grommet.....	WOG	\$ 97
2 Oval Brush Grommets.....	WO2	\$ 194
3 Oval Brush Grommets.....	WO3	\$ 291
1 Round Grommet	WRG	\$ 76
2 Round Grommets.....	WR2	\$ 152
3 Round Grommets.....	WR3	\$ 228

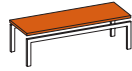
Custom Charges

	Code	Price
Custom PVC Color Match	OCP	call
Stain Finish Match (per finish).....	OSM	\$ 996

Power + Charging Options

Please reference the Power + Data Price List

Immix
Table - Armless Application
Powder Coat



VERSTEEL

Questions?

800 876 2120

Dimensions

Overall Height: 16½"
Overall Depth: 20"
Overall Width: See Description (Frame Size)
Top Height: 16½"
Top Depth: 20"
Top Width: See Description
Top Thickness: 1¼"

		top > edge >					
		Laminate PVC	Laminate Wood	Laminate 1 ¼" Wood	Veneer Wood	Veneer 1 ¼" Wood	
		Flat LP2S 	Flat LW2S 	Square LWS2 	Flat VW2S 	Flat VWS2 	
		Fluted LPF2S 	Fluted LWF2S 	Fluted LWF2 	Fluted VWF2S 	Fluted VWF2 	
			Rev Bevel Acrylic LMRA2S 	Reverse Bevel LWR2 		Reverse Bevel VWR2 	
Description	Model#	Product Wt					
 22" Frame Armless Application Top Size: 20" x 21 ¹⁵ / ₁₆ "	IMIL 2022REFX	28	765	777	935	974	974
 33" Frame Armless Application Top Size: 20" x 32 ¹⁵ / ₁₆ "	IMIL 2033REFX	41	962	980	1215	1271	1271
 44" Frame Armless Application Top Size: 20" x 43 ¹⁵ / ₁₆ "	IMIL 2044REFX	53	1176	1202	1514	1590	1590
 55" Frame Armless Application Top Size: 20" x 54 ¹⁵ / ₁₆ "	IMIL 2055REFX	64	1439	1469	1862	1959	1959
 66" Frame Armless Application Top Size: 20" x 65 ¹⁵ / ₁₆ "	IMIL 2066REFX	75	1583	1621	2092	2207	2207

Tables can be used in a freestanding application.



















To Order, Specify...

- 1 Model Number
- 3 Top Material
 - a. Laminate Manufacturer + Color
 - b. Veneer Species + Finish Color
- 4 Edge Style
- 5 Edge Color or Finish
- 6 Additional Options



Dimensions

Overall Height: 16½"
Overall Depth: 20"
Overall Width: See Description (Frame Size)
Top Height: 16½"
Top Depth: 20"
Top Width: See Description
Top Thickness: 1¼"

				top > edge >	Laminate PVC	Laminate Wood	Laminate 1 ¼" Wood	Veneer Wood	Veneer 1 ¼" Wood
					Flat LP2S 	Flat LW2S 	Square LWS2 	Flat VW2S 	Flat VWS2 
					Fluted LPF2S 	Fluted LWF2S 	Fluted LWF2 	Fluted VWF2S 	Fluted VWF2 
						Rev Bevel Acrylic LMRA2S 	Reverse Bevel LWR2 		Reverse Bevel VWR2 
Description	Model#	Product Wt							
 22" Frame Armless Application Top Size: 20" x 21 ¹⁵ / ₁₆ "	IMIL 2022REFX	28		841	854	1011	1047	1047	
 33" Frame Armless Application Top Size: 20" x 32 ¹⁵ / ₁₆ "	IMIL 2033REFX	41		1105	1126	1361	1419	1419	
 44" Frame Armless Application Top Size: 20" x 43 ¹⁵ / ₁₆ "	IMIL 2044REFX	53		1403	1427	1742	1818	1818	
 55" Frame Armless Application Top Size: 20" x 54 ¹⁵ / ₁₆ "	IMIL 2055REFX	64		1748	1781	2174	2269	2269	
 66" Frame Armless Application Top Size: 20" x 65 ¹⁵ / ₁₆ "	IMIL 2066REFX	75		2153	2191	2663	2779	2779	

Tables can be used in a freestanding application.

Top Options

	Code	Price
Special Laminate.....	TSP	call
Custom Cutout (per cutout)	TCC	\$ 120

Wire Management Options

1 Oval Brush Grommet.....	WOG	\$ 97
2 Oval Brush Grommets.....	WO2	\$ 194
3 Oval Brush Grommets.....	WO3	\$ 291
1 Round Grommet.....	WRG	\$ 76
2 Round Grommets.....	WR2	\$ 152
3 Round Grommets.....	WR3	\$ 228

Custom Charges

	Code	Price
Custom PVC Color Match.....	OCP	call
Stain Finish Match (per finish).....	OSM	\$ 996

Power + Charging Options

Please reference the Power + Data Price List

Immix
Table Connectors - Arm Application
Powder Coat





















VERSTEEL

Questions?

800 876 2120

Dimensions

Overall Height: 16½"
Top Thickness: 1¼"

				top >	Laminate PVC	Laminate Wood	Laminate 1 ¼" Wood	Veneer Wood	Veneer 1 ¼" Wood
				edge >	Flat LP2S 	Flat LW2S 	Square LWS2 	Flat VW2S 	Flat VWS2 
					Fluted LPF2S 	Fluted LWF2S 	Fluted LWF2 	Fluted VWF2S 	Fluted VWF2 
						Rev Bevel Acrylic LMRA2S 	Reverse Bevel LWR2 		Reverse Bevel VWR2 
Description	Model#	Product Wt							
 Corner Arm Application Top Size: 20" x 27½"	IMIL 2028CRFX	46		1132	1149	1363	1417	1417	
 30 Degree Arm Application Top Size: 20" x 55" x 30"	IMIL 2030ACTFX	31		1515	1532	1759	1817	1817	
 45 Degree Arm Application Top Size: 20" x 48" x 38"	IMIL 2045ACTFX	38		1621	1644	1900	1963	1963	
 60 Degree Arm Application Top Size: 20" x 42" x 45"	IMIL 2060ACTFX	40		1770	1791	2091	2165	2165	
 90 Degree Arm Application Top Size: 20" x 30" x 48"	IMIL 2090ACTFX	42		1876	1906	1932	2314	2314	



















To Order, Specify...

- 1 Model Number
- 3 Top Material
 - a. Laminate Manufacturer + Color
 - b. Veneer Species + Finish Color
- 4 Edge Style
- 5 Edge Color or Finish
- 6 Additional Options



Dimensions

Overall Height: 16½"
Top Thickness: 1¼"

top > edge >	Laminate PVC	Laminate Wood	Laminate 1 ¼" Wood	Veneer Wood	Veneer 1 ¼" Wood			
	Flat LP2S 	Flat LW2S 	Square LWS2 	Flat VW2S 	Flat VWS2 			
	Fluted LPF2S 	Fluted LWF2S 	Fluted LWF2 	Fluted VWF2S 	Fluted VWF2 			
		Rev Bevel Acrylic LMRA2S 	Reverse Bevel LWR2 		Reverse Bevel VWR2 			
Description	Model#	Product Wt						
 Corner Arm Application Top Size: 20" x 27½"	IMIL 2028CRFX	46	1278	1296	1507	1564	1564	
 30 Degree Arm Application Top Size: 20" x 55" x 30"	IMIL 2030ACTFX	31	1722	1740	1967	2025	2025	
 45 Degree Arm Application Top Size: 20" x 48" x 38"	IMIL 2045ACTFX	38	1817	1840	2095	2157	2157	
 60 Degree Arm Application Top Size: 20" x 42" x 45"	IMIL 2060ACTFX	40	1954	1975	2273	2350	2350	
 90 Degree Arm Application Top Size: 20" x 30" x 48"	IMIL 2090ACTFX	42	2052	2079	2106	2489	2489	

Top Options

	Code	Price
Special Laminate.....	TSP	call
Custom Cutout (per cutout)	TCC	\$ 120

Custom Charges

	Code	Price
Custom PVC Color Match	OCP	call
Stain Finish Match (per finish).....	OSM	\$ 996

Wire Management Options

1 Oval Brush Grommet.....	WOG	\$ 97
2 Oval Brush Grommets.....	WO2	\$ 194
3 Oval Brush Grommets.....	WO3	\$ 291
1 Round Grommet	WRG	\$ 76
2 Round Grommets.....	WR2	\$ 152
3 Round Grommets.....	WR3	\$ 228

Power + Charging Options

Please reference the Power + Data Price List

Immix

Table Connectors - Armless Application
Powder Coat






















VERSTEEL

Questions?

800 876 2120

Dimensions

Overall Height: 16½"
Top Thickness: 1¼"

		top > edge >				
		Laminate PVC	Laminate Wood	Laminate 1 ¼" Wood	Veneer Wood	Veneer 1 ¼" Wood
		Flat LP2S 	Flat LW2S 	Square LWS2 	Flat VW2S 	Flat VWS2 
		Fluted LPF2S 	Fluted LWF2S 	Fluted LWF2 	Fluted VWF2S 	Fluted VWF2 
			Rev Bevel Acrylic LMRA2S 	Reverse Bevel LWR2 		Reverse Bevel VWR2 
Description	Model#	Product Wt				
 Square Armless Application Top Size: 20" x 20"	IMIL 20SQFX	29	749	762	905	940
 Corner Armless Application Top Size: 20" x 29½"	IMIL 2030CRFX	49	1132	1149	1363	1417
 30 Degree Armless Application Top Size: 20" x 55" x 33"	IMIL 2030CTFX	34	1515	1532	1759	1817
 45 Degree Armless Application Top Size: 20" x 48" x 42"	IMIL 2045CTFX	41	1621	1644	1900	1963
 60 Degree Armless Application Top Size: 20" x 42" x 48"	IMIL 2060CTFX	43	1770	1791	2091	2165
 90 Degree Armless Application Top Size: 20" x 30" x 52"	IMIL 2090CTFX	45	1876	1906	1932	2314




















To Order, Specify...

- 1 Model Number
- 3 Top Material
 - a. Laminate Manufacturer + Color
 - b. Veneer Species + Finish Color
- 4 Edge Style
- 5 Edge Color or Finish
- 6 Additional Options



Dimensions

Overall Height: 16½"
Top Thickness: 1¼"

top > edge >	Laminate PVC	Laminate Wood	Laminate 1 ¼" Wood	Veneer Wood	Veneer 1 ¼" Wood		
	Flat LP2S 	Flat LW2S 	Square LWS2 	Flat VW2S 	Flat VWS2 		
	Fluted LPF2S 	Fluted LWF2S 	Fluted LWF2 	Fluted VWF2S 	Fluted VWF2 		
		Rev Bevel Acrylic LMRA2S 	Reverse Bevel LWR2 		Reverse Bevel VWR2 		
Description	Model#	Product Wt					
 Square Armless Application Top Size: 20" x 20"	IMIL 20SQFX	29	823	836	979	1014	1014
 Corner Armless Application Top Size: 20" x 29½"	IMIL 2030CRFX	49	1278	1296	1507	1564	1564
 30 Degree Armless Application Top Size: 20" x 55" x 33"	IMIL 2030CTFX	34	1722	1740	1967	2025	2025
 45 Degree Armless Application Top Size: 20" x 48" x 42"	IMIL 2045CTFX	41	1817	1840	2095	2157	2157
 60 Degree Armless Application Top Size: 20" x 42" x 48"	IMIL 2060CTFX	43	1954	1975	2273	2350	2350
 90 Degree Armless Application Top Size: 20" x 30" x 52"	IMIL 2090CTFX	45	2052	2079	2106	2489	2489

Top Options

	Code	Price
Special Laminate.....	TSP	call
Custom Cutout (per cutout)	TCC	\$ 120

Wire Management Options

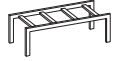
1 Oval Brush Grommet.....	WOG	\$ 97
2 Oval Brush Grommets.....	WO2	\$ 194
3 Oval Brush Grommets.....	WO3	\$ 291
1 Round Grommet	WRG	\$ 76
2 Round Grommets.....	WR2	\$ 152
3 Round Grommets.....	WR3	\$ 228

Custom Charges



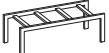
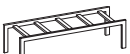
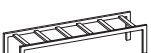
	Code	Price
Custom PVC Color Match	OCP	call
Stain Finish Match (per finish).....	OSM	\$ 996

Power + Charging Options

Please reference the Power + Data Price List


Questions?



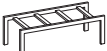
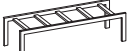
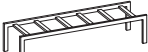
800 876 2120

				frame finish >	
				Standard Powder Coat	Chrome, Nickel and Transparent Powder Coat
	Description	Model#	Product Wt		
	22" Frame Only Seat Frame: 20" x 22"	IMAC 2022 SF	13	583	657
	33" Frame Only Seat Frame: 20" x 33"	IMAC 2033 SF	18	688	834
	44" Frame Only Seat Frame: 20" x 44"	IMAC 2044 SF	22	809	1037
	55" Frame Only Seat Frame: 20" x 55"	IMAC 2055 SF	26	980	1295
	66" Frame Only Seat Frame: 20" x 66"	IMAC 2066 SF	30	1037	1607

To Order, Specify...

- 1 Model Number
- 2 Cabinet Material
- 3 Edge Style, Thickness & Color
- 4 Door Profile (laminated cabinets only)
- 5 Frame & Shelf Color
- 6 Pull Style (models with doors only)
- 7 Additional Options



				frame finish >	
				Standard Powder Coat	Chrome, Nickel and Transparent Powder Coat
	Description	Model#	Product Wt		
	22" Frame Only Table Frame: 20" x 22"	IMAC 2022 TF	13	583	657
	33" Frame Only Table Frame: 20" x 33"	IMAC 2033 TF	18	688	834
	44" Frame Only Table Frame: 20" x 44"	IMAC 2044 TF	22	809	1037
	55" Frame Only Table Frame: 20" x 55"	IMAC 2055 TF	26	980	1295
	66" Frame Only Table Frame: 20" x 66"	IMAC 2066 TF	30	1037	1607

Finish Options

Powder Coat - Premium..... \$ 165

Price






Custom Charges

Powder Coat Alternative (per color) OPA call

Code Price

Questions?






800 876 2120

				fabric grade >				
				2/COM	3	4	5	6
	Description	Model#	Product Wt					
	Seat Only Upholstered Seat: 20"	IMAC 2020US	8	460	561	659	760	861
	Seat Only Upholstered Seat: 31"	IMAC 2031US	13	576	723	873	1023	1174
	Seat Only Upholstered Seat: 42"	IMAC 2042US	18	690	889	1089	1288	1487
	Seat Only Upholstered Seat: 53"	IMAC 2053US	23	797	1045	1296	1542	1791
	Seat Only Upholstered Seat 64"	IMAC 2064US	28	920	1218	1520	1815	2117

COM Yardage
Please refer to page 114.

To Order, Specify...

- 1 Model Number
- 2 Frame Color
- 3 Upholstery Selection
- 4 Bench Options

				fabric grade >				
				2/COM	3	4	5	6
Description	Model#	Product Wt						
	Standard Powder Coat							
	Upholstered Arm	IMAC 2011UA	8	597	648	697	747	798
	Chrome, Nickel + Transparent Powder Coat							
	Upholstered Arm	IMAC 2011UA	8	693	744	794	845	893
	Standard Powder Coat							
	Dual Metal Upholstered Arm	IMAC 2011MA	7	722	770	821	871	920
	Chrome, Nickel + Transparent Powder Coat							
	Dual Metal Upholstered Arm	IMAC 2011MA	7	813	863	915	964	1012
	Fully Upholstered Arm	IMAC 2011FA	5	442	494	538	592	642
	22" Upholstered Back	IMAC 2022UB	9	787	886	985	1084	1183
	33" Upholstered Back	IMAC 2033UB	14	1057	1206	1358	1505	1657




















COM Yardage
Please refer to page 114.

Finish Options	Price	Arm Options	Code	Price	Custom Charges	Code	Price
Powder Coat - Premium.....	\$ 165	Fully Upholstered Arm (each).....	ZFA	\$ -71	Powder Coat Alternative (per color)	OPA	call
		Seat Options					
		Cleanout Cushion (per seat).....	UCC	\$ 23			



Questions?












800 876 2120

				top >	Laminate PVC	Laminate Wood	Laminate 1 1/4" Wood	Veneer Wood	Veneer 1 1/4" Wood
				edge >	Flat LP2S 	Flat LW2S 	Square LWS2 	Flat VW2S 	Flat VWS2 
					Fluted LPF2S 	Fluted LWF2S 	Fluted LWF2 	Fluted VWF2S 	Fluted VWF2 
						Rev Bevel Acrylic LMRA2S 	Reverse Bevel LWR2 		Reverse Bevel VWR2 
	8" Top Arm Application Top Size: 20" x 7 1/4"	IMAC 2008RE	5		136	168	233	330	330
	19" Top Arm Application Top Size: 20" x 18 1/4"	IMAC 2019RE	13		188	201	358	398	398
	30" Top Arm Application Top Size: 20" x 29 1/4"	IMAC 2030RE	20		280	298	533	592	592
	41" Top Arm Application Top Size: 20" x 40 1/4"	IMAC 2041RE	28		370	398	710	789	789
	52" Top Arm Application Top Size: 20" x 51 1/4"	IMAC 2052RE	35		461	496	886	984	984
	63" Top Arm Application Top Size: 20" x 62 1/4"	IMAC 2063RE	43		555	592	1063	1180	1180

To Order, Specify...

- 1 Model Number
- 3 Top Material
 - a. Laminate Manufacturer + Color
 - b. Veneer Species + Finish Color
- 4 Edge Style
- 5 Edge Color or Finish
- 6 Additional Options



	Description	Model#	Product Wt	top > edge >				
				Laminate PVC Flat LP2S 	Laminate Wood Flat LW2S 	Laminate 1 1/4" Wood Square LWS2 	Veneer Wood Flat VW2S 	Veneer 1 1/4" Wood Flat VWS2 
	11" Top Armless Application Top Size: 20" x 10 ¹⁵ / ₁₆ "	IMAC 2011RE	8	136	168	233	330	330
	22" Top Armless Application Top Size: 20" x 21 ¹⁵ / ₁₆ "	IMAC 2022RE	15	188	201	358	398	398
	33" Top Armless Application Top Size: 32 ¹⁵ / ₁₆ "	IMAC 2033RE	23	280	298	533	592	592
	44" Top Armless Application Top Size: 20" x 43 ¹⁵ / ₁₆ "	IMAC 2044RE	29	370	398	710	789	789
	55" Top Armless Application Top Size: 20" x 54 ¹⁵ / ₁₆ "	IMAC 2055RE	38	461	496	886	984	984
	66" Top Armless Application Top Size: 20" x 65 ¹⁵ / ₁₆ "	IMAC 2066RE	45	555	592	1063	1180	1180

Top Options

	Code	Price
Special Laminate.....	TSP	call
Custom Cutout (per cutout)	TCC	\$ 120

Wire Management Options

1 Oval Brush Grommet.....	WOG	\$ 97
2 Oval Brush Grommets.....	WO2	\$ 194
3 Oval Brush Grommets.....	WO3	\$ 291
1 Round Grommet.....	WRG	\$ 76
2 Round Grommets.....	WR2	\$ 152
3 Round Grommets.....	WR3	\$ 228

Custom Charges

	Code	Price
Custom PVC Color Match.....	OCP	call
Stain Finish Match (per finish).....	OSM	\$ 996

Power + Charging Options

Please reference the Power + Data Price List



Questions?

800 876 2120

top >	Laminate PVC	Laminate Wood	Laminate 1 1/4" Wood	Veneer Wood	Veneer 1 1/4" Wood
edge >	Flat LP2S 	Flat LW2S 	Square LWS2 	Flat VW2S 	Flat VWS2
	Fluted LPF2S 	Fluted LWF2S 	Fluted LWF2 	Fluted VWF2S 	Fluted VWF2
		Rev Bevel Acrylic LMRA2S 	Reverse Bevel LWR2 		Reverse Bevel VWR2

	Description	Model#	Product Wt					
	10" Top Arm to Armless Application Top Size: 20" x 9 3/32"	IMAC 2010RE	7	136	168	233	330	330
	21" Top Arm to Armless Application Top Size: 20" x 20 3/32"	IMAC 2021RE	14	188	201	358	398	398
	32" Top Arm to Armless Application Top Size: 20" x 31 3/32"	IMAC 2032RE	22	280	298	533	592	592
	43" Top Arm to Armless Application Top Size: 20" x 42 3/32"	IMAC 2043RE	28	370	398	710	789	789
	54" Top Arm to Armless Application Top Size: 20" x 53 3/32"	IMAC 2054RE	37	461	496	886	984	984
	65" Top Arm to Armless Application Top Size: 20" x 64 3/32"	IMAC 2055RE	44	555	592	1063	1180	1180

To Order, Specify...

- 1 Model Number
- 3 Top Material
 - a. Laminate Manufacturer + Color
 - b. Veneer Species + Finish Color
- 4 Edge Style
- 5 Edge Color or Finish
- 6 Additional Options



Top Options

	Code	Price
Special Laminate.....	TSP	call
Custom Cutout (per cutout)	TCC	\$ 120

Wire Management Options

1 Oval Brush Grommet.....	WOG	\$ 97
2 Oval Brush Grommets.....	WO2	\$ 194
3 Oval Brush Grommets.....	WO3	\$ 291
1 Round Grommet.....	WRG	\$ 76
2 Round Grommets.....	WR2	\$ 152
3 Round Grommets.....	WR3	\$ 228

Custom Charges

	Code	Price
Custom PVC Color Match.....	OCP	call
Stain Finish Match (per finish).....	OSM	\$ 996

Power + Charging Options

Please reference the Power + Data Price List

All prices are delivered list price effective with date printed on cover and supersedes all other published price lists. Versteel reserves the right to change prices or specifications without prior notice. Orders are accepted subject to price prevailing at time of shipment.

versteel.com
Made in America
800 876 2120