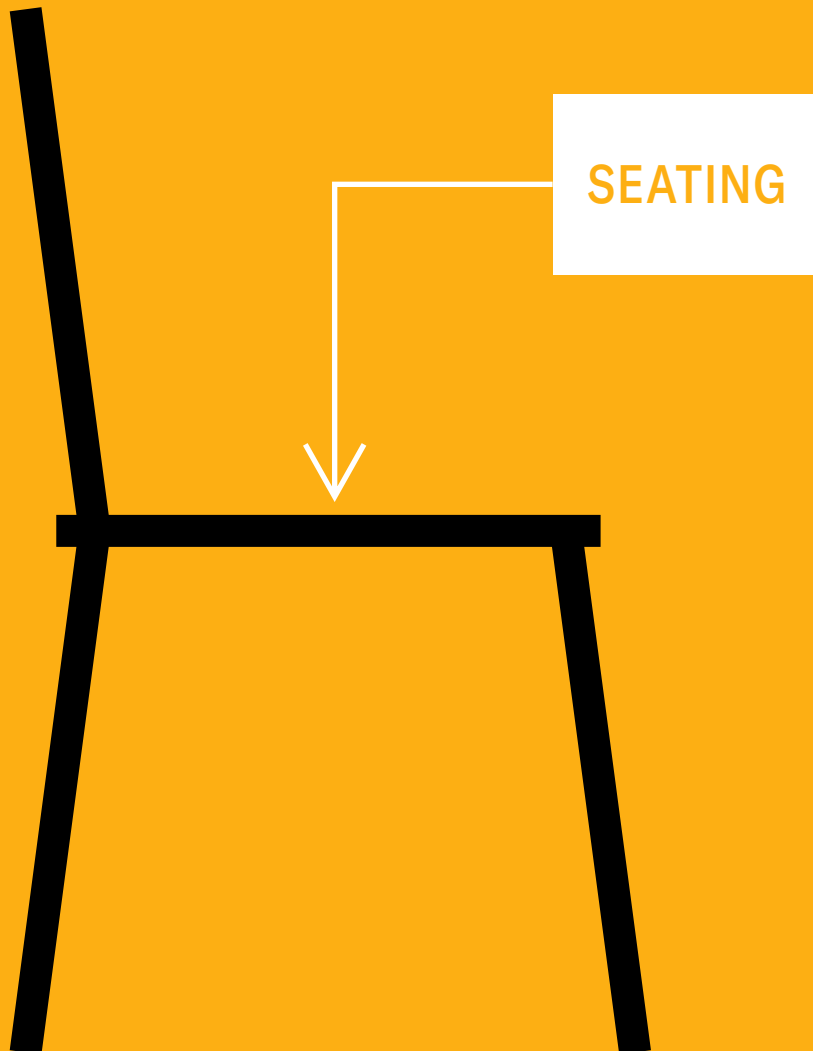


# Price List

JUMP TO PRICING [CLICK HERE](#)



# VERSTEEL

<b>Product Information</b>		<b>Chela® Beam Seating</b>		<b>Elly™</b>		Square Back Stool 24" + 29" Seat Height Armless	196
General Information	2	4-Leg Base	56	Specifications + General Information	102	Square Back Stool 24" Seat Height Arm	197
Warranty	4	Connectors	60	Upholstery + COM Information	103	Square Back Stool 29" Seat Height Arm	198
Care + Maintenance	4	Configurations	61	Planning	106	Square Back Stool 29" Seat Height Arm	199
Quickship Program	5			How to Order	108	Square Back X Chair Arm	201
Upholstery + COM Information	6	<b>Companion™</b>		Materials + Finishes	109		
Intellectual Properties	510	Specifications + General Information	62	Custom Charges + Alternatives	110		
Freight	511	Chair Frame + Construction	64	Options	111		
		Upholstery + COM Information	68	Chair	112		
<b>Catwalk™</b>		How to Order	70	Two Seat	113		
Specifications + General Information	8	Materials + Finishes	71	Three Seat	114		
Upholstery + COM Information	9	Custom Charges + Alternatives	72	Bench	115		
Planning	12	Options	73	Linking Tables	116		
How to Order	16	Accessories	74	Pull Up Table	118		
Materials + Finishes	17	Radius Back Chair Armless	76			<b>OH!™</b>	
Custom Charges + Alternatives	19	Radius Back Youth Chair Armless	77	<b>Immix®</b>		Specifications + General Information	202
Power + Charging Options	20	Radius Back Chair Arm	78	Specifications + General Information	120	Upholstery + COM Information	204
Single	22	Radius Back Chair Flip-Up Tablet Arm	80	Bench Frame + Construction	122	Planning	206
Corner	24	Radius Back Chair Retractable Tablet Arm	81	Upholstery + COM Information	124	How to Order	210
End	26	Radius Back Stool 24" Seat Height Armless	82	Planning	128	Materials + Finishes	211
Split Level	28			How to Order	136	Custom Charges + Alternatives	213
Bridge	30			Materials + Finishes	137	Options	214
Ottoman	32			Custom Charges + Alternatives	139	Power Options	215
Connector Tops	33			Options	140	Freestanding No Back	218
				Power/Data + Wire Management	141	Freestanding With Back	219
<b>Chela®</b>				22" Frame	142	Freestanding Ottomans	220
Specifications + General Information	34			33" Frame	143	Freestanding Tables	222
Chair Frame + Construction	36			44" Frame	146	Configurable No Back	224
Upholstery + COM Information	40			55" Frame	152	Configurable With Back	225
How to Order	42			66" Frame	156	Configurable Tables	226
Materials + Finishes	43			Curved Radius	164	Privacy Screens Tackable	228
Custom Charges + Alternatives	44			Curved	166	Privacy Screens Acoustic	229
Options + Accessories	45			Tables	167		
Guest Chair	46			À la Carte	171		
Armless + Arm							
Guest Chair	47			<b>Kompis™</b>			
Flip-Up Tablet Arm				Specifications + General Information	178		
Sled Base Chair	48			Chair Frame + Construction	180		
Armless + Arm				Upholstery + COM Information	184		
Sled Base Chair	49			How to Order	186		
Flip-Up Tablet Arm				Materials + Finishes	187		
Swivel Caster Base Chair	50			Custom Charges + Alternatives	188		
Armless + Arm				Options	189		
Swivel Glide Base Chair	51			Accessories	190		
Armless + Arm				Square Back Chair Armless	192		
Sled Base Stool	52			Square Back Chair Arm	193		
24" Seat Height Armless + Arm				Square Back Chair Flip-Up Tablet Arm	195		
Sled Base Stool	53						
29" Seat Height Armless + Arm							
Swivel Caster Base Stool	54						
Armless + Arm							
Swivel Glide Base Stool	55						
Armless + Arm							

<b>Quanta®</b>		Sled Chair	284	<b>Sate™</b>		<b>Socius™</b>	
Specifications + General Information	240	Retractable Tablet Arm		Specifications + General Information	376	Specifications + General Information	426
Chair Frame + Construction	242	Ply Shell		Chair Frame + Construction	378	Upholstery + COM Information	427
Upholstery + COM Information	246	4-Leg Chair	285	Upholstery + COM Information	382	How to Order	430
How to Order	248	Retractable Tablet Arm		How to Order	384	Materials + Finishes	431
Materials + Finishes	249	Ply Shell		Materials + Finishes	385	Custom Charges + Alternatives	432
Custom Charges + Alternatives	250	Sled Stool - 24"	286	Custom Charges + Alternatives	386	Guest Chair	434
Options + Accessories	251	Poly Shell		Options + Accessories	387	Mid Back	
4-Leg Base Chair	252	4-Leg Stool - 24"	287	Guest Chair	388	Guest Chair	435
Arm + Armless		Ply Shell		Armless		High Back	
4-Leg Base Chair	253	4-Leg Stool - 24"	288	Guest Chair	389	Easy Access Chair	436
Flip-Up Tablet Arm		Ply Shell		Arm		Bariatric Chair	437
4-Leg Base Chair	254	Sled Stool (Mid Back) - 24"	290	Stool	390	Tandem Chairs	438
Retractable Tablet Arm		Ply Shell		24" Seat Height		Guest -Mid Back	
4-Leg Base Stool	255	4-Leg Stool (Mid Back) - 24"	291	Armless + Arm		Tandem Chairs	439
24" Seat Height		Ply Shell		Stool	392	Guest-High Back	
Armless + Arm		Sled Stool - 29"	292	29" Seat Height		Tandem Chairs	440
4-Leg Base Stool	256	Poly Shell		Armless + Arm		2 Seats	
29" Seat Height		4-Leg Stool - 29"	293	Guest Chair	394	26" Bariatric -Mid Back	
Armless + Arm		Ply Shell		Retractable Tablet Arm		Tandem Chairs	441
Swivel Base Chair	257	Sled Stool - 29"	294	Swivel Base Chair	395	3 Seats	
Armless + Arm		Ply Shell		Armless		26" Bariatric -Mid Back	
Apex Base Chair	258	4-Leg Stool - 29"	295	Swivel Base Chair	396	Tandem Chairs	442
Armless		Ply Shell		Arm		2 Seats	
Apex Base Chair	259	Sled Stool (Mid Back) - 29"	296	Swivel Base Stool	397	30" Bariatric -Mid Back	
Lounge		Ply Shell		Armless + Arm		Tandem Chairs	443
Swivel Disc Base Chair	260	4-Leg Stool (Mid Back) - 29"	297	Swivel Base Stool	398	3 Seats	
Gullwing Arm + Adjustable Height		Ply Shell		Arm		30" Bariatric -Mid Back	
Swivel Disc Base Chair	261	Swivel Base Chair	298			Tandem Chairs	444
Gullwing Arm + Fixed Height		Poly Shell		<b>SIMON®</b>		2 Seats	
<b>Quanta® Max</b>		Swivel Base Stool	299	Specifications + General Information	400	42" Bariatric -Mid Back	
Specifications + General Information	262	Ply Shell		Chair Frame + Construction	402	Tandem Chairs	445
Chair Frame + Construction	264	Swivel Base Stool (Mid Back)	301	Upholstery + COM Information	404	3 Seats	
Beam Frame + Construction	267	Ply Shell		How to Order	406	42" Bariatric -Mid Back	
Upholstery + COM Information	270	Poly Beam	304	Materials + Finishes	407	<b>The Maker Project™</b>	
How to Order	272	One Seat/One Top		Custom Charges + Alternatives	408	Specifications + General Information	446
Materials + Finishes	273	Poly Beam	309	Options + Accessories	409	Upholstery + COM Information	448
Custom Charges + Alternatives	274	One Seat / Two Tops		Guest Chair	410	How to Order	450
Options + Accessories	275	Poly Beam	311	Armless		Materials + Finishes	451
4-Leg Wood Base	276	Two Seats		Glides + Casters		Custom Charges + Alternatives	452
Ply Shell		Poly Beam	318	Guest Chair	412	Utility Stool	454
4-Leg Wood Base	277	Two Seats / One Top		Arm		Chair + Stool	455
Ply Shell		Poly Beam	333	Glides + Casters		Bench + Cushion	456
Sled Chair	278	Three Seats		Guest Chair	414	Maker A Bench	457
Poly Shell		Ply Beam	340	Retractable Tablet Arm Right		<b>Thea®</b>	
4-Leg Chair	279	One Seat / One Top		Glides + Casters		Specifications + General Information	458
Poly Shell		Ply Beam	345	Guest Chair	416	Upholstery + COM Information	460
Sled Chair	280	Two Seats		Retractable Tablet Arm Left		How to Order	462
Ply Shell		Ply Beam	347	Glides + Casters		Materials + Finishes	463
4-Leg Chair	281	Two Seats		Guest Chair	418	Custom Charges + Alternatives	464
Ply Shell		Ply Beam	354	Upsize Tablet Arm Right		4-Leg Chair	466
Sled Chair	282	Two Seats / One Top		Glides + Casters		Armless	
Retractable Tablet Arm		Ply Beam	369	Guest Chair	420		
Ply Shell		Three Seats		Upsize Tablet Arm Left			
4-Leg Chair	283			Glides + Casters			
Retractable Tablet Arm				Stool	422		
Ply Shell				24" Seat Height			
				Armless + Arm			
				Stool	424		
				29" Seat Height			
				Armless + Arm			

<b>Troupe®</b>		Sled Stool	508
Specifications + General Information	468	24" Seat Height Veneer Armless + Arm	
Upholstery + COM Information	469	4-leg Stool	509
How to Order	472	24" Seat Height Veneer Armless + Arm	
Materials + Finishes	473		
Custom Charges + Alternatives	474	Sled Stool	510
Stool	476	24" Seat Height Upholstered Armless + Arm	
Bench	477	4-leg Stool	511
		24" Seat Height Upholstered Armless + Arm	
<b>Zayn®</b>			
Specifications + General Information	478	Sled Stool	512
Upholstery + COM Information	480	29" Seat Height Laminate Armless + Arm	
How to Order	482		
Materials + Finishes	483	4-leg Stool	513
Custom Charges + Alternatives	484	29" Seat Height Laminate Armless + Arm	
Options	485	Sled Stool	514
Guest Chair with Glides	486	29" Seat Height Veneer Armless + Arm	
Guest Chair with Casters	487		
Lounge Chair with Glides	488	4-leg Stool	515
Stool with Glides	489	29" Seat Height Veneer Armless + Arm	
<b>Zuri®</b>		Sled Stool	516
Specifications + General Information	490	29" Seat Height Upholstered Armless + Arm	
Chair Frame + Construction	492		
Upholstery + COM Information	494	4-leg Stool	517
How to Order	496	29" Seat Height Upholstered Armless + Arm	
Materials + Finishes	497		
Custom Charges + Alternatives	498		
Options + Accessories	499		
Sled Chair	500		
Laminate Armless + Arm			
4-leg Chair	501		
Laminate Armless + Arm			
Sled Chair	502		
Veneer Armless + Arm			
4-leg Chair	503		
Veneer Armless + Arm			
Sled Chair	504		
Upholstered Armless + Arm			
4-leg Chair	505		
Upholstered Armless + Arm			
Sled Stool	506		
24" Seat Height Laminate Armless + Arm			
4-leg Stool	507		
24" Seat Height Laminate Armless + Arm			



**Prices**

All prices are list price, effective with date printed on cover, and supersedes all other published price lists. Orders within the 48 contiguous United States will be assessed a freight charge based on a percentage of the total list price, or a flat rate of \$300, whichever is greater. A minimum charge of \$400 will apply to all shipments to Canada. Fees will be calculated using the zone map located on page 511. Normal delivery is on a dock-to-dock basis. Additional charges may apply on special requests noted on the customer's purchase order such as inside delivery, "call before," etc. Versteel reserves the right to change prices, shipping fees, or specifications without prior notice. Orders are accepted subject to price prevailing at time of shipment.

**Acknowledgement**

Orders are accepted, manufactured, and invoiced in accordance with the acknowledgement. Notify Versteel immediately of any discrepancies. Acknowledged orders may not be cancelled or modified without written consent from Versteel.

**Orders**

All orders must be received in writing, accompanied by final material and finish specifications for order entry.

**Contact Versteel**

Email	contact@versteel.com
Telephone	800 876 2120 812 634 2120
Fax	812 482 9318

**Mailing Address**

Versteel  
2332 Cathy Lane  
Jasper, IN 47546

Faxed orders are accepted. Duplicate orders that are received by mail (after having been faxed) and not marked "Confirmation" are the responsibility of the customer.

Telephone orders must be confirmed in writing within 24 hours, marked "Confirmation." Duplicate orders not marked "Confirmation" are the responsibility of the customer.

**Credit**

You are requested to enclose one bank reference and three trade references with your initial order.

**Credit Cards**

Versteel accepts Mastercard, Visa & AMEX credit card payment for invoiced sales. Credit card information must be presented along with the Sales Order (with a signed Credit Card Authorization Form attached). There is no cash discount extended to credit card orders. Credit cards will be charged at time of shipment. A processing fee will be applied for all credit card purchases. Processing fee will not be applied to GSA or contract orders. Versteel will not accept credit cards for payment of account balances. Credit card payment will not be accepted on orders over \$30,000.00.

**Changes or Cancellation**

Any change or cancellation to an order must be submitted in writing and confirmed by Versteel Customer Service before the change or cancellation is effective. Due to short lead times, any change or cancellation may result in charges if materials have entered the production process.

### Shipping Schedule

All Seating 4-5 WEEKS

**NOTE** CHAIR ORDERS WITH COM UPHOLSTERY WILL BE SCHEDULED UPON RECEIPT OF COM UPHOLSTERY YARDAGE

### Shipping

Normal delivery is on a dock-to-dock basis, F.O.B. Versteel's factory in Jasper, Indiana. Special requests such as inside delivery, "call before," etc. should be noted on the customer's purchase order and are subject to additional charges. See freight program on page 511 for shipping charges.

Chela, Companion, Kompis, Ollie, Quanta, Sate, SIMON, Socius and Zuri chairs/stools ship fully assembled. Companion Tablet Arm chairs require mounting of the tablet surface to the frame. Chela and Quanta Beam requires assembly.

Orders shipping outside of the contiguous 48 United States will have shipping quoted as a separate item.

### FOB Origin, Freight Prepaid

Versteel  
2332 Cathy Lane  
Jasper, IN 47546

### Shipping Damage Claims or Shortages

Legal title of merchandise passes to the buyer upon acceptance of the carrier. All cartons must be carefully inspected upon delivery. Visibly damaged product should not be accepted from the carrier until the damage is noted on delivery receipt. Versteel will not accept responsibility if the delivery receipt is signed as "clear". Retain any damaged goods and take photos for claim filing purposes. Details of visible damage should be noted on the delivery receipt. Shortages must be noted on the bill of lading prior to accepting the shipment.

### Concealed Damage

If concealed damage is discovered, the receiver must notify the freight carrier within 5 business days from receipt of the product(s). For claim consideration the receiver must request an inspection of the damaged goods by the carrier. All damaged product and packaging should be retained and photos taken for claim filing use. Inspections must occur at the original delivery point to be considered for claim submittal. Reports of concealed damage after five business days will not be considered.

### Partial Shipments

Versteel makes every attempt to ship orders complete and on schedule. However, we reserve the right to make partial shipments as product is ready, in an effort to get your order to you as quickly as possible. Invoices covering these shipments are to be paid as they become due.

### Returns

No return merchandise will be accepted without Versteel's written consent and shipping instructions. Unauthorized returns will not be accepted.

### Terms

Terms are 1%, 10 days, net 30 days from date of invoice.

### Force Majeure

Versteel shall be excused from the duty to render timely performance of any obligation hereunder if such inability to perform is caused directly or indirectly by act of God, flood, war, riot, fire, accident, explosion, strikes or labor trouble, act of government, delay or default by a subcontractor or supplier of materials or services, transportation difficulty or delay, the existence of any circumstances making performance commercially impracticable or any other cause beyond Versteel's reasonable control. Buyer's obligation to make any payment due and owing to Versteel shall not be excused for any reason whatsoever.

### Oversized Shipping Fee

Orders received for items or tops greater than 94" in length will receive a \$250 net oversized shipping fee per order. Fee not applied to orders with multi-piece tops where each section is less than 94" in length.

**Warranty**

All table and seating products manufactured by Versteel are guaranteed by a Lifetime Warranty against defects in materials and workmanship from the date of purchase. Products manufactured/adapted for use in a Pavilion or Pop-Up setting are covered under a three (3) year warranty against defects in materials and workmanship from date of purchase.

Electrical items manufactured by Versteel are guaranteed against defect for a period of five (5) years from date of purchase.

Electrical items not manufactured by Versteel are covered by the manufacturers under their specified warranty.

Consumables such as gas cylinders, casters and glides are covered for a period of one (1) year. Adjustable height bases with crank and counterbalanced components are covered under a two (2) year warranty. Versteel will not cover labor costs associated with replacing the casters or glides.

Wood veneer is warranted for a period of ten (10) years. Natural variations in grain, color or texture of wood should not be construed as defects under this warranty.

Versteel will replace or repair (at our discretion) without cost to our customers any item manufactured by Versteel found to be defective as a result of defective material or workmanship and is still owned by the original purchaser. We will not, however, repair any item which is not properly installed, maintained, is abused or subject to any use other than that which was originally intended. Warranty does not cover normal wear and tear of the product, which is expected over the course of ownership. In no event shall liability under this warranty exceed the original purchase price.

Pavilion and Pop-Up products must be covered and out of direct sunlight. Use location must be a minimum of 100 miles from saltwater.

Warranty on plastic laminates, solid surface materials and upholstery is not covered by Versteel but is covered by each manufacturer under their specified warranty only. All foams, fabrics and vinyls are prone to stretch and loosen over time through normal use. This natural effect, called puddling, is covered for a period of one (1) year from the date of purchase.

There are no other warranties expressed or implied.

**Care of Wood Chair Parts**

Clean all surfaces frequently with water-dampened soft cloth, moving the cloth with the grain direction. Quickly buff dry. Immediately remove any liquids that come in contact with wood surfaces using a blotting action to absorb liquid. Lift objects to move them. Never pull them across the finished surface.

Avoid exposing furniture to extreme heat and cold or to wide humidity variances. Avoid exposing furniture to strong sunlight. Do not use soaps, commercial cleaners or harsh solvents (nail polish remover, acetates, etc.) as they will cause finish deterioration.

**Care of Laminate Surfaces and PVC Edges**

Clean with a mild soap solution and rinse with clean, clear water. Wipe the entire surface, moving with the pattern and follow with a clean, dry soft cloth.

**Care of Powder Coat and Nickel Frames**

Clean with a mild soap solution and rinse with clean, clear water. Wipe the entire surface and follow with a clean, dry cloth to buff dry.

**Care of Chrome Frames**

Clean with a wet cloth or window cleaner. For scuff marks or heavy soiling, a non-abrasive automotive chrome polish can be applied as directed.

**Maintenance of Mechanical Parts**

Clean any lint or debris from the moving parts of the mechanisms. Do not apply lubricant. Mechanisms have been designed and tested to not require lubrication under normal conditions.

**Care of Upholstery Surfaces**

For Versteel standard fabrics and vinyls, consult the back of the appropriate swatch card for cleaning codes and any specific instructions. For COM materials, consult with the individual textile manufacturer for cleaning codes and any specific instructions pertaining to your particular fabric.

**Care of Poly Parts**

Clean with a mild soap solution and rinse with clean water. Avoid exposure to harsh or acidic solvents (nail polish remover, orange cleaner, bleach, etc.) as it will cause finish deterioration.

**BIFMA**

All Versteel products are constructed to pass the relevant ANSI/BIFMA standards. For more detailed specifications by series and base style, contact Versteel Customer Service at 800.876.2120.

**Quickship Program**

**QS** Available on select products in the Chela, Companion, Kompis, SIMON, OHI, Quanta Max, The Maker Project and Troupe seating lines along with select products in Deci, Paces, Performance, Vela and Wavelink table lines.

The Versteel Quickship Program consists of up to 50 tables, 25 tables with modesty panels or 100 chairs in 10 working days from time of order (received by 12pm EST).

Orders must be accompanied by final material and finish specifications for order entry. They must be clearly marked "Quickship" and consist of products from the program. Quickship orders cannot be changed or cancelled, and credit approval must be acquired within 24 hours.

For additional information see [Versteel.com](http://Versteel.com)

**Standard Versteel Upholstery**

Standard Versteel Upholstery offers a range of materials, from fabrics in a variety of colors and textures to vinyls for soil resistance. Please refer to Versteel's fabric cards, or the "Materials and Finishes" section of our website for reference information.

**Grade-In Upholstery**

Versteel has coordinated with upholstery manufacturers to simplify your order process. Many of the manufacturers' offerings have been pre-approved for application on Versteel Seating.

Contact Versteel Customer Service with your selected fabric choice to be graded in. They will supply you with the appropriate grade-in designator. On your purchase order, complete the information with the pattern name, color description and grade-in designator, and Versteel will take it from there.

**Customer's Own Material**

Customer's Own Materials (COM's) are not an issue on Versteel Seating. Many COM's are pre-approved for application on Versteel Seating. Call Versteel Customer Service with your COM selection to determine if it has been pre-approved. If your selection has not been pre-approved, reference the "Receiving COM Approval" section below. We will not produce products with textiles containing fire retardant materials.

**Receiving COM Approval**

Not all materials are suitable for upholstery on all chairs. A 12" X 12" memo sample must be supplied for approval before a COM material is accepted for an order. If the material is directional in pattern or weave, the pattern repeat (in inches) in both directions or the weave direction must be supplied.

**Excess COM**

Versteel will not store excess COM for more than 30 days after the order has been completed. If excess material is to be returned after order completion, send the request to Versteel Customer Service prior to acknowledge ship date. It is the customer's responsibility to arrange for the return of the material "freight collect."

**COM Requiring Application Test**

If an application test is required for your selected COM, send test sample material along with the following:

- Name and return address
- Chair model selected
- Sketch showing special requirements for the positioning of the material's pattern on the chair seat and chair back, if special considerations are required.

**NOTE** ALL UPHOLSTERIES ARE CUT UP THE ROLL TO MAXIMIZE YIELD AND WEAR PERFORMANCE

**Ship COM to:**

Versteel  
2332 Cathy Lane  
Jasper, IN 47546

COM must be shipped to the factory with transportation costs "prepaid." If material is considered defective or unusable, it will be returned "transportation collect."

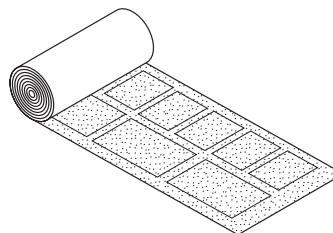
For standard lead time orders, tag fabric with purchase order number and identify with project number if possible.

**Application of Directional Fabrics**

Due to the upholstering process, some fabrics not considered directional by the supplier may be considered directional by Versteel.

With the exception of OH! and Zayn all COM's are cut "up the roll" unless otherwise directed by the customer (see illustration below).

**EXAMPLE** PATTERN CUT UP THE ROLL



If special cutting or upholstery application is required, you must indicate requirement at time of order entry.

**Patterned COM Additional Yardage Guide**

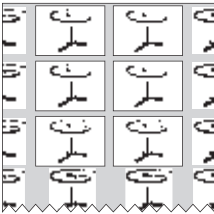
Use the guide below to aid in ordering the appropriate COM fabric when needing to match a pattern with a repeat. To use this guide, add the vertical and horizontal repeats together (e.g. a 5" vertical repeat plus an 11" horizontal repeat gives a 16" total). Then find the appropriate entry on the chart, and increase the yardage estimate by the percentage indicated.

For example: The yardage estimate is 8 yards of 54" wide fabric and the pattern has a repeat of 11" horizontal and 5" vertical. Add up the repeats (11" + 5" = 16") and find the appropriate entry - 15% in this example. Fifteen percent more fabric is required to match the pattern. 8 yards plus an extra 15% is 9.2 yards.

Fabric Width	Plain Fabric	3" - 14" Repeat	15" - 19" Repeat	20" - 27" Repeat	28" - 36" Repeat	37" - 45" Repeat	46" - 54" Repeat
54"	0%	10%	15%	20%	25%	30%	35%
50" - 52"	10%	20%	25%	30%	35%	40%	45%

**Decorative Patterns**

Yardage requirements are greatly affected by the size of the repeat and the print or pattern of the material. Versteel cuts all seating patterns with aesthetic concerns in mind for high quality and consistency. Refer to the COM listing for the yardage required for pattern repeat.





Catwalk is a modular soft-seating series featuring low, mid and high ledge heights that allow you to create endless configurations. Ledges may be specified in laminate, veneer or upholstery.

**Features**

The seat height for all catwalk units is 17 1/2" tall. The unit to unit connection points for all seating models, along with same cushion dimensions, allow for easy configuration changes in the field.

**Legs**

Legs are 1 1/4" diameter steel tube with adjustable nylon glides.

**Cat's Paw™**

Every Catwalk unit is shipped with Cat's Paw linking brackets to ensure units remain connected in desired configuration. This unique design requires no tools to link units, and allows the brackets to remain on the unit when not in use.

**Connector Tops**

Two connector tops: rectangle and wedge may be specified to be linked to any catwalk upholstered unit. Available in laminate or veneer, these tops must be used between two units. They cannot be used at the beginning or an end of a run.

**Power**

If you desire USB charging the Salt unit is a perfect solution offering three different charging options. The Pepper unit is available when a power outlet is required. Additional information can be found on page 14.

**Shipping Schedule**

**Standard Items**

Fully Upholstered	4-5 WEEKS
Laminate, PVC Edge	4-5 WEEKS
Laminate, Wood Edge	4-5 WEEKS
Veneer, Wood Edge	6-8 WEEKS

Contact Versteel for special lead time requests.

**BIFMA**

All Versteel products are constructed to pass the relevant ANSI/BIFMA standards. For more detailed specifications by series and base style, contact Versteel Customer Service at 800.876.2120.

Additional information regarding warranty, terms and conditions, shipping, care and maintenance, etc. can be found in the All Seating price list.

**Standard Versteel Upholstery**

Standard Versteel Upholstery offers a range of materials, from fabrics in a variety of colors and textures to vinyls for soil resistance. Please refer to Versteel's fabric cards or the "Materials + Finishes" section of our website for information.

**Grade-In Upholstery**

Versteel has coordinated with upholstery manufacturers to simplify your order process. Many of the manufacturers' offerings have been pre-approved for application on Versteel Seating.

Contact Versteel Customer Service with your selected fabric choice to be graded in. You will be supplied with the appropriate grade-in designator. On your purchase order, complete the information with the pattern name, color description and grade-in designator, and Versteel will take it from there.

**Customer's Own Material**

Customer's Own Materials (COM's) are not an issue on Catwalk. Many COM's are pre-approved for application on Versteel Seating. Call Versteel Customer Service with your COM selection to determine if it has been pre-approved. If your selection has not been pre-approved, reference the "Receiving COM Approval" section below.

**Receiving COM Approval**

Not all materials are suitable for upholstery on Catwalk. A 12" x 12" memo sample must be supplied for approval before a COM material is accepted for an order. If the material is directional in pattern or weave, the pattern repeat (in inches) in both directions or the weave direction must be supplied.

**Excess COM**

Versteel will not store excess COM for more than 30 days after the order has been completed. If excess material is to be returned after order completion, send the request to Versteel Customer Service prior to acknowledged ship date. It is the customer's responsibility to arrange for the return of the material "freight collect."

**COM Requiring Application Test**

If an application test is required for your selected COM, send test sample material along with the following.

1. Name and return address
2. Model selected
3. Sketch showing special requirements for the positioning of the materials' pattern on the seat and ledge, if special considerations are required.

**NOTE** ALL UPHOLSTERIES ARE CUT UP THE ROLL TO MAXIMIZE YIELD AND WEAR PERFORMANCE

**Ship COM to:**

Versteel  
2332 Cathy Lane  
Jasper, IN 47546

COM must be shipped to the factory with transportation costs "prepaid." If material is considered defective or unusable, it will be returned "transportation collect."

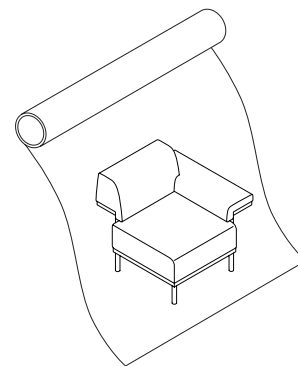
For standard lead time orders, tag fabric with purchase order number and identify with project number if possible.

**Application of Directional Fabrics**

Due to the upholstering process, some fabrics not considered directional by the supplier may be considered directional by Versteel.

All COM's are cut "up the roll" unless otherwise directed by the customer (see illustration below).

**EXAMPLE** PATTERN CUT "UP THE ROLL"



If special cutting or upholstery application is required, you must indicate requirement at time of order entry.

**Catwalk COM Yardage Requirements**

COM yardage requirements are calculated based on a material width of 54" and a repeat of 2" or less. For material less than 54" wide, contact Versteel for yardage requirements. Use the chart below as a guide to calculate your COM yardage. The "Same" column is for those units that are specified with the same fabric on the seat and the ledge. For quantities greater than 6, contact Versteel Customer Service for calculation of COM yardage by model.

Quantity of Units	1			2			3			4			5			6		
	Seat	Ledge	Same	Seat	Ledge	Same	Seat	Ledge	Same	Seat	Ledge	Same	Seat	Ledge	Same	Seat	Ledge	Same
<b>Single</b>																		
w/Ledge	2.0			3.0			4.0			5.0			6.0			6.5		
w/Low Bumper Ledge	2.0	1.0	2.0	3.0	1.5	3.5	4.0	1.5	5.0	5.0	1.5	6.0	6.0	2.0	7.0	6.5	2.5	8.0
w/Low Padded Ledge	2.0	1.0	3.0	3.0	2.0	5.0	4.0	2.0	6.0	5.0	2.5	7.5	6.0	3.0	9.0	6.5	3.5	10.0
w/Mid Padded Ledge	2.0	1.5	3.5	3.0	2.0	5.0	4.0	2.5	6.5	5.0	3.5	8.5	6.0	3.5	9.5	6.5	4.5	11.0
w/High Padded Ledge	2.0	1.5	3.5	3.0	2.5	5.5	4.0	3.0	7.0	5.0	4.0	9.0	6.0	4.5	10.5	6.5	5.5	12.0
<b>Corner</b>																		
w/Ledge	2.0			3.0			4.0			5.0			6.0			6.5		
w/Low Bumper Ledge	2.0	1.5	3.5	3.0	1.5	4.5	4.0	2.5	6.5	5.0	3.0	8.0	6.0	3.5	9.5	6.5	4.0	10.5
w/Low Padded Ledge	2.0	2.0	4.0	3.0	3.5	6.5	4.0	5.0	9.0	5.0	6.0	11.0	6.0	7.5	13.5	6.5	9.0	15.5
w/Mid Padded Ledge	2.0	3.0	5.0	3.0	4.5	7.5	4.0	6.0	10.0	5.0	8.0	13.0	6.0	9.5	15.5	6.5	11.0	17.5
w/High Padded Ledge	2.0	3.5	5.5	3.0	5.5	8.5	4.0	7.5	11.5	5.0	9.5	14.5	6.0	11.5	17.5	6.5	13.5	20.0
<b>End</b>																		
w/Low Pad Ledge + Mid Padded Ledge	2.0	2.5	4.5	3.0	3.5	6.5	4.0	5.0	9.0	5.0	5.5	10.5	6.0	7.0	13.0	6.5	8.0	14.5
w/Low Pad Ledge + High Padded Ledge	2.0	2.5	4.5	3.0	4.0	7.0	4.0	5.5	9.5	5.0	6.5	11.5	6.0	8.0	14.0	6.5	9.5	16.0
<b>Split Level</b>																		
w/Top	2.0			3.0			4.0			5.0			6.0			6.5		
w/Low Padded Top	2.0	2.0	4.0	3.0	3.5	6.5	4.0	4.0	8.0	5.0	5.5	10.5	6.0	5.5	11.5	6.5	7.5	14.0
w/Mid Padded Top	2.0	2.0	4.0	3.0	4.0	7.0	4.0	5.0	9.0	5.0	6.5	11.5	6.0	7.5	13.5	6.5	9.5	16.0
<b>Bridge Models</b>																		
w/Top	3.0			5.0			6.5			8.5			11.5			13.5		
w/Low Padded Top	3.0	2.0	5.0	5.0	3.5	8.5	6.5	4.0	10.5	8.5	5.5	14.0	11.5	5.5	17	13.5	7.5	21.0
w/Mid Padded Top	3.0	2.0	5.0	5.0	4.0	9.0	6.5	5.0	14.5	8.5	6.5	15.0	11.5	7.5	19	13.5	9.5	23.0
<b>Ottoman</b>																		
Seat Only	2.0			3.0			4.0			5.0			6.0			6.5		

**Patterned COM Additional Yardage Guide**

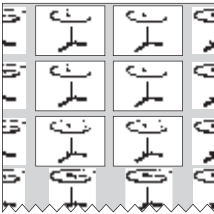
Use the guide below to aid in ordering the appropriate COM fabric when needing to match a pattern with a repeat. To use this guide, add the vertical and horizontal repeats together (e.g. a 5" vertical repeat plus an 11" horizontal repeat gives a 16" total). Then find the appropriate entry on the chart, and increase the yardage estimate by the percentage indicated.

For example: The yardage estimate is 8 yards of 54" wide fabric and the pattern has a repeat of 11" horizontal and 5" vertical. Add up the repeats (11" + 5" = 16") and find the appropriate entry - 15% in this example. Fifteen percent more fabric is required to match the pattern. 8 yards plus an extra 15% is 9.2 yards.

Fabric Width	Plain Fabric	3" - 14" Repeat	15" - 19" Repeat	20" - 27" Repeat	28" - 36" Repeat	37" - 45" Repeat	46" - 54" Repeat
54"	0%	10%	15%	20%	25%	30%	35%
50" - 52"	10%	20%	25%	30%	35%	40%	45%

**Decorative Patterns**

Yardage requirements are greatly affected by the size of the repeat and the print or pattern of the material. Versteel cuts all seating patterns with aesthetic concerns in mind for high quality and consistency. Refer to the COM listing for the yardage required for pattern repeat.



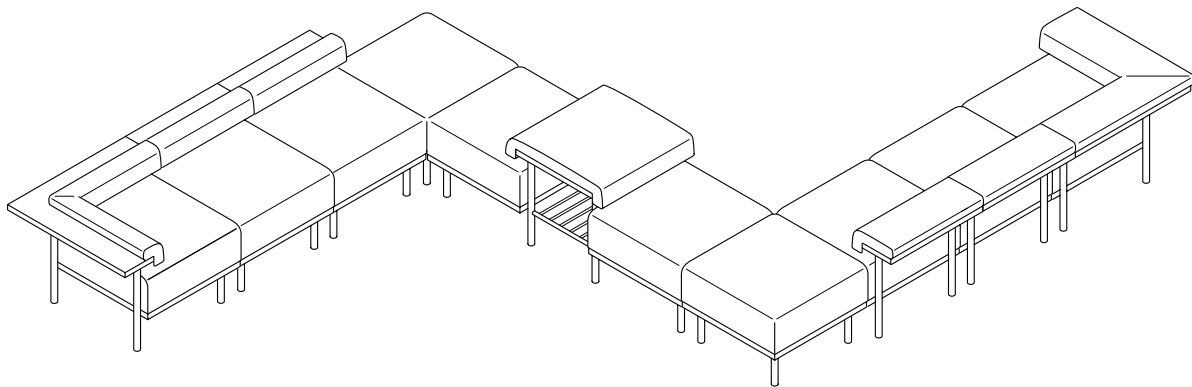
**Linking Configurations**

All Catwalk models can be combined to create configurations for relaxation, studying, collaboration, etc. Mix and match different ledge heights and styles along with the ottoman or one of the connector tops. When using a connector top keep in mind it must be used between non-ledge sides of two units.

**Configuration Examples**

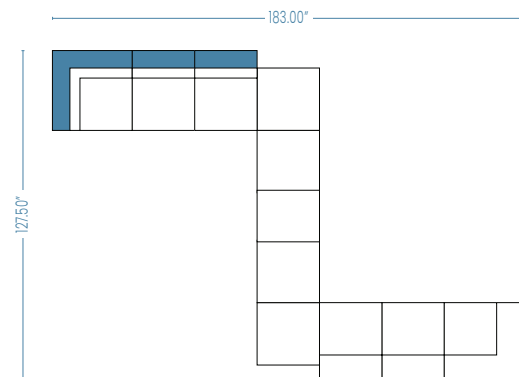
Versteel will help you with your configuration if you have concerns. Simply call Customer Service and provide the dimensions of your space and the type of configuration you desire. Like any other space planning, it is helpful to know where the power sources are, as well as windows, doors and other obstructions and proposed traffic patterns.

Shown below and on the following pages are some idea starters. Units are priced with a powder coat frame, grade 2/COM fabric, laminate ledge and PVC edge.

**Zig Zag Configuration**

- (1) CW3030 L02LP
- (2) CW2430 L02LP
- (2) CW2424
- (1) CW2466 L03P
- (2) CW2431 L03P
- (1) CW3131 L03P

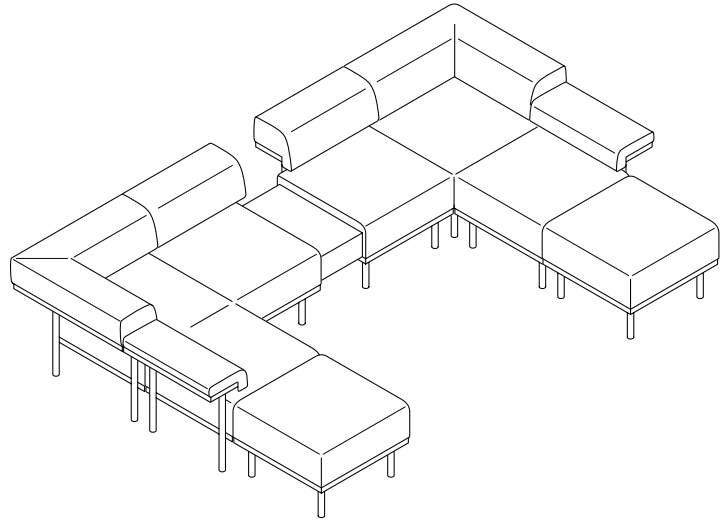
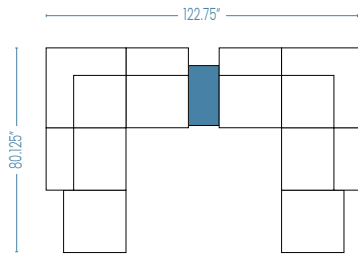
Total List: \$23,042



**U Configuration**

- (2) CW2424
- (2) CW2431 L03P
- (2) CW3131 M03P
- (2) CW2431 M03P
- (1) CW1223RE

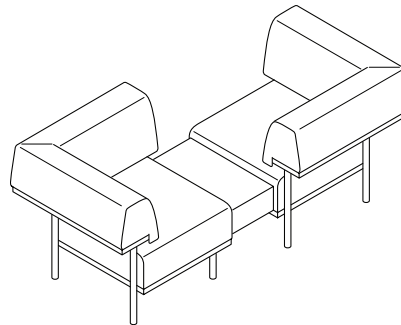
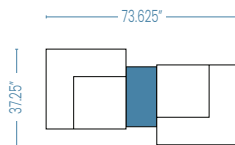
Total List: \$20,981



**Conversation Configuration**

- (2) CW3131 H03P
- (1) CW1223RE

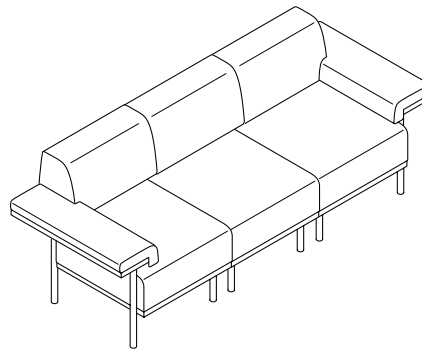
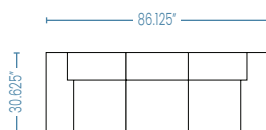
Total List: \$7,979



**Sofa Configuration**

- (1) CW3131 LRHB03P
- (1) CW2431 H03P
- (1) CW3131 LLHB03P

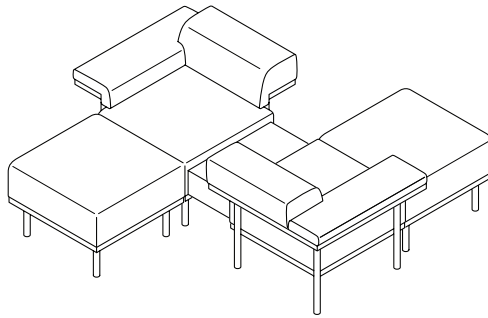
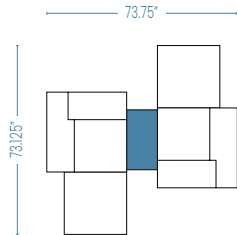
Total List: \$8,905



**Chaise Configuration**

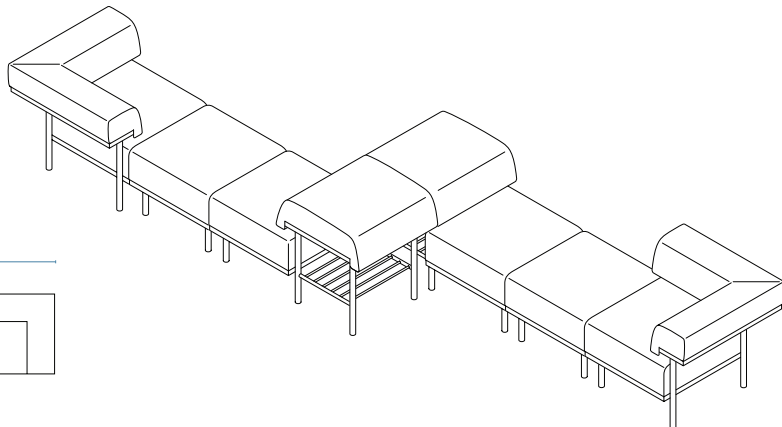
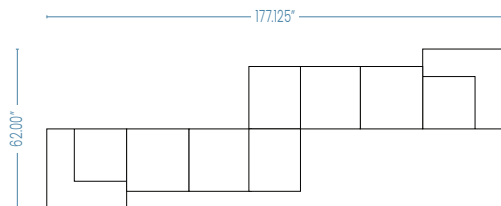
- (2) CW2424
- (2) CW3131 LRMB03P
- (1) CW1223RE

Total List: \$11,023

**Offset Inline Configuration**

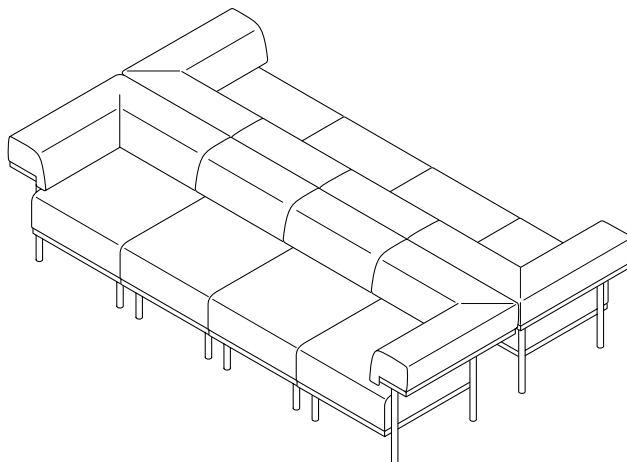
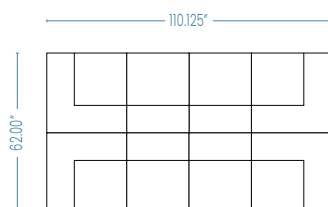
- (2) CW3131 M03P
- (2) CW2424
- (2) CW2446 M03P

Total List: \$16,420

**Back to Back Configuration**

- (4) CW3131 M03P
- (4) CW2431 M03P

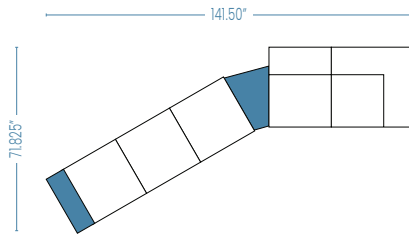
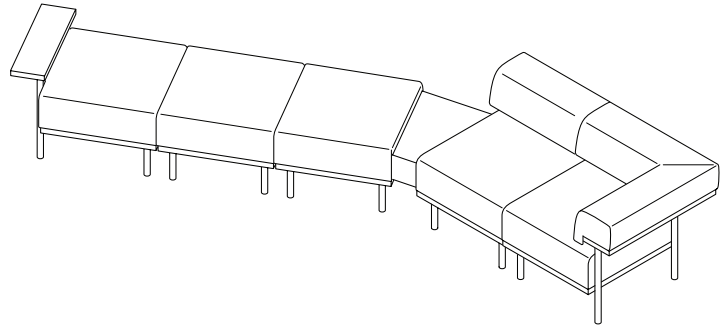
Total List: \$23,052



**Angled Configuration**

- (1) CW2430 L01LP
- (2) CW2424
- (1) CW30D18WG
- (1) CW2431 M03P
- (1) CW3131 M03P

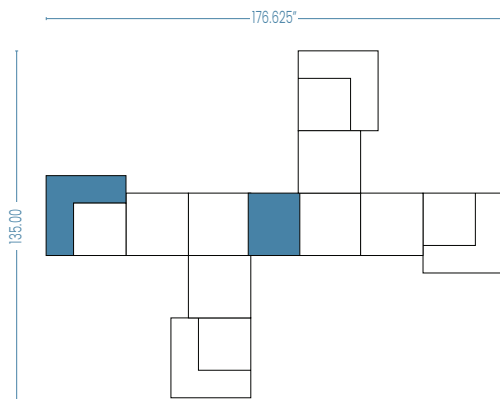
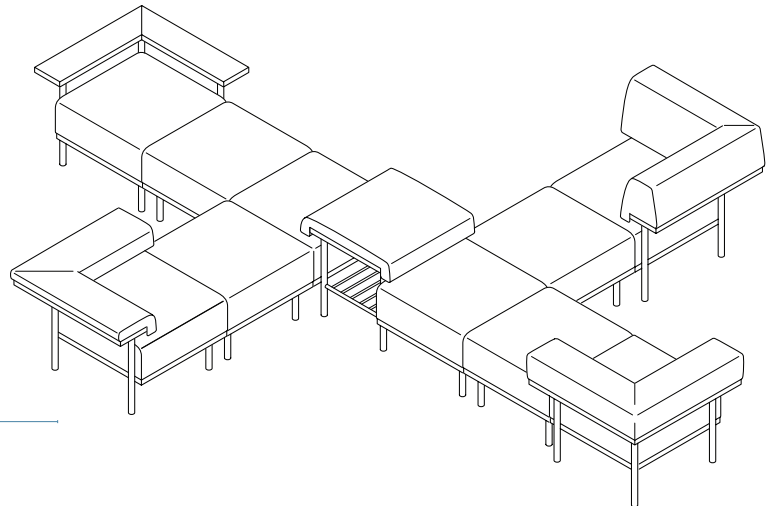
Total List: \$12,664



**Pinwheel Configuration**

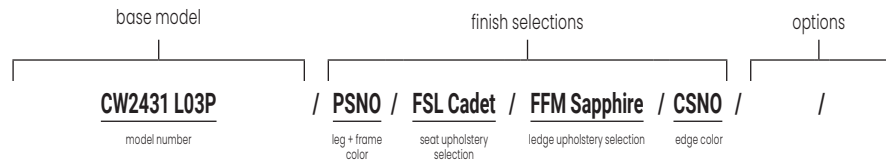
- (1) CW2466 L03P
- (4) CW2424
- (1) CW3131 L03P
- (1) CW3030 L01LP
- (1) CW3131 H03P
- (1) CW3131 M03P

Total List: \$23,076



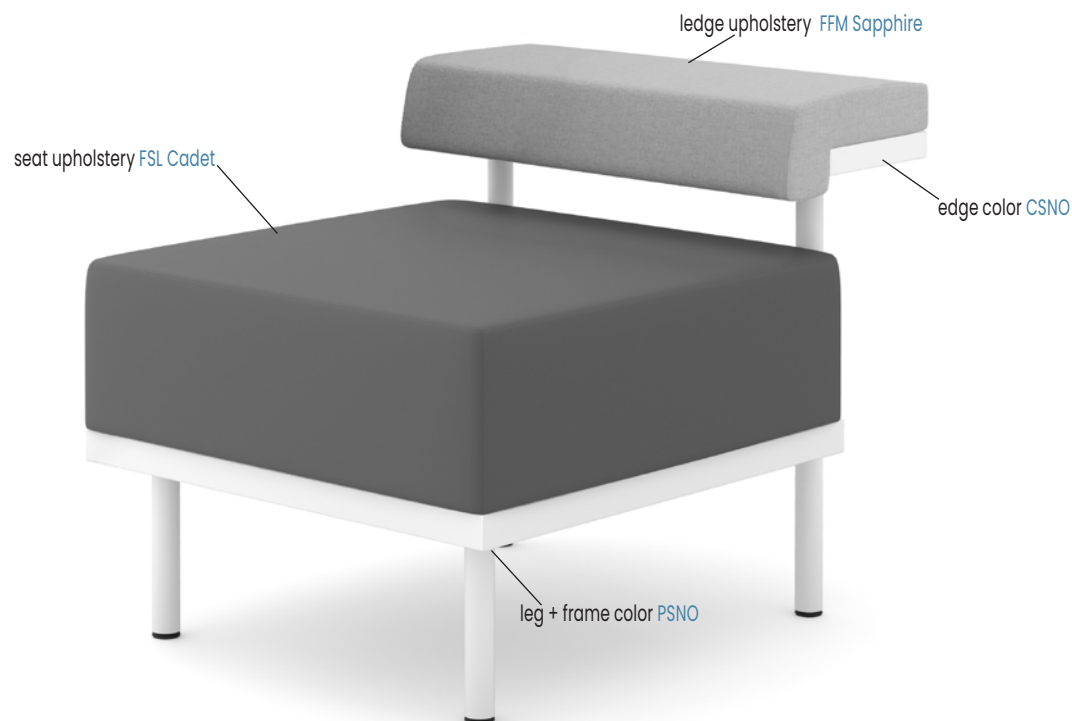
**To Order, Specify...**

- 1 Model Number, include edge style
- 2 Leg + Frame Color
- 3 Seat Upholstery Selection
- 4 Bumper Upholstery Selection
- 5 Ledge Material
  - a. Laminate manufacturer + color
  - b. Veneer species + finish color
  - c. Upholstery Selection
- 6 Ledge Edge Color or Finish
- 7 Additional Options



A **CW2431 L03P** is a Catwalk series, single with upholstered seat and upholstered low padded ledge and flat PVC edge.

The codes **PSNO / FSL Cadet / FFM Sapphire / CSNO** specify Snow legs and frame color with Grade 3 Solitaire Cadet upholstery for the seat and a Grade 4 Faux Mo Sapphire fabric for the ledge with a Snow PVC edge.

**Model Number** **CW2431 L03P**

**Orders may be sent via**
**Mailing Address**

Versteel  
 2332 Cathy Lane  
 Jasper IN 47546

**Contact Versteel**

<b>Email</b>	contact@versteel.com
<b>Phone</b>	800 876 2120 812 634 2120
<b>Fax</b>	812 482 9318

**Powder Coat Finishes**

All powder coat finishes in the Versteel offering have been formulated with the use of epoxy, polyester or epoxy and polyester blends to maximize the finish durability.

**Powder Coat Finish Options**

Powder Coat – Standard . . . . .	n/c
Powder Coat – Premium . . . . .	\$165

**Powder Coat Colors**

Alloy . . . . .	.PALY	Navy . . . . .	.PNAV
Amethyst . . . . .	.PAME	Nimbus . . . . .	.PNIM
Anthracite . . . . .	.PANT	Nutmeg . . . . .	.PNUT
Black Anodized . . . . .	.PBLA	Pearl . . . . .	.PPEA
Bronze . . . . .	.PBRO	Pebble . . . . .	.PPEB
Calypso . . . . .	.PCAL	Platinum . . . . .	.PPLA
Carbon . . . . .	.PCAR	Poppy . . . . .	.PPOP
Champagne . . . . .	.PCHA	Royal . . . . .	.PROY
Coconut . . . . .	.PCOC	Seaside . . . . .	.PSEA
Crimson . . . . .	.PCRI	Shipyard . . . . .	.PSHI
Daffodil . . . . .	.PDAF	Silver . . . . .	.PSIL
Ebony . . . . .	.PEBO	Snow . . . . .	.PSNO
Forest . . . . .	.PFOR	Stone . . . . .	.PSTO
Fossil . . . . .	.PFOS	Storm . . . . .	.PSTM
Graphite . . . . .	.PGRA	Terra Cotta . . . . .	.PTEC
Hope . . . . .	.PHOP	Whisper . . . . .	.PWHI
Kelly Green . . . . .	.PKEG	White Linen . . . . .	.PWHL
Mica . . . . .	.PMIC	Powder Coat Alternative . . . . .	.OPA
Mint . . . . .	.PMNT		

**NOTE** TRANSPARENT POWDER COATS ARE NOT AVAILABLE ON CATWALK

**Premium Powder Coats (indicated by ⓘ)**

Versteel's premium process uses specially formulated powder coats for a truly unique color palette.

**Plated**

Versteel offers two plated options: Chrome and Nickel. Chrome is our most durable finish available and is a deep luster chrome plated finish. Nickel is a plated finish with a clear coat applied for durability. An upcharge applies for plated finishes. See product pricing pages for upcharge.

Chrome . . . . .	.ECHR
Nickel . . . . .	.ENKL

**Laminate**

Versteel's standard offering of laminates includes over 900 laminates from Formica, Nevamar, Pionite and Wilsonart.

Laminate manufacturers change standard offerings frequently, making it possible a standard product can become unavailable. Versteel cannot be responsible for any inconvenience this may cause.

**PVC Edge Colors**

Absolute Acajou . . . . .	.CABA	Nimbus . . . . .	.CNIM
Alloy . . . . .	.CALY	Pearl . . . . .	.CPEA
Carbon . . . . .	.CCAR	Platinum . . . . .	.CPLA
Champagne . . . . .	.CCHA	Pralines & Cream . . . . .	.CPRC
Coconut . . . . .	.CCOC	Shadow . . . . .	.CSHA
Ebony . . . . .	.CEBO	Snow . . . . .	.CSNO
Florence Walnut . . . . .	.CFLW	Stone . . . . .	.CSTO
Fossil . . . . .	.CFOS	Storm . . . . .	.CSTM
Grahitte . . . . .	.CGRA	Whisper . . . . .	.CWHI
Grey . . . . .	.CGRE	White Linen . . . . .	.CWHL
Kensington Maple . . . . .	.CKEM		

**Wood Edge Species**

Ash . . . . .	.A01	Maple . . . . .	.M01
Cherry . . . . .	.C01	Walnut . . . . .	.W01

**Wood Edge Finishes**

<b>Ash</b>			
Beach . . . . .	.WBEA	Fog . . . . .	.WFOG
Chestnut . . . . .	.WCHE	Pebble . . . . .	.WPEB
Drift . . . . .	.WDRI	Whisper . . . . .	.WWHI
Fawn . . . . .	.WFAW		

**Cherry**

Blossom Cherry . . . . .	.WBLC	Java Cherry . . . . .	.WJAC
Cordovan Cherry . . . . .	.WCNC	Millwork Cherry . . . . .	.WMWC
Golden Cherry . . . . .	.WGNC		

**Maple**

Caramel Maple . . . . .	.WCMM	Sugar Maple . . . . .	.WSUM
Solar Maple . . . . .	.WSLM		

**Walnut**

Brighton Walnut . . . . .	.WBRW	Natural Walnut . . . . .	.WNAW
Espresso Walnut . . . . .	.WESW		

Veneer

Catwalk ledges are available with plain sliced Ash, Cherry, Maple and Walnut veneers.

Veneer Species

Ash . . . . .	AP01	Maple. . . . .	MP01
Cherry . . . . .	CP01	Walnut . . . . .	WP01

Veneer Finish

Ash

Beach. . . . .	VBEA	Fog . . . . .	VFOG
Chestnut. . . . .	VCHE	Pebble . . . . .	VPEB
Drift . . . . .	VDRI	Whisper . . . . .	VWHI
Fawn . . . . .	VFAW		

Cherry

Blossom Cherry . . . . .	VBLC	Java Cherry. . . . .	VJAC
Cordovan Cherry . . . . .	VCNC	Millwork Cherry. . . . .	VMWC
Golden Cherry . . . . .	VGNC		

Maple

Caramel Maple . . . . .	VCMM	Sugar Maple . . . . .	VSUM
Solar Maple. . . . .	VSLM		

Walnut

Brighton Walnut . . . . .	VBRW	Natural Walnut. . . . .	VNAW
Espresso Walnut. . . . .	VESW		

Finish Reference & Samples

For finish color reference, please refer to our website. Contact Versteel Customer Service to receive actual color samples for color matches and final color approval.

**Powder Coat Alternative****Call for quotation**

Specify code **OPA** (Powder Coat Alternative), add cost from Versteel quotation

Powder Coat Alternative is available from Versteel. The entire RAL color reference along with hundreds of other color and finishes are available.

For Powder Coat Alternative matching, you must supply a color reference sample, or an RAL number. Versteel will review the sample for possible existing colors available and send a sample for customer approval. If no color match exists a custom match can be developed. Call Versteel Customer Service for associated upcharges on custom color development.

**NOTE** CUSTOM COLOR MATCHING APPROVALS MAY AFFECT STANDARD PRODUCTION SCHEDULES

**Special Laminate****Call for quotation**

Specify code **TSP** (Special Laminate), indicate the quoted charges per table

Special laminates and patterns can be specified as an option on Troupe. To specify, contact Versteel for availability and pricing.

**NOTE** LAMINATES IN STANDARD COLORS AND TEXTURES FROM FORMICA, NEVAMAR, PIONITE AND WILSONART ARE STANDARD

**CAUTION** LAMINATE MANUFACTURERS CHANGE STANDARD OFFERINGS FREQUENTLY, AND IT IS POSSIBLE THAT A STANDARD PRODUCT CAN BECOME UNAVAILABLE. VERSTEEL CANNOT BE RESPONSIBLE FOR ANY INCONVENIENCE THIS MAY CAUSE.

**Custom PVC Color Match****Call for quotation / one time charge per color, per order**

Specify code **OCF** (Custom PVC Color Match), add cost from Versteel quotation

PVC Color Match can be the selection of a color that is available from a Versteel supplier or a new custom color developed for the order. Minimum footage requirements mean that the amount of material needed for your order will effect the cost.

For PVC Color Matching you must supply a color reference sample. Versteel will review the sample for possible existing colors available and send a sample for customer approval. If no color match exists, a custom match will be developed and sampled for customer approval before a production schedule is established.

**NOTE** CUSTOM COLOR MATCHING APPROVALS MAY AFFECT STANDARD PRODUCTION SCHEDULES

**Stain Finish Match****\$957 / one time charge per finish, per order**

Specify code **OSM** (Stain Finish Match), add \$957.00 list per finish, per order

Alternative Stain Finishes are available for veneer and wood edged tops.

For Stain Finish Matching you must supply two 4" x 4" finish color and grain reference samples. An expertly finish matched sample will be provided for customer approval.

**NOTE** CUSTOM COLOR MATCHING APPROVALS MAY AFFECT STANDARD PRODUCTION SCHEDULES

**Veneer or Wood Edge Alternatives**

For veneer or wood edge requirements other than our standard plain sliced Ash, Cherry, Maple or Walnut, contact Versteel Customer Service with the specifications of the materials you would like to specify.

**NOTE** VENEER OR WOOD EDGE ALTERNATIVES APPROVAL MAY AFFECT STANDARD PRODUCTION SCHEDULES

**Wood Finish Alternatives**

Versteel finish has a natural grain fill level finish appearance, contact Versteel Customer Service for alternative fill levels. Coarse grain will require additional application steps for a full-fill grain appearance and will require a quote.

**NOTE** WOOD FINISH ALTERNATIVE APPROVAL MAY AFFECT STANDARD PRODUCTION SCHEDULES

Salt or Pepper

Individual dual USB charger or power outlet for easy, quick access applications.

SPECIFICATIONS

- Salt or Pepper hole mount is 1 3/4" diameter
- Spill-proof power simplex
- Square grommet
- 72" long power cord

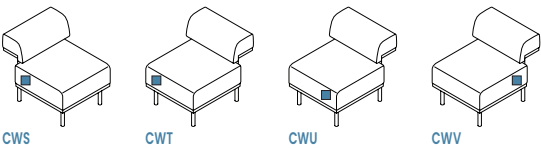
Model	Description	
SSLT3	One (1) single port high power USB C charger	\$435 list
SSLT4	One (1) USB A + USB C Charger	\$262 list
SPPR	One (1) power outlet	\$115 list

Unit Color

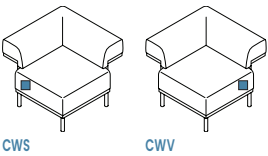
BERP	Berry	n/c
BLKP	Black	n/c
DSKP	Dusk	n/c
FOGP	Fog	n/c
HNYP	Honey	n/c
NVYP	Navy	n/c
PCKP	Peacock	n/c
PPYP	Poppy	n/c
SRMP	Storm	n/c
WHTP	White	n/c

Model Example: SSLT4-BLKP

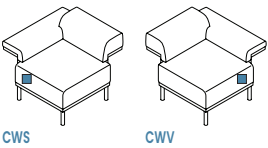
Single



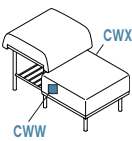
Corner



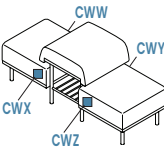
End (electrical on same side as low padded ledge only)



Split Level



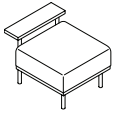
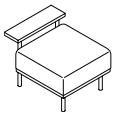
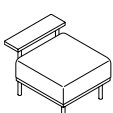



Bridge





## Questions?

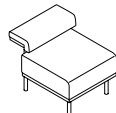
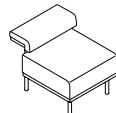
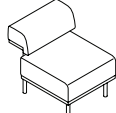
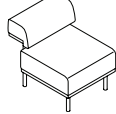
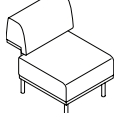
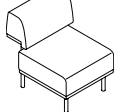
1.800.876.2120

				material > grade >	Fabric Grade 2 or COM	Fabric Grade 3	Fabric Grade 4	Fabric Grade 5	Fabric Grade 6
Model #	Description	Dimensions	Product Wt						
 <b>CW2430 L01LP</b>	Single with Ledge Seat - Upholstered Ledge - Laminate/Flat PVC	Overall Height: 22" Overall Width: 30¼" Overall Depth: 24" Seat Height: 17½" Seat Width: 23" Seat Depth: 24" Ledge Depth: 7¼"	44	1992	2132	2412	2833	3394	
 <b>CW2430 L01LW</b>	Single with Ledge Seat - Upholstered Ledge - Laminate/Flat Wood	Overall Height: 22" Overall Width: 30¼" Overall Depth: 24" Seat Height: 17½" Seat Width: 23" Seat Depth: 24" Ledge Depth: 7¼"	44	2170	2310	2590	3011	3572	
 <b>CW2430 L01VW</b>	Single with Ledge Seat - Upholstered Ledge - Veneer/Flat Wood	Overall Height: 22" Overall Width: 30¼" Overall Depth: 24" Seat Height: 17½" Seat Width: 23" Seat Depth: 24" Ledge Depth: 7¼"	44	2527	2667	2948	3368	3930	
 <b>CW2430 L02LP</b>	Single with Low Bumper Ledge Seat - Upholstered Bumper - Upholstered Ledge - Laminate/Flat PVC	Overall Height: 24¼" Overall Width: 30¼" Overall Depth: 24" Seat Height: 17½" Seat Width: 20⅜" Seat Depth: 24" Ledge Depth: 6¼"	46	2324	2534	2954	3585	4427	
 <b>CW2430 L02LW</b>	Single with Low Bumper Ledge Seat - Upholstered Bumper - Upholstered Ledge - Laminate/Flat Wood	Overall Height: 24¼" Overall Width: 30¼" Overall Depth: 24" Seat Height: 17½" Seat Width: 20⅜" Seat Depth: 24" Ledge Depth: 6¼"	46	2502	2712	3132	3763	4605	
 <b>CW2430 L02VW</b>	Single with Low Bumper Ledge Seat - Upholstered Bumper - Upholstered Ledge - Veneer/Flat Wood	Overall Height: 24¼" Overall Width: 30¼" Overall Depth: 24" Seat Height: 17½" Seat Width: 20⅜" Seat Depth: 24" Ledge Depth: 6¼"	46	2857	3067	3489	4120	4960	

## To Order, Specify...

- 1 Model Number
- 2 Leg + Frame Color
- 3 Seat Upholstery Selection
- 4 Bumper Upholstery Selection
- 5 Ledge Material
  - a. Laminate Manufacturer + Color
  - b. Veneer Species + Finish Color
  - c. Upholstery Selection
- 6 Ledge Edge Color or Finish
- 7 Additional Options

Questions?  
1.800.876.2120

				material > grade >	Fabric Grade 2 or COM	Fabric Grade 3	Fabric Grade 4	Fabric Grade 5	Fabric Grade 6
Model #	Description	Dimensions	Product Wt						
 <b>CW2431 L03P</b>	Single with Low Padded Ledge Seat - Upholstered Ledge - Upholstered/ Flat PVC	Overall Height: 24 <sup>3</sup> / <sub>8</sub> " Overall Width: 30 <sup>7</sup> / <sub>8</sub> " Overall Depth: 24" Seat Height: 17 <sup>1</sup> / <sub>2</sub> " Seat Width: 20 <sup>3</sup> / <sub>8</sub> " Seat Depth: 24" Ledge Depth: 10 <sup>1</sup> / <sub>2</sub> "	48	2371	2581	3001	3632	4474	
 <b>CW2431 L03W</b>	Single with Low Padded Ledge Seat - Upholstered Ledge - Upholstered/ Flat Wood	Overall Height: 24 <sup>3</sup> / <sub>8</sub> " Overall Width: 30 <sup>7</sup> / <sub>8</sub> " Overall Depth: 24" Seat Height: 17 <sup>1</sup> / <sub>2</sub> " Seat Width: 20 <sup>3</sup> / <sub>8</sub> " Seat Depth: 24" Ledge Depth: 10 <sup>1</sup> / <sub>2</sub> "	48	2548	2759	3179	3810	4651	
 <b>CW2431 M03P</b>	Single with Mid Padded Ledge Seat - Upholstered Ledge - Upholstered/ Flat PVC	Overall Height: 28" Overall Width: 30 <sup>7</sup> / <sub>8</sub> " Overall Depth: 24" Seat Height: 17 <sup>1</sup> / <sub>2</sub> " Seat Width: 20 <sup>3</sup> / <sub>8</sub> " Seat Depth: 24" Ledge Depth: 10 <sup>1</sup> / <sub>2</sub> "	53	2559	2840	3400	4242	5364	
 <b>CW2431 M03W</b>	Single with Mid Padded Ledge Seat - Upholstered Ledge - Upholstered/ Flat Wood	Overall Height: 28" Overall Width: 30 <sup>7</sup> / <sub>8</sub> " Overall Depth: 24" Seat Height: 17 <sup>1</sup> / <sub>2</sub> " Seat Width: 20 <sup>3</sup> / <sub>8</sub> " Seat Depth: 24" Ledge Depth: 10 <sup>1</sup> / <sub>2</sub> "	53	2738	3018	3579	4419	5542	
 <b>CW2431 H03P</b>	Single with High Padded Ledge Seat - Upholstered Ledge - Upholstered/Flat PVC	Overall Height: 32" Overall Width: 30 <sup>3</sup> / <sub>4</sub> " Overall Depth: 24" Seat Height: 17 <sup>1</sup> / <sub>2</sub> " Seat Width: 20 <sup>3</sup> / <sub>8</sub> " Seat Depth: 24" Ledge Depth: 10 <sup>3</sup> / <sub>8</sub> "	55	2596	2876	3438	4279	5400	
 <b>CW2431 H03W</b>	Single with High Padded Ledge Seat - Upholstered Ledge - Upholstered/Flat Wood	Overall Height: 32" Overall Width: 30 <sup>3</sup> / <sub>4</sub> " Overall Depth: 24" Seat Height: 17 <sup>1</sup> / <sub>2</sub> " Seat Width: 20 <sup>3</sup> / <sub>8</sub> " Seat Depth: 24" Ledge Depth: 10 <sup>3</sup> / <sub>8</sub> "	55	2774	3055	3616	4457	5578	

**Leg + Frame Finish**

Chrome .....	\$ 165
Nickel .....	\$ 223
Powder Coat - Standard .....	n/c
Powder Coat - Premium .....	\$ 165

TRANSPARENT POWDER COAT NOT AVAILABLE

**Power + Charging Options**

See page 20 for power and charging options.

**Custom Charges**

Powder Coat Alternative (per color) .....

**Code**

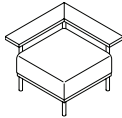
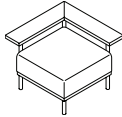
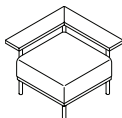
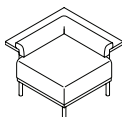
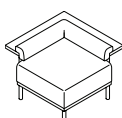
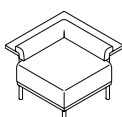
OPA

**Price**

call

## Questions?

1.800.876.2120

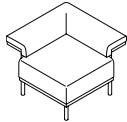
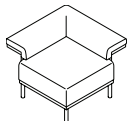
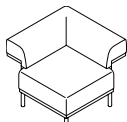
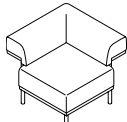
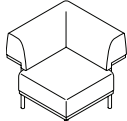
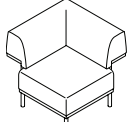
				material > grade >	Fabric Grade 2 or COM	Fabric Grade 3	Fabric Grade 4	Fabric Grade 5	Fabric Grade 6
Model #	Description	Dimensions	Product Wt						
 <b>CW3030 L01LP</b>	Corner with Ledge Seat - Upholstered Ledge - Laminate/Flat PVC	Overall Height: 22" Overall Width: 30¼" Overall Depth: 30¼" Seat Height: 17½" Seat Width: 23" Seat Depth: 23" Ledge Depth: 7¼"	53	2183	2324	2604	3025	3585	
 <b>CW3030 L01LW</b>	Corner with Ledge Seat - Upholstered Ledge - Laminate/Flat Wood	Overall Height: 22" Overall Width: 30¼" Overall Depth: 30¼" Seat Height: 17½" Seat Width: 23" Seat Depth: 23" Ledge Depth: 7¼"	53	2540	2681	2961	3382	3942	
 <b>CW3030 L01VW</b>	Corner with Ledge Seat - Upholstered Ledge - Veneer/Flat Wood	Overall Height: 22" Overall Width: 30¼" Overall Depth: 30¼" Seat Height: 17½" Seat Width: 23" Seat Depth: 23" Ledge Depth: 7¼"	53	3254	3394	3675	4095	4656	
 <b>CW3030 L02LP</b>	Corner with Low Bumper Ledge Seat - Upholstered Bumper - Upholstered Ledge - Laminate/Flat PVC	Overall Height: 24¼" Overall Width: 30¼" Overall Depth: 30¼" Seat Height: 17½" Seat Width: 20⅜" Seat Depth: 20⅜" Ledge Depth: 6¼"	56	2729	3010	3571	4412	5534	
 <b>CW3030 L02LW</b>	Corner with Low Bumper Ledge Seat - Upholstered Bumper - Upholstered Ledge - Laminate/Flat Wood	Overall Height: 24¼" Overall Width: 30¼" Overall Depth: 30¼" Seat Height: 17½" Seat Width: 20⅜" Seat Depth: 20⅜" Ledge Depth: 6¼"	56	3086	3366	3926	4768	5890	
 <b>CW3030 L02VW</b>	Corner with Low Bumper Ledge Seat - Upholstered Bumper - Upholstered Ledge - Veneer/Flat Wood	Overall Height: 24¼" Overall Width: 30¼" Overall Depth: 30¼" Seat Height: 17½" Seat Width: 20⅜" Seat Depth: 20⅜" Ledge Depth: 6¼"	56	3799	4079	4640	5481	6603	

## To Order, Specify...

- 1 Model Number
- 2 Leg + Frame Color
- 3 Seat Upholstery Selection
- 4 Bumper Upholstery Selection
- 5 Ledge Material
  - a. Laminate Manufacturer + Color
  - b. Veneer Species + Finish Color
  - c. Upholstery Selection
- 6 Ledge Edge Color or Finish
- 7 Additional Options

Questions?

1.800.876.2120

				material > grade >	Fabric Grade 2 or COM	Fabric Grade 3	Fabric Grade 4	Fabric Grade 5	Fabric Grade 6
Model #	Description	Dimensions	Product Wt						
 <b>CW3131 L03P</b>	Corner with Low Padded Ledge Seat - Upholstered Ledge - Upholstered/ Flat PVC	Overall Height: 24 <sup>3</sup> / <sub>8</sub> " Overall Width: 30 <sup>7</sup> / <sub>8</sub> " Overall Depth: 30 <sup>7</sup> / <sub>8</sub> " Seat Height: 17 <sup>1</sup> / <sub>2</sub> " Seat Width: 20 <sup>3</sup> / <sub>8</sub> " Seat Depth: 20 <sup>3</sup> / <sub>8</sub> " Ledge Depth: 10 <sup>1</sup> / <sub>2</sub> "	62	2850	3130	3691	4533	5654	
 <b>CW3131 L03W</b>	Corner with Low Padded Ledge Seat - Upholstered Ledge - Upholstered/ Flat Wood	Overall Height: 24 <sup>3</sup> / <sub>8</sub> " Overall Width: 30 <sup>7</sup> / <sub>8</sub> " Overall Depth: 30 <sup>7</sup> / <sub>8</sub> " Seat Height: 17 <sup>1</sup> / <sub>2</sub> " Seat Width: 20 <sup>3</sup> / <sub>8</sub> " Seat Depth: 20 <sup>3</sup> / <sub>8</sub> " Ledge Depth: 10 <sup>1</sup> / <sub>2</sub> "	62	3207	3488	4048	4890	6012	
 <b>CW3131 M03P</b>	Corner with Mid Padded Ledge Seat - Upholstered Ledge - Upholstered/ Flat PVC	Overall Height: 24 <sup>3</sup> / <sub>8</sub> " Overall Width: 30 <sup>7</sup> / <sub>8</sub> " Overall Depth: 30 <sup>7</sup> / <sub>8</sub> " Seat Height: 17 <sup>1</sup> / <sub>2</sub> " Seat Width: 20 <sup>3</sup> / <sub>8</sub> " Seat Depth: 20 <sup>3</sup> / <sub>8</sub> " Ledge Depth: 10 <sup>1</sup> / <sub>2</sub> "	72	3204	3554	4255	5307	6708	
 <b>CW3131 M03W</b>	Corner with Mid Padded Ledge Seat - Upholstered Ledge - Upholstered/ Flat Wood	Overall Height: 28" Overall Width: 30 <sup>7</sup> / <sub>8</sub> " Overall Depth: 30 <sup>7</sup> / <sub>8</sub> " Seat Height: 17 <sup>1</sup> / <sub>2</sub> " Seat Width: 20 <sup>3</sup> / <sub>8</sub> " Seat Depth: 20 <sup>3</sup> / <sub>8</sub> " Ledge Depth: 10 <sup>1</sup> / <sub>2</sub> "	72	3559	3910	4612	5663	7065	
 <b>CW3131 H03P</b>	Corner with High Padded Ledge Seat - Upholstered Ledge - Upholstered/ Flat PVC	Overall Height: 32" Overall Width: 30 <sup>3</sup> / <sub>4</sub> " Overall Depth: 30 <sup>3</sup> / <sub>4</sub> " Seat Height: 17 <sup>1</sup> / <sub>2</sub> " Seat Width: 20 <sup>3</sup> / <sub>8</sub> " Seat Depth: 20 <sup>3</sup> / <sub>8</sub> " Ledge Depth: 10 <sup>3</sup> / <sub>8</sub> "	80	3344	3764	4606	5868	7550	
 <b>CW3131 H03W</b>	Corner with High Padded Ledge Seat - Upholstered Ledge - Upholstered/ Flat Wood	Overall Height: 32" Overall Width: 30 <sup>3</sup> / <sub>4</sub> " Overall Depth: 30 <sup>3</sup> / <sub>4</sub> " Seat Height: 17 <sup>1</sup> / <sub>2</sub> " Seat Width: 20 <sup>3</sup> / <sub>8</sub> " Seat Depth: 20 <sup>3</sup> / <sub>8</sub> " Ledge Depth: 10 <sup>3</sup> / <sub>8</sub> "	80	3700	4121	4962	6224	7907	

## Leg + Frame Finish

Chrome .....	\$ 165
Nickel .....	\$ 223
Powder Coat - Standard .....	n/c
Powder Coat - Premium .....	\$ 165

TRANSPARENT POWDER COAT NOT AVAILABLE

## Power+ Charging Options

See page 20 for power and charging options.

## Custom Charges

Powder Coat Alternative (per color) ..... OPA

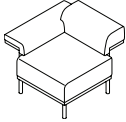
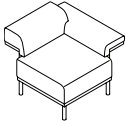
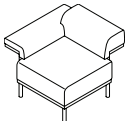
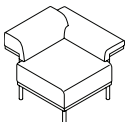
## Code

## Price

call

## Questions?

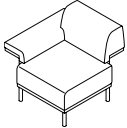
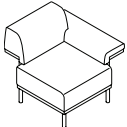
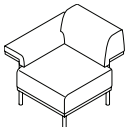
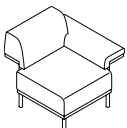
1.800.876.2120

		material > grade >		Fabric Grade 2 or COM	Fabric Grade 3	Fabric Grade 4	Fabric Grade 5	Fabric Grade 6
Model #	Description	Dimensions	Product Wt					
 <b>CW3131 LRMB03P</b>	End with Low Padded Ledge - Right, Mid Padded Ledge - Back Seat - Upholstered Ledge - Upholstered/ Flat PVC	Overall Height: 28" Overall Width: 30 <sup>7</sup> / <sub>8</sub> " Overall Depth: 30 <sup>7</sup> / <sub>8</sub> " Seat Height: 17 <sup>1</sup> / <sub>2</sub> " Seat Width: 20 <sup>3</sup> / <sub>8</sub> " Seat Depth: 20 <sup>3</sup> / <sub>8</sub> " Low Ledge Depth: 10 <sup>1</sup> / <sub>2</sub> " Mid Ledge Depth: 10 <sup>1</sup> / <sub>2</sub> "	66	3155	3505	4206	5258	6660
 <b>CW3131 LLMB03P</b>	End with Low Padded Ledge - Left, Mid Padded Ledge - Back Seat - Upholstered Ledge - Upholstered/ Flat PVC	Overall Height: 28" Overall Width: 30 <sup>7</sup> / <sub>8</sub> " Overall Depth: 30 <sup>7</sup> / <sub>8</sub> " Seat Height: 17 <sup>1</sup> / <sub>2</sub> " Seat Width: 20 <sup>3</sup> / <sub>8</sub> " Seat Depth: 20 <sup>3</sup> / <sub>8</sub> " Low Ledge Depth: 10 <sup>1</sup> / <sub>2</sub> " Mid Ledge Depth: 10 <sup>1</sup> / <sub>2</sub> "	66	3155	3505	4206	5258	6660
 <b>CW3131 LRMB03W</b>	End with Low Padded Ledge - Right, Mid Padded Ledge - Back Seat - Upholstered Ledge - Upholstered/ Flat Wood	Overall Height: 28" Overall Width: 30 <sup>7</sup> / <sub>8</sub> " Overall Depth: 30 <sup>7</sup> / <sub>8</sub> " Seat Height: 17 <sup>1</sup> / <sub>2</sub> " Seat Width: 20 <sup>3</sup> / <sub>8</sub> " Seat Depth: 20 <sup>3</sup> / <sub>8</sub> " Low Ledge Depth: 10 <sup>1</sup> / <sub>2</sub> " Mid Ledge Depth: 10 <sup>1</sup> / <sub>2</sub> "	66	3510	3861	4562	5614	7016
 <b>CW3131 LLMB03W</b>	End with Low Padded Ledge - Left, Mid Padded Ledge - Back Seat - Upholstered Ledge - Upholstered/ Flat Wood	Overall Height: 28" Overall Width: 30 <sup>7</sup> / <sub>8</sub> " Overall Depth: 30 <sup>7</sup> / <sub>8</sub> " Seat Height: 17 <sup>1</sup> / <sub>2</sub> " Seat Width: 20 <sup>3</sup> / <sub>8</sub> " Seat Depth: 20 <sup>3</sup> / <sub>8</sub> " Low Ledge Depth: 10 <sup>1</sup> / <sub>2</sub> " Mid Ledge Depth: 10 <sup>1</sup> / <sub>2</sub> "	66	3510	3861	4562	5614	7016

## To Order, Specify...

- 1 Model Number
- 2 Leg + Frame Color
- 3 Seat Upholstery Selection
- 4 Ledge Upholstery Selection
- 5 Ledge Edge Color or Finish
- 6 Additional Options

Questions?  
1.800.876.2120

		material > grade >		Fabric Grade 2 or COM	Fabric Grade 3	Fabric Grade 4	Fabric Grade 5	Fabric Grade 6
Model #	Description	Dimensions	Product Wt					
 <b>CW3131 LRHB03P</b>	End with Low Padded Ledge - Right, High Padded Ledge - Back Seat - Upholstered Ledge - Upholstered/ Flat PVC	Overall Height: 32" Overall Width: 30 <sup>7</sup> / <sub>8</sub> " Overall Depth: 30 <sup>3</sup> / <sub>4</sub> " Seat Height: 17 <sup>1</sup> / <sub>2</sub> " Seat Width: 20 <sup>3</sup> / <sub>8</sub> " Seat Depth: 20 <sup>3</sup> / <sub>8</sub> " Low Ledge Depth: 10 <sup>1</sup> / <sub>2</sub> " High Ledge Depth: 10 <sup>3</sup> / <sub>8</sub> "	69	3155	3505	4206	5258	6660
 <b>CW3131 LLHB03P</b>	End with Low Padded Ledge - Left, High Padded Ledge - Back Seat - Upholstered Ledge - Upholstered/ Flat PVC	Overall Height: 32" Overall Width: 30 <sup>7</sup> / <sub>8</sub> " Overall Depth: 30 <sup>3</sup> / <sub>4</sub> " Seat Height: 17 <sup>1</sup> / <sub>2</sub> " Seat Width: 20 <sup>3</sup> / <sub>8</sub> " Seat Depth: 20 <sup>3</sup> / <sub>8</sub> " Low Ledge Depth: 10 <sup>1</sup> / <sub>2</sub> " High Ledge Depth: 10 <sup>3</sup> / <sub>8</sub> "	69	3155	3505	4206	5258	6660
 <b>CW3131 LRHB03W</b>	End with Low Padded Ledge - Right, High Padded Ledge - Back Seat - Upholstered Ledge - Upholstered/ Flat Wood	Overall Height: 32" Overall Width: 30 <sup>7</sup> / <sub>8</sub> " Overall Depth: 30 <sup>3</sup> / <sub>4</sub> " Seat Height: 17 <sup>1</sup> / <sub>2</sub> " Seat Width: 20 <sup>3</sup> / <sub>8</sub> " Seat Depth: 20 <sup>3</sup> / <sub>8</sub> " Low Ledge Depth: 10 <sup>1</sup> / <sub>2</sub> " High Ledge Depth: 10 <sup>3</sup> / <sub>8</sub> "	69	3510	3861	4562	5614	7016
 <b>CW3131 LLHB03W</b>	End with Low Padded Ledge - Left, High Padded Ledge - Back Seat - Upholstered Ledge - Upholstered/ Flat Wood	Overall Height: 32" Overall Width: 30 <sup>7</sup> / <sub>8</sub> " Overall Depth: 30 <sup>3</sup> / <sub>4</sub> " Seat Height: 17 <sup>1</sup> / <sub>2</sub> " Seat Width: 20 <sup>3</sup> / <sub>8</sub> " Seat Depth: 20 <sup>3</sup> / <sub>8</sub> " Low Ledge Depth: 10 <sup>1</sup> / <sub>2</sub> " High Ledge Depth: 10 <sup>3</sup> / <sub>8</sub> "	69	3510	3861	4562	5614	7016

**Leg + Frame Finish**

Chrome .....	\$ 165
Nickel .....	\$ 223
Powder Coat - Standard .....	n/c
Powder Coat - Premium .....	\$ 165

TRANSPARENT POWDER COAT NOT AVAILABLE

**Power + Charging Options**

See page 20 for power and charging options.

**Custom Charges**

Powder Coat Alternative (per color) .....




**Code**

OPA

**Price**

call





Questions?  
1.800.876.2120

				material > grade >	Fabric Grade 2 or COM	Fabric Grade 3	Fabric Grade 4	Fabric Grade 5	Fabric Grade 6
Model #	Description	Dimensions	Product Wt						
 <b>CW2443 L01LP</b>	Single with Top Seat - Upholstered Top - Laminate/Flat PVC	Overall Height: 22" Overall Width: 43" Overall Depth: 24" Seat Height: 17½" Seat Width: 23" Seat Depth: 24" Top Size: 20" x 24"	65	2634	2774	3055	3475	4036	
 <b>CW2443 L01LW</b>	Single with Top Seat - Upholstered Top - Laminate/Flat Wood	Overall Height: 22" Overall Width: 43" Overall Depth: 24" Seat Height: 17½" Seat Width: 23" Seat Depth: 24" Top Size: 20" x 24"	65	2890	3030	3311	3731	4292	
 <b>CW2443 L01VW</b>	Single with Top Seat - Upholstered Top - Veneer/Flat Wood	Overall Height: 22" Overall Width: 43" Overall Depth: 24" Seat Height: 17½" Seat Width: 23" Seat Depth: 24" Top Size: 20" x 24"	65	3400	3541	3821	4242	4803	

To Order, Specify...

- 1 Model Number
- 2 Leg + Frame Color
- 3 Seat Upholstery Selection
- 4 Ledge Material
  - a. Laminate manufacturer + color
  - b. Veneer species + finish color
  - c. Upholstery Selection
- 5 Ledge Edge Color or Finish
- 7 Additional Options

Questions?  
1.800.876.2120

				material › grade ›	Fabric Grade 2 or COM	Fabric Grade 3	Fabric Grade 4	Fabric Grade 5	Fabric Grade 6
Model #	Description	Dimensions	Product Wt						
 <b>CW2446 L03P</b>	Single with Low Padded Top Seat - Upholstered Top - Upholstered/Flat PVC	Overall Height: 24 <sup>7</sup> / <sub>8</sub> " Overall Width: 45 <sup>5</sup> / <sub>8</sub> " Overall Depth: 24" Seat Height: 17 <sup>1</sup> / <sub>2</sub> " Seat Width: 20 <sup>3</sup> / <sub>8</sub> " Seat Depth: 24" Top Size: 25 <sup>1</sup> / <sub>4</sub> " x 24"	77	3111	3392	3952	4794	5916	
 <b>CW2446 L03W</b>	Single with Low Padded Top Seat - Upholstered Top - Upholstered/Flat Wood	Overall Height: 24 <sup>7</sup> / <sub>8</sub> " Overall Width: 45 <sup>5</sup> / <sub>8</sub> " Overall Depth: 24" Seat Height: 17 <sup>1</sup> / <sub>2</sub> " Seat Width: 20 <sup>3</sup> / <sub>8</sub> " Seat Depth: 24" Top Size: 25 <sup>1</sup> / <sub>4</sub> " x 24"	77	3366	3647	4207	5049	6171	
 <b>CW2446 M03P</b>	Single with Mid Padded Top Seat - Upholstered Top - Upholstered/Flat PVC	Overall Height: 28 <sup>1</sup> / <sub>2</sub> " Overall Width: 45 <sup>5</sup> / <sub>8</sub> " Overall Depth: 24" Seat Height: 17 <sup>1</sup> / <sub>2</sub> " Seat Width: 20 <sup>3</sup> / <sub>8</sub> " Seat Depth: 24" Top Size: 25 <sup>1</sup> / <sub>4</sub> " x 24"	91	3295	3575	4137	4978	6099	
 <b>CW2446 M03W</b>	Single with Mid Padded Top Seat - Upholstered Top - Upholstered/Flat Wood	Overall Height: 28 <sup>1</sup> / <sub>2</sub> " Overall Width: 45 <sup>5</sup> / <sub>8</sub> " Overall Depth: 24" Seat Height: 17 <sup>1</sup> / <sub>2</sub> " Seat Width: 20 <sup>3</sup> / <sub>8</sub> " Seat Depth: 24" Top Size: 25 <sup>1</sup> / <sub>4</sub> " x 24"	91	3551	3831	4392	5234	6355	

**Leg + Frame Finish**

Chrome .....	\$ 165
Nickel .....	\$ 223
Powder Coat - Standard .....	n/c
Powder Coat - Premium .....	\$ 165

TRANSPARENT POWDER COAT NOT AVAILABLE

**Power + Charging Options**

See page 20 for power and charging options.

**Custom Charges**

Powder Coat Alternative (per color) .....

**Code**

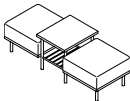
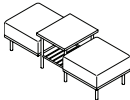
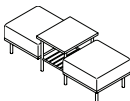
OPA

**Price**

call

## Questions?

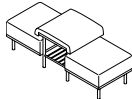
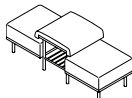
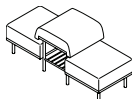
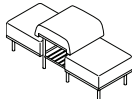
1.800.876.2120

				material › grade ›	Fabric Grade 2 or COM	Fabric Grade 3	Fabric Grade 4	Fabric Grade 5	Fabric Grade 6
Model #	Description	Dimensions	Product Wt						
 <b>CW2466 L01LP</b>	Two Singles with Top Seats - Upholstered Top - Laminate/Flat PVC	Overall Height: 22" Overall Width: 66" Overall Depth: 24" Seat Height: 17½" Seat Width: 23" Seat Depth: 24" Top Size: 20" x 24"	93	4175	4385	4806	5437	6278	
 <b>CW2466 L01LW</b>	Two Singles with Top Seats - Upholstered Top - Laminate/Flat Wood	Overall Height: 22" Overall Width: 66" Overall Depth: 24" Seat Height: 17½" Seat Width: 23" Seat Depth: 24" Top Size: 20" x 24"	93	4430	4640	5061	5691	6533	
 <b>CW2466 L01VW</b>	Two Singles with Top Seats - Upholstered Top - Veneer/Flat Wood	Overall Height: 22" Overall Width: 66" Overall Depth: 24" Seat Height: 17½" Seat Width: 23" Seat Depth: 24" Top Size: 20" x 24"	93	4942	5153	5573	6204	7045	

## To Order, Specify...

- 1 Model Number
- 2 Leg + Frame Color
- 3 Seat Upholstery
- 4 Top Material
  - a. Laminate manufacturer + color
  - b. Veneer species + finish color
  - c. Upholstery Selection
- 6 Ledge Edge Color or Finish
- 7 Additional Options

[Questions?](#)  
1.800.876.2120

				material > grade >	Fabric Grade 2 or COM	Fabric Grade 3	Fabric Grade 4	Fabric Grade 5	Fabric Grade 6
Model #	Description	Dimensions	Product Wt						
 <b>CW2466 L03P</b>	Two Singles with Low Padded Top Seats - Upholstered Top - Upholstered/Flat PVC	Overall Height: 24 <sup>7</sup> / <sub>8</sub> " Overall Width: 66" Overall Depth: 24" Seat Height: 17 <sup>1</sup> / <sub>2</sub> " Seat Width: 20 <sup>3</sup> / <sub>8</sub> " Seat Depth: 24" Top Size: 25 <sup>1</sup> / <sub>4</sub> " x 24"	105	4651	5002	5703	6754	8157	
 <b>CW2466 L03W</b>	Two Singles with Low Padded Top Seats - Upholstered Top - Upholstered/Flat Wood	Overall Height: 24 <sup>7</sup> / <sub>8</sub> " Overall Width: 66" Overall Depth: 24" Seat Height: 17 <sup>1</sup> / <sub>2</sub> " Seat Width: 20 <sup>3</sup> / <sub>8</sub> " Seat Depth: 24" Top Size: 25 <sup>1</sup> / <sub>4</sub> " x 24"	105	4907	5258	5959	7010	8413	
 <b>CW2466 M03P</b>	Two Singles with Mid Padded Top Seats - Upholstered Top - Upholstered/Flat PVC	Overall Height: 28 <sup>1</sup> / <sub>2</sub> " Overall Width: 66" Overall Depth: 24" Seat Height: 17 <sup>1</sup> / <sub>2</sub> " Seat Width: 20 <sup>3</sup> / <sub>8</sub> " Seat Depth: 24" Top Size: 25 <sup>1</sup> / <sub>4</sub> " x 24"	120	4836	5187	5888	6939	8341	
 <b>CW2466 M03W</b>	Two Singles with Mid Padded Top Seats - Upholstered Top - Upholstered/Flat Wood	Overall Height: 28 <sup>1</sup> / <sub>2</sub> " Overall Width: 66" Overall Depth: 24" Seat Height: 17 <sup>1</sup> / <sub>2</sub> " Seat Width: 20 <sup>3</sup> / <sub>8</sub> " Seat Depth: 24" Top Size: 25 <sup>1</sup> / <sub>4</sub> " x 24"	120	5092	5443	6144	7195	8597	

Leg + Frame Finish	Price
Chrome .....	\$ 165
Nickel .....	\$ 223
Powder Coat - Standard .....	n/c
Powder Coat - Premium .....	\$ 165


TRANSPARENT POWDER COAT NOT AVAILABLE

Power + Charging Options
See page 20 for power and charging options.

Custom Charges	Code	Price
Powder Coat Alternative (per color) .....	OPA	call
Stain Finish Match (per finish) .....	OSM	\$ 996

Questions?





1.800.876.2120

				material > grade >	Fabric Grade 2 or COM	Fabric Grade 3	Fabric Grade 4	Fabric Grade 5	Fabric Grade 6
Model #	Description	Dimensions	Product Wt						
<b>CW2424</b> 	Ottoman Seat - Upholstered	Overall Height: 17½" Overall Width: 24" Overall Depth: 24"	35		1711	1852	2132	2553	3113

To Order, Specify...

- 1 Model Number
- 2 Leg + Frame Color
- 3 Seat Upholstery
- 4 Top Material
  - a. Laminate manufacturer + color
  - b. Veneer species + finish color
- 5 Additional Options

[Questions?](#)  
1.800.876.2120

				top > edge >	Laminate Self Edge	Veneer Self Edge
						
					LL9	VV9
Model #	Description	Dimensions	Product Wt			
<b>CW1223RE</b> 	Rectangle	Width: 12" Depth: 23" Height 6" Mounted Height: 15½"	19	1291	2245	
<b>CW30D18WG</b> 	30° Wedge	Width: 17⅞" Depth: 22¼" Height 6" Mounted Height: 15½"	19	1487	2418	

Log + Frame Finish	Price
Chrome .....	\$ 165
Nickel .....	\$ 223
Powder Coat - Standard .....	n/c
Powder Coat - Premium .....	\$ 165
TRANSPARENT POWDER COAT NOT AVAILABLE	

Custom Charges	Code	Price
Powder Coat Alternative (per color) .....	OPA	call
Stain Finish Match (per finish) .....	OSM	\$ 996



Specifications

Chela is available in 4-leg, sled, swivel, stool and beam with a molded resilient polypropylene resin shell. In addition to the poly shell an upholstered seat or an upholstered seat and back pad are available on all chair, stool and beam models. The chairs and stools may be specified with or without arms. 4-leg and sled base chairs are also available with a tablet arm. The beam seating, which can be ordered with a round or square top, is armless.

Features

The flex motion ergonomic design allows the seat and back to recline simultaneously. 4-leg chairs feature a black nylon dome glide, while the sled base chairs and stools have a clear polycarbonate flat glide. The swivel chairs and stools feature black polyimide glide feet or dual wheel black nylon soft wheel casters. The 4-leg and sled chairs and sled stools are stackable for compact storage. Chairs can be stacked on the floor or on the Chela Chair Trolley. Stools can be stacked on the floor. See right hand side of page for stacking information.

Stacking Information

Floor	
Sled Base . . . . .	10 (6 if seats are upholstered)
Sled Base with tablet arm. . . . .	6 (4 if seats are upholstered)
Sled Base Stool (24" or 29") . . . . .	8 (5 if seats are upholstered)
Guest Chair without casters . . . . .	10 (6 if seats are upholstered)
Guest Chair with casters . . . . .	6 (4 if seats are upholstered)
Guest Chair with tablet arm . . . . .	6 (4 if seats are upholstered)

Trolley

Sled Base Chair . . . . .	20 (10 if seats are upholstered)
Guest Chair w/ or w/o Casters. . . . .	20 (10 if seats are upholstered)

Quickship Program

Available for select products in the Chela series, see pricing pages.

The Versteel Quickship Program consists of up to 50 tables, 25 tables with modesty panels or 100 chairs in 10 working days from time of order (received by 12pm EST). Orders must be accompanied by final material and finish specifications for order entry. They must be clearly marked "Quickship" and consist of products from the program. Quickship orders cannot be changed or cancelled, and credit approval must be acquired within 24 hours.

For additional information see Versteel.com.

**Shipping Schedule**

Poly Shell	3-5 WEEKS
Upholstered Items	4-5 WEEKS
Laminate, PVC Edge	4-5 WEEKS
Laminate, Wood Edge	4-5 WEEKS
Veneer, Wood Edge	6-8 WEEKS
Quickship Products	10 WORKING DAYS

Contact Versteel Customer Service for special lead time requests.

**NOTE** CHAIR ORDERS WITH COM UPHOLSTERY WILL BE SCHEDULED UPON RECEIPT OF COM UPHOLSTERY YARDAGE

**BIFMA**

All Versteel products are constructed to pass the relevant ANSI/BIFMA standards. For more detailed specifications by series and base style, contact Versteel Customer Service at 800.876.2120.

Additional information regarding warranty, terms and conditions, shipping, care and maintenance, etc. can be found in the All Seating price list.

Chela Guest or Sled Base  
Armless / Arm

Chair Dimensions  
Overall height: 31½"  
Overall width w/ armcaps: 26½"  
Overall width w/o arms: 22¼"  
Overall depth: 21"  
Seat height: 17½"  
Seat width: 18½"  
Seat depth: 18"  
Between arms: 23"  
Arm height w/ armcaps: 26½"  
Actual weight: 13 lbs. w/ arms  
Actual weight: 12 lbs. w/o arms



Chela Guest or Sled Base  
Flip-Up Tablet Arm

Chair Dimensions  
Overall height: 31½"  
Overall width w/ tablet up: 26"  
Overall depth w/ tablet up: 24"  
Seat height: 17½"  
Seat width: 18½"  
Seat depth: 18"  
Arm height: 26½"  
Actual weight: 15 lbs.

Tablet Dimensions  
Tablet size: 10½" d x 13" w x ¾" thick  
Tablet is available in black only



Chela Swivel Caster or Glide Base  
Armless / Arm

Chair Dimensions (at lowest cylinder height)  
Overall height: 29½"  
Overall width w/ armcaps: 26½"  
Overall width w/o arms: 25½"  
Overall depth: 24"  
Seat height: 16" - 21"  
Seat width: 18½"  
Seat depth: 18"  
Between arms: 23"  
Arm height w/ armcaps: 24"  
Cylinder height adjustment range: 5"  
Actual weight: 25 lbs. w/ arms  
Actual weight: 24 lbs. w/o arms



- | Key | Description                                      |
|-----|--|
| 1   | arm, 7/8" solid steel rod                        |
| 2   | back support rail, 1/2" solid steel rod          |
| 3   | base frame, 5/8" o.d. 12 gauge steel tube        |
| 4   | base frame, 5/8" o.d. 14 gauge steel tube        |
| 5   | seat shell, molded resilient polypropylene resin |

- | Key | Description   |
|-----|---|
| 6   | upholstered back, molded liner with 1/2" thick 3 lb. density foam |
| 7   | upholstered seat, molded liner with 1/2" thick 2 lb. density foam |
| 8   | foot rest, 1/2" solid steel rod                                   |
| 9   | flat glide, clear polycarbonate                                   |
| 10  | dome glide, black nylon   |

- | Key | Description  |
|-----|--|
| 11  | glide feet, black polyimide                            |
| 12  | dual wheel black nylon soft wheel casters              |
| 13  | swivel base caster column, 3" o.d. 16 gauge steel tube |
| 14  | swivel base upper arc, 3/4" o.d. 14 gauge steel rod    |
| 15  | swivel base lower arc, 5/8" solid steel rod            |

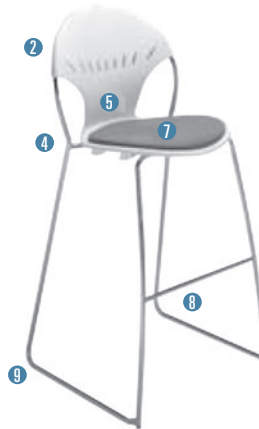
**Chela Sled Base Stool - 24"**  
**Armless / Arm**

Stool Dimensions  
Overall height: 37"  
Overall width w/ armcaps: 26½"  
Overall width w/o arms: 22¼"  
Overall depth: 22 5⁄8"  
Seat height: 24"  
Seat width: 18½"  
Seat depth: 18"  
Between arms: 23"  
Arm height w/ armcaps: 33"  
Seat to footrest: 16"  
Actual weight: 17 lbs. w/ arms  
Actual weight: 16 lbs. w/o arms  
Suggested for use w/ 33" - 38" table heights



**Chela Sled Base Stool - 29"**  
**Armless / Arm**

Stool Dimensions  
Overall height: 42"  
Overall width w/ armcaps: 26½"  
Overall width w/o arms: 22¼"  
Overall depth: 22 5⁄8"  
Seat height: 29"  
Seat width: 18½"  
Seat depth: 18"  
Between arms: 23"  
Arm height w/ armcaps: 38"  
Seat to footrest: 16"  
Actual weight: 19 lbs. w/ arms  
Actual weight: 18 lbs. w/o arms  
Suggested for use w/ 38" - 42" table heights



**Chela Swivel Caster or Glide Base Stool**  
**Armless / Arm**

Stool Dimensions (at highest cylinder height)  
Overall height: 44½"  
Overall width w/ armcaps: 26½"  
Overall width w/o arms: 25½"  
Overall depth: 25½"  
Seat height: 22" - 32"  
Seat width: 18½"  
Seat depth: 18"  
Between arms: 23"  
Arm height w/ armcaps: 39"  
Seat to footrest: 14½"  
Cylinder height adjustment range: 10"  
Actual weight: 27 lbs. w/ arms  
Actual weight: 26 lbs. w/o arms  
Suggested for use w/ 32" - 42" table heights



**Stacking (Trolley)**

Sled Base Chair ..... 20 (10 if seats are upholstered)  
Guest Chair with or without casters ..... 20 (10 if seats are upholstered)

**Stacking (Floor)**

Sled Base ..... 10 (6 if seats are upholstered)  
Sled Base with tablet arm ..... 6 (4 if seats are upholstered)  
Sled Base Stool (24" or 29") ..... 8 (5 if seats are upholstered)  
Guest Chair without casters ..... 10 (6 if seats are upholstered)  
Guest Chair with casters ..... 6 (4 if seats are upholstered)  
Guest Chair with tablet arm ..... 6 (4 if seats are upholstered)

Chela Beam 4-Leg Base  
2 seat

Chair Dimensions  
Overall height: 32"  
Overall width: 45"  
Overall depth: 23"  
Seat height: 17½"  
Seat width: 18½"  
Seat depth: 18"  
Actual weight: 42 lbs.



Chela Beam 4-Leg Base  
1 seat, 1 top

Chair Dimensions  
Overall height: 32"  
Overall width: 45"  
Overall depth: 23"  
Seat height: 17½"  
Seat width: 18½"  
Seat depth: 18"  
Table height: 17"  
Actual weight: 42 lbs.



Key	Description
1	back support rail, ½" solid steel rod
2	base frame, 1½" o.d. 14 gauge steel tube
3	base frame, ¾" o.d. 14 gauge steel tube
4	base frame, 2¾" o.d. 11 gauge steel tube

Key	Description
5	seat shell, molded resilient polypropylene resin
6	upholstered back, molded liner w/ ¾" thick 3 lb. density foam
7	upholstered seat, molded liner with ½" thick 2 lb. density foam

Key	Description
8	dome swivel glide, nickel cap, nylon base
9	table top surface, ¾" particle board

**Chela Beam 4-Leg Base  
3 seat**

Chair Dimensions  
Overall height: 32"  
Overall width: 65"  
Overall depth: 23"  
Seat height: 17½"  
Seat width: 18½"  
Seat depth: 18"  
Actual weight: 58 lbs.



**Chela Beam 4-Leg Base  
2 seat, 1 top**

Chair Dimensions  
Overall height: 32"  
Overall width: 65"  
Overall depth: 23"  
Seat height: 17½"  
Seat width: 18½"  
Seat depth: 18"  
Table height: 17"  
Actual weight: 58 lbs.



**Standard Versteel Upholstery**

Standard Versteel Upholstery offers a range of materials, from fabrics in a variety of colors and textures to vinyls for soil resistance. Please refer to Versteel's fabric cards or the "Materials + Finishes" section of our website for information.

**Grade-In Upholstery**

Versteel has coordinated with upholstery manufacturers to simplify your order process. Many of the manufacturers' offerings have been pre-approved for application on Versteel Seating.

Contact Versteel Customer Service with your selected fabric choice to be graded in. You will be supplied with the appropriate grade-in designator. On your purchase order, complete the information with the pattern name, color description and grade-in designator, and Versteel will take it from there.

**Customer's Own Material**

Customer's Own Materials (COM's) are not an issue on Chela. Many COM's are pre-approved for application on Versteel Seating. Call Versteel Customer Service with your COM selection to determine if it has been pre-approved. If your selection has not been pre-approved, reference the "Receiving COM Approval" section below.

**Receiving COM Approval**

Not all materials are suitable for upholstery on Chela. A 12" x 12" memo sample must be supplied for approval before a COM material is accepted for an order. If the material is directional in pattern or weave, the pattern repeat (in inches) in both directions or the weave direction must be supplied.

**Excess COM**

Versteel will not store excess COM for more than 30 days after the order has been completed. If excess material is to be returned after order completion, send the request to Versteel Customer Service prior to acknowledged ship date. It is the customer's responsibility to arrange for the return of the material "freight collect."

**COM Requiring Application Test**

If an application test is required for your selected COM, send test sample material along with the following.

1. Name and return address
2. Model selected
3. Sketch showing special requirements for the positioning of the materials' pattern on the seat and ledge, if special considerations are required.

**NOTE** ALL UPHOLSTERIES ARE CUT UP THE ROLL TO MAXIMIZE YIELD AND WEAR PERFORMANCE

**Ship COM to:**

Versteel  
2332 Cathy Lane  
Jasper, IN 47546

COM must be shipped to the factory with transportation costs "prepaid." If material is considered defective or unusable, it will be returned "transportation collect."

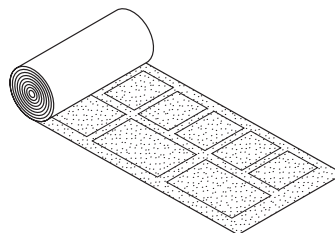
For standard lead time orders, tag fabric with purchase order number and identify with project number if possible.

**Application of Directional Fabrics**

Due to the upholstering process, some fabrics not considered directional by the supplier may be considered directional by Versteel.

All COM's are cut "up the roll" unless otherwise directed by the customer (see illustration below).

**EXAMPLE** PATTERN CUT UP THE ROLL



If special cutting or upholstery application is required, you must indicate requirement at time of order entry.

### Chela COM Yardage Requirements

COM yardage requirements are calculated for chairs and stools based on a material width of 54" and a repeat of 2" or less. For material less than 54" wide, contact Versteel for yardage requirements. Use the chart below as a guide to calculate your COM yardage. For quantities greater than 20 chairs or stools, contact Versteel Customer Service for calculation of COM yardage by model.

Quantity of Chairs	1	2	3	4	5	6	7	8	9	10	11	12	13	14	15	16	17	18	19	20
<b>Chela With or Without Arms</b>																				
Upholstered Seat & Back	1.5	2.5	2.5	3.5	3.5	4.5	4.5	5.5	6.0	6.5	7.5	7.5	8.5	8.5	9.5	9.5	10.5	11.5	11.5	12.5
Upholstered Seat Only	1.0	1.5	1.5	2.0	2.0	2.5	2.5	3.5	4.0	4.0	4.5	4.5	5.0	5.0	6.0	6.0	6.5	7.0	7.0	7.5
Upholstered Back Only	0.5	1.0	1.3	1.3	1.8	2.0	2.0	2.5	2.5	3.0	3.0	3.5	3.5	4.0	4.0	4.5	4.5	5.0	5.0	5.3

### Patterned COM Additional Yardage Guide

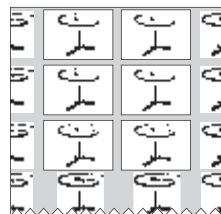
Use the guide below to aid in ordering the appropriate COM fabric when needing to match a pattern with a repeat. To use this guide, add the vertical and horizontal repeats together (e.g. a 5" vertical repeat plus an 11" horizontal repeat gives a 16" total). Then find the appropriate entry on the chart, and increase the yardage estimate by the percentage indicated.

For example: The yardage estimate is 8 yards of 54" wide fabric and the pattern has a repeat of 11" horizontal and 5" vertical. Add up the repeats (11" + 5" = 16") and find the appropriate entry - 15% in this example. Fifteen percent more fabric is required to match the pattern. 8 yards plus an extra 15% is 9.2 yards.

Fabric Width	Plain Fabric	3" - 14" Repeat	15" - 19" Repeat	20" - 27" Repeat	28" - 36" Repeat	37" - 45" Repeat	46" - 54" Repeat
54"	0%	10%	15%	20%	25%	30%	35%
50" - 52"	10%	20%	25%	30%	35%	40%	45%

### Decorative Patterns

Yardage requirements are greatly affected by the size of the repeat and the print or pattern of the material. Versteel cuts all seating patterns with aesthetic concerns in mind for high quality and consistency. Refer to the COM listing for the yardage required for pattern repeat.



To Order, Specify...

- 1 Model Number
- 2 Shell Color
- 3 Frame Color
- 4 Upholstery Selection
- 5 Frame Options



A **CES-04** is a Chela series, armless sled base chair with an upholstered seat.

The codes **YFRO** / **PALY** / **FFM Sky** specify a Frost poly shell with an Alloy frame and Grade 4 Faux Mo Sky Upholstery.

Model Number **CES-04**



Orders may be sent via

Mailing Address

Versteel  
2332 Cathy Lane  
Jasper IN 47546

Contact Versteel

Email      contact@versteel.com  
Phone      800 876 2120  
             812 634 2120  
Fax         812 482 9318

**Chela Poly Shells & Armcaps**

Chela seat shells and armcaps are molded with resilient, flexible polypropylene resins with a satin textured surface. The materials provide a comfortable, supportive seating surface throughout the movement of the chair.

**Chela Poly Shell Colors**

Alloy. . . . .	.YALY	Quarry . . . . .	.YQUA
Chocolate. . . . .	.YCHO	Sage . . . . .	.YSAG
Cloud. . . . .	.YCLO	Slate . . . . .	.YSLA
Frost. . . . .	.YFRO	Soft Yellow. . . . .	.YSOY
Indigo. . . . .	.YIND	Tapioca . . . . .	.YTAP
Near Black. . . . .	.YNBL	Poly Shell Alternative . . . . .	.OPS
Oyster . . . . .	.YOYS		

**Studio Steel®**

Versteel's "urban fabrication" process leaves the telltale signs of welding and assembly on the surface, highlighting a manufacturing aesthetic. Choosing a clear or transparent powder coat is recommended, allowing tonal striations (created as a result of extreme heat), natural textures, and the inherent qualities of raw steel to show through.

Studio Steel Process . . . . . \$165

**Powder Coat Finishes**

All powder coat finishes in the Versteel offering have been formulated with the use of epoxy, polyester or epoxy and polyester blends to maximize the finish durability.

**Powder Coat Finish Options**

Powder Coat - Standard . . . . .	.n/c
Powder Coat - Premium. . . . .	\$165

**Chela Powder Coat Colors**

Alloy. . . . .	.PALY	Mint . . . . .	.PMNT
Amethyst . . . . .	.PAME	Navy . . . . .	.PNAV
Anthracite. . . . .	.PANT	Nimbus. . . . .	.PNIM
Black Anodized. . . . .	.PBLA	Nutmeg . . . . .	.PNUT
Bronze . . . . .	.PBRO	◆ Pacific . . . . .	.PPAC
Calypso . . . . .	.PCAL	Pearl . . . . .	.PPEA
Carbon. . . . .	.PCAR	Pebble . . . . .	.PPEB
Champagne . . . . .	.PCHA	◆ Platinum. . . . .	.PPLA
Coconut . . . . .	.PCOC	Poppy. . . . .	.PPOP
◆ Copper. . . . .	.PCOP	◆ Raven. . . . .	.PRAV
Crimson . . . . .	.PCRI	Royal . . . . .	.PROY
◆ Crystal . . . . .	.PCRY	Seaside . . . . .	.PSEA
Daffodil. . . . .	.PDAF	Shipyard . . . . .	.PSHI
Ebony. . . . .	.PEBO	Silver . . . . .	.PSIL
Forest. . . . .	.PFOR	Snow . . . . .	.PSNO
Fossil . . . . .	.PFOS	Stone . . . . .	.PSTO
◆ Garnet . . . . .	.PGAR	Storm. . . . .	.PSTM
◆ Gold. . . . .	.PGOL	Terra Cotta . . . . .	.PTEC
Graphite . . . . .	.PGRA	Whisper . . . . .	.PWHI
◆ Hope . . . . .	.PHOP	White Linen . . . . .	.PWHL
Kelly Green . . . . .	.PKEG	Powder Coat Alternative . . . . .	.OPA
◆ Matte . . . . .	.PMAT		
Mica. . . . .	.PMIC		

**Transparent Powder Coats (indicated by ◆)**

Please note that the transparent characteristics of these powders allow all natural welds and textures inherent to raw steel to be visible.

**Premium Powder Coats (indicated by ◆)**

Versteel's premium process uses specially formulated powder coats for a truly unique color palette.

**Plated**

Versteel offers two plated options: Chrome and Nickel. Chrome is our most durable finish available and is a deep luster chrome plated finish. Nickel is a plated finish with a clear coat applied for durability. An upcharge applies for plated finishes. See product pricing pages for upcharge.

Chrome . . . . .	.ECHR
Nickel . . . . .	.ENKL

**Finish Reference & Samples**

For finish color reference, please refer to our website. Contact Versteel Customer Service to receive actual color samples for color matches and final color approval.

**Powder Coat Alternative****Call for quotation**

Specify code **OPA** (Powder Coat Alternative), add cost from Versteel quotation

Powder Coat Alternative is available from Versteel. The entire RAL color reference along with hundreds of other color and finishes are available.

For Powder Coat Alternative matching, you must supply a color reference sample, or an RAL number. Versteel will review the sample for possible existing colors available and send a sample for customer approval. If no color match exists a custom match can be developed. Call Versteel Customer Service for associated upcharges on custom color development.

**NOTE** CUSTOM COLOR MATCHING APPROVALS MAY AFFECT STANDARD PRODUCTION SCHEDULES

**Poly Shell Alternative****Call for quotation**

Specify code **OPS** (Poly Shell Alternative), add cost from Versteel quotation

For Poly Shell Alternative, you must supply a color reference sample. Versteel will review the sample for possible existing colors available and send a sample for customer approval. If no color match exists, a custom match can be developed. Minimum order quantities exist for alternative colors. Call Versteel Customer Service for minimums and associated upcharges on Poly Shell Alternatives.

**NOTE** CUSTOM COLOR MATCHING APPROVALS MAY AFFECT STANDARD PRODUCTION SCHEDULES

**Special Laminate****Call for quotation**

Specify code **TSP** (Special Laminate), indicate the quoted charges per table

Special laminates and patterns can be specified as an option. To specify, contact Versteel for availability and pricing.

**NOTE** LAMINATES IN STANDARD COLORS AND TEXTURES FROM FORMICA, NEVAMAR, PIONITE AND WILSONART ARE STANDARD

**CAUTION** LAMINATE MANUFACTURERS CHANGE STANDARD OFFERINGS FREQUENTLY, AND IT IS POSSIBLE THAT A STANDARD PRODUCT CAN BECOME UNAVAILABLE. VERSTEEL CANNOT BE RESPONSIBLE FOR ANY INCONVENIENCE THIS MAY CAUSE.

**Custom PVC Color Match****Call for quotation / one time charge per color, per order**

Specify code **OCF** (Custom PVC Color Match), add cost from Versteel quotation

PVC Color Match can be the selection of a color that is available from a Versteel supplier or a new custom color developed for the order. Minimum footage requirements mean that the amount of material needed for your order will effect the cost.

For PVC Color Matching you must supply a color reference sample. Versteel will review the sample for possible existing colors available and send a sample for customer approval. If no color match exists, a custom match will be developed and sampled for customer approval before a production schedule is established.

**NOTE** CUSTOM COLOR MATCHING APPROVALS MAY AFFECT STANDARD PRODUCTION SCHEDULES

**Stain Finish Match****\$996 / one time charge per finish, per order**

Specify code **OSM** (Stain Finish Match), add \$996.00 list per finish, per order

Alternative Stain Finishes are available for veneer and wood edged tops.

For Stain Finish Matching you must supply two 4" x 4" finish color and grain reference samples. An expertly finish matched sample will be provided for customer approval.

**NOTE** CUSTOM COLOR MATCHING APPROVALS MAY AFFECT STANDARD PRODUCTION SCHEDULES

**Veneer or Wood Edge Alternatives**

For veneer or wood edge requirements other than our standard plain sliced Ash, Cherry, Maple or Walnut, contact Versteel Customer Service with the specifications of the materials you would like to specify.

**NOTE** VENEER OR WOOD EDGE ALTERNATIVES APPROVAL MAY AFFECT STANDARD PRODUCTION SCHEDULES

**Wood Finish Alternatives**

Versteel finish has a natural grain fill level finish appearance, contact Versteel Customer Service for alternative fill levels. Coarse grain will require additional application steps for a full-fill grain appearance and will require a quote.

**NOTE** WOOD FINISH ALTERNATIVE APPROVAL MAY AFFECT STANDARD PRODUCTION SCHEDULES

**Hard Surface Glides - Nylon (set of 4)**

**\$23 / chair or stool**

Specify code **GLD30** (Hard Surface Glides - Nylon), add \$23 list per chair or stool.



Glide surface is nylon and designed for use on hard surface flooring. See individual product pages for availability and ordering code.

**Hard Surface Glides - Felt (set of 4)**

**\$23 / chair or stool**

Specify code **GLD31** (Hard Surface Glides - Felt), add \$23 list per chair or stool.



Glide surface is felt and designed for use on hard surface flooring. See individual product pages for availability and ordering code.

**Felt Hard Surface Replacement Caps (set of 4)**

**\$23 / chair or stool**

Specify code **ABGFRC** (Felt Hard Surface Replacement Caps), add \$23 list per chair or stool

Felt replacement caps for felt hard surface glides.

**Accessory Glide Replacement Tool**

**\$26 / tool**

Specify code **AGRT** (Accessory Glide Replacement Tool), add \$26 list per tool

Use to remove worn felt hard surface glide caps.

**Casters - Non-Locking Dual Wheel Black Nylon Hard Wheel (Set of 4)**

**\$171 / chair**

Specify code **CAS63** (Casters - Dual Wheel Black Nylon Hard Wheel), add \$171 list per 4-leg chair.

Black non-locking dual wheel, 2" diameter hard wheel casters may be specified on the 4-leg guest chair. Please refer to the individual pricing pages for availability. Caster option must be specified at the time of the order and does not change the chair seat height.

**Casters - Non-Locking Dual Wheel Black Nylon Soft Wheel (Set of 4)**

**\$171 / chair**

Specify code **CAS59** (Casters - Dual Wheel Black Nylon soft Wheel), add \$171 list per 4-leg chair.

Black non-locking dual wheel, 2" diameter soft wheel casters may be specified on the 4-leg guest chair. Please refer to the individual pricing pages for availability. Caster option must be specified at the time of the order and does not change the chair seat height.

**Book Basket - Chela**

**\$148 / basket**

Specify code **BCE** (Book Basket - Chela) add \$148 list per chair

The Chela book basket is made of formed resistance welded wire. Finish is Chrome unless otherwise specified. Basket may be field installed. Inside dimensions are 11"w x 13"d x 5½"h.



**Chair Link - Chela**

**\$32 / chair**

Specify code **ACLICN** (Chair Link - Chela Armless) or specify code **ACLICW** (Chair Link - Chela Arm), add \$32 list per chair



Link can be field installed without the use of tools.

**Chair Trolley - Chela**

**\$906 / each**

Specify code **ACTCE** (Chair Trolley - Chela), add \$906 list each

Chela Guest (with or without casters) or Sled Base poly shell chairs stack 20 high. Trolley with push handle and stack of 20 chairs measures approximately 27"w x 50"d x 77"h.



**STACKING INFORMATION ON TROLLEY** CHELA SLED BASE OR GUEST CHAIRS (WITH OR WITHOUT CASTERS) STACK 20 HIGH ON THE TROLLEY, 10 HIGH WITH UPHOLSTERED SEAT.

## Chela

Guest Chair  
Armless + Arm











VERSTEEL

### Questions?

800 876 2120

Quickship Program Product

				material > grade >	Poly Shell	Fabric Grade 2 or COM	Fabric Grade 3	Fabric Grade 4	Fabric Grade 5	Fabric Grade 6
Style	Description	Model #	Product Wt							
 CELA-07	4-Leg Base Without Arms	CEL-07 	11	418						
	4-Leg Base Without Arms Seat - Upholstered	CEL-04 	12		638	717	797	877	961	
	4-Leg Base Without Arms Seat - Upholstered Back - Upholstered	CEL-01 	12		758	838	918	997	1078	
 CELA-08	4-Leg Base With Arms Armcaps - Poly	CELA-08 	12	488						
	4-Leg Base With Arms Seat - Upholstered Armcaps - Poly	CELA-06 	13		706	789	867	948	1028	
	4-Leg Base With Arms Seat - Upholstered Back - Upholstered Armcaps - Poly	CELA-03 	13		824	909	988	1070	1150	

### Stacking

Refer to page 34.

### COM Yardage

Refer to page 41.



### To Order, Specify...

- ① Model Number
- ② Shell Color
- ③ Frame Color
- ④ Upholstery Selection
- ⑤ Frame Options



Questions?

800 876 2120

				material > grade >	Poly Shell	Fabric Grade 2 or COM	Fabric Grade 3	Fabric Grade 4	Fabric Grade 5	Fabric Grade 6
Style	Description	Model #	Product Wt							
<b>Flip-Up Tablet Arm Right</b>   CEL-07TBR Tablet material is 3/4" Black Thermofoil with a Black Thermofoil edge.	4-Leg Base Tablet Arm Right	<b>CEL-07TBR</b>	14	666						
	4-Leg Base Tablet Arm Right Seat - Upholstered	<b>CEL-04TBR</b>	15			886	966	1045	1126	1206
	4-Leg Base Tablet Arm Right Seat - Upholstered Back - Upholstered	<b>CEL-01TBR</b>	15			1006	1088	1165	1250	1328
<b>Flip-Up Tablet Arm Left</b>   CEL-07TBL Tablet material is 3/4" Black Thermofoil with a Black Thermofoil edge.	4-Leg Base Tablet Arm Left	<b>CEL-07TBL</b>	14	666						
	4-Leg Base Tablet Arm Left Seat - Upholstered	<b>CEL-04TBL</b>	15			886	966	1045	1126	1206
	4-Leg Base Tablet Arm Left Seat - Upholstered Back - Upholstered	<b>CEL-01TBL</b>	15			1006	1088	1165	1250	1328

**Stacking**  
Refer to page 34.

**COM Yardage**  
Refer to page 41.

Finish Options	Price
Chrome .....	n/c
Nickel .....	n/c
Powder Coat - Standard .....	n/c
Powder Coat - Premium .....	\$ 165

Frame Options	Code	Price
Hard Surface Glides - Nylon (set of 4) .....	GLD30	\$ 23
Hard Surface Glides - Felt (set of 4) .....	GLD31	\$ 23
Casters - Dual Wheel Black Nylon		
Hard Wheel (set of 4) .....	CAS63	\$ 171
Casters - Dual Wheel Black Nylon		
Soft Wheel (set of 4) .....	CAS59	\$ 171









Accessories		
Chair Trolley - Chela .....	ACTCE	\$ 906

Custom Charges	Code	Price
Powder Coat Alternative (per color) .....	OPA	call
Poly Shell Alternative (per color) .....	OPS	call

**Chela**Sled Base Chair  
Armless + Arm**VERSTEEL****Questions?**

800 876 2120

Quickship Program Product

				material > grade >	Poly Shell	Fabric Grade 2 or COM	Fabric Grade 3	Fabric Grade 4	Fabric Grade 5	Fabric Grade 6
Style	Description	Model #	Product Wt							
 CES-07	Sled Base Without Arms	<b>CES-07</b>  =0S	12	428						
	Sled Base Without Arms Seat - Upholstered	<b>CES-04</b>  =0S	13		645	727	808	889	968	
	Sled Base Without Arms Seat - Upholstered Back - Upholstered	<b>CES-01</b>  =0S	13		767	848	927	1011	1091	
 CESA-08	Sled Base With Arms Armcaps - Poly	<b>CESA-08</b>  =0S	14	501						
	Sled Base With Arms Seat - Upholstered Armcaps - Poly	<b>CESA-06</b>  =0S	15		718	798	878	962	1040	
	Sled Base With Arms Seat - Upholstered Back - Upholstered Armcaps - Poly	<b>CESA-03</b>  =0S	15		841	919	999	1080	1159	

**Stacking**

Refer to page 34.

**COM Yardage**

Refer to page 41.



**To Order, Specify...**

- ① Model Number
- ② Shell Color
- ③ Frame Color
- ④ Upholstery Selection
- ⑤ Frame Options



Questions?

800 876 2120

				material > grade >	Poly Shell	Fabric Grade 2 or COM	Fabric Grade 3	Fabric Grade 4	Fabric Grade 5	Fabric Grade 6
Style	Description	Model #	Product Wt							
<b>Flip-Up Tablet Arm Right</b>  	Sled Base Tablet Arm Right Armcap - Poly	<b>CES-07TBR</b>	15	678						
	Sled Base Tablet Arm Right Seat - Upholstered Armcap - Poly	<b>CES-04TBR</b>	16		894	974	1056	1135	1216	
	Sled Base Tablet Arm Right Seat - Upholstered Back - Upholstered Armcap - Poly	<b>CES-01TBR</b>	16		1016	1096	1179	1256	1340	
<b>Flip-Up Tablet Arm Left</b>  	Sled Base Tablet Arm Left Armcap - Poly	<b>CES-07TBL</b>	15	678						
	Sled Base Tablet Arm Left Seat - Upholstered Armcap - Poly	<b>CES-04TBL</b>	16		894	974	1056	1135	1216	
	Sled Base Tablet Arm Left Seat - Upholstered Back - Upholstered Armcap - Poly	<b>CES-01TBL</b>	16		1016	1096	1179	1256	1340	

CES-07TBR  
Tablet material is 3/4"  
Black Thermofoil with a  
Black Thermofoil edge.

CES-07TBL  
Tablet material is 3/4"  
Black Thermofoil with a  
Black Thermofoil edge.

**Stacking**  
Refer to page 34.









**COM Yardage**  
Refer to page 41.

Finish Options	Price	Accessories	Code	Price	Custom Charges	Code	Price
Chrome .....	n/c	Chair Trolley - Chela .....	ACTCE	\$ 906	Powder Coat Alternative (per color) .....	OPA	call
Nickel .....	n/c				Poly Shell Alternative (per color) .....	OPS	call
Powder Coat - Standard .....	n/c						
Powder Coat - Premium .....	\$ 165						

**Chela**Swivel Caster Base Chair  
Armless + Arm**VERSTEEL****Questions?**

800 876 2120

Quickship Program Product

				material > grade >	Poly Shell	Fabric Grade 2 or COM	Fabric Grade 3	Fabric Grade 4	Fabric Grade 5	Fabric Grade 6
Style	Description	Model #	Product Wt							
 CEC-07	Swivel Caster Base Without Arms	<b>CEC-07</b>  =OS	23	966						
	Swivel Caster Base Without Arms Seat - Upholstered	<b>CEC-04</b>  =OS	24		1183	1264	1346	1426	1506	
	Swivel Caster Base Without Arms Seat - Upholstered Back - Upholstered	<b>CEC-01</b>  =OS	24		1297	1386	1468	1547	1742	
 CECA-08	Swivel Caster Base With Arms Armcaps - Poly	<b>CECA-08</b>  =OS	24	1039						
	Swivel Caster Base With Arms Seat - Upholstered Armcaps - Poly	<b>CECA-06</b>  =OS	25		1255	1334	1418	1499	1579	
	Swivel Caster Base With Arms Seat - Upholstered Back - Upholstered Armcaps - Poly	<b>CECA-03</b>  =OS	25		1375	1456	1537	1617	1698	

**COM Yardage**

Refer to page 41.









**To Order, Specify...**

- ① Model Number
- ② Shell Color
- ③ Frame Color
- ④ Upholstery Selection
- ⑤ Frame Options



Questions?

800 876 2120

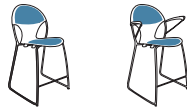
				material > grade >	Poly Shell	Fabric Grade 2 or COM	Fabric Grade 3	Fabric Grade 4	Fabric Grade 5	Fabric Grade 6
Style	Description	Model #	Product Wt							
 CEG-07	Swivel Glide Base Without Arms	<b>CEG-07</b> 	23	957						
	Swivel Glide Base Without Arms Seat - Upholstered	<b>CEG-04</b> 	24		1176	1253	1333	1417	1494	
	Swivel Glide Base Without Arms Seat - Upholstered Back - Upholstered	<b>CEG-01</b> 	24		1296	1374	1455	1536	1616	
 CEGA-08	Swivel Glide Base With Arms Armcaps - Poly	<b>CEGA-08</b> 	24	962						
	Swivel Glide Base With Arms Seat - Upholstered Armcaps - Poly	<b>CEGA-06</b> 	25		1244	1325	1406	1487	1567	
	Swivel Glide Base With Arms Seat - Upholstered Back - Upholstered Armcaps - Poly	<b>CEGA-03</b> 	25		1365	1447	1528	1608	1688	

**COM Yardage**  
Refer to page 41.



Finish Options	Price	Frame Options	Code	Price	Custom Charges	Code	Price
Chrome .....	\$ 165	Casters, Dual Wheel Black Nylon			Powder Coat Alternative (per color) .....	OPA	call
Nickel .....	\$ 223	Hard Wheel (set of 4) (Caster Models Only)...	CAS61	n/c	Poly Shell Alternative (per color) .....	OPS	call
Powder Coat - Standard .....	n/c						
Powder Coat - Premium .....	\$ 165						

**Chela**

Sled Base Stool - 24"  
Armless + Arm

**VERSTEEL****Questions?**

800 876 2120

				material > grade >	Poly Shell	Fabric Grade 2 or COM	Fabric Grade 3	Fabric Grade 4	Fabric Grade 5	Fabric Grade 6
Style	Description	Model #	Product Wt							
 CES-04S24	Sled Base 24" Height Without Arms	<b>CES-07S24</b>	15	557						
	Sled Base 24" Height Without Arms Seat - Upholstered	<b>CES-04S24</b>	16			734	814	894	976	1057
	Sled Base 24" Height Without Arms Seat - Upholstered Back - Upholstered	<b>CES-01S24</b>	16			804	883	965	1045	1125
 CESA-08S24	Sled Base 24" Height With Arms Armcaps - Poly	<b>CESA-08S24</b>	16	629						
	Sled Base 24" Height With Arms Seat - Upholstered Armcaps - Poly	<b>CESA-06S24</b>	17			806	888	967	1047	1128
	Sled Base 24" Height With Arms Seat - Upholstered Back - Upholstered Armcaps - Poly	<b>CESA-03S24</b>	17			877	957	1038	1120	1201

33"-38" table heights  
are recommended for  
use with **24" stool**

**Stacking**

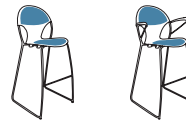
Refer to page 34.

**COM Yardage**

Refer to page 41.



**To Order, Specify...**

- ① Model Number
- ② Shell Color
- ③ Frame Color
- ④ Upholstery Selection
- ⑤ Frame Options



Questions?

800 876 2120

		material > grade >		Poly Shell	Fabric Grade 2 or COM	Fabric Grade 3	Fabric Grade 4	Fabric Grade 5	Fabric Grade 6
Style	Description	Model #	Product Wt						
 CES-04S29	Armless Sled Base 29" Height Without Arms	CES-07S29	17	557					
	Sled Base 29" Height Without Arms Seat - Upholstered	CES-04S29	18		734	814	894	976	1057
	Sled Base 29" Height Without Arms Seat - Upholstered Back - Upholstered	CES-01S29	18		804	883	965	1045	1125
 CESA-08S29	Arm Sled Base 29" Height With Arms Armcaps - Poly	CESA-08S29	18	629					
	Sled Base 29" Height With Arms Seat - Upholstered Armcaps - Poly	CESA-06S29	19		806	888	967	1047	1128
	Sled Base 29" Height With Arms Seat - Upholstered Back - Upholstered Armcaps - Poly	CESA-03S29	19		877	957	1038	1120	1201

38"-42" table heights  
are recommended for  
use with 29" stool



**Stacking**  
Refer to page 34.

**COM Yardage**  
Refer to page 41.

Finish Options	Price	Accessories	Code	Price	Custom Charges	Code	Price
Chrome .....	\$ n/c	Chair Trolley - Chela .....	ACTCE	\$ 906	Powder Coat Alternative (per color) .....	OPA	call
Nickel .....	\$ n/c				Poly Shell Alternative (per color) .....	OPS	call
Powder Coat - Standard .....	\$ n/c						
Powder Coat - Premium .....	\$ 165						

**Chela**Swivel Caster Base Stool  
Armless + Arm**VERSTEEL****Questions?**

800 876 2120

				material > grade >	Poly Shell	Fabric Grade 2 or COM	Fabric Grade 3	Fabric Grade 4	Fabric Grade 5	Fabric Grade 6
Style	Description	Model #	Product Wt							
 CEC-04S	Swivel Caster Base Without Arms	<b>CEC-07S</b>	25	1174						
	Swivel Caster Base Without Arms Seat - Upholstered	<b>CEC-04S</b>	26			1391	1470	1550	1632	1711
	Swivel Caster Base Without Arms Seat - Upholstered Back - Upholstered	<b>CEC-01S</b>	26			1511	1589	1670	1753	1834
 CECA-08S	Swivel Caster Base With Arms Armcaps - Poly	<b>CECA-08S</b>	26	1243						
	Swivel Caster Base With Arms Seat - Upholstered Armcaps - Poly	<b>CECA-06S</b>	27			1460	1540	1621	1700	1783
	Swivel Caster Base With Arms Seat - Upholstered Back - Upholstered Armcaps - Poly	<b>CECA-03S</b>	27			1582	1661	1742	1824	1903

**COM Yardage**

Refer to page 41.



**To Order, Specify...**

- ① Model Number
- ② Shell Color
- ③ Frame Color
- ④ Upholstery Selection
- ⑤ Frame Options



Questions?

800 876 2120

				material > grade >	Poly Shell	Fabric Grade 2 or COM	Fabric Grade 3	Fabric Grade 4	Fabric Grade 5	Fabric Grade 6
Style	Description	Model #	Product Wt							
 CEG-07S	Swivel Glide Base Without Arms	<b>CEG-07S</b>	25	1159						
	Swivel Glide Base Without Arms Seat - Upholstered	<b>CEG-04S</b>	26			1378	1459	1539	1620	1699
	Swivel Glide Base Without Arms Seat - Upholstered Back - Upholstered	<b>CEG-01S</b>	26			1500	1580	1660	1741	1822
 CEGA-08S	Swivel Glide Base With Arms Armcaps - Poly	<b>CEGA-08S</b>	26	1232						
	Swivel Glide Base With Arms Seat - Upholstered Armcaps - Poly	<b>CEGA-06S</b>	27			1451	1531	1610	1692	1774
	Swivel Glide Base With Arms Seat - Upholstered Back - Upholstered Armcaps - Poly	<b>CEGA-03S</b>	27			1571	1652	1731	1811	1894

**COM Yardage**  
Refer to page 41.

Finish Options	Price	Frame Options	Code	Price	Custom Charges	Code	Price
Chrome .....	\$ 165	Casters, Dual Wheel Black Nylon			Powder Coat Alternative (per color) .....	OPA	call
Nickel .....	\$ 223	Hard Wheel (set of 4) .....	CAS61	n/c	Poly Shell Alternative (per color) .....	OPS	call
Powder Coat - Standard .....	n/c						
Powder Coat - Premium .....	\$ 165						


Chela Beam  
Four-Leg Base



VERSTEEL

Questions?

800 876 2120

				material > grade >	Poly Shell	Fabric Grade 2 or COM	Fabric Grade 3	Fabric Grade 4	Fabric Grade 5	Fabric Grade 6
Style	Description	Model #	Product Wt							
<div>Two Seat Beam</div> <div></div> <div>CEBL2-07 2S</div>	Chela Beam 4-Leg Base 2 Seat  Overall width: 21" Overall length: 45"	CEBL2-07 2S	44	1664						
	Chela Beam 4-Leg Base 2 Seat Seat - Upholstered	CEBL2-04 2S	44		2103	2265	2427	2588	2747	
	Chela Beam 4-Leg Base 2 Seat Seat - Upholstered Back - Upholstered	CEBL2-01 2S	44		2346	2507	2668	2828	2990	

Due to the Flex Motion of every Chela seat, please allow a 4" space between the wall and Chela Beam.

**COM Yardage**  
Refer to page 41.

Due to the Flex Motion  
of every Chela seat,  
please allow a 4" space  
between the wall and  
Chela Beam.

COM Yardage  
Refer to page 41.

To Order, Specify...

- 1 Model Number
- 2 Shell Color
- 3 Frame Color
- 4 Upholstery Selection
- 5 Top and Edge Style Including Laminate  
or Veneer Code and Edge Color



Questions?

800 876 2120

Style	Description	Model #	Product Wt	material > grade >	Poly Shell	Fabric Grade 2 or COM	Fabric Grade 3	Fabric Grade 4	Fabric Grade 5	Fabric Grade 6	Top Size	Edge
 CEBL2-07 ISIT	Chela Beam 4-Leg Base 1 Seat, 1 Top  Overall width: 21" Overall length: 45"	CEBL2-07 ISIT	46								Round Top	
											20RD LP1R	
											20RD LPF1R	
											20RD LW1R	
											20RD LWF1R	
											20RD VW1R	
											20RD VWF1R	
											Square Top	
											20SQ LP1R	
											20SQ LPF1R	
											20SQ LW1R	
											20SQ LWF1R	
											20SQ VW1R	
											20SQ VWF1R	
	Chela Beam 4-Leg Base 1 Seat, 1 Top Seat - Upholstered	CEBL2-04 ISIT	46								Round Top	
						1869	1952	2030	2112	2191	20RD LP1R	
						1869	1952	2030	2112	2191	20RD LPF1R	
						2316	2398	2477	2558	2639	20RD LW1R	
						2316	2398	2477	2558	2639	20RD LWF1R	
						3254	3336	3416	3492	3577	20RD VW1R	
						3254	3336	3416	3492	3577	20RD VWF1R	
											Square Top	
						1853	1932	2015	2094	2174	20SQ LP1R	
						1853	1932	2015	2094	2174	20SQ LPF1R	
						2299	2380	2461	2542	2621	20SQ LW1R	
						2299	2380	2461	2542	2621	20SQ LWF1R	
						3237	3316	3397	3478	3560	20SQ VW1R	
						3237	3316	3397	3478	3560	20SQ VWF1R	
	Chela Beam 4-Leg Base 1 Seat, 1 Top Seat - Upholstered Back - Upholstered	CEBL2-01 ISIT	46								Round Top	
						1991	2071	2150	2233	2313	20RD LP1R	
						1991	2071	2150	2233	2313	20RD LPF1R	
						2437	2520	2597	2684	2764	20RD LW1R	
						2437	2520	2597	2684	2764	20RD LWF1R	
						3372	3454	3536	3618	3696	20RD VW1R	
						3372	3454	3536	3618	3696	20RD VWF1R	
											Square Top	
						1971	2053	2136	2214	2295	20SQ LP1R	
						1971	2053	2136	2214	2295	20SQ LPF1R	
						2423	2501	2582	2664	2744	20SQ LW1R	
						2423	2501	2582	2664	2744	20SQ LWF1R	
						3358	3436	3516	3597	3679	20SQ VW1R	
						3358	3436	3516	3597	3679	20SQ VWF1R	

Due to the Flex Motion of every Chela seat, please allow a 4" space between the wall and Chela Beam.

**COM Yardage**

Refer to page 41.

**Finish Options**

	Price
Chrome .....	\$ 165
Nickel .....	\$ 223
Powder Coat - Standard .....	n/c
Powder Coat - Premium .....	\$ 165

**Custom Charges**

Powder Coat Alternative (per color) .....	OPA	Price
Poly Shell Alternative (per color) .....	OPS	call

Chela Beam  
Four-Leg Base



VERSTEEL

Questions?

800 876 2120

		material > grade >	Poly Shell	Fabric Grade 2 or COM	Fabric Grade 3	Fabric Grade 4	Fabric Grade 5	Fabric Grade 6	
Style	Description	Model #	Product Wt						
<div>Three Seat Beam</div> <div>CEBL3-07 3S</div> <div></div>	Chela Beam 4-Leg Base 3 Seat  Overall width: 21" Overall length: 68"	<b>CEBL3-07 3S</b>	61	2257					
	Chela Beam 4-Leg Base 3 Seat Seat - Upholstered	<b>CEBL3-04 3S</b>	61		2931	3175	3415	3656	3898
	Chela Beam 4-Leg Base 3 Seat Seat - Upholstered Back - Upholstered	<b>CEBL3-01 3S</b>	61		3287	3528	3770	4014	4253

Due to the Flex Motion of every Chela seat, please allow a 4" space between the wall and Chela Beam.

**COM Yardage**  
Refer to page 41.

Due to the Flex Motion  
of every Chela seat,  
please allow a 4" space  
between the wall and  
Chela Beam.

COM Yardage  
Refer to page 41.

To Order, Specify...

- 1 Model Number
- 2 Shell Color
- 3 Frame Color
- 4 Upholstery Selection
- 5 Top and Edge Style Including Laminate  
or Veneer Code and Edge Color



Questions?

800 876 2120

Style	Description	Model #	Product Wt	material > grade >	Poly Shell	Fabric Grade 2 or COM	Fabric Grade 3	Fabric Grade 4	Fabric Grade 5	Fabric Grade 6	Top Size	Edge
<b>Two Seat/One Top</b> CEBL3-07 2SIT 	Chela Beam 4-Leg Base 2 Seat, 1 Top  Overall width: 21" Overall length: 68"	<b>CEBL3-07 2SIT</b> 	63								<b>Round Top</b>	
				2236							20RD LP1R	LP1R
				2236							20RD LPF1R	
				2691							20RD LW1R	
				2691							20RD LWF1R	
				3623							20RD VW1R	
				3623							20RD VWF1R	
											<b>Square Top</b>	
				2221							20SQ LP1R	
				2221							20SQ LPF1R	
				2669							20SQ LW1R	
				2669							20SQ LWF1R	
				3605							20SQ VW1R	
				3605							20SQ VWF1R	
	Chela Beam 4-Leg Base 2 Seat 1 Top Seat - Upholstered	<b>CEBL3-04 2SIT</b> 	63								<b>Round Top</b>	
				2691		2851	3010	3175	3335		20RD LP1R	LW1R
				2691		2851	3010	3175	3335		20RD LPF1R	
				3134		3296	3458	3621	3708		20RD LW1R	
				3134		3296	3458	3621	3708		20RD LWF1R	
				4070		4233	4476	4557	4719		20RD VW1R	
				4070		4233	4397	4557	4719		20RD VWF1R	
											<b>Square Top</b>	
				2669		2831	2994	3154	3314		20SQ LP1R	
				2669		2831	2994	3154	3314		20SQ LPF1R	
				3122		3281	3443	3602	3765		20SQ LW1R	
				3122		3281	3443	3602	3765		20SQ LWF1R	
				4053		4217	4375	4536	4700		20SQ VW1R	
				4053		4217	4375	4536	4700		20SQ VWF1R	
	Chela Beam 4-Leg Base 2 Seat 1 Top Seat - Upholstered Back - Upholstered	<b>CEBL3-01 2SIT</b> 	63								<b>Round Top</b>	
				2931		3092	3253	3415	3576		20RD LP1R	
				2931		3092	3253	3415	3576		20RD LPF1R	
				3380		3540	3702	3862	4022		20RD LW1R	
				3380		3540	3702	3862	4022		20RD LWF1R	
				4313		4474	4636	4797	4958		20RD VW1R	
				4313		4474	4636	4797	4958		20RD VWF1R	
											<b>Square Top</b>	
				2911		3075	3236	3395	3559		20SQ LP1R	
				2911		3075	3236	3395	3559		20SQ LPF1R	
				3363		3525	3684	3847	4011		20SQ LW1R	
				3363		3525	3684	3847	4011		20SQ LWF1R	
				4295		4454	4617	4780	4939		20SQ VW1R	
				4295		4454	4617	4780	4939		20SQ VWF1R	

Due to the Flex Motion of every Chela seat, please allow a 4" space between the wall and Chela Beam.

**COM Yardage**

Refer to page 41.

**Finish Options**

	Price
Chrome .....	\$ 165
Nickel .....	\$ 223
Powder Coat - Standard .....	n/c
Powder Coat - Premium .....	\$ 165













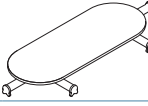


**Custom Charges**

Powder Coat Alternative (per color) .....	OPA	Price
Poly Shell Alternative (per color) .....	OPS	call

**Code****Price**


**Questions?**

800 876 2120

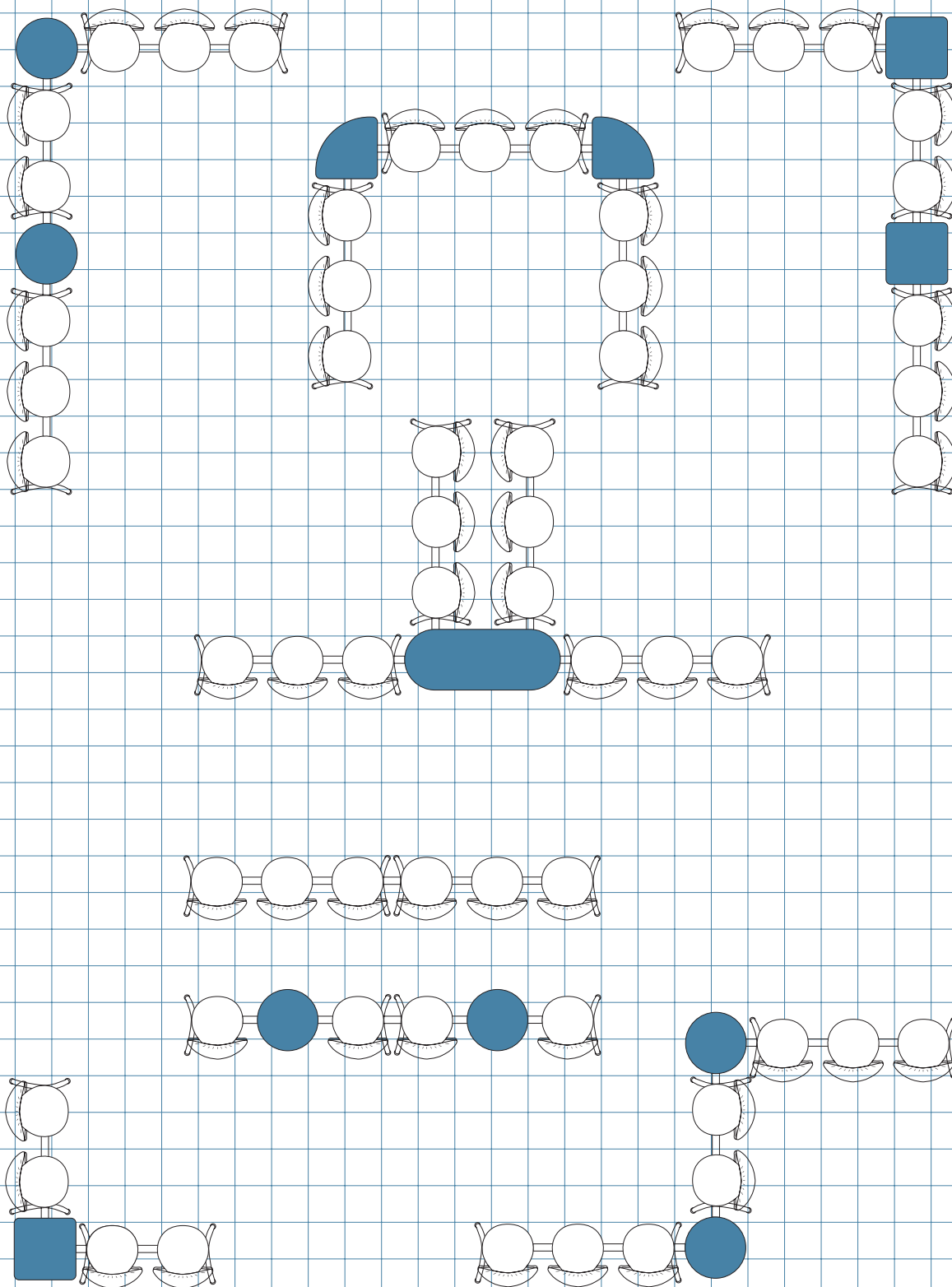
Style	Description	Model #	Product Wt	top > edge >	Laminate Flat PVC	Laminate Fluted PVC	Laminate Flat Wood	Laminate Fluted Wood	Veneer Flat Wood	Veneer Fluted Wood
										
				edge ordering code (radius corner) >	LP1R	LPF1R	LW1R	LWF1R	VW1R	VWF1R
Connectors	1½" Straight Connector	ABS 4LK  each: \$114	3	top thickness >	7/8"	7/8"	7/8"	7/8"	7/8"	7/8"
	Round Top 20" Straight Connector	ABS 20RD 	18		705	705	1153	1153	2089	2089
	Square Top 20" Straight Connector	ABS 20SQ 	20		688	688	1135	1135	2071	2071
	Round Top 20" 90° Angle Connector	ABA 90D20RD 	18		667	667	1120	1120	2052	2052
	Square Top 20" 90° Angle Connector	ABA 90D20SQ 	20		649	649	1100	1100	2035	2035
	Quarter Round 20" 90° Angle Connector	ABA 90D20QR 	18		659	659	1106	1106	2044	2044
	Racetrack 20"x 52" TT Connector	ABT2 90D52RA 	46		1240	1240	1690	1690	2623	2623
	Round Top 20" 90° X Connector	ABX1 90D20RD 	25		819	819	1268	1268	2205	2205
	Square Top 20" 90° X Connector	ABX1 90D20SQ 	27		804	804	1253	1253	2188	2188

Due to the Flex Motion  
of every Chela seat,  
please allow a 4" space  
between the wall and  
Chela Beam.

**To Order, Specify...**

- 1 Model Number and Edge Code
- 2 Laminate or Veneer Code and Edge Color

Questions?  
800.876.2120



12"  
12"



**Specifications**

Companion 4-leg guest chairs, tablet arm chairs, bariatric and stools are available with radius or flared backs. Chairs and stools can be specified with or without arms. Multiple material options are available on the seats, backs and armcaps ranging from upholstery to wood and urethane. An armless youth chair with a radius or flared back is also available.

**Features**

Finished wood back, seat and armcaps are made from rotary cut molded 7-ply maple. Chairs and stools have a stainless steel pivot glide and the bariatric chairs have a clear polycarbonate glide. Kick-back leg design creates a wall saver on all models. Chairs can be stacked on the floor or on the Companion Chair Trolley. Stools can be stacked on the floor. See below for stacking information.

**Stacking Information**

**Floor**

Arm and armless with glides (includes youth) . . . . .	8
Arm and armless with single wheel casters . . . . .	5
Arm and armless with dual wheel casters . . . . .	4
With tablet arm . . . . .	4
All stools . . . . .	6

**Trolley**

Arm and armless with glides (included youth) . . . . .	10
Arm and armless with single wheel casters . . . . .	5
Arm and armless with dual wheel casters . . . . .	4

**Quickship Program**

Available for select products in the Companion series, see pricing pages.

The Versteel Quickship Program consists of up to 50 tables, 25 tables with modesty panels or 100 chairs in 10 working days from time of order (received by 12pm EST). Orders must be accompanied by final material and finish specifications for order entry. They must be clearly marked "Quickship" and consist of products from the program. Quickship orders cannot be changed or cancelled, and credit approval must be acquired within 24 hours.

For additional information see Versteel.com.

**Shipping Schedule**

All Seating	4-5 WEEKS
Quickship Products	10 WORKING DAYS

Contact Versteel Customer Service for special lead time requests.

**NOTE** CHAIR ORDERS WITH COM UPHOLSTERY WILL BE SCHEDULED UPON RECEIPT OF COM UPHOLSTERY YARDAGE

**BIFMA**

All Versteel products are constructed to pass the relevant ANSI/BIFMA standards. For more detailed specifications by series and base style, contact Versteel Customer Service at 800.876.2120.

Additional information regarding warranty, terms and conditions, shipping, care and maintenance, etc. can be found in the All Seating price list.

Companion Chair - Armless  
Radius or Flared Back

Chair Dimensions  
Overall height: 31½"  
Overall width: 20½"  
Overall depth: 22½"  
Seat height: 18"  
Seat width: 16"  
Seat depth: 17"  
Actual weight: 19 lbs.



Companion Chair - Arm  
Radius or Flared Back

Chair Dimensions  
Overall height: 32"  
Overall width w/ armcaps: 23"  
Overall width w/o armcaps: 21¾"  
Overall depth: 21¾"  
Seat height: 18"  
Seat width: 17"  
Seat depth: 18"  
Between arms: 19 5/8"  
Arm height w/ armcaps: 26"  
Arm height w/o armcaps: 25"  
Actual weight: 20 lbs.



Companion Chair - Flip-Up Tablet Arm  
Radius or Flared Back

Chair Dimensions  
Overall height: 32"  
Overall width w/ tablet up: 23"  
Overall depth w/ tablet up: 30"  
Seat height: 18"  
Seat width: 17"  
Seat depth: 18"  
Arm height: 26"  
Actual weight: 22 lbs.  
  
Tablet Dimensions  
Tablet size: 13" d x 13 1/2" w x 3/4" thick  
Tablet is available in black only



Key	Description
1	base frame, 7/8" o.d. 13 gauge steel tube
2	upholstered back, molded 5-ply with 1" thick, 1.5 lb. density foam
3	upholstered armcaps, molded 5-ply with 1/4" thick, 1.5 lb. density foam
4	upholstered seat, molded 5-ply with 1 1/2" thick 2 lb. density foam

Key	Description
5	finished wood back, seat and armcaps, rotary cut maple, molded 7-ply
6	foot rest, 5/8" o.d. 14 gauge steel tube
7	pivot glide, stainless steel

**Companion Stool - 24", Armless  
Radius or Flared Back**

Stool Dimensions  
Overall height: 38"  
Overall width: 20 1/2"  
Overall depth: 26"  
Seat height: 24"  
Seat width: 16"  
Seat depth: 17"  
Seat to footrest: 15 1/2"  
Actual weight: 20 lbs.  
Suggested for use with 33" - 38" table heights.



**Companion Stool - 29", Armless  
Radius or Flared Back**

Stool Dimensions  
Overall height: 43"  
Overall width: 20 1/2"  
Overall depth: 26"  
Seat height: 29"  
Seat width: 16"  
Seat depth: 17"  
Seat to footrest: 15 1/2"  
Actual weight: 21 lbs.  
Suggested for use with 38" - 42" table heights.



**Companion Stool - 24", Arm  
Radius or Flared Back**

Stool Dimensions  
Overall height: 38"  
Overall width w/ armcaps: 23"  
Overall width w/o armcaps: 21 3/8"  
Overall depth: 26"  
Seat height: 24"  
Seat width: 17"  
Seat depth: 18"  
Between arms: 19 5/8"  
Arm height w/ armcaps: 32"  
Arm height w/o armcaps: 31"  
Seat to footrest: 15 1/2"  
Actual weight: 22 lbs.  
Suggested for use with 33" - 38" table heights



**Stacking (Trolley)**

Upholstered & Wood  
Arm and armless with glides (includes youth).....10  
Arm and armless with single wheel casters .....5  
Arm and armless with dual wheel casters.....4

**Stacking (Floor)**

Arm and armless with glides (includes youth).....8  
Arm and armless with single wheel casters .....5  
Arm and armless with dual wheel casters.....4  
With tablet arm .....4  
All stools.....6

**Companion Stool - 29" , Arm  
Radius or Flared Back**

Stool Dimensions  
Overall height: 43"  
Overall width w/ armcaps: 23"  
Overall width w/o armcaps: 21 3/8"  
Overall depth: 26"  
Seat height: 29"  
Seat width: 17"  
Seat depth: 18"  
Between arms: 19 5/8"  
Arm height w/ armcaps: 37"  
Arm height w/o armcaps: 36"  
Seat to footrest: 15 1/2"  
Actual weight: 16 lbs. w/ arms  
Actual weight: 15 lbs. w/o arms  
Suggested for use with 38"- 42" table heights.



**Companion X 26" - Arm only  
Radius or Flared Back**

Chair Dimensions  
Overall height: 31 1/2"  
Overall width w/ armcaps: 30 1/4"  
Overall depth: 22 1/2"  
Seat height: 17"  
Seat width: 24 1/2"  
Seat depth: 18"  
Between arms: 26 3/4"  
Arm height w/ armcaps: 26"  
Actual weight: 35 lbs. w/ arms



**Companion X 30" - Arm  
Radius or Flared Back**

Chair Dimensions  
Overall height: 31 1/2"  
Overall width w/ armcaps: 33 3/4"  
Overall depth: 22 1/2"  
Seat height: 17"  
Seat width: 26 3/4"  
Seat depth: 18"  
Between arms: 30"  
Arm height w/ armcaps: 26"  
Actual weight: 42 lbs. w/ arms




Key	Description
1	base frame, 7/8" o.d. 13 gauge steel tube
2	upholstered back, molded 5-ply with 1" thick, 1.5 lb. density foam
3	upholstered armcaps, molded 5-ply with 1/4" thick, 1.5 lb. density foam
4	upholstered seat, molded 5-ply with 1 1/2" thick 2 lb. density foam

Key	Description
5	finished wood back, seat and armcaps, rotary cut maple, molded 7-ply
6	foot rest, 5/8" o.d. 14 gauge steel tube
7	pivot glide, stainless steel
8	glide, clear polycarbonate

**Companion X 42" - Arm only  
Radius or Flared Back**

Chair Dimensions  
Overall height: 31½"  
Overall width w/ armcaps: 45¼"  
Overall depth: 22½"  
Seat height: 17"  
Seat width: 38¾"  
Seat depth: 18"  
Between arms: 42"  
Arm height w/ armcaps: 26"  
Actual weight: 55 lbs. w/ arms



**Companion Youth Chair - Armless Only  
Radius or Flared Back**

Chair Dimensions  
Overall height: 25"  
Overall width: 18¾"  
Overall depth: 17½"  
Seat height: 14¼"  
Seat width: 14"  
Seat depth: 14½"  
Actual weight: 12 lbs.  
Suggested for use with 22" - 24" table heights



**Stacking (Trolley)**

Upholstered & Wood  
Arm and armless with glides (includes youth).....10  
Arm and armless with single wheel casters .....5  
Arm and armless with dual wheel casters.....4

**Stacking (Floor)**

Arm and armless with glides (includes youth).....8  
Arm and armless with single wheel casters .....5  
Arm and armless with dual wheel casters .....4  
With tablet arm .....4  
All stools.....6

**Standard Versteel Upholstery**

Standard Versteel Upholstery offers a range of materials, from fabrics in a variety of colors and textures to vinyls for soil resistance. Please refer to Versteel's fabric cards or the "Materials + Finishes" section of our website for information.

**Grade-In Upholstery**

Versteel has coordinated with upholstery manufacturers to simplify your order process. Many of the manufacturers' offerings have been pre-approved for application on Versteel Seating.

Contact Versteel Customer Service with your selected fabric choice to be graded in. You will be supplied with the appropriate grade-in designator. On your purchase order, complete the information with the pattern name, color description and grade-in designator, and Versteel will take it from there.

**Customer's Own Material**

Customer's Own Materials (COM's) are not an issue on Companion. Many COM's are pre-approved for application on Versteel Seating. Call Versteel Customer Service with your COM selection to determine if it has been pre-approved. If your selection has not been pre-approved, reference the "Receiving COM Approval" section below.

**Receiving COM Approval**

Not all materials are suitable for upholstery on Companion. A 12" x 12" memo sample must be supplied for approval before a COM material is accepted for an order. If the material is directional in pattern or weave, the pattern repeat (in inches) in both directions or the weave direction must be supplied.

**Excess COM**

Versteel will not store excess COM for more than 30 days after the order has been completed. If excess material is to be returned after order completion, send the request to Versteel Customer Service prior to acknowledged ship date. It is the customer's responsibility to arrange for the return of the material "freight collect."

**COM Requiring Application Test**

If an application test is required for your selected COM, send test sample material along with the following.

1. Name and return address
2. Model selected
3. Sketch showing special requirements for the positioning of the materials' pattern on the seat and ledge, if special considerations are required.

**NOTE** ALL UPHOLSTERIES ARE CUT UP THE ROLL TO MAXIMIZE YIELD AND WEAR PERFORMANCE

**Ship COM to:**

Versteel

2332 Cathy Lane

Jasper, IN 47546

COM must be shipped to the factory with transportation costs "prepaid." If material is considered defective or unusable, it will be returned "transportation collect."

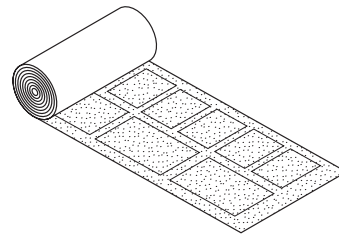
For standard lead time orders, tag fabric with purchase order number and identify with project number if possible.

**Application of Directional Fabrics**

Due to the upholstering process, some fabrics not considered directional by the supplier may be considered directional by Versteel.

All COM's are cut "up the roll" unless otherwise directed by the customer (see illustration below).

**EXAMPLE** PATTERN CUT UP THE ROLL



If special cutting or upholstery application is required, you must indicate requirement at time of order entry.

### Companion COM Yardage Requirements

COM yardage requirements are calculated for chairs and stools based on a material width of 54" and a repeat of 2" or less. For material less than 54" wide, contact Versteel for yardage requirements. Use the chart below as a guide to calculate your COM yardage. For quantities greater than 20 chairs or stools, contact Versteel Customer Service for calculation of COM yardage by model.

Quantity of Chairs	1	2	3	4	5	6	7	8	9	10	11	12	13	14	15	16	17	18	19	20
<b>Companion Chairs and Stools With or Without Arms</b> (yardage includes upholstered armcaps if specified)																				
Upholstered Seat & Back	1.5	2.5	3.5	4.5	5.0	6.0	6.5	7.5	9.0	9.5	11.0	11.0	13.0	13.0	15.5	14.5	16.0	17.5	17.5	19.0
Upholstered Seat Armless	1.0	1.5	1.5	2.5	2.5	3.0	3.0	4.0	4.5	4.5	5.0	5.0	6.0	6.0	6.5	6.5	7.5	8.0	8.0	8.5
Upholstered Seat with Arms	1.0	1.5	1.5	2.5	2.5	3.0	3.0	4.0	4.5	4.5	5.0	5.0	6.0	6.0	6.5	6.5	7.5	8.0	8.0	8.5
Upholstered Back Only	1.0	2.0	2.0	2.5	3.5	4.0	4.5	5.0	5.5	6.0	6.5	7.0	7.5	8.0	8.5	9.0	9.5	10.0	10.5	11.5
<b>Companion X (Bariatric) Chairs</b> (yardage includes upholstered armcaps)																				
Uph Seat, Back & Armcaps	2.5	5.0	7.0	9.0	11.0	13.5	15.5	17.0	19.0	21.5	23.0	24.5	26.5	28.5	30.5	32.5	34.5	36.0	38.0	40.0

### Patterned COM Additional Yardage Guide

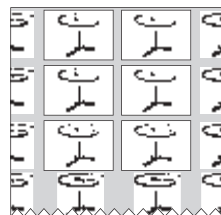
Use the guide below to aid in ordering the appropriate COM fabric when needing to match a pattern with a repeat. To use this guide, add the vertical and horizontal repeats together (e.g. a 5" vertical repeat plus an 11" horizontal repeat gives a 16" total). Then find the appropriate entry on the chart, and increase the yardage estimate by the percentage indicated.

For example: The yardage estimate is 8 yards of 54" wide fabric and the pattern has a repeat of 11" horizontal and 5" vertical. Add up the repeats (11" + 5" = 16") and find the appropriate entry - 15% in this example. Fifteen percent more fabric is required to match the pattern. 8 yards plus an extra 15% is 9.2 yards.

Fabric Width	Plain Fabric	3" - 14" Repeat	15" - 19" Repeat	20" - 27" Repeat	28" - 36" Repeat	37" - 45" Repeat	46" - 54" Repeat
54"	0%	10%	15%	20%	25%	30%	35%
50" - 52"	10%	20%	25%	30%	35%	40%	45%

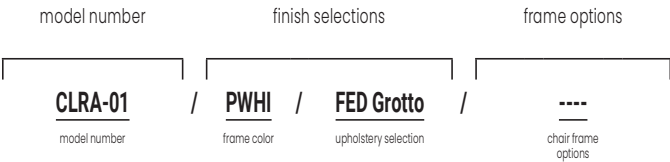
### Decorative Patterns

Yardage requirements are greatly affected by the size of the repeat and the print or pattern of the material. Versteel cuts all seating patterns with aesthetic concerns in mind for high quality and consistency. Refer to the COM listing for the yardage required for pattern repeat.



To Order, Specify...

- 1 Model Number
- 2 Frame Color
- 3 Wood Finish
- 4 Upholstery Selection
- 5 Urethane Armcap Color
- 6 Frame Options



A **CLRA-01** is a Companion series, radius back armless 4-leg chair with an upholstered seat and back..

The codes **PWHI** / **FED Grotto** specify a Whisper frame and Grade 4 Editor Grotto upholstery.

Model Number **CLRA-01**



Orders may be sent via

Mailing Address

Versteel  
2332 Cathy Lane  
Jasper, IN 47546

Contact Versteel

Email	contact@versteel.com
Phone	800 876 2120
	812 634 2120
Fax	812 482 9318

**Studio Steel®**

Versteel's "urban fabrication" process leaves the telltale signs of welding and assembly on the surface, highlighting a manufacturing aesthetic. Choosing a clear or transparent powder coat is recommended, allowing tonal striations (created as a result of extreme heat), natural textures, and the inherent qualities of raw steel to show through.

Studio Steel Process . . . . . \$165 per chair

**Powder Coat Finishes**

All powder coat finishes in the Versteel offering have been formulated with the use of epoxy, polyester or epoxy and polyester blends to maximize the finish durability.

Powder Coat - Standard . . . . . n/c

Powder Coat - Premium. . . . . \$165 per chair

**Companion Powder Coat Colors**

Alloy. . . . .	PALY	Mint. . . . .	PMNT
Amethyst . . . . .	PAME	Navy . . . . .	PNAV
Anthracite. . . . .	PANT	Nimbus. . . . .	PNIM
Black Anodized. . . . .	PBLA	Nutmeg . . . . .	PNUT
Bronze . . . . .	PBRO	◆ Pacific . . . . .	PPAC
Calypso . . . . .	PCAL	Pearl . . . . .	PPEA
Carbon. . . . .	PCAR	Pebble . . . . .	PPEB
Champagne . . . . .	PCHA	◆ Platinum . . . . .	PPLA
Coconut . . . . .	PCOC	Poppy. . . . .	PPOP
◆ Copper. . . . .	PCOP	◆ Raven. . . . .	PRAV
Crimson . . . . .	PCRI	Royal . . . . .	PROY
◆ Crystal . . . . .	PCRY	Seaside . . . . .	PSEA
Daffodil. . . . .	PDAF	Shipyard. . . . .	PSHI
Ebony. . . . .	PEBO	Silver . . . . .	PSIL
Forest. . . . .	PFOR	Snow . . . . .	PSNO
Fossil . . . . .	PFOS	Stone . . . . .	PSTO
◆ Garnet . . . . .	PGAR	Storm. . . . .	PSTM
◆ Gold. . . . .	PGOL	Terra Cotta . . . . .	PTEC
Graphite . . . . .	PGRA	Whisper . . . . .	PWHI
◆ Hope . . . . .	PHOP	White Linen . . . . .	PWHL
Kelly Green . . . . .	PKEG	Powder Coat Alternative .	OPA
◆ Matte . . . . .	PMAT		
Mica. . . . .	PMIC		

**Transparent Powder Coats (indicated by ◆)**

Please note that the transparent characteristics of these powders allow all natural welds and textures inherent to raw steel to be visible.

**Premium Powder Coats (indicated by ●)**

Versteel's premium process uses specially formulated powder coats for a truly unique color palette.

**Plated**

Versteel offers two plated options: Chrome and Nickel. Chrome is our most durable finish available and is a deep luster chrome plated finish. Nickel is a plated finish with a clear coat applied for durability. An upcharge applies for plated finishes. See product pricing pages for upcharge.

Chrome . . . . . ECHR

Nickel . . . . . ENKL

**Wood Finish**

Versteel uses a post-catalyst varnish NDF topcoat that meets AWI (Architectural Woodwork Institute) TR6 performance standards.

**Companion Wood Finishes**

All Companion wood finishes on Maple.

Beach. . . . .	WBEA	Forest. . . . .	WFOR
Blossom Cherry . . . . .	WBLC	Golden Cherry . . . . .	WGNC
Brighton Walnut . . . . .	WBRW	Java Cherry. . . . .	WJAC
Caramel Maple . . . . .	WCMM	Millwork Cherry. . . . .	WMWC
Chestnut. . . . .	WCHE	Pebble . . . . .	WPEB
Cordovan Cherry . . . . .	WCNC	Seaside . . . . .	WSEA
Drift . . . . .	WDRI	Solar Maple. . . . .	WSLM
Espresso Walnut. . . . .	WESW	Sugar Maple . . . . .	WSUM
Fawn . . . . .	WFAW	Terra Cotta . . . . .	WTEC
Fog . . . . .	WFOG	Whisper . . . . .	WWHI

**Companion Urethane Armcaps**

Companion armcaps are molded with soft urethane. The materials provide a comfortable, supportive seating surface through the movement of the chair.

**Companion Urethane Armcap Colors**

Alloy. . . . .	UALY	Pearl . . . . .	UPEA
Ebony. . . . .	UEBO	Stone . . . . .	USTO
Fossil . . . . .	UFOS	Storm. . . . .	USTM
Graphite . . . . .	UGRA	Whisper . . . . .	UWHI
Nimbus. . . . .	UNIM	White Linen . . . . .	UWHL

**Finish Reference & Samples**

For finish color reference, please refer to our website. Contact Versteel Customer Service to receive actual color samples for color matches and final color approval.

**Powder Coat Alternative****Call for quotation**

Specify code **OPA** (*Powder Coat Alternative*), add cost from Versteel quotation

Powder Coat Alternative is available from Versteel. The entire RAL color reference along with hundreds of other color and finishes are available.

For Powder Coat Alternative matching, you must supply a color reference sample, or an RAL number. Versteel will review the sample for possible existing colors available and send a sample for customer approval. If no color match exists a custom match can be developed. Call Versteel Customer Service for associated upcharges on custom color development.

**NOTE** CUSTOM COLOR MATCHING APPROVALS MAY AFFECT STANDARD PRODUCTION SCHEDULES

**Stain Finish Match****\$996 / one time charge per finish, per order**

Specify code **OSM** (*Stain Finish Match*), add \$996.00 list per finish, per order

Alternative Stain Finishes are available. For Stain Finish Matching you must supply two 4" x 4" finish color and grain reference samples. An expertly finish matched sample will be provided for customer approval.

**NOTE** CUSTOM COLOR MATCHING APPROVALS MAY AFFECT STANDARD PRODUCTION SCHEDULES

**Custom Engraving or Cutout****Call for Quotation**

Specify code **KLC** (*Laser Cutout*), add cost from Versteel quotation

Personalize seating with your custom art via etching, engraving or laser cutting.

**Hard Surface Glides - Nylon (set of 4)**

**\$23 / chair or stool**

Specify code **GLD32** (Hard Surface Glides - Nylon), add \$23 list per chair or stool.

Glide surface is nylon and designed for use on hard surface flooring. See individual product pages for availability and ordering code.



**Hard Surface Glides - Felt (set of 4)**

**\$23 / chair or stool**

Specify code **GLD33** (Hard Surface Glides - Felt), add \$23 list per chair or stool.

Glide surface is felt and designed for use on hard surface flooring. See individual product pages for availability and ordering code.



**Felt Hard Surface Replacement Caps (set of 4)**

**\$23 / chair or stool**

Specify code **ABGFRC** (Felt Hard Surface Replacement Caps), add \$23 list per chair or stool

Felt replacement caps for felt hard surface glides.

**Accessory Glide Replacement Tool**

**\$26 / tool**

Specify code **AGRT** (Accessory Glide Replacement Tool), add \$26 list per tool

Use to remove worn felt hard surface glide caps.

**Casters - Non-Locking Single Wheel (set of 4)**

**\$191 / chair**

Specify code **CAS33** (Casters - Non-Locking Single Wheel), add \$191 list per chair

Non-locking single wheel, unique profile 2" diameter caster threaded into the receiver leg base. Please refer to the individual pricing pages for availability. Must be specified at the time of order. Caster option does not change the chair seat height.



**Casters - Non-Locking Dual Wheel Black Nylon Hard Wheel (Set of 4)**

**\$171 / chair**

Specify code **CAS54** (Casters - Dual Wheel Black Nylon Hard Wheel), add \$171 list per 4-leg chair.

Black non-locking dual wheel, 2" diameter hard wheel casters may be specified on the 4-leg guest chair. Please refer to the individual pricing pages for availability. Caster option must be specified at the time of the order and does not change the chair seat height.

**Casters - Non-Locking Dual Wheel Black Nylon Soft Wheel (Set of 4)**

**\$171 / chair**

Specify code **CAS58** (Casters - Dual Wheel Black Nylon soft Wheel), add \$171 list per 4-leg chair.

Black non-locking dual wheel, 2" diameter soft wheel casters may be specified on the 4-leg guest chair. Please refer to the individual pricing pages for availability. Caster option must be specified at the time of the order and does not change the chair seat height.

**Chair Link - Companion**

**\$35 / chair**

Specify code **ACLCO** (Chair Link - Companion), add \$35 list per chair

Link will ship installed on chair when specified on order. Can be field installed without the use of tools. Link stores under chair seat.



**Book Basket - Companion**

**\$148 / basket**

Specify code **BCL** (Book Basket - Companion) add \$148 list per chair

The Companion book basket is made of formed resistance welded wire. Finish is Chrome unless otherwise specified. Basket may be field installed. Inside dimensions are 11½" w x 13½" d x 6" h



Chair Trolley - Companion

\$717 / each

Specify code **ACTCO** (Chair Trolley - Companion), add \$717 list each



Companion upholstered or wood chairs with glides stack 10 high. Chairs with single wheel casters stack 5 high while chairs with dual wheel casters stack 4 high. Trolley with a stack of 10 chairs measures approximately 24"w x 36"d x 61"h.

**STACKING INFORMATION - COMPANION** ALL COMPANION ARM AND ARMLESS CHAIRS WITH GLIDES STACK 10 HIGH ON THE TROLLEY AND 8 HIGH ON THE FLOOR. CHAIRS WITH SINGLE WHEEL CASTERS STACK 5 HIGH ON THE TROLLEY AND 5 HIGH ON THE FLOOR. CHAIRS WITH DUAL WHEEL CASTERS STACK 4 HIGH ON THE TROLLEY AND 4 HIGH ON THE FLOOR. CHAIRS WITH TABLET ARM STACK 4 HIGH ON THE FLOOR. ALL COMPANION STOOLS STACK 6 HIGH ON THE FLOOR.

**NOTE** NOT AVAILABLE FOR COMPANION X CHAIRS

Chair Trolley - Companion Youth

\$717 / each

Specify code **ACTCOY** (Chair Trolley - Companion Youth), add \$717 list each



Companion Youth upholstered or wood chairs stack 10 high. Trolley with stack of 10 chairs measures approximately 21½"w x 33½"d x 50½"h.

**STACKING INFORMATION - COMPANION** ALL COMPANION YOUTH CHAIRS STACK 10 HIGH ON THE TROLLEY AND 8 HIGH ON THE FLOOR.



Companion  
Radius Back Chair  
Armless



VERSTEEL

Questions?

800 876 2120

Quickship Program Product

				material > grade >	Fabric Grade 2 or COM	Fabric Grade 3	Fabric Grade 4	Fabric Grade 5	Fabric Grade 6	Wood or Aluminum
Style	Description	Model #	Product Wt							
 CLRA-01	4-Leg Base Without Arms Seat - Upholstered Back - Upholstered	CLRA-01	19	 	737	834	928	1024	1121	
	4-Leg Base Without Arms Seat - Upholstered Back - Wood	CLRA-04	19	 	854	932	1010	1088	1160	
	4-Leg Base Without Arms Seat - Wood Back - Wood	CLRA-07	19	 						991
	4-Leg Base Without Arms Seat - Aluminum Back - Aluminum	CLRA-41	19	 						967
	4-Leg Base Without Arms Seat - Upholstered Back - Aluminum	CLRA-42	19	 	878	953	1032	1108	1185	

Stacking

Refer to page 62.

COM Yardage

Refer to page 69.





To Order, Specify...

- 1 Model Number
- 2 Frame Color
- 3 Wood Finish
- 4 Upholstery Selection
- 5 Frame Options



Questions?

800 876 2120

Style	Description	Model #	Product Wt	material > grade >	Fabric Grade 2 or COM	Fabric Grade 3	Fabric Grade 4	Fabric Grade 5	Fabric Grade 6	Wood or Aluminum
<b>Armless Youth</b>   CLRA-01Y	4-Leg Base Without Arms Seat - Upholstered Back - Upholstered	<b>CLRA-01Y</b> 	12	590	688	785	880	976		
	4-Leg Base Without Arms Seat - Upholstered Back - Wood	<b>CLRA-04Y</b> 	12	683	763	838	918	996		
	4-Leg Base Without Arms Seat - Wood Back - Wood	<b>CLRA-07Y</b> 	12							792

22"-24" table heights  
are recommended for  
use with youth seating

**Stacking**  
Refer to page 62.

**COM Yardage**  
Refer to page 69.

Finish Options	Price
Chrome .....	\$ 165
Nickel .....	\$ 223
Powder Coat - Standard .....	n/c
Powder Coat - Premium .....	\$ 165

Frame Options	Code	Price
Hard Surface Glides - Nylon (set of 4) .....	GLD32	\$ 23
Hard Surface Glides - Felt (set of 4) .....	GLD33	\$ 23
Casters - Single Wheel Soft Wheel (set of 4) .....	CAS33	\$ 191
Not Available on Companion Youth Models		
Casters, Dual Wheel Black Nylon		
Hard Wheel (set of 4) .....	CAS54	\$ 171
Not Available on Companion Youth Models		
Casters - Dual Wheel Black Nylon		
Soft Wheel (set of 4) .....	CAS56	\$ 171
Not Available on Companion Youth		

Accessories	Code	Price
Chair Trolley - Companion .....	ACTCO	\$ 717
Chair Trolley - Companion Youth .....	ACTCOY	\$ 717
Chair Link - Companion .....	ACLCO	\$ 35
Not Available on Companion Youth		

Custom Charges		
Powder Coat Alternative (per color) .....	OPA	call
Stain Finish Match (per finish) .....	OSM	\$ 996

## Companion

### Radius Back Chair Arm


**VERSTEEL**

#### Questions?

800 876 2120

Quickship Program Product

				material > grade >	Fabric Grade 2 or COM	Fabric Grade 3	Fabric Grade 4	Fabric Grade 5	Fabric Grade 6	Wood
Style	Description	Model #	Product Wt							
 CLARA-01	4-Leg Base With Arms Seat - Upholstered Back - Upholstered Armcaps - None	CLARA-01	20	808	903	999	1096	1190		
	4-Leg Base With Arms Seat - Upholstered Back - Upholstered Armcaps - Upholstered	CLARA-02	20	926	1040	1156	1273	1391		
	4-Leg Base With Arms Seat - Upholstered Back - Upholstered Armcaps - Wood	CLARA-03	20	1039	1134	1232	1326	1422		
	4-Leg Base With Arms Seat - Upholstered Back - Wood Armcaps - None	CLARA-04	20	925	1000	1076	1155	1233		
	4-Leg Base With Arms Seat - Upholstered Back - Wood Armcaps - Upholstered	CLARA-05	20	1040	1135	1233	1328	1426		
	4-Leg Base With Arms Seat - Upholstered Back - Wood Armcaps - Wood	CLARA-06	20	1155	1233	1310	1388	1466		
	4-Leg Base With Arms Seat - Wood Back - Wood Armcaps - None	CLARA-07	20							1061
	4-Leg Base With Arms Seat - Wood Back - Wood Armcaps - Wood	CLARA-08	20							1295

#### Stacking

Refer to page 62.

#### COM Yardage

Refer to page 69.

#### To Order, Specify...

- 1 Model Number
- 2 Frame Color
- 3 Wood Finish
- 4 Upholstery Selection
- 5 Urethane Armcap Color
- 6 Frame Options



Questions?

800 876 2120

				material > grade >	Fabric Grade 2 or COM	Fabric Grade 3	Fabric Grade 4	Fabric Grade 5	Fabric Grade 6	Wood
Style	Description	Model #	Product Wt							
 CLARA-01	4-Leg Base With Arms Seat - Upholstered Back - Upholstered Armcaps - Urethane	CLARA-09	20	926	1040	1156	1273	1391		
	4-Leg Base With Arms Seat - Upholstered Back - Wood Armcaps - Urethane	CLARA-10	20	1040	1135	1233	1328	1426		

**Stacking**  
 Refer to page 62.

**COM Yardage**  
 Refer to page 69.

Finish Options	Price
Chrome .....	\$ 165
Nickel .....	\$ 223
Powder Coat - Standard .....	n/c
Powder Coat - Premium .....	\$ 165

Frame Options	Code	Price
Hard Surface Glides - Nylon (set of 4) .....	GLD32	\$ 23
Hard Surface Glides - Felt (set of 4) .....	GLD33	\$ 23
Casters - Single Wheel Soft Wheel (set of 4) .....	CAS33	\$ 191
Casters, Dual Wheel Black Nylon		
Hard Wheel (set of 4) .....	CAS54	\$ 171
Casters - Dual Wheel Black Nylon		
Soft Wheel (set of 4) .....	CAS56	\$ 171

Accessories	Code	Price
Chair Trolley - Companion .....	ACTCO	\$ 717
Chair Link - Companion .....	ACLCO	\$ 35

Custom Charges		
Powder Coat Alternative (per color) .....	OPA	call
Stain Finish Match (per finish) .....	OSM	\$ 996

## Companion









Radius Back Chair  
Flip-Up Tablet Arm



VERSTEEL

### Questions?

800 876 2120

				material > grade >	Fabric Grade 2 or COM	Fabric Grade 3	Fabric Grade 4	Fabric Grade 5	Fabric Grade 6	Wood
Style	Description	Model #	Product Wt							
<b>Flip-Up Tablet Arm Right</b>   CLRA-01TBR Tablet material is ¾" Black Thermofoil with a Black Thermofoil edge.	4-Leg Base Tablet Arm Right Seat - Upholstered Back - Upholstered	 <b>CLRA-01TBR</b>	22	976	1072	1165	1262	1359		
	4-Leg Base Tablet Arm Right Seat - Upholstered Back - Wood	 <b>CLRA-04TBR</b>	22	1095	1172	1250	1325	1404		
	4-Leg Base Tablet Arm Right Seat - Wood Back - Wood	 <b>CLRA-07TBR</b>	22							1228
<b>Flip-Up Tablet Arm Left</b>   CLRA-04TBL Tablet material is ¾" Black Thermofoil with a Black Thermofoil edge.	4-Leg Base Tablet Arm Left Seat - Upholstered Back - Upholstered	 <b>CLRA-01TBL</b>	22	976	1072	1165	1262	1359		
	4-Leg Base Tablet Arm Left Seat - Upholstered Back - Wood	 <b>CLRA-04TBL</b>	22	1095	1172	1250	1325	1404		
	4-Leg Base Tablet Arm Left Seat - Wood Back - Wood	 <b>CLRA-07TBL</b>	22							1228

### Stacking

Refer to page 62.

### COM Yardage

Refer to page 69.



### To Order, Specify...

- ① Model Number
- ② Frame Color
- ③ Wood Finish
- ④ Upholstery Selection
- ⑤ Frame Options



Questions?

800 876 2120

				material > grade >	Fabric Grade 2 or COM	Fabric Grade 3	Fabric Grade 4	Fabric Grade 5	Fabric Grade 6	Wood
Style	Description	Model #	Product Wt							
<b>Retractable Tablet Arm Right</b>   <p>CLRA-01RTBR Tablet material is 3/4" Black Thermofoil with a Black Thermofoil edge.</p>	4-Leg Base Tablet Arm Right Seat - Upholstered Back - Upholstered	<b>CLRA-01RTBR</b>	22	1124	1298	1393	1489	1584		
	4-Leg Base Tablet Arm Right Seat - Upholstered Back - Wood	<b>CLRA-04RTBR</b>	22	1321	1397	1475	1552	1630		
	4-Leg Base Tablet Arm Right Seat - Wood Back - Wood	<b>CLRA-07RTBR</b>	22							1455
<b>Retractable Tablet Arm Left</b>   <p>CLRA-04RTBL Tablet material is 3/4" Black Thermofoil with a Black Thermofoil edge.</p>	4-Leg Base Tablet Arm Left Seat - Upholstered Back - Upholstered	<b>CLRA-01RTBL</b>	22	1124	1298	1393	1489	1584		
	4-Leg Base Tablet Arm Left Seat - Upholstered Back - Wood	<b>CLRA-04RTBL</b>	22	1321	1397	1475	1552	1630		
	4-Leg Base Tablet Arm Left Seat - Wood Back - Wood	<b>CLRA-07RTBL</b>	22							1455

**Stacking**  
Refer to page 62.

**COM Yardage**  
Refer to page 69.

Finish Options	Price	Frame Options	Code	Price	Custom Charges	Code	Price
Chrome .....	\$ 165	Hard Surface Glides - Nylon (set of 4).....	GLD32	\$ 23	Powder Coat Alternative (per color) .....	OPA	call
Nickel.....	\$ 223	Hard Surface Glides - Felt (set of 4).....	GLD33	\$ 23	Stain Finish Match (per finish).....	OSM	\$ 996
Powder Coat - Standard.....	n/c	Casters - Single Wheel Soft Wheel (set of 4) ..	CAS33	\$ 191			
Powder Coat - Premium .....	\$ 165	Casters, Dual Wheel Black Nylon					
		Hard Wheel (set of 4).....	CAS54	\$ 171			
		Casters - Dual Wheel Black Nylon					
		Soft Wheel (set of 4).....	CAS56	\$ 171			

## Companion







Radius Back Stool - 24"  
Armless



VERSTEEL

### Questions?

800 876 2120

				material > grade >	Fabric Grade 2 or COM	Fabric Grade 3	Fabric Grade 4	Fabric Grade 5	Fabric Grade 6	Wood or Aluminum
Style	Description	Model #	Product Wt							
<div> CLRA-04S24</div>	4-Leg Base 24" Seat Height Without Arms Seat - Upholstered Back - Upholstered	 <b>CLRA-01S24</b>	20	1016	1113	1208	1304	1399		
	4-Leg Base 24" Seat Height Without Arms Seat - Upholstered Back - Wood	 <b>CLRA-04S24</b>	20	1134	1212	1293	1370	1446		
	4-Leg Base 24" Seat Height Without Arms Seat - Wood Back - Wood	 <b>CLRA-07S24</b>	20						1269	
	4-Leg Base 24" Seat Height Without Arms Seat - Aluminum Back - Aluminum	 <b>CLRA-41S24</b>	20						1269	
	4-Leg Base 24" Seat Height Without Arms Seat - Upholstered Back - Aluminum	 <b>CLRA-42S24</b>	20	1155	1233	1310	1388	1466		

33"- 38" table heights  
are recommended for  
use with 24" stool

**Stacking**  
Refer to page 62.

**COM Yardage**  
Refer to page 69.

33"-38" table heights  
are recommended for  
use with 24" stool

### Stacking

Refer to page 62.

### COM Yardage

Refer to page 69.


### To Order, Specify...

- ① Model Number
- ② Frame Color
- ③ Wood Finish
- ④ Upholstery Selection
- ⑤ Frame Options



Questions?

800 876 2120

Style	Description	Model #	Product Wt	material > grade >	Fabric Grade 2 or COM	Fabric Grade 3	Fabric Grade 4	Fabric Grade 5	Fabric Grade 6	Wood or Aluminum
<b>Armless</b>   CLRA-07S29	4-Leg Base 29" Seat Height Without Arms Seat - Upholstered Back - Upholstered	<b>CLRA-01S29</b>	21		1016	1113	1208	1304	1399	
	4-Leg Base 29" Seat Height Without Arms Seat - Upholstered Back - Wood	<b>CLRA-04S29</b>	21		1134	1212	1293	1370	1446	
	4-Leg Base 29" Seat Height Without Arms Seat - Wood Back - Wood	<b>CLRA-07S29</b>	21							1269
	4-Leg Base 29" Seat Height Without Arms Seat - Aluminum Back - Aluminum	<b>CLRA-41S29</b>	21							1269
	4-Leg Base 29" Seat Height Without Arms Seat - Upholstered Back - Aluminum	<b>CLRA-42S29</b>	21		1155	1233	1310	1388	1466	

38"- 42" table heights  
are recommended for  
use with 29" stool

**Stacking**  
Refer to page 62.

**COM Yardage**  
Refer to page 69.

Finish Options	Price
Chrome .....	\$ 165
Nickel .....	\$ 223
Powder Coat - Standard .....	n/c
Powder Coat - Premium .....	\$ 165

Frame Options	Code	Price
Hard Surface Glides - Nylon (set of 4) .....	GLD32	\$ 23
Hard Surface Glides - Felt (set of 4) .....	GLD33	\$ 23

Accessories	Code	Price
Chair Link - Companion .....	ACLCO	\$ 35

Custom Charges		
Powder Coat Alternative (per color) .....	OPA	call
Stain Finish Match (per finish) .....	OSM	\$ 996

## Companion










Radius Back Stool - 24"  
Arm



VERSTEEL

### Questions?

800 876 2120

				material > grade >	Fabric Grade 2 or COM	Fabric Grade 3	Fabric Grade 4	Fabric Grade 5	Fabric Grade 6	Wood
Style	Description	Model #	Product Wt							
 <p>CLARA-05S24</p>	4-Leg Base 24" Seat Height With Arms Seat - Upholstered Back - Upholstered Armcaps - None	 <b>CLARA-01S24</b>	22	1088	1183	1278	1374	1472		
	4-Leg Base 24" Seat Height With Arms Seat - Upholstered Back - Upholstered Armcaps - Upholstered	 <b>CLARA-02S24</b>	22	1205	1322	1439	1553	1669		
	4-Leg Base 24" Seat Height With Arms Seat - Upholstered Back - Upholstered Armcaps - Wood	 <b>CLARA-03S24</b>	22	1321	1417	1513	1609	1703		
	4-Leg Base 24" Seat Height With Arms Seat - Upholstered Back - Wood Armcaps - None	 <b>CLARA-04S24</b>	22	1205	1280	1361	1439	1515		
	4-Leg Base 24" Seat Height With Arms Seat - Upholstered Back - Wood Armcaps - Upholstered	 <b>CLARA-05S24</b>	22	1323	1419	1515	1612	1707		
	4-Leg Base 24" Seat Height With Arms Seat - Upholstered Back - Wood Armcaps - Wood	 <b>CLARA-06S24</b>	22	1439	1515	1592	1669	1747		
	4-Leg Base 24" Seat Height With Arms Seat - Wood Back - Wood Armcaps - None	 <b>CLARA-07S24</b>	22							1341
	4-Leg Base 24" Seat Height With Arms Seat - Wood Back - Wood Armcaps - Wood	 <b>CLARA-08S24</b>	22							1573

33"-38" table heights  
are recommended for  
use with 24" stool

**Stacking**  
Refer to page 62.

**COM Yardage**  
Refer to page 69.


### To Order, Specify...

- ① Model Number
- ② Frame Color
- ③ Wood Finish
- ④ Upholstery Selection
- ⑤ Urethane Armcap Color
- ⑥ Frame Options



[Questions?](#)

800 876 2120

				material > grade >	Fabric Grade 2 or COM	Fabric Grade 3	Fabric Grade 4	Fabric Grade 5	Fabric Grade 6	Wood
Style	Description	Model #	Product Wt							
 CLARA-05S24	4-Leg Base 24" Seat Height With Arms Seat - Upholstered Back - Upholstered Armcaps - Urethane	CLARA-09S24	22		1205	1322	1439	1553	1669	
	4-Leg Base 24" Seat Height With Arms Seat - Upholstered Back - Wood Armcaps - Urethane	CLARA-10S24	22		1323	1419	1515	1612	1707	

33"-38" table heights  
are recommended for  
use with 24" stool

**Stacking**  
Refer to page 62.

**COM Yardage**  
Refer to page 69.

Finish Options	Price
Chrome .....	\$ 165
Nickel .....	\$ 223
Powder Coat - Standard .....	n/c
Powder Coat - Premium .....	\$ 165

Frame Options	Code	Price
Hard Surface Glides - Nylon (set of 4) .....	GLD32	\$ 23
Hard Surface Glides - Felt (set of 4) .....	GLD33	\$ 23

Accessories	Code	Price
Chair Link - Companion .....	ACLCO	\$ 35

Custom Charges		
Powder Coat Alternative (per color) .....	OPA	call
Stain Finish Match (per finish) .....	OSM	\$ 996

## Companion


Radius Back Stool - 29"  
Arm



VERSTEEL

## Questions?

800 876 2120

				material > grade >	Fabric Grade 2 or COM	Fabric Grade 3	Fabric Grade 4	Fabric Grade 5	Fabric Grade 6	Wood
Style	Description	Model #	Product Wt							
 <p>CLARA-01S29</p>	<b>Arm</b> 4-Leg Base 29" Seat Height With Arms Seat - Upholstered Back - Upholstered Armcaps - None	<b>CLARA-01S29</b>	23	1088	1183	1278	1374	1472		
	4-Leg Base 29" Seat Height With Arms Seat - Upholstered Back - Upholstered Armcaps - Upholstered	<b>CLARA-02S29</b>	23	1205	1322	1439	1553	1669		
	4-Leg Base 29" Seat Height With Arms Seat - Upholstered Back - Upholstered Armcaps - Wood	<b>CLARA-03S29</b>	23	1321	1417	1513	1609	1703		
	4-Leg Base 29" Seat Height With Arms Seat - Upholstered Back - Wood Armcaps - None	<b>CLARA-04S29</b>	23	1205	1280	1361	1439	1515		
	4-Leg Base 29" Seat Height With Arms Seat - Upholstered Back - Wood Armcaps - Upholstered	<b>CLARA-05S29</b>	23	1323	1419	1515	1612	1707		
	4-Leg Base 29" Seat Height With Arms Seat - Upholstered Back - Wood Armcaps - Wood	<b>CLARA-06S29</b>	23	1439	1515	1592	1669	1747		
	4-Leg Base 29" Seat Height With Arms Seat - Wood Back - Wood Armcaps - None	<b>CLARA-07S29</b>	23							1341
	4-Leg Base 29" Seat Height With Arms Seat - Wood Back - Wood Armcaps - Wood	<b>CLARA-08S29</b>	23							1573

38"-42" table heights  
are recommended for  
use with 29" stool

**Stacking**  
Refer to page 62.

**COM Yardage**  
Refer to page 69.




## To Order, Specify...

- ① Model Number
- ② Frame Color
- ③ Wood Finish
- ④ Upholstery Selection
- ⑤ Urethane Armcap Color
- ⑥ Frame Options



Questions?

800 876 2120

				material > grade >	Fabric Grade 2 or COM	Fabric Grade 3	Fabric Grade 4	Fabric Grade 5	Fabric Grade 6	Wood
Style	Description	Model #	Product Wt							
<div><div>Arm</div><div></div></div> <div>CLARA-09S29</div>	4-Leg Base 29" Seat Height With Arms Seat - Upholstered Back - Upholstered Armcaps - Urethane	<div></div> <b>CLARA-09S29</b>	23	1205	1322	1439	1553	1669		
	4-Leg Base 29" Seat Height With Arms Seat - Upholstered Back - Wood Armcaps - Urethane	<div></div> <b>CLARA-10S29</b>	23	1323	1419	1515	1612	1707		

38"- 42" table heights  
are recommended for  
use with **29" stool**

**Stacking**  
Refer to page 62.

**COM Yardage**  
Refer to page 69.

38"-42" table heights  
are recommended for  
use with 29" stool

**Stacking**  
Refer to page 62.

**COM Yardage**  
Refer to page 69.

**Finish Options**

	Price
Chrome .....	\$ 165
Nickel .....	\$ 223
Powder Coat - Standard .....	n/c
Powder Coat - Premium .....	\$ 165

**Frame Options**

	Code	Price
Hard Surface Glides - Nylon (set of 4) .....	GLD32	\$ 23
Hard Surface Glides - Felt (set of 4) .....	GLD33	\$ 23

**Accessories**

	Code	Price
Chair Link - Companion .....	ACLCO	\$ 35

**Custom Charges**

	Code	Price
Powder Coat Alternative (per color) .....	OPA	call
Stain Finish Match (per finish) .....	OSM	\$ 996

# Companion X

## Radius Back Chair


### Arm



VERSTEEL

#### Questions?

800 876 2120

				material > grade >	Fabric Grade 2 or COM	Fabric Grade 3	Fabric Grade 4	Fabric Grade 5	Fabric Grade 6	Wood
Style	Description	Model #	Product Wt							
<b>Arm</b>   CLARA-02X26	4-Leg Base, 26"w With Arms Seat - Upholstered Back - Upholstered Armcaps - Upholstered	<b>CLARA-02X26</b>	35	1997	2194	2382	2581	2772		
	4-Leg Base, 30"w With Arms Seat - Upholstered Back - Upholstered Armcaps - Upholstered	<b>CLARA-02X30</b>	42	2050	2244	2436	2633	2823		
	4-Leg Base, 42"w With Arms Seat - Upholstered Back - Upholstered Armcaps - Upholstered	<b>CLARA-02X42</b>	55	2102	2294	2489	2685	2877		
	4-Leg Base, 26"w With Arms Seat - Upholstered Back - Upholstered Armcaps - Urethane	<b>CLARA-09X26</b>	35	1997	2194	2382	2581	2772		
	4-Leg Base, 30"w With Arms Seat - Upholstered Back - Upholstered Armcaps - Urethane	<b>CLARA-09X30</b>	42	2050	2244	2436	2633	2823		
	4-Leg Base, 42"w With Arms Seat - Upholstered Back - Upholstered Armcaps - Urethane	<b>CLARA-09X42</b>	55	2102	2294	2489	2685	2877		

#### COM Yardage

Refer to page 69.

#### Finish Options

Chrome .....	Price
Nickel .....	\$ 327
Nickel .....	\$ 388

#### APPLIES TO COMPANION X ONLY

Powder Coat - Standard .....	n/c
Powder Coat - Premium .....	\$ 165

#### Custom Charges

Powder Coat Alternative (per color) .....	Code	Price
	OPA	call



Questions?

800 876 2120

				material > grade >	Fabric Grade 2 or COM	Fabric Grade 3	Fabric Grade 4	Fabric Grade 5	Fabric Grade 6	Wood or Aluminum
Style	Description	Model #	Product Wt							
 CLFL-01	4-Leg Base Without Arms Seat - Upholstered Back - Upholstered	CLFL-01	19	760	854	951	1046	1144		
	4-Leg Base Without Arms Seat - Upholstered Back - Wood	CLFL-04	19	878	953	1032	1108	1185		
	4-Leg Base Without Arms Seat - Wood Back - Wood	CLFL-07	19							1011
	4-Leg Base Without Arms Seat - Aluminum Back - Aluminum	CLFL-41	19							967
	4-Leg Base Without Arms Seat - Upholstered Back - Aluminum	CLFL-42	19	878	953	1032	1108	1185		

**Stacking**  
 Refer to page 62.

**COM Yardage**  
 Refer to page 69.

Finish Options	Price
Chrome .....	\$ 165
Nickel .....	\$ 223
Powder Coat - Standard .....	n/c
Powder Coat - Premium .....	\$ 165

Frame Options	Code	Price
Hard Surface Glides - Nylon (set of 4) .....	GLD32	\$ 23
Hard Surface Glides - Felt (set of 4) .....	GLD33	\$ 23
Casters - Single Wheel Soft Wheel (set of 4) .....	CAS33	\$ 191
Casters, Dual Wheel Black Nylon		
Hard Wheel (set of 4) .....	CAS54	\$ 171
Casters - Dual Wheel Black Nylon		
Soft Wheel (set of 4) .....	CAS56	\$ 171

Accessories	Code	Price
Chair Trolley - Companion .....	ACTCO	\$ 717
Chair Link - Companion .....	ACLCO	\$ 35

Custom Charges		
Powder Coat Alternative (per color) .....	OPA	call
Stain Finish Match (per finish) .....	OSM	\$ 996





Companion  
Flared Back Youth Chair  
Armless



VERSTEEL

Questions?

800 876 2120

				material > grade >	Fabric Grade 2 or COM	Fabric Grade 3	Fabric Grade 4	Fabric Grade 5	Fabric Grade 6	Wood or Aluminum
Style	Description	Model #	Product Wt							
<div>Armless Youth</div> <div></div> <div>CLFL-04Y</div>	4-Leg Base Without Arms Seat - Upholstered Back - Upholstered	CLFL-01Y 	12	609	705	797	894	992		
	4-Leg Base Without Arms Seat - Upholstered Back - Wood	CLFL-04Y 	12	705	784	861	935	1012		
	4-Leg Base Without Arms Seat - Wood Back - Wood	CLFL-07Y 	12						811	

22" - 24" table heights  
are recommended for  
use with youth seating

**Stacking**  
Refer to page 62.

**COM Yardage**  
Refer to page 69.

22"- 24" table heights  
are recommended for  
use with youth seating

Stacking

Refer to page 62.

COM Yardage

Refer to page 69.

To Order, Specify...

- 1 Model Number
- 2 Frame Color
- 3 Wood Finish
- 4 Upholstery Selection
- 5 Frame Options



Questions?

800 876 2120

				material > grade >	Fabric Grade 2 or COM	Fabric Grade 3	Fabric Grade 4	Fabric Grade 5	Fabric Grade 6	Wood
Style	Description	Model #	Product Wt							
 CLAFL-08	4-Leg Base With Arms Seat - Upholstered Back - Upholstered Armcaps - None	CLAFL-01	20	834	928	1025	1121	1216		
	4-Leg Base With Arms Seat - Upholstered Back - Upholstered Armcaps - Upholstered	CLAFL-02	20	951	1065	1183	1299	1417		
	4-Leg Base With Arms Seat - Upholstered Back - Upholstered Armcaps - Wood	CLAFL-03	20	1064	1158	1256	1351	1451		
	4-Leg Base With Arms Seat - Upholstered Back - Wood Armcaps - None	CLAFL-04	20	951	1028	1105	1183	1261		
	4-Leg Base With Arms Seat - Upholstered Back - Wood Armcaps - Upholstered	CLAFL-05	20	1070	1160	1261	1358	1454		
	4-Leg Base With Arms Seat - Upholstered Back - Wood Armcaps - Wood	CLAFL-06	20	1183	1261	1340	1417	1492		
	4-Leg Base With Arms Seat - Wood Back - Wood Armcaps - None	CLAFL-07	20							1087
	4-Leg Base With Arms Seat - Wood Back - Wood Armcaps - Wood	CLAFL-08	20							1319

**Stacking**  
 Refer to page 62.

**COM Yardage**  
 Refer to page 69.

Finish Options	Price
Chrome .....	\$ 165
Nickel .....	\$ 223
Powder Coat - Standard .....	n/c
Powder Coat - Premium .....	\$ 165

Frame Options	Code	Price
Hard Surface Glides - Nylon (set of 4) .....	GLD32	\$ 23
Hard Surface Glides - Felt (set of 4) .....	GLD33	\$ 23
Casters - Single Wheel Soft Wheel (set of 4) .....	CAS33	\$ 196
Not Available on Companion Youth Models		
Casters, Dual Wheel Black Nylon		
Hard Wheel (set of 4) .....	CAS54	\$ 171
Not Available on Companion Youth Models		
Casters - Dual Wheel Black Nylon		
Soft Wheel (set of 4) .....	CAS56	\$ 171
Not Available on Companion Youth Models		

Accessories	Code	Price
Chair Trolley - Companion .....	ACTCO	\$ 717
Chair Trolley - Companion Youth .....	ACTCOY	\$ 717
Chair Link - Companion .....	ACLCO	\$ 35
Not Available on Companion Youth Models		

Custom Charges		
Powder Coat Alternative (per color) .....	OPA	call
Stain Finish Match (per finish) .....	OSM	\$ 996


Companion  
Flared Back Chair  
Arm



VERSTEEL

Questions?

800 876 2120

				material > grade >	Fabric Grade 2 or COM	Fabric Grade 3	Fabric Grade 4	Fabric Grade 5	Fabric Grade 6	Wood
Style	Description	Model #	Product Wt							
<div>Arm</div> <div></div> <div>CLAFL-08</div>	4-Leg Base With Arms Seat - Upholstered Back - Upholstered Armcaps - Urethane	CLAFL-09	20	951	1065	1183	1299	1417		
	4-Leg Base With Arms Seat - Upholstered Back - Wood Armcaps - Urethane	CLAFL-10	20	1070	1160	1261	1358	1454		

Stacking

Refer to page 62.

COM Yardage

Refer to page 69.

Stacking

Refer to page 62.

COM Yardage

Refer to page 69.



To Order, Specify...

- 1 Model Number
- 2 Frame Color
- 3 Wood Finish
- 4 Upholstery Selection
- 5 Urethane Armcap Color
- 6 Frame Options



Questions?

800 876 2120

				material > grade >	Fabric Grade 2 or COM	Fabric Grade 3	Fabric Grade 4	Fabric Grade 5	Fabric Grade 6	Wood
Style	Description	Model #	Product Wt							
<b>Flip-Up Tablet Arm Right</b>  	4-Leg Base Tablet Arm Right Seat - Upholstered Back - Upholstered	<b>CLFL-01TBR</b>	22	999	1096	1190	1290	1382		
	4-Leg Base Tablet Arm Right Seat - Upholstered Back - Wood	<b>CLFL-04TBR</b>	22	1118	1195	1271	1349	1427		
	4-Leg Base Tablet Arm Right Seat - Wood Back - Wood	<b>CLFL-07TBR</b>	22							1252
<b>Flip-Up Tablet Arm Left</b>  	4-Leg Base Tablet Arm Left Seat - Upholstered Back - Upholstered	<b>CLFL-01TBL</b>	22	999	1096	1190	1290	1382		
	4-Leg Base Tablet Arm Left Seat - Upholstered Back - Wood	<b>CLFL-04TBL</b>	22	1118	1195	1271	1349	1427		
	4-Leg Base Tablet Arm Left Seat - Wood Back - Wood	<b>CLFL-07TBL</b>	22							1252

CLFL-04TBR  
Tablet material is 3/4" Black Thermofoil with a Black Thermofoil edge.

CLFL-04TBL  
Tablet material is 3/4" Black Thermofoil with a Black Thermofoil edge.

**Stacking**  
Refer to page 62.

**COM Yardage**  
Refer to page 69.

Finish Options	Price
Chrome .....	\$ 165
Nickel .....	\$ 223
Powder Coat - Standard .....	n/c
Powder Coat - Premium .....	\$ 165

Frame Options	Code	Price
Hard Surface Glides - Nylon (set of 4) .....	GLD32	\$ 23
Hard Surface Glides - Felt (set of 4) .....	GLD33	\$ 23
Casters - Single Wheel Soft Wheel (set of 4) .....	CAS33	\$ 191
Casters, Dual Wheel Black Nylon		
Hard Wheel (set of 4) .....	CAS54	\$ 171
Casters - Dual Wheel Black Nylon		
Soft Wheel (set of 4) .....	CAS56	\$ 171

Accessories	Code	Price
Chair Trolley - Companion .....	ACTCO	\$ 717
Chair Link - Companion .....	ACLCO	\$ 35

Custom Charges		
Powder Coat Alternative (per color) .....	OPA	call
Stain Finish Match (per finish) .....	OSM	\$ 996

## Companion









Flared Back Chair  
Retractable Tablet Arm



VERSTEEL

### Questions?

800 876 2120

				material > grade >	Fabric Grade 2 or COM	Fabric Grade 3	Fabric Grade 4	Fabric Grade 5	Fabric Grade 6	Wood
Style	Description	Model #	Product Wt							
<div>Retractable Tablet Arm Right</div> <div></div> <div>CLFL-01RTBR Tablet material is ¾" Black Thermofoil with a Black Thermofoil edge.</div>	4-Leg Base Tablet Arm Right Seat - Upholstered Back - Upholstered	 CLFL-01RTBR	22	1225	1321	1417	1513	1609		
	4-Leg Base Tablet Arm Right Seat - Upholstered Back - Wood	 CLFL-04RTBR	22	1344	1419	1499	1576	1652		
	4-Leg Base Tablet Arm Right Seat - Wood Back - Wood	 CLFL-07RTBR	22						1476	
<div>Retractable Tablet Arm Left</div> <div></div> <div>CLFL-04RTBL Tablet material is ¾" Black Thermofoil with a Black Thermofoil edge.</div>	4-Leg Base Tablet Arm Left Seat - Upholstered Back - Upholstered	 CLFL-01RTBL	22	1225	1321	1417	1513	1609		
	4-Leg Base Tablet Arm Left Seat - Upholstered Back - Wood	 CLFL-04RTBL	22	1344	1419	1499	1576	1652		
	4-Leg Base Tablet Arm Left Seat - Wood Back - Wood	 CLFL-07RTBL	22						1476	
<div>Stacking Refer to page 62.</div> <div>COM Yardage Refer to page 69.</div>										

### Stacking

Refer to page 62.

### COM Yardage

Refer to page 69.


### To Order, Specify...

- ① Model Number
- ② Frame Color
- ③ Wood Finish
- ④ Upholstery Selection
- ⑤ Frame Options



Questions?

800 876 2120

Style	Description	Model #	Product Wt	material > grade >	Fabric Grade 2 or COM	Fabric Grade 3	Fabric Grade 4	Fabric Grade 5	Fabric Grade 6	Wood or Aluminum
 CLFL-04S24	<b>Armless</b> 4-Leg Base 24" Seat Height Without Arms Seat - Upholstered Back - Upholstered	<b>CLFL-01S24</b>	20		1039	1134	1232	1326	1422	
	4-Leg Base 24" Seat Height Without Arms Seat - Upholstered Back - Wood	<b>CLFL-04S24</b>	20		1155	1233	1310	1388	1466	
	4-Leg Base 24" Seat Height Without Arms Seat - Wood Back - Wood	<b>CLFL-07S24</b>	20							1295
	4-Leg Base 24" Seat Height Without Arms Seat - Aluminum Back - Aluminum	<b>CLFL-41S24</b>	20							1269
	4-Leg Base 24" Seat Height Without Arms Seat - Upholstered Back - Aluminum	<b>CLFL-42S24</b>	20		1155	1233	1310	1388	1466	

33"-38" table heights  
are recommended for  
use with 24" stool

**Stacking**  
Refer to page 62.

**COM Yardage**  
Refer to page 69.

Finish Options	Price
Chrome .....	\$ 165
Nickel .....	\$ 223
Powder Coat - Standard .....	n/c
Powder Coat - Premium .....	\$ 165

Frame Options	Code	Price
Hard Surface Glides - Nylon (set of 4) .....	GLD32	\$ 23
Hard Surface Glides - Felt (set of 4) .....	GLD33	\$ 23

Accessories	Code	Price
Chair Trolley - Companion .....	ACTCO	\$ 717
Not Available on Stool Models		
Chair Link - Companion .....	ACLCO	\$ 35

Custom Charges		
Powder Coat Alternative (per color) .....	OPA	call
Stain Finish Match (per finish) .....	OSM	\$ 996

**Companion**

Flared Back Stool - 29"  
Armless

**VERSTEEL****Questions?**

800 876 2120

				material > grade >	Fabric Grade 2 or COM	Fabric Grade 3	Fabric Grade 4	Fabric Grade 5	Fabric Grade 6	Wood or Aluminum
Style	Description	Model #	Product Wt							
 CLFL-07S29	4-Leg Base 29" Seat Height Without Arms Seat - Upholstered Back - Upholstered	CLFL-01S29	21	1039	1134	1232	1326	1422		
	4-Leg Base 29" Seat Height Without Arms Seat - Upholstered Back - Wood	CLFL-04S29	21	1155	1233	1310	1388	1466		
	4-Leg Base 29" Seat Height Without Arms Seat - Wood Back - Wood	CLFL-07S29	21							1295
	4-Leg Base 29" Seat Height Without Arms Seat - Aluminum Back - Aluminum	CLFL-41S29	21							1269
	4-Leg Base 29" Seat Height Without Arms Seat - Upholstered Back - Aluminum	CLFL-42S29	21	1155	1233	1310	1388	1466		

38"-42" table heights  
are recommended for  
use with 29" stool

**Stacking**

Refer to page 62.

**COM Yardage**

Refer to page 69.


**To Order, Specify...**

- ① Model Number
- ② Frame Color
- ③ Wood Finish
- ④ Upholstery Selection
- ⑤ Frame Options



Questions?

800 876 2120

				material > grade >	Fabric Grade 2 or COM	Fabric Grade 3	Fabric Grade 4	Fabric Grade 5	Fabric Grade 6	Wood
Style	Description	Model #	Product Wt							
 <p>CLAFI-02S24</p>	4-Leg Base 24" Seat Height With Arms Seat - Upholstered Back - Upholstered Armcaps - None	<b>CLAFI-01S24</b>	22	1109	1206	1303	1398	1494		
	4-Leg Base 24" Seat Height With Arms Seat - Upholstered Back - Upholstered Armcaps - Upholstered	<b>CLAFI-02S24</b>	22	1230	1346	1461	1578	1694		
	4-Leg Base 24" Seat Height With Arms Seat - Upholstered Back - Upholstered Armcaps - Wood	<b>CLAFI-03S24</b>	22	1345	1440	1536	1632	1728		
	4-Leg Base 24" Seat Height With Arms Seat - Upholstered Back - Wood Armcaps - None	<b>CLAFI-04S24</b>	22	1230	1306	1385	1461	1539		
	4-Leg Base 24" Seat Height With Arms Seat - Upholstered Back - Wood Armcaps - Upholstered	<b>CLAFI-05S24</b>	22	1349	1446	1541	1637	1732		
	4-Leg Base 24" Seat Height With Arms Seat - Upholstered Back - Wood Armcaps - Wood	<b>CLAFI-06S24</b>	22	1466	1542	1620	1696	1777		
	4-Leg Base 24" Seat Height With Arms Seat - Wood Back - Wood Armcaps - None	<b>CLAFI-07S24</b>	22							1365
	4-Leg Base 24" Seat Height With Arms Seat - Wood Back - Wood Armcaps - Wood	<b>CLAFI-08S24</b>	22							1598

33"-38" table heights  
are recommended for  
use with 24" stool

**Stacking**  
Refer to page 62.

**COM Yardage**  
Refer to page 69.

**Finish Options**

Chrome .....	\$ 165
Nickel .....	\$ 223
Powder Coat - Standard .....	n/c
Powder Coat - Premium .....	\$ 165

**Frame Options**

Hard Surface Glides - Nylon (set of 4) .....	GLD32
Hard Surface Glides - Felt (set of 4) .....	GLD33

**Code**

<b>Price</b>	\$ 23
	\$ 23

**Accessories**

Chair Link - Companion .....	ACLCO	\$ 35
------------------------------	-------	-------

**Custom Charges**

Powder Coat Alternative (per color) .....	OPA	call
Stain Finish Match (per finish) .....	OSM	\$ 996


Companion  
Flared Back Stool - 24"  
Arm



VERSTEEL

Questions?

800 876 2120

				material > grade >	Fabric Grade 2 or COM	Fabric Grade 3	Fabric Grade 4	Fabric Grade 5	Fabric Grade 6	Wood
Style	Description	Model #	Product Wt							
<div>Arm</div> <div></div> <div>CLAFI-02S24</div>	4-Leg Base 24" Seat Height With Arms Seat - Upholstered Back - Upholstered Armcaps - Urethane	CLAFI-09S24	22	1230	1346	1461	1578	1694		
	4-Leg Base 24" Seat Height With Arms Seat - Upholstered Back - Wood Armcaps - Urethane	CLAFI-10S24	22	1349	1446	1541	1637	1732		

33"-38" table heights  
are recommended for  
use with 24" stool

**Stacking**  
Refer to page 62.

**COM Yardage**  
Refer to page 69.

33"- 38" table heights  
are recommended for  
use with 24" stool

Stacking  
Refer to page 62.

COM Yardage  
Refer to page 69.

To Order, Specify...

- 1 Model Number
- 2 Frame Color
- 3 Wood Finish
- 4 Upholstery Selection
- 5 Urethane Armcap Color
- 6 Frame Options



Questions?

800 876 2120

				material > grade >	Fabric Grade 2 or COM	Fabric Grade 3	Fabric Grade 4	Fabric Grade 5	Fabric Grade 6	Wood
Style	Description	Model #	Product Wt							
 CLAFI-08S29	4-Leg Base 29" Seat Height With Arms Seat - Upholstered Back - Upholstered Armcaps - None	<b>CLAFI-01S29</b>	23	1109	1206	1303	1398	1494		
	4-Leg Base 29" Seat Height With Arms Seat - Upholstered Back - Upholstered Armcaps - Upholstered	<b>CLAFI-02S29</b>	23	1230	1346	1461	1578	1694		
	4-Leg Base 29" Seat Height With Arms Seat - Upholstered Back - Upholstered Armcaps - Wood	<b>CLAFI-03S29</b>	23	1345	1440	1536	1632	1728		
	4-Leg Base 29" Seat Height With Arms Seat - Upholstered Back - Wood Armcaps - None	<b>CLAFI-04S29</b>	23	1230	1306	1385	1461	1539		
	4-Leg Base 29" Seat Height With Arms Seat - Upholstered Back - Wood Armcaps - Upholstered	<b>CLAFI-05S29</b>	23	1349	1446	1541	1637	1732		
	4-Leg Base 29" Seat Height With Arms Seat - Upholstered Back - Wood Armcaps - Wood	<b>CLAFI-06S29</b>	23	1466	1542	1620	1696	1777		
	4-Leg Base 29" Seat Height With Arms Seat - Wood Back - Wood Armcaps - None	<b>CLAFI-07S29</b>	23							1365
	4-Leg Base 29" Seat Height With Arms Seat - Wood Back - Wood Armcaps - Wood	<b>CLAFI-08S29</b>	23							1598

38"-42" table heights  
are recommended for  
use with 29" stool

**Stacking**  
Refer to page 62.

**COM Yardage**  
Refer to page 69.

Finish Options	Price
Chrome .....	\$ 165
Nickel .....	\$ 223
Powder Coat - Standard .....	n/c
Powder Coat - Premium .....	\$ 165

Frame Options	Code	Price
Hard Surface Glides - Nylon (set of 4) .....	GLD32	\$ 23
Hard Surface Glides - Felt (set of 4) .....	GLD33	\$ 23

Accessories	Code	Price
Chair Link - Companion .....	ACLCO	\$ 35

Custom Charges		
Powder Coat Alternative (per color) .....	OPA	call
Stain Finish Match (per finish) .....	OSM	\$ 996


Companion  
Flared Back Stool - 29"  
Arm



VERSTEEL

Questions?

800 876 2120

				material > grade >	Fabric Grade 2 or COM	Fabric Grade 3	Fabric Grade 4	Fabric Grade 5	Fabric Grade 6	Wood
Style	Description	Model #	Product Wt							
<div>Arm</div> <div></div> <div>CLAFL-08S29</div>	4-Leg Base 29" Seat Height With Arms Seat - Upholstered Back - Upholstered Armcaps - Urethane	CLAFL-09S29	23	1230	1346	1461	1578	1694		
	4-Leg Base 29" Seat Height With Arms Seat - Upholstered Back - Wood Armcaps - Urethane	CLAFL-10S29	23	1349	1446	1541	1637	1732		

38"-42" table heights  
are recommended for  
use with 29" stool

Stacking  
Refer to page 62.

COM Yardage  
Refer to page 69.

Finish Options	Price
Chrome .....	\$ 165
Nickel .....	\$ 223
Powder Coat - Standard .....	n/c
Powder Coat - Premium .....	\$ 165

Frame Options	Code	Price
Hard Surface Glides - Nylon (set of 4) .....	GLD32	\$ 23
Hard Surface Glides - Felt (set of 4) .....	GLD33	\$ 23








Accessories		
Chair Link - Companion .....	ACLCO	\$ 35

Custom Charges	Code	Price
Powder Coat Alternative (per color) .....	OPA	call
Stain Finish Match (per finish) .....	OSM	\$ 996



Questions?

800 876 2120

				material > grade >	Fabric Grade 2 or COM	Fabric Grade 3	Fabric Grade 4	Fabric Grade 5	Fabric Grade 6	Wood
Style	Description	Model #	Product Wt							
<div>Arm</div> <div></div> <div>CLAFL-02X26</div>	4-Leg Base, 26" w With Arms Seat - Upholstered Back - Upholstered Armcaps - Upholstered	<b>CLAFL-02X26</b> 	35	2023	2218	2410	2606	2798		
	4-Leg Base, 30" w With Arms Seat - Upholstered Back - Upholstered Armcaps - Upholstered	<b>CLAFL-02X30</b> 	42	2075	2268	2462	2658	2851		
	4-Leg Base, 42" w With Arms Seat - Upholstered Back - Upholstered Armcaps - Upholstered	<b>CLAFL-02X42</b> 	55	2126	2319	2516	2708	2904		
	4-Leg Base, 26" w With Arms Seat - Upholstered Back - Upholstered Armcaps - Urethane	<b>CLAFL-09X26</b> 	35	2023	2218	2410	2606	2798		
	4-Leg Base, 30" w With Arms Seat - Upholstered Back - Upholstered Armcaps - Urethane	<b>CLAFL-09X30</b> 	42	2075	2268	2462	2658	2851		
	4-Leg Base, 42" w With Arms Seat - Upholstered Back - Upholstered Armcaps - Urethane	<b>CLAFL-09X42</b> 	55	2126	2319	2516	2708	2904		

COM Yardage  
Refer to page 69.

**COM Yardage**  
Refer to page 69.

Finish Options	Price
Chrome .....	\$ 327
Nickel .....	\$ 388
APPLIES TO COMPANION X ONLY	
Powder Coat - Standard .....	n/c
Powder Coat - Premium .....	\$ 165

Custom Charges	Code	Price
Powder Coat Alternative (per color) .....	OPA	call

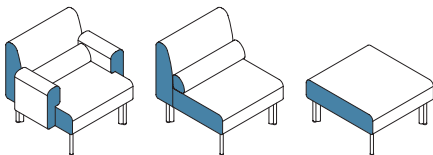


Elly is a modular soft-seating series featuring oversized seats to accommodate multiple sitting styles and body shapes. Linking tables may be added to compliment or complete your configuration. When creating your space don't forget to include the Elly pull up table.

#### Seating

Seating frames are constructed of laminated plywood with CNC cut joints. The pocket and notch construction is reinforced with corner blocks. High density polyurethane foam with webbing is used for comfort.

Units are standard with a primary and accent fabric. The accent fabric is on the side of the seat and back, the front of the arms and the side of the bolster. The accent fabric is included in the cost of each unit. Contact Customer Service for list pricing if the accent fabric is higher than a grade 6. If an accent fabric isn't desired specify it to be the same as the primary fabric.



Component fastening points are metal to metal for ease of assembly and durability. The Paces style steel legs are welded to a mounting plate. Adjustable nylon glides are standard. All Versteel powder coats, including Chrome and Nickel are available.

#### Linking Tables

Elly linking tables are available in square, rectangle and half round shapes. Tops are 6 1/2" high and may be specified in laminate or veneer with a self edge. Available in all Versteel powder coats, including Chrome and Nickel, the steel legs are welded to mounting plates. Adjustable nylon glides are standard.

The Elly pull up table is perfect for a cup of coffee, personal electronic device, or anything you might want to keep close at hand. Available with either a laminate or veneer top with a 3/8" PVC or wood edge band the unique top shape is designed for comfort and use. The heavy-duty powder coated steel platform-style base features fixed nylon glides. Chrome and Nickel are not available on the pull up table.

#### Power/Data

A mini-tap electrical unit may be specified in the seats or tables. See the planning page for additional information.

#### BIFMA

All Versteel products are constructed to pass the relevant ANSI/BIFMA standards. For more detailed specifications by series and base style, contact Versteel Customer Service at 800.876.2120.

Additional information regarding warranty, terms and conditions, shipping, care and maintenance, etc. can be found in the All Seating price list.

**Standard Versteel Upholstery**

Standard Versteel Upholstery offers a range of materials, from fabrics in a variety of colors and textures to vinyl for soil resistance. Please refer to Versteel's fabric cards or the "Materials + Finishes" section of our website for reference information.

**Grade-In Upholstery**

Versteel has coordinated with upholstery manufacturers to simplify your order process. Many of the manufacturers' offerings have been pre-approved for application on Versteel Seating.

Contact Versteel Customer Service with your selected fabric choice to be graded in. They will supply you with the appropriate grade-in designator. On your purchase order, complete the information with the pattern name, color description and grade-in designator, and Versteel will take it from there.

**Customer's Own Material**

Customer's Own Materials (COM's) are not an issue on Elly. Many COM's are pre-approved for application on Versteel Seating. Call Versteel Customer Service with your COM selection to determine if it has been pre-approved. If your selection has not been pre-approved, reference the "Receiving COM Approval" section below.

**Receiving COM Approval**

Not all materials are suitable for upholstery on Elly. A 12" X 12" memo sample must be supplied for approval before a COM material is accepted for an order. If the material is directional in pattern or weave, the pattern repeat (in inches) in both directions or the weave direction must be supplied.

**Excess COM**

Versteel will not store excess COM for more than 30 days after the order has been completed. If excess material is to be returned after order completion, send the request to Versteel Customer Service prior to acknowledge ship date. It is the customer's responsibility to arrange for the return of the material "freight collect."

**COM Requiring Application Test**

If an application test is required for your selected COM, send test sample material along with the following:

- Name and return address
- Chair model selected
- Sketch showing special requirements for the positioning of the material's pattern on the chair seat and chair back, if special considerations are required.

**NOTE** ALL UPHOLSTERIES ARE CUT UP THE ROLL TO MAXIMIZE YIELD AND WEAR PERFORMANCE

**Ship COM to:**

Versteel  
2332 Cathy Lane  
Jasper, IN 47546

COM must be shipped to the factory with transportation costs "prepaid." If material is considered defective or unusable, it will be returned "transportation collect."

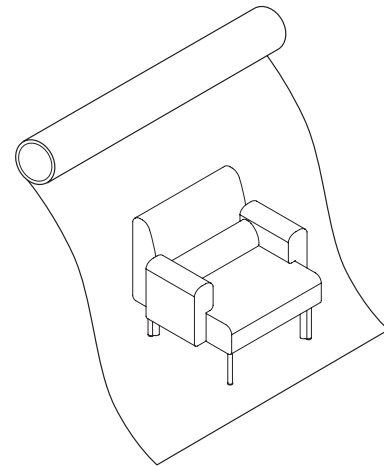
For standard lead time orders, tag fabric with purchase order number and identify with project number if possible.

**Application of Directional Fabrics**

Due to the upholstering process, some fabrics not considered directional by the supplier may be considered directional by Versteel.

All COM's are cut "up the roll" unless otherwise directed by the customer (see illustration below).

**EXAMPLE** PATTERN CUT "UP THE ROLL"



If special cutting or upholstery application is required, you must indicate requirement at time of order entry.

**Elly COM Yardage Requirements**

COM yardage requirements are calculated based on a material width of 54" and a repeat of 2" or less. For material less than 54" wide, contact Versteel for yardage requirements. Use the chart below as a guide to calculate your COM yardage. For quantities greater than 5, contact Versteel Customer Service for calculation of COM yardage by model.

Quantity of Units	1		2		3		4		5	
	Primary	Accent	Primary	Accent	Primary	Accent	Primary	Accent	Primary	Accent
<b>Chair</b>										
EY3229AN	5.5	1.5	10.0	3.0	14.0	4.0	17.0	5.0	21.0	6.0
EY3233AR	5.5	2.5	10.0	4.0	14.0	5.0	17.0	6.0	21.0	7.5
EY3233AL	5.5	2.5	10.0	4.0	14.0	5.0	17.0	6.0	21.0	7.5
EY3237AB	5.5	3.0	10.0	4.5	14.0	5.5	17.0	6.5	21.0	8.0
<b>Two Seat</b>										
EY3258AN	10.0	1.5	16.0	3.0	23.0	4.0	30.0	5.0	38.0	6.0
EY3262AR	10.0	2.5	16.0	4.0	23.0	5.0	30.0	6.0	38.0	7.5
EY3262AL	10.0	2.5	16.0	4.0	23.0	5.0	30.0	6.0	38.0	7.5
EY3266AB	10.0	3.0	16.0	4.5	23.0	5.5	30.0	6.5	38.0	8.0
<b>Three Seat</b>										
EY3287AN	13.5	2.0	24.0	3.5	34.5	4.5	45.0	5.5	62.5	6.5
EY3291AR	13.5	3.0	24.0	4.5	34.5	5.5	45.0	6.5	62.5	8.0
EY3291AL	13.5	3.0	24.0	4.5	34.5	5.5	45.0	6.5	62.5	8.0
EY3295AB	13.5	3.5	24.0	5.0	34.5	6.0	45.0	7.0	62.5	8.5
<b>Bench</b>										
EY3229BE1	2.5	1.0	4.0	1.5	5.0	1.5	6.5	2.0	7.5	2.0
EY3229BE2	4.0	1.5	6.5	2.0	9.0	2.5	11.5	3.0	14.0	4.0
EY3258BE1	5.0	2.0	8.0	3.0	10.0	3.0	13.0	4.0	15.0	4.0
EY3258BE2	8.0	3.0	13.0	4.0	18.0	5.0	23.0	6.0	28.0	8.0
EY3287BE1	7.5	3.0	12.0	4.5	15.0	4.5	19.5	6.0	22.5	6.0
EY3287BE2	12.0	4.5	19.5	6.0	27.0	7.5	34.5	9.0	42.0	12.0
<b>Bolster</b>										
EY0524BS	1.0	0.5	1.5	0.5	2.0	0.5	2.0	0.5	25.0	0.5
EY0526BS	1.5	0.5	2.0	0.5	3.0	0.5	3.5	0.5	40.0	0.5
EY0529BS	1.5	0.5	2.0	0.5	3.0	0.5	3.5	0.5	40.0	0.5

**Patterned COM Additional Yardage Guide**

Use the guide below to aid in ordering the appropriate COM fabric when needing to match a pattern with a repeat. To use this guide, add the vertical and horizontal repeats together (e.g. a 5" vertical repeat plus an 11" horizontal repeat gives a 16" total). Then find the appropriate entry on the chart, and increase the yardage estimate by the percentage indicated.

For example: The yardage estimate is 8 yards of 54" wide fabric and the pattern has a repeat of 11" horizontal and 5" vertical. Add up the repeats ( $11" + 5" = 16"$ ) and find the appropriate entry - 15% in this example. Fifteen percent more fabric is required to match the pattern. 8 yards plus an extra 15% is 9.2 yards.

Fabric Width	Plain Fabric	3" - 14" Repeat	15" - 19" Repeat	20" - 27" Repeat	28" - 36" Repeat	37" - 45" Repeat	46" - 54" Repeat
54"	0%	10%	15%	20%	25%	30%	35%
50" - 52"	10%	20%	25%	30%	35%	40%	45%

**Decorative Patterns**

Yardage requirements are greatly affected by the size of the repeat and the print or pattern of the material. Versteel cuts all seating patterns with aesthetic concerns in mind for high quality and consistency. Refer to the COM listing for the yardage required for pattern repeat.

**Repeats and Striped Fabrics**

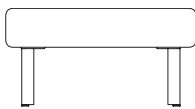
The geometry of curved products prevents repeats and stripes from matching at the seams.

**Linking Configurations**

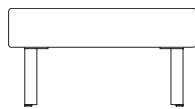
One, two and three seat units, benches and tables can be combined to create linking configurations for relaxation and collaboration.

When including a linking table in your configuration keep in mind it will need to link to an armless unit.

Elly offers two styles of backless benches: double sided and single sided. The single sided bench is not finished on the back and is intended for back-to-back application or to be placed against the wall.



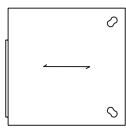
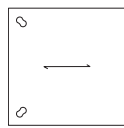
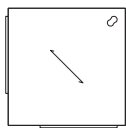
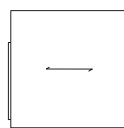
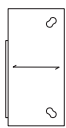
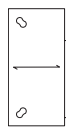
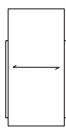
Double Sided (BE1)



Single Sided (BE2)

**Linking Tables**

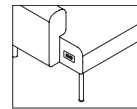
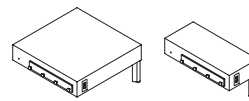
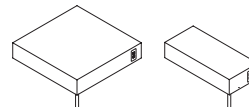
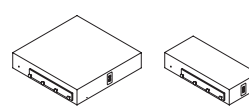
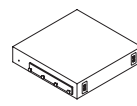
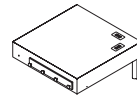
There are three shapes of linking tables: square, rectangle and half round. All three shapes may be specified for the end of the configuration run. The square and rectangle tables may also be specified in the middle of a configuration. The square corner table is the perfect fit for corner applications.

EY3232SQ 2L  
End (Left)EY3232SQ 2R  
End (Right)EY3232SQ 1  
CornerEY3232SQ  
MiddleEY1432RE 2L  
End (Left)EY1432RE 2R  
End (Right)EY1432RE  
MiddleEY1632HF 1  
End**Power**

It may be desirable to provide power access to your Elly configuration. The mini-tap is the perfect solution as it provides one outlet and one dual port USB charger. The unit is silver with white outlet trim.

On Elly seating, the mini-tap can be specified on either the lower right or left hand side of the seat cushion.

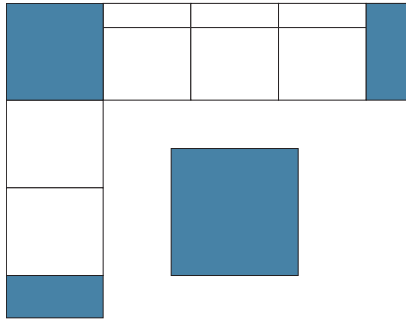
For linking tables the mini-tap is located opposite the leg on the front of square or rectangle end tables, and is centered on the front of rectangle middle tables. The mini-tap will be in the top surface when specified on corner and half round tables. For square middle tables there are two location options: one mini-tap centered on the front, or two mini-taps on either end of the front. See below for locations

**Seating****Tables**MTP-IP2US1  
Square & Rectangle End  
Opposite of legMTP-IP2USC  
Rectangle & Square Middle Table  
CenterMTP-IP2US2  
Square Middle Table  
Both endsMTP-IP2UT2  
Square Corner Table  
Two in Top SurfaceMTP-IP2UT1  
Half Round End Table  
One in Top Surface

If you have particular needs that have not been addressed in this price list, please call Versteel Customer Service for answers and recommendations. A drawing of your layout is required for all Elly purchase orders.

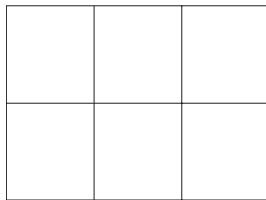
### Configuration Examples

Versteel will help with your configuration if you have concerns. Simply call Customer Service and provide the dimensions of your space and the type of configuration you desire. Like any other space planning, it is helpful to know where the power and data sources are, as well as windows, doors, any other obstructions and proposed traffic patterns.




#### L Configuration

- (1) EY1432RE 2R
- (1) EY3258BE1
- (1) EY3232SQ 1
- (1) EY3287AN
- (1) OCEY16 42SQFX
- (1) EY1432RE 2L



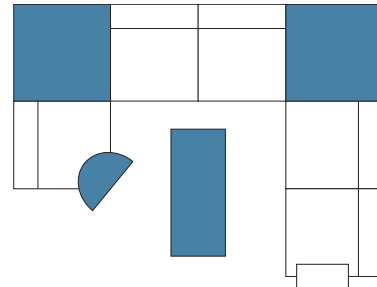
#### Double-Sided Bench Configuration

- (2) EY3287BE2



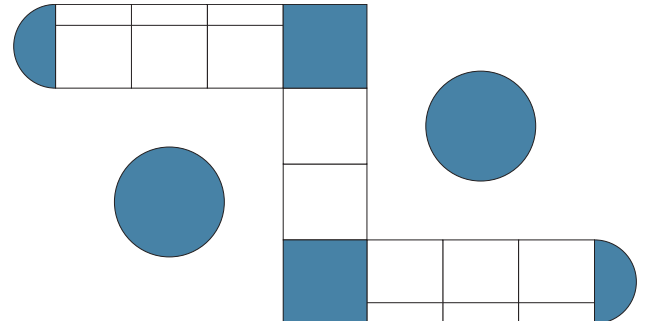
#### In-Line Configuration

- (1) EY3262AR
- (1) EY3232SQ
- (1) EY3262AL



#### U (Huddle) Configuration

- (1) EY3229AN
- (2) EY3232SQ 1
- (1) EY3258AN
- (1) EY3262AL
- (1) EY1221LT
- (1) OCEY16 18842REFX



#### Zig Zag Configuration

- (2) EY1632HF 1
- (2) EY3287AN
- (2) EY3232SQ 1
- (1) EY3258BE1
- (2) OCEY16 42RDFX

To Order, Specify...

- 1 Model Number
- 2 Leg Color
- 3 Primary Upholstery Selection
- 4 Accent Upholstery Selection
- 5 Additional Options

model number	finish selections			additional options
EY3295AB	PSIL	FSL Cadet	FFM Sapphire	----
model number	leg color	primary upholstery selection	accent upholstery selection	additional options

A EY3295AB is an Elly series, three seat with backs and arms.

The codes PSIL / FSL Cadet / FFM Sapphire specify Silver legs with Grade 4 Faux Mo Cadet upholstery and Grade 3 Solitaire Sapphire accent fabric.

Model Number EY3295AB



NOTE SAMPLE ORDER DOES NOT MATCH ABOVE IMAGE FABRICS AND FINISHES

Orders may be sent via

Mailing Address

Versteel  
2332 Cathy Lane  
Jasper, IN 47546

Contact Versteel

Email contact@versteel.com  
Phone 800 876 2120  
812 634 2120  
Fax 812 482 9318

**Powder Coat Finishes**

All powder coat finishes in the Versteel offering have been formulated with the use of epoxy, polyester or epoxy and polyester blends to maximize the finish durability.

Powder Coat – Standard	.n/c
Powder Coat – Premium	.\$165 per chair

**Elly Powder Coat Colors**

Alloy	.PALY	Mint	.PMNT
Amethyst	.PAME	Navy	.PNAV
Anthracite	.PANT	Nimbus	.PNIM
Black Anodized	.PBLA	Nutmeg	.PNUT
Bronze	.PBRO	◆ Pacific	.PPAC
Calypso	.PCAL	Pearl	.PPEA
Carbon	.PCAR	Pebble	.PPEB
Champagne	.PCHA	◆ Platinum	.PPLA
Coconut	.PCOC	Poppy	.PPOP
◆ Copper	.PCOP	◆ Raven	.PRAV
Crimson	.PCRI	Royal	.PROY
◆ Crystal	.PCRY	Seaside	.PSEA
Daffodil	.PDAF	Shipyard	.PSHI
Ebony	.PEBO	Silver	.PSIL
Forest	.PFOR	Snow	.PSNO
Fossil	.PFOS	Stone	.PSTO
◆ Garnet	.PGAR	Storm	.PSTM
◆ Gold	.PGOL	Terra Cotta	.PTEC
Graphite	.PGRA	Whisper	.PWHI
◆ Hope	.PHOP	White Linen	.PWHL
Kelly Green	.PKEG	Powder Coat Alternative	.OPA
◆ Matte	.PMAT		
Mica	.PMIC		

**Transparent Powder Coats (indicated by ◆)**

Please note that the transparent characteristics of these powders allow all natural welds and textures inherent to raw steel to be visible.

**Premium Powder Coats (indicated by ◆)**

Versteel's premium process uses specially formulated powder coats for a truly unique color palette.

**Plated**

Versteel offers two plated options: Chrome and Nickel. Chrome is our most durable finish available and is a deep luster chrome plated finish. Nickel is a plated finish with a clear coat applied for durability. An upcharge applies for plated finishes. See product pricing pages for upcharge.

Chrome	.ECHR
Nickel	.ENKL

**Laminate**

Versteel's standard offering of laminates includes over 900 laminates from Formica, Nevamar, Pionite and Wilsonart.

Laminate manufacturers change standard offerings frequently, making it possible a standard product can become unavailable. Versteel cannot be responsible for any inconvenience this may cause.

**Veneer**

Elly tables are available with standard Ash, Cherry, Maple and Walnut veneers.

**Standard Veneer Codes**

Ash	.AP01
Cherry	.CP01
Maple	.MP01
Walnut	.WP01

**Veneer Finish Codes****Ash**

Beach	.VBEA
Chestnut	.VCHE
Drift	.VDRI
Fawn	.VFAW
Fog	.VFOG
Pebble	.VPEB
Whisper	.VWHI

**Cherry**

Blossom Cherry	.VBLC
Cordovan Cherry	.VCNC
Golden Cherry	.VGNC
Java Cherry	.VJAC
Millwork Cherry	.VMWC

**Maple**

Caramel Maple	.VCMH
Solar Maple	.VSLM
Sugar Maple	.VSUM

**Walnut**

Brighton Walnut	.VBRW
Espresso Walnut	.VESW
Natural Walnut	.VNAW

**Finish Reference & Samples**

For finish color reference, please refer to our website. Contact Versteel Customer Service to receive actual color samples for color matches and final color approval.

**Powder Coat Alternative****Call for quotation**

Specify code **OPA** (Powder Coat Alternative), add cost from Versteel quotation

Powder Coat Alternative is available from Versteel. The entire RAL color reference along with hundreds of other color and finishes are available.

For Powder Coat Alternative matching, you must supply a color reference sample, or an RAL number. Versteel will review the sample for possible existing colors available and send a sample for customer approval. If no color match exists a custom match can be developed. Call Versteel Customer Service for associated upcharges on custom color development.

**NOTE** CUSTOM COLOR MATCHING APPROVALS MAY AFFECT STANDARD PRODUCTION SCHEDULES

**Special Laminate****Call for quotation**

Specify code **TSP** (Special Laminate), indicate the quoted charges per table

Special laminates and patterns can be specified as an option. To specify, contact Versteel for availability and pricing.

**NOTE** LAMINATES IN STANDARD COLORS AND TEXTURES FROM FORMICA, NEVAMAR, PIONITE AND WILSONART ARE STANDARD

**CAUTION** LAMINATE MANUFACTURERS CHANGE STANDARD OFFERINGS FREQUENTLY, AND IT IS POSSIBLE THAT A STANDARD PRODUCT CAN BECOME UNAVAILABLE. VERSTEEL CANNOT BE RESPONSIBLE FOR ANY INCONVENIENCE THIS MAY CAUSE.

**Stain Finish Match**

**\$996 / one time charge per finish, per order**

Specify code **OSM** (Stain Finish Match), add \$996.00 list per finish, per order

Alternative Stain Finishes are available for veneer and wood edged tops.

For Stain Finish Matching you must supply two 4" x 4" finish color and grain reference samples. An expertly finish matched sample will be provided for customer approval.

**NOTE** CUSTOM COLOR MATCHING APPROVALS MAY AFFECT STANDARD PRODUCTION SCHEDULES

**Wood Finish Alternatives**

Versteel finish has a natural grain fill level finish appearance, contact Versteel Customer Service for alternative fill levels. Coarse grain will require additional application steps for a full-fill grain appearance and will require a quote.

**NOTE** WOOD FINISH ALTERNATIVE APPROVAL MAY AFFECT STANDARD PRODUCTION SCHEDULES

Tablet Option

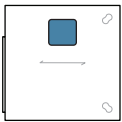
A tablet can be specified at the beginning or the end of a run. It can be specified on units with or without arms or backs and/or electrical. Tablet cannot be used next to a table or another upholstered unit. The swivel tablet is 10" x 14". Surface is black laminate with a clear coated exposed plywood edge.

Specify code BTBR (right) or BTBL (left) and add \$324 list each.

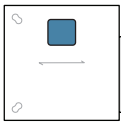
Planter

A stainless steel planter box can be specified on any linking table without an electrical unit. Inside dimensions are 6" long x 5.4" wide x 5.9" deep. See below for planter locations.

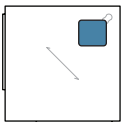
Specify code EYPBY6 and add \$198 list each



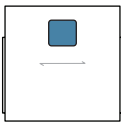
EY3232SQ 2L  
End (Left)



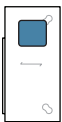
EY3232SQ 2R  
End (Right)



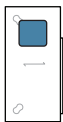
EY3232SQ 1  
Corner



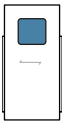
EY3232SQ  
Middle



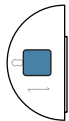
EY1432RE 2L  
End (Left)



EY1432RE 2R  
End (Right)



EY1432RE  
Middle







EY1632HF 1  
End



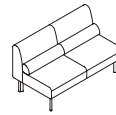
Questions?

800 876 2120

				material > grade >	Fabric Grade 2 or COM	Fabric Grade 3	Fabric Grade 4	Fabric Grade 5	Fabric Grade 6
Model #	Description	Dimensions	Product Wt						
 <b>EY3229AN</b>	Chair Without Arms Seat - Upholstered Back - Upholstered	Overall Height: 33¾" Overall Width: 28¾" Overall Depth: 31¾" Seat Height: 17½" Seat Width: 28¾" Seat Depth: 23¾"	41	2495	3038	3582	4124	4667	
 <b>EY3233AR</b>	Chair Arm - Right Seat - Upholstered Back - Upholstered Arm - Upholstered	Overall Height: 33¾" Overall Width: 33" Overall Depth: 31¾" Seat Height: 17½" Seat Width: 28¾" Seat Depth: 23¾"	49	2959	3651	4348	5043	5736	
 <b>EY3233AL</b>	Chair Arm - Left Seat - Upholstered Back - Upholstered Arm - Upholstered	Overall Height: 33¾" Overall Width: 33" Overall Depth: 31¾" Seat Height: 17½" Seat Width: 28¾" Seat Depth: 23¾"	49	2959	3651	4348	5043	5736	
 <b>EY3237AB</b>	Chair With Arms Seat - Upholstered Back - Upholstered Arms - Upholstered	Overall Height: 33¾" Overall Width: 36¾" Overall Depth: 31¾" Seat Height: 17½" Seat Width: 28¾" Seat Depth: 23¾"	57	3420	4267	5113	5960	6807	
<b>Note:</b> Contact Customer Service for quote if accent fabric is higher than a grade 6.									

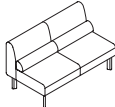
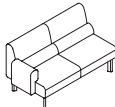
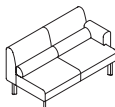
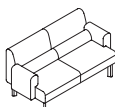
To Order, Specify...

- 1 Model Number
- 2 Leg Color
- 3 Primary Upholstery Selection
- 4 Accent Upholstery Selection
- 5 Additional Options



[Questions?](#)

800 876 2120

		material > grade >		Fabric Grade 2 or COM	Fabric Grade 3	Fabric Grade 4	Fabric Grade 5	Fabric Grade 6
Model #	Description	Dimensions	Product Wt					
 <b>EY3258AN</b>	Two Seat Without Arms Seat - Upholstered Back - Upholstered	Overall Height: 33 3/8" Overall Width: 57 1/2" Overall Depth: 31 3/4" Seat Height: 17 1/2" Seat Width: 57 1/2" Seat Depth: 23 3/4"	78	4581	5666	6751	7837	8924
 <b>EY3262AR</b>	Two Seat Arm - Right Seat - Upholstered Back - Upholstered Arm - Upholstered	Overall Height: 33 3/8" Overall Width: 61 1/4" Overall Depth: 31 3/4" Seat Height: 17 1/2" Seat Width: 57 1/2" Seat Depth: 23 3/4"	86	5043	6281	7517	8755	9993
 <b>EY3262AL</b>	Two Seat Arm - Left Seat - Upholstered Back - Upholstered Arm - Upholstered	Overall Height: 33 3/8" Overall Width: 61 1/4" Overall Depth: 31 3/4" Seat Height: 17 1/2" Seat Width: 57 1/2" Seat Depth: 23 3/4"	86	5043	6281	7517	8755	9993
 <b>EY3266AB</b>	Two Seat With Arms Seat - Upholstered Back - Upholstered Arms - Upholstered	Overall Height: 33 3/8" Overall Width: 65" Overall Depth: 31 3/4" Seat Height: 17 1/2" Seat Width: 57 1/2" Seat Depth: 23 3/4"	94	5504	6894	8284	9674	11063

**Finish Options**

	Price
Chrome .....	\$ 165
Nickel .....	\$ 223
Powder Coat - Standard .....	n/c
Powder Coat - Premium .....	\$ 165

**Power and Data Options**

	Code	Price
Mini-Tap (Right) .....	MTP-IP2USR	\$ 531
Mini-Tap (Left) .....	MTP-IP2USL	\$ 531
Mini-Tap (Right & Left) .....	MTP-IP2USB	\$ 1062

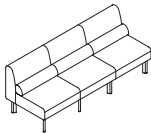
**Custom Charges**

	Code	Price
Powder Coat Alternative (per color) .....	OPA	call

**Tablet Options**

Tablet (Right) .....	BTBR	\$ 324
Tablet (Left) .....	BTBL	\$ 324




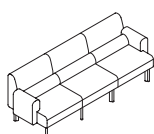
Elly  
Three Seat



VERSTEEL

Questions?

800 876 2120

		material > grade >		Fabric Grade 2 or COM	Fabric Grade 3	Fabric Grade 4	Fabric Grade 5	Fabric Grade 6
Model #	Description	Dimensions	Product Wt					
 <b>EY3287AN</b>	Three Seat Without Arms Seat - Upholstered Back - Upholstered	Overall Height: 33 3/8" Overall Width: 86 1/4" Overall Depth: 31 3/4" Seat Height: 17 1/2" Seat Width: 86 1/4" Seat Depth: 23 3/4"	115	6749	8378	10006	11634	13265
 <b>EY3291AR</b>	Three Seat Arm - Right Seat - Upholstered Back - Upholstered Arm - Upholstered	Overall Height: 33 3/8" Overall Width: 90 1/8" Overall Depth: 31 3/4" Seat Height: 17 1/2" Seat Width: 86 1/4" Seat Depth: 23 3/4"	123	7212	8992	10773	12552	14334
 <b>EY3291AL</b>	Three Seat Arm - Left Seat - Upholstered Back - Upholstered Arm - Upholstered	Overall Height: 33 3/8" Overall Width: 90 1/8" Overall Depth: 31 3/4" Seat Height: 17 1/2" Seat Width: 86 1/4" Seat Depth: 23 3/4"	123	7212	8992	10773	12552	14334
 <b>EY3295AB</b>	Three Seat With Arms Seat - Upholstered Back - Upholstered Arms - Upholstered	Overall Height: 33 3/8" Overall Width: 93 3/4" Overall Depth: 31 3/4" Seat Height: 17 1/2" Seat Width: 86 1/4" Seat Depth: 23 3/4"	131	7673	9606	11537	13471	15403

**Note:** Contact Customer Service for quote if accent fabric is higher than a grade 6.



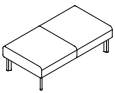
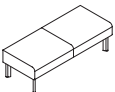
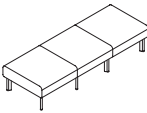
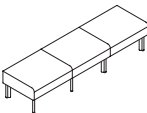
To Order, Specify...

- 1 Model Number
- 2 Leg Color
- 3 Primary Upholstery Selection
- 4 Accent Upholstery Selection
- 5 Additional Options



Questions?

800 876 2120

				material > grade >	Fabric Grade 2 or COM	Fabric Grade 3	Fabric Grade 4	Fabric Grade 5	Fabric Grade 6
Model #	Description	Dimensions	Product Wt						
<b>EY3229BE1</b> 	One Seat Bench makes one double sided row	Overall Height: 17½" Overall Width: 28¾" Overall Depth: 31¾" Seat Height: 17½" Seat Width: 28¾" Seat Depth: 31¾"	15	1385	1556	1731	1904	2078	
<b>EY3229BE2</b> 	One Seat Bench back to back application	Overall Height: 17½" Overall Width: 28¾" Overall Depth: 23¾" Seat Height: 17½" Seat Width: 28¾" Seat Depth: 23¾"	15	1385	1556	1731	1904	2078	
<b>EY3258BE1</b> 	Two Seat Bench makes one double sided row	Overall Height: 17½" Overall Width: 57½" Overall Depth: 31¾" Seat Height: 17½" Seat Width: 28¾" Seat Depth: 31¾"	44	2470	2808	3148	3488	3826	
<b>EY3258BE2</b> 	Two Seat Bench back to back application	Overall Height: 17½" Overall Width: 57½" Overall Depth: 23¾" Seat Height: 17½" Seat Width: 28¾" Seat Depth: 23¾"	35	2470	2808	3148	3488	3826	
<b>EY3287BE1</b> 	Three Seat Bench makes one double sided row	Overall Height: 17½" Overall Width: 86¼" Overall Depth: 31¾" Seat Height: 17½" Seat Width: 28¾" Seat Depth: 31¾"	64	3614	4127	4639	5153	5665	
<b>EY3287BE2</b> 	Three Seat Bench back to back application	Overall Height: 17½" Overall Width: 86¼" Overall Depth: 23¾" Seat Height: 17½" Seat Width: 28¾" Seat Depth: 23¾"	53	3614	4127	4639	5153	5665	

Finish Options

Chrome .....	\$ 165
Nickel .....	\$ 223
Powder Coat - Standard .....	n/c
Powder Coat - Premium .....	\$ 165

Power and Data Options

Mini-Tap (Right) .....	Code MTP-IP2USR	Price \$ 531
Mini-Tap (Left) .....	Code MTP-IP2USL	Price \$ 531
Mini-Tap (Right & Left) .....	Code MTP-IP2USB	Price \$ 1062

Custom Charges

Powder Coat Alternative (per color) .....	Code OPA	Price call
---	----------	------------




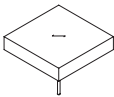
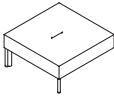

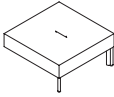

Tablet Options

Tablet (Right) .....	Code BTBR	Price \$ 324
Tablet (Left) .....	Code BTBL	Price \$ 324



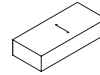
Questions?

800 876 2120

				top > edge >	Laminate Self Edge	Veneer Self Edge
						
					LL9	VV9
Model #	Description	Dimensions	Product Wt			
 <b>EY3232SQ</b>	Square Middle Table No Legs	Depth: 32" Width: 32" Height: 16½"	52	2613	2769	
 <b>EY3232SQ 1</b>	Square Corner Table Diagonal Grain One Leg	Depth: 32" Width: 32" Height: 16½"	52	2613	2769	
  <b>EY3232SQ 2R</b>	Square End Table (Right) Two Legs	Depth: 32" Width: 32" Height: 16½"	52	2613	2769	
  <b>EY3232SQ 2L</b>	Square End Table (Left) Two Legs	Depth: 32" Width: 32" Height: 16½"	52	2613	2769	









To Order, Specify...

- 1 Model Number
- 2 Top Material
- 3 Top Color
- 4 Edge Detail
- 5 Leg Color
- 6 Additional Options



Questions?

800 876 2120

Model #	Description	Dimensions	Product Wt	top > edge >	Laminate Self Edge	Veneer Self Edge
						
					LL9	VV9
<b>EY1432RE</b> 	Rectangle Middle Table No Legs	Depth: 32" Width: 14" Height: 16½"	29		2380	2392
<b>EY1432RE 2R</b>  	Rectangle End Table (Right) Two Legs	Depth: 32" Width: 14" Height: 16½"	29		2380	2392
<b>EY1432RE 2L</b>  	Rectangle End Table (Left) Two Legs	Depth: 32" Width: 14" Height: 16½"	29		2380	2392
<b>EY1632HF 1</b> 	Half Round End Table One Leg	Depth: 32" Width: 16" Height: 16½"	15		2686	2556

**Finish Options**

	Price
Chrome .....	\$ 165
Nickel .....	\$ 223
Powder Coat - Standard .....	n/c
Powder Coat - Premium .....	\$ 165

**Power and Data Options**

	Code	Price
Mini-Tap .....	MTP-IP2USC	\$ 531
Mini-Tap .....	MTP-IP2UT2	\$ 1062
Mini-Tap .....	MTP-IP2US1	\$ 531
Mini-Tap .....	MTP-IP2US2	\$ 1062
Mini-Tap .....	MTP-IP2UT1	\$ 531

**Custom Charges**

	Code	Price
Powder Coat Alternative (per color) .....	OPA	call
Stain Finish Match (per finish) .....	OSM	\$ 996

Refer to page 106 for location information




**Planter Options**

Planter .....	EYPBY6	\$ 198
---------------	--------	--------



Questions?

800 876 2120

				top › edge ›	Laminate PVC	Veneer Wood
					Flat 	Flat 
					LPIR 7⁄8"	VWIR 7⁄8"
Model #	Description	Dimensions	Product Wt			
EY1221LT 	Pull Up Table	Depth: 12" Width: 21" Height: 25"	21	375	1206	

To Order, Specify...

- 1 Model Number
- 2 Top Material
- 3 Top Color
- 4 Edge Detail
- 5 Leg Color
- 6 Additional Options

Finish Options	Price
Powder Coat - Standard .....	n/c
Powder Coat - Premium .....	\$ 165

Custom Charges	Code	Price
Powder Coat Alternative (per color) .....	OPA	call
Stain Finish Match (per finish).....	OSM	\$ 996



Immix is a modular bench system allowing creative configurations for any seating need. Combine curves and straight sections for unlimited configurations and spans. Mix and match seats with a variety of top shapes, materials and edge options. Add backs, arms and even power/data for maximum comfort.

#### **Frames**

Straight metal frames are available in 22", 33", 44", 55" and 66" lengths in varying combinations of seats and tops. Curved frames come in 30°, 45°, 60° and 90° radii with an inside or outside radius back, seat only or table. The rectangular steel tube frame has welded and brazed joints for a highly polished and exceptionally smooth appearance. Black adjustable nylon glides are semi-concealed and standard on all legs.

#### **Upholstered Seats and Backs**

Upholstered seats on straight units range from 20" to 64" in length with 22" and/or 33" backs. Larger units may have multiple small seats or a single, longer seat cushion. Curved seats have one continuous seat cushion and one continuous back. Optional cleanout cushions may be specified to provide space between seat and back.

#### **Arm Styles**

A partially upholstered arm with a metal trim is standard on straight units. The metal detail is on the front of the arm and mimics the polished, rectilinear style of the frame. Other arm styles are available, including a fully upholstered arm, a dual metal arm with trim on both sides and a tablet arm (22" and 33" frames only). Shorter frames are available with one arm (left or right), two arms or armless. Longer frames also have center arms available. Curved units are armless only.

#### **Tops and Tables**

Immix has tops and various freestanding or connecting tables. Tops are available as part of a bench unit in combinations with seats and are 11" or 22" wide, depending on the unit. Tables come in straight, curved or corner styles. Armless application is intended for in-line use adjacent to armless seats or for freestanding occasional use. Arm application tables are for in-line use and have a smaller top size to make room for adjacent benches with arm.

Tops and table tops are 1½" thick with a variety of material and edge options.

#### **Power + Data**

Specify electrical to keep outlets close at hand. Add grommets or power/data to top surfaces. Undermount units are compatible with Immix benches and frames. See planning pages or the Power + Data price list for more information.

#### Laminate and Veneer, Standard Core Construction

The standard top construction consists of 45-50 lb particleboard, surfaced with a high pressure laminate or plain sliced veneer face. A backer sheet is laminated to the underside of the top.



#### PVC Flat or Fluted Edge

Edge of 2mm PVC hot melt banded to the top with 1/8" radius at the top and bottom.



Offered in twenty-one (21) standard colors.



#### Wood Flat or Fluted Edge

Wood banding hot melt banded to the top with 1/8" radius at the top and bottom.



Offered in Ash, Cherry, Maple or Walnut materials.



#### Reverse Bevel Acrylic

Edge of 2mm plywood-grained acrylic edge banding hot melt banded to MDF core. A reverse bevel is then cut into the edge exposing the MDF on the reverse bevel. The MDF is then clear coated.



#### Wood Square or Fluted Edge

Edge of 1 1/4" wide solid wood with softened top and bottom edges, and square, softened mitered corners.



Offered in Ash, Cherry, Maple or Walnut materials.



#### Wood Reverse Bevel Edge - 2"

Edge of 2" wide solid wood designed with a reverse sloped edge with mitered corners.

Offered in Ash, Cherry, Maple or Walnut materials.

#### Shipping Schedule

Upholstered Items	4-5 WEEKS
Laminate, PVC Edge	4-5 WEEKS
Laminate, Wood Edge	4-5 WEEKS
Veneer, Wood Edge	6-8 WEEKS

Contact Versteel Customer Service for special lead time requests.

**NOTE** ORDERS WITH COM UPHOLSTERY WILL BE SCHEDULED UPON RECEIPT OF COM UPHOLSTERY YARDAGE

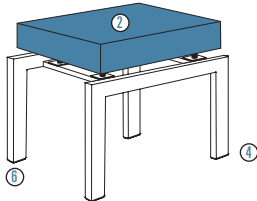
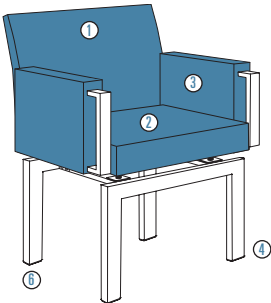
## BIFMA

All Versteel products are constructed to pass the relevant ANSI/BIFMA standards. For more detailed specifications by series and base style, contact Versteel Customer Service at 800.876.2120.

Additional information regarding warranty, terms and conditions, shipping, care and maintenance, etc. can be found in the All Seating price list.

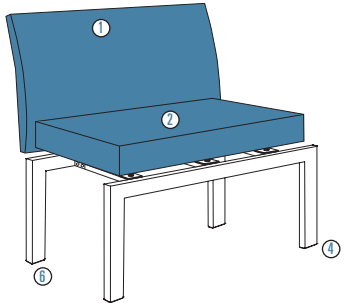
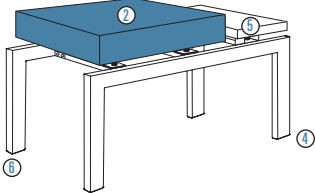
Immix 22" Frame

Bench Dimensions  
Overall height w/ back: 32"  
Overall width w/ arms: 24½"  
Overall width w/o arms: 22"  
Overall depth w/ back: 23½"  
Overall depth w/o back: 20"  
Seat height: 18"  
Seat width: 20"  
Seat depth: 20"  
Arm height: 25½"



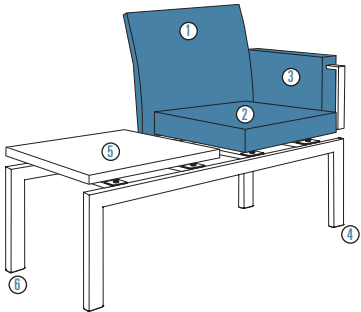
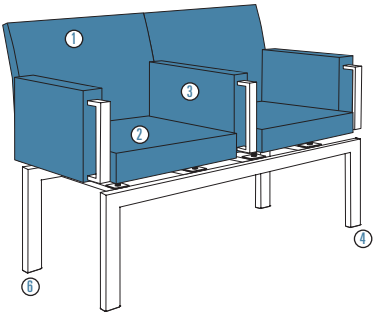
Immix 33" Frame

Bench Dimensions  
Overall height w/ back: 32"  
Overall width w/ arms: 35½"  
Overall width w/o arms: 33"  
Overall depth w/ back: 23½"  
Overall depth w/o back: 20"  
Seat height: 18"  
Seat width: 20" or 31"  
Seat depth: 20"  
Arm height: 25½"



Immix 44" Frame

Bench Dimensions  
Overall height w/ back: 32"  
Overall width w/ arms: 46½"  
Overall width w/o arms: 44"  
Overall depth w/ back: 23½"  
Overall depth w/o back: 20"  
Seat height: 18"  
Seat width: 20", 31" or 42"  
Seat depth: 20"  
Arm height: 25½"



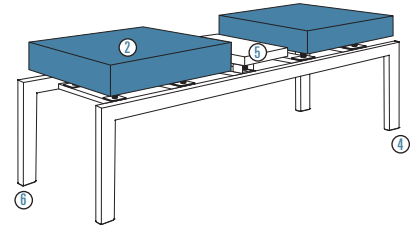
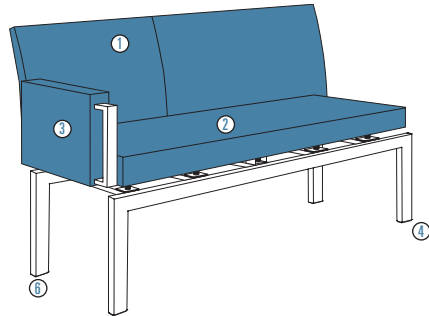
- | Key | Description  |
|-----|--|
| 1   | upholstered back, molded plywood with poly foam, 16 gauge steel brackets                   |
| 2   | upholstered seat, plywood with poly foam, threaded metal inserts, four turned steel struts |
| 3   | upholstered arm, plywood wrapped in poly foam, 16 gauge steel supports                     |
| 4   | bench frame, 16 gauge steel tube, fully welded   |

- | Key | Description                           |
|-----|---------------------------------------|
| 5   | table top surface, 1¼" particle board |
| 6   | nylon glide, threaded steel           |

**Immix 55" Frame**

Bench Dimensions

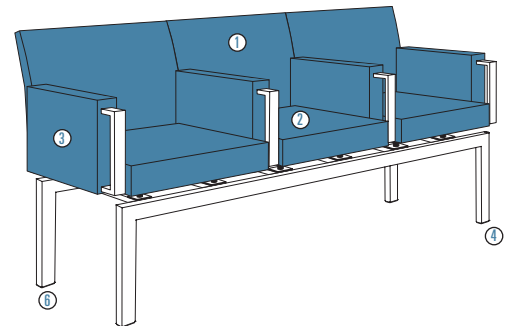
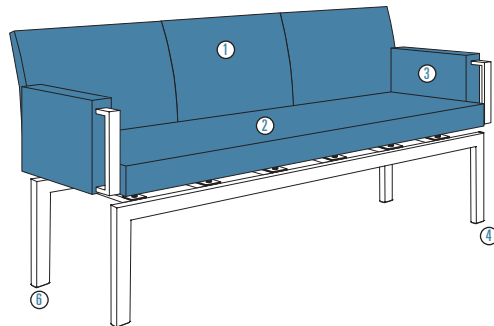
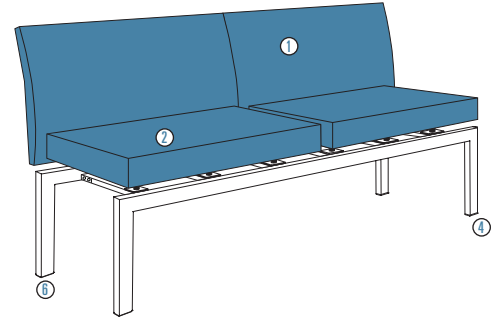
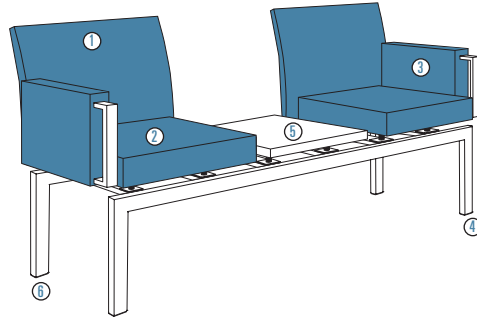
Overall height w/ back: 32"  
Overall width w/ arms: 57½"  
Overall width w/o arms: 55"  
Overall depth w/ back: 23½"  
Overall depth w/o back: 20"  
Seat height: 18"  
Seat width: 20", 31" or 53"  
Seat depth: 20"  
Arm height: 25½"



**Immix 66" Frame**

Bench Dimensions

Overall height w/ back: 32"  
Overall width w/ arms: 68½"  
Overall width w/o arms: 66"  
Overall depth w/ back: 23½"  
Overall depth w/o back: 20"  
Seat height: 18"  
Seat width: 20", 31" or 64"  
Seat depth: 20"  
Arm height: 25½"



### Standard Versteel Upholstery

Standard Versteel Upholstery offers a range of materials, from fabrics in a variety of colors and textures to vinyl for soil resistance. Please refer to Versteel's fabric cards, upholstery options pages in the All Seating price list, or the "Materials and Finishes" section of our website for reference information.

### Grade-In Upholstery

Versteel has coordinated with upholstery manufacturers to simplify your order process. Many of the manufacturers' offerings have been pre-approved for application on Versteel Seating.

Contact Versteel Customer Service with your selected fabric choice to be graded in. They will supply you with the appropriate grade-in designator. On your purchase order, complete the information with the pattern name, color description and grade-in designator, and Versteel will take it from there.

### Customer's Own Material

Customer's Own Materials (COM's) are not an issue on Immix. Many COM's are pre-approved for application on Versteel Seating. Call Versteel Customer Service with your COM selection to determine if it has been pre-approved. If your selection has not been pre-approved, reference the "Receiving COM Approval" section below.

### Receiving COM Approval

Not all materials are suitable for upholstery on Immix. A 12" X 12" memo sample must be supplied for approval before a COM material is accepted for an order. If the material is directional in pattern or weave, the pattern repeat (in inches) in both directions or the weave direction must be supplied.

### Excess COM

Versteel will not store excess COM for more than 30 days after the order has been completed. If excess material is to be returned after order completion, send the request to Versteel Customer Service prior to acknowledge ship date. It is the customer's responsibility to arrange for the return of the material "freight collect."

### COM Requiring Application Test

If an application test is required for your selected COM, send test sample material along with the following:

- Name and return address
- Chair model selected
- Sketch showing special requirements for the positioning of the material's pattern on the chair seat and chair back, if special considerations are required.

**NOTE** ALL UPHOLSTERIES ARE CUT UP THE ROLL TO MAXIMIZE YIELD AND WEAR PERFORMANCE

### Ship COM to:

Versteel  
 2332 Cathy Lane  
 Jasper, IN 47546

COM must be shipped to the factory with transportation costs "prepaid." If material is considered defective or unusable, it will be returned "transportation collect."

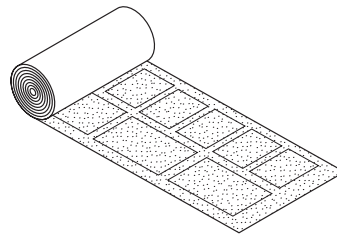
For standard lead time orders, tag fabric with purchase order number and identify with project number if possible.

### Application of Directional Fabrics

Due to the upholstering process, some fabrics not considered directional by the supplier may be considered directional by Versteel.

All COM's are cut "up the roll" unless otherwise directed by the customer (see illustration below).

**EXAMPLE** PATTERN CUT UP THE ROLL



If special cutting or upholstery application is required, you must indicate requirement at time of order entry.

**Patterned COM Additional Yardage Guide**

Use the guide below to aid in ordering the appropriate COM fabric when needing to match a pattern with a repeat. To use this guide, add the vertical and horizontal repeats together (e.g. a 5" vertical repeat plus an 11" horizontal repeat gives a 16" total). Then find the appropriate entry on the chart, and increase the yardage estimate by the percentage indicated.

For example: The yardage estimate is 8 yards of 54" wide fabric and the pattern has a repeat of 11" horizontal and 5" vertical. Add up the repeats ( $11" + 5" = 16"$ ) and find the appropriate entry - 15% in this example. Fifteen percent more fabric is required to match the pattern. 8 yards plus an extra 15% is 9.2 yards.

Fabric Width	Plain Fabric	3" - 14" Repeat	15" - 19" Repeat	20" - 27" Repeat	28" - 36" Repeat	37" - 45" Repeat	46" - 54" Repeat
54"	0%	10%	15%	20%	25%	30%	35%
50" - 52"	10%	20%	25%	30%	35%	40%	45%

**Decorative Patterns**

Yardage requirements are greatly affected by the size of the repeat and the print or pattern of the material. Versteel cuts all seating patterns with aesthetic concerns in mind for high quality and consistency. Refer to the COM listing for the yardage required for pattern repeat.

**Repeats and Striped Fabrics**

The geometry of curved products prevents repeats and stripes from matching at the seams.

**Versteel Seating COM Standard Yardage Requirements**

COM yardage requirements are calculated for benches based on a material width of 54" and a repeat of 2" or less. For material less than 54" wide, contact Versteel for yardage requirements. Use the chart below as a guide to calculate your COM yardage. For quantities greater than 10 benches, contact Versteel Customer Service for calculation of COM yardage by bench model.

**NOTE** THIS CHART IS NOT APPLICABLE FOR MULTIPLE FABRICS ON ONE BENCH. CONTACT VERSTEEL CUSTOMER SERVICE FOR YARDAGE REQUIREMENTS IF SPECIFYING MULTIPLE FABRICS.

Quantity of Benches	1	2	3	4	5	6	7	8	9	10
<b>Immix 22" frame</b>										
IM2022 01	1.5	2.5	3.5	4.5	5.0	6.0	7.0	8.0	9.0	10.0
IM2022 02	2.5	4.5	6.0	8.0	10.0	12.0	13.5	15.0	16.5	18.5
IM2022 03 R or L	3.0	5.5	7.5	9.5	12.5	14.0	16.5	18.5	20.5	23.0
IM2022 04	4.0	6.0	8.5	10.5	13.0	15.0	17.0	19.5	22.0	24.5
<b>Immix 33" frame</b>										
IM2033 01	1.5	3.5	5.0	6.5	7.5	9.0	10.5	11.5	12.5	14.0
IM2033 02	3.5	6.5	9.0	12.5	15.0	18.0	20.0	23.0	25.5	28.5
IM2033 03 R or L	4.0	8.0	11.0	14.0	17.0	20.5	24.0	26.5	30.0	33.0
IM2033 04	5.0	9.0	12.5	16.0	19.5	23.5	27.0	31.0	35.0	38.5
IM2033 11 H	1.5	2.5	3.5	4.5	5.0	6.0	7.0	8.0	9.0	10.0
IM2033 12 HR or HL	2.5	4.5	6.0	8.0	10.0	12.0	13.5	15.0	16.5	18.5
IM2033 13 HR or HL	3.0	5.5	7.5	9.5	12.5	14.0	16.5	18.5	20.5	23.0
IM2033 14 HR or HL	4.0	6.0	8.5	10.5	13.0	15.0	17.0	19.5	22.0	24.5
<b>Immix 44" frame</b>										
IM2044 D01	2.5	4.0	6.0	8.0	9.0	11.0	12.0	13.0	15.0	16.0
IM2044 D02	4.5	7.5	11.5	14.5	18.5	22.5	25.5	28.5	31.5	34.5
IM2044 D03 R or L	5.0	9.0	13.0	17.0	22.0	26.0	30.0	34.0	38.0	41.0
IM2044 D04	5.5	9.0	14.0	19.5	24.0	28.0	32.0	36.0	40.0	45.0
IM2044 D05	6.0	10.5	15.0	20.0	24.5	28.5	34.0	38.5	42.5	46.0
IM2044 01	2.0	3.5	5.0	6.5	8.0	9.0	10.0	12.0	13.0	14.0
IM2044 02	4.5	8.5	11.0	15.0	18.5	22.0	25.0	28.5	32.0	36.0
IM2044 03 R or L	4.5	8.5	13.0	16.5	20.5	24.0	28.0	32.0	36.0	39.5
IM2044 04	5.0	9.5	14.0	18.0	23.0	27.0	32.0	36.0	40.0	44.0
IM2044 11 F	1.5	2.5	3.5	4.5	5.0	6.0	7.0	8.0	9.0	10.0
IM2044 12 FR or FL	2.5	4.5	6.0	8.0	10.0	12.0	13.5	15.0	16.5	18.5
IM2044 13 FR or FL	3.0	5.5	7.5	9.5	12.5	14.0	16.5	18.5	20.5	23.0
IM2044 14 FR or FL	4.0	6.0	8.5	10.5	13.0	15.0	17.0	19.5	22.0	24.5
IM2044 11 H	1.5	3.5	5.0	6.5	7.5	9.0	10.5	11.5	12.5	14.0
IM2044 12 HR or HL	3.5	6.5	9.0	12.5	15.0	18.0	20.0	23.0	25.5	28.5
IM2044 13 HR or HL	3.5	8.0	11.0	14.0	18.0	20.5	24.0	26.5	30.0	33.0
IM2044 14 HR or HL	4.0	9.0	12.5	16.0	19.5	23.5	27.0	31.0	35.0	38.5
<b>Immix 55" frame</b>										
IM2055 D01	2.5	5.0	7.5	9.5	12.0	13.5	17.0	19.0	21.0	23.0
IM2055 D02	5.0	10.5	15.0	19.5	24.5	29.0	33.0	38.0	42.5	47.0
IM2055 D03 R or L	5.5	11.0	16.5	20.5	26.0	31.0	36.5	41.0	46.5	52.5
IM2055 D04	6.0	12.0	17.0	23.0	28.0	34.0	39.0	44.0	50.0	55.0
IM2055 D05	7.0	13.0	18.5	24.0	31.0	36.5	40.5	49.0	53.5	60.0
IM2055 01	3.0	5.5	8.0	10.0	12.0	14.0	17.0	19.0	21.5	23.0
IM2055 02	5.0	10.5	15.0	19.5	24.5	29.0	33.0	38.0	42.5	47.0
IM2055 03 R or L	5.5	11.0	16.5	20.5	26.0	31.0	36.5	41.0	46.5	52.5
IM2055 04	6.5	12.5	17.5	23.5	28.5	34.5	39.5	44.5	50.5	55.5
IM2055 11 HC	2.5	4.0	6.0	8.0	9.0	11.0	12.0	13.0	15.0	16.0
IM2055 12 HC	4.5	7.5	11.5	14.5	18.5	22.5	25.5	28.5	31.5	34.5
IM2055 13 HC R or L	5.0	9.0	13.0	17.0	22.0	26.0	30.0	34.0	38.0	41.0
IM2055 14 HC	6.0	9.0	14.0	19.5	22.0	27.0	32.0	36.0	40.0	45.0
IM2055 15 HC	7.0	12.5	18.0	23.0	28.5	34.0	39.0	44.5	49.5	55.0

**Versteel Seating COM Yardage Repeat Pattern Additional Requirements**

2–14" repeat, add 15% to the standard yardage requirement.

15–27" repeat, add 30% to the standard yardage requirement.

28–36" repeat, add 35% to the standard yardage requirement.

Quantity of Benches	1	2	3	4	5	6	7	8	9	10
<b>Immix 66" frame</b>										
IM2066 D01	3.0	6.5	9.5	12.5	14.0	17.0	20.0	22.0	24.0	27.0
IM2066 D02	6.5	12.0	17.5	24.5	30.5	35.5	40.5	45.5	51.0	57.0
IM2066 D03 R or L	7.5	13.5	21.0	26.5	33.0	38.5	44.0	50.0	55.5	61.5
IM2066 D04	7.0	15.5	21.5	28.5	34.0	40.5	47.5	53.5	59.5	65.5
IM2066 D05	8.0	14.5	22.0	30.0	35.0	42.0	46.0	55.0	61.5	68.5
IM2066 T01	4.0	6.5	9.5	12.0	14.5	17.5	19.5	22.5	24.5	29.0
IM2066 T02	7.0	12.5	18.0	23.5	28.5	33.5	38.5	43.5	49.0	54.0
IM2066 T03 R or L	7.0	13.0	19.5	26.0	31.5	37.0	42.5	48.5	55.0	61.0
IM2066 T04	7.5	15.5	21.5	27.5	34.0	40.0	45.5	52.5	58.0	65.5
IM2066 T05	9.0	16.5	23.5	30.5	39.0	44.5	52.5	59.0	66.0	77.5
IM2066 01	3.0	5.5	8.0	10.0	12.5	14.5	17.0	19.0	21.0	23.0
IM2066 02	7.0	12.5	18.5	24.0	29.0	34.5	40.0	45.0	50.5	56.0
IM2066 03 R or L	7.0	13.0	18.5	25.0	31.5	37.0	42.5	48.5	55.0	61.0
IM2066 04	7.5	15.5	21.5	27.5	34.0	40.0	46.5	52.5	58.5	65.0
IM2066 11 FC	2.5	4.0	6.0	8.0	9.0	11.0	12.0	13.0	15.0	16.0
IM2066 12 FC	4.5	7.5	11.5	14.5	18.5	22.5	25.5	28.5	31.5	34.5
IM2066 13 FC R or L	5.0	9.0	13.0	17.0	22.0	26.0	30.0	34.0	38.0	41.0
IM2066 14 FC	5.5	9.0	14.0	19.5	24.0	28.0	32.0	36.0	40.0	45.0
IM2066 15 FC	7.0	12.5	18.0	23.0	28.5	34.0	39.0	44.5	49.5	55.0
IM2066 11 HC	3.0	5.0	7.5	9.5	12.0	13.5	17.0	19.0	21.0	23.0
IM2066 12 HC	5.5	10.5	15.0	19.5	24.5	29.0	33.0	38.0	42.5	47.0
IM2044 13 HC R or L	6.0	11.0	16.5	20.5	26.0	31.0	36.5	41.0	46.5	52.5
IM2066 14 HC	6.5	12.0	17.0	23.0	28.0	34.0	39.0	44.0	50.0	55.0
IM2066 15 HC	7.5	13.5	20.0	26.0	32.0	37.5	42.5	48.0	54.0	59.5
<b>Immix 30°</b>										
IM2030CT 01	2.0	4.0	5.5	7.0	8.0	9.5	10.0	12.0	13.0	15.0
<b>Immix 45°</b>										
IM2045CT 01	3.0	4.5	6.0	7.5	9.0	11.0	12.5	14.0	15.5	17.0
<b>Immix 60°</b>										
IM2060CT 01	3.0	4.5	6.0	7.5	9.0	11.0	12.5	14.0	15.5	17.0
<b>Immix 90°</b>										
IM2090CT 01	3.0	4.5	6.0	7.5	9.0	11.0	12.5	14.0	15.5	17.0
<b>À la Carte</b>										
<b>Seats</b>										
IMAC 2020US	1.5	2.5	3.5	4.5	5.5	6.5	7.0	8.5	9.0	10.0
IMAC 2031US	2.0	3.5	4.5	6.0	7.5	9.0	10.0	11.5	12.5	14.0
IMAC 2042US	2.0	4.0	6.0	8.0	9.0	11.0	12.0	13.0	15.0	16.0
IMAC 2053US	3.0	5.5	8.0	10.0	12.5	15.0	18.0	20.0	22.0	24.0
IMAC 2064US	3.5	6.5	9.5	12.0	14.5	17.0	19.5	22.5	25.0	28.5
<b>Backs</b>										
IMAC 2022UB	1.5	3.0	4.0	5.0	6.0	7.5	8.5	9.5	10.5	12.0
IMAC 2033UB	2.0	3.5	5.0	6.0	7.5	9.0	10.5	11.5	12.5	14.0
<b>Arm</b>										
IMAC 2011UA	1.5	1.5	2.0	2.5	3.0	3.0	4.0	4.5	4.5	5.0

### Immix Bench System

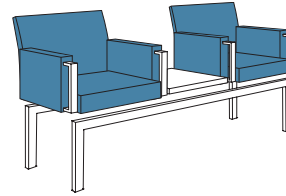
Combine curves and straight sections to create shapes and unlimited spans of seating and tables. A variety of seat and back widths can be mingled with tops of various shapes, materials and edges.

When planning a space with Immix, keep the same considerations in mind as you would when specifying product for any other space. How will the space be used? Do you need power and data? Will the product need to be moved or reconfigured in the future? Are there special user needs to be considered? Think about these and any other issues you may encounter when you plan your space.

If you are creating a configuration for a waiting room or lobby, feel secure that the Immix benches you choose have been designed and engineered for longevity with enduring finishes and high density foam. If you have particular needs that have not been addressed in this price list, please call Versteel Customer Service for answers and recommendations.

### Standard vs. À la Carte

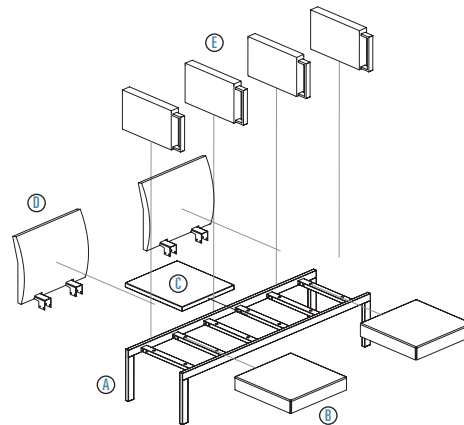
A wide range of 'standard' models have been established for easy ordering, but Immix benches are designed so that you can configure various combinations or styles using the A la Carte section starting on page 145.



Order the standard item found under the 66" Frame section of this price list.

(1) IM2066 15 FC

**OR...**



Build any bench from the A la Carte menu. Start with a frame, then add the elements you desire.

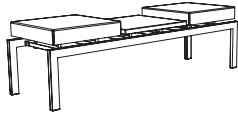
- A. (1) IMAC 2066 (66" frame)
- B. (2) IMAC 2020US (20" upholstered seats)
- C. (1) IMAC 2019RE (19" top)
- D. (2) IMAC 2022UB (22" upholstered backs)
- E. (4) IMAC 2011UA (upholstered arms)

The À la Carte section was developed for many purposes.

- Custom bench configurations
- Replacement parts
- New components to change color scheme
- New components to alter existing configuration

### Reconfigure A Standard Model

A standard configuration listed in this price list may have all the elements you desire, just not in the desired order. No problems. Simply call Versteel Customer Service and a representative will happily assist you with your order.



① IM2066 11 FC (standard model)

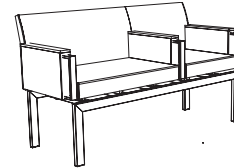


② IM2066 11 FC SST (reconfigured from standard model)

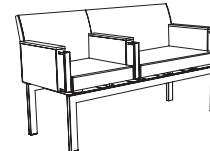
1. A standard Immix unit as found in this price list, with 20" upholstered seats and a 22" table in the middle. It has the elements you want, but not in the right order.
2. All the same elements but with the table positioned on the right, where you want it. Simply add SST at the end of your model number to indicate a seat-seat-table configuration. Contact Versteel Customer Service if you have any questions.

### Mirror A Standard Model

In this price list you will find many standard models, but not every configuration. All of the models listed can be mirrored to fit your needs with no additional charge. To specify a mirrored model just add the letter M to the standard model number when you order. Should you have any questions or concerns call Versteel Customer Service.



① IM2055 D05 (standard model)

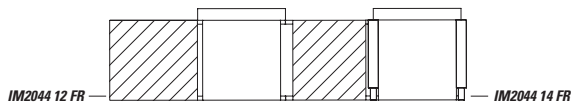


② IM2055 D05 M (mirrored model)

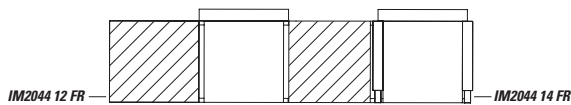
1. A standard Immix unit as found in this price list, with a 31" upholstered seat on the left and a 20" upholstered seat on the right. It has the elements you want, but you would like them flopped.
2. The mirror image of the standard model reverses the order and puts the seats where you want them. All that is required when specifying is to add M to the standard model number to achieve this configuration.

#### Arm to Armless & Armless to Arm

You may want to create a configuration where you will place a top between a seat with arms and a seat without arms on the same frame. Or even connect benches with arms to benches that are armless. In these cases it is possible to use standard tops, but Versteel has also designed tops just for this scenario. By using these tops, which have been specially sized, spacing will remain even throughout the configuration. Please indicate on your order or quote if the arm to armless top is desired.



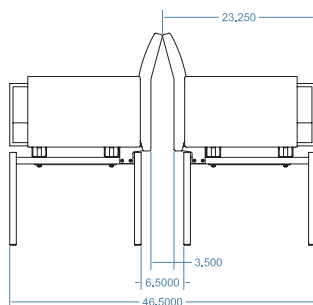
Arm to armless configuration with standard 19" top.  
Notice the uneven spacing.



Arm to armless configuration with special 21" top.  
The spacing is now consistent.

#### Back to Back Installations

When you are creating a space using Immix benches, don't forget that the benches with backs have a slightly deeper footprint. If you plan to place benches with backs in a 'back-to-back' configuration, use the dimensions provided here to insure you will have plenty of space for installation.



#### Power, Data and Wire Management

It may be desirable to provide power and data access to your Immix configuration depending on the end use application. If so, then plan for your power and data as you would any other specification, keeping in mind where the power will come from as well as the load that will be placed on the circuit.

Review the Power & Data Planning section that is found in the Versteel Power & Data Price List for more information. If there is any risk that the circuits may not be able to carry the load, contact a qualified electrician. Also, always consult any local codes or restrictions concerning power.

Use the drawings provided on the next page to determine the location(s) you want to place power and data or grommets in your configuration.

#### Power & Data

Immix tables and benches with tops can be individually powered with Henris or sequenced using Henri Nows. Use Henri and Henri Now to conveniently power laptops and other portable electronic devices. When power and data are not required, the units will conveniently store under the table leaving the top unobstructed for usage and cleaning.

#### Wire Management

Use grommets to route cords for lamps and other devices through a table top to an outlet.

### Locations For Henris and Grommets

#### Rectangular Frames

Henris, Henri Nows and grommets must be located between the cross rails on Immix frames. There are five locations for the rectangular frame that can be combined and cross-referenced for more than one application. The logic for positioning is that as the frame grows in length, from left to right, the position moves along with it. A 22" frame has one position (Location 1) as there is only one space between cross rails. A 44" frame has 3 positions (Locations 1, 2 & 3) as there are three spaces between cross rails. The drawings at right illustrate the positions for rectangular frames and how to indicate where you would like Henris, Henri Nows or grommets.

#### Arc Frames & Corner Connectors

There are four locations for the arc frame positions and one for corner connectors. The drawings below illustrate the positions for Henris, Henri Nows and grommets.

30, 45 & 60 Degree Arc



Location 1

30, 45, 60 & 90 Degree Arc



Location 2

30, 45, 60 & 90 Degree Arc



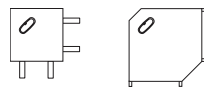
Location 3

30, 45, 60 & 90 Degree Arc



Location 4

Corner Connector



Location 1

22" Frame



Location 1

33" Frame



Location 2

44" Frame



Location 3

55" Frame



Location 4

66" Frame



Location 5

#### Rectangular Frame Location Examples

33" Frame



Location 1

44" Frame



Locations 1 & 3

44" Frame



Location 2

55" Frame

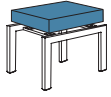


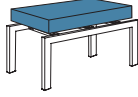
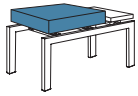
Locations 1 & 4

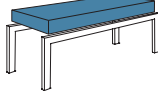
66" Frame

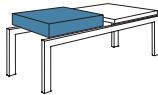
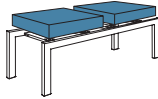


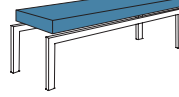
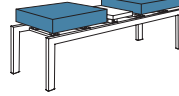
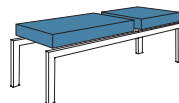
Locations 2 & 4

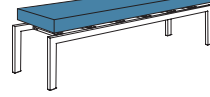
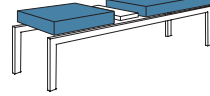
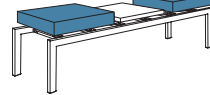
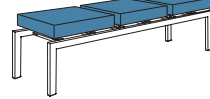
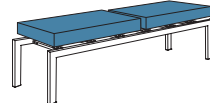
**22" Frame**

**IM2022 01**  
 (1) 20" upholstered seat

**33" Frame**

**IM2033 01**  
 (1) 31" upholstered seat

**IM2033 11 H**  
 (1) 20" upholstered seat  
 (1) 11" top

**44" Frame**

**IM2044 01**  
 (1) 42" upholstered seat

**IM2044 11 H**  
 (1) 31" upholstered seat  
 (1) 11" top

**IM2044 11 F**  
 (1) 20" upholstered seat  
 (1) 22" top

**IM2044 D01**  
 (2) 20" upholstered seats

**55" Frame**

**IM2055 01**  
 (1) 53" upholstered seat

**IM2055 11 HC**  
 (2) 20" upholstered seats  
 (1) 11" top

**IM2055 D01**  
 (1) 31" upholstered seat  
 (1) 20" upholstered seat

**66" Frame**

**IM2066 01**  
 (1) 64" upholstered seat

**IM2066 11 HC**  
 (1) 20" upholstered seat  
 (1) 31" upholstered seat  
 (1) 11" top

**IM2066 11 FC**  
 (2) 20" upholstered seats  
 (1) 22" top

**IM2066 T01**  
 (3) 20" upholstered seats

**IM2066 D01**  
 (2) 31" upholstered seats

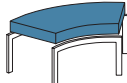
All rectangular frames are available with or without arms and with or without backs. All arc frames are available with upholstered seats or tops.

**30 Degree Arc**

**IM2030CT 01**  
 (1) upholstered seat

**45 Degree Arc**

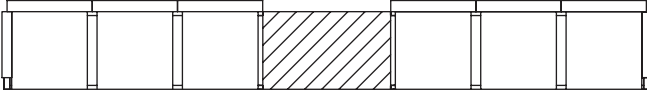
**IM2045CT 01**  
 (1) upholstered seat

**60 Degree Arc**

**IM2060CT 01**  
 (1) upholstered seat

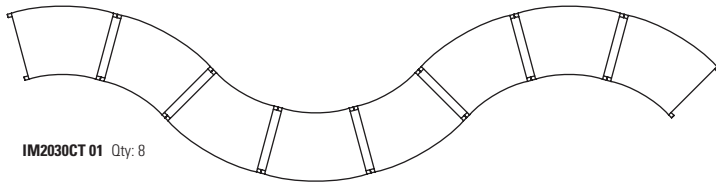
**90 Degree Arc**

**IM2090CT 01**  
 (1) upholstered seat

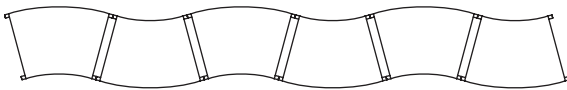
### Basic Configuration Examples



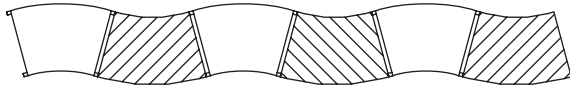
IM2066 T03R Qty: 1  
IMIL 2044REFX Qty: 1  
IM2066 T03L Qty: 1



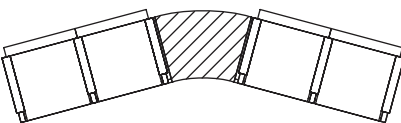
IM2030CT 01 Qty: 8



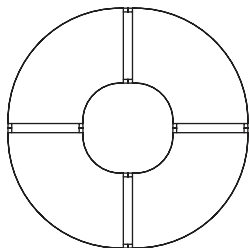
IM2030CT 01 Quantity: 6



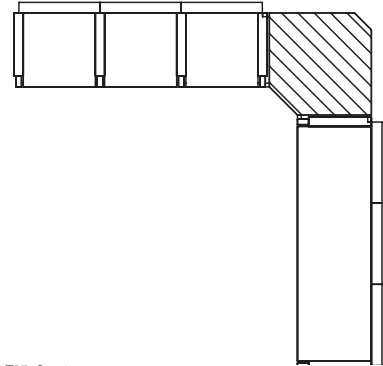
IM2030CT 01 Qty: 3  
IMIL 2030CTFX Qty: 3



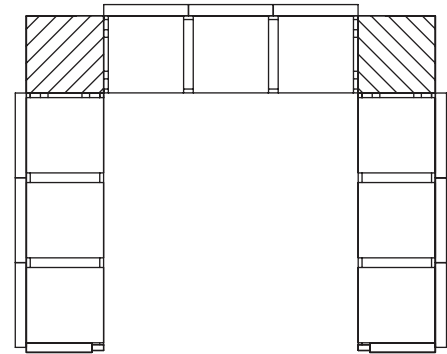
IM2044 D05 Qty: 2  
IMIL 2030ACTFX Qty: 1



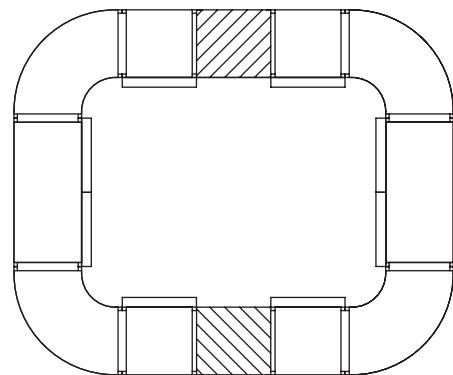
IM2090CT 01 Qty: 4



IM2066 T05 Qty: 1  
IMIL 2028CRFX Qty: 1  
IM2066 04 Qty: 1



IM2066 T03R Qty: 1  
IM2066 T03L Qty: 1  
IMIL 20SQFX Qty: 2  
IM2066 T02 Qty: 1

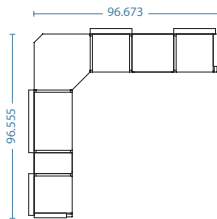


IM2066 12 FC Qty: 2  
IM2044 02 Qty: 2  
IM2090CT 01 Qty: 4

**Large Configurations**

Larger spaces may require a larger configuration, and these may be intimidating. If you are concerned that the curves and angles you are specifying may not be the correct ones, call Versteel Customer Service for input and advice.

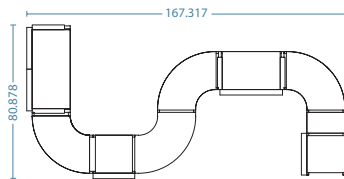
Versteel will also help you configure your Immix bench system if needed. Simply call Versteel Customer Service and provide the dimensions of your space and the type of configuration that you desire. Like any other space planning, it is helpful to know where power and data sources are, as well as windows, doors, and any other obstructions and proposed traffic patterns.

**L Unit**

- (1) IM2066 13R HC
- (1) IM2066 13L FC
- (1) IMIL 2030CRFX

Total List: \$10,030\*

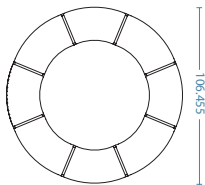
\*All benches are priced with powder coat frames and Grade 2/COM fabric. Tops and tables are priced with standard laminate tops and PVC edges.



**S Unit**

- (1) IM2033 12 HL
- (2) IM2090CT 01
- (1) IM2033 04
- (1) IMIL 2090CTFX
- (1) IM2022 02
- (1) Special 90 Degree Arm to Armless Table
- (1) IM2044 04

Total List: \$19,003\*



**Round Unit**

- (4) IM2045CT 01
- (4) IMIL 2045CTFX

Total List: \$12,952\*



\*All benches are priced with powder coat frames and Grade 2/COM fabric. Tops and tables are priced with standard laminate tops and PVC edges.

To Order, Specify...

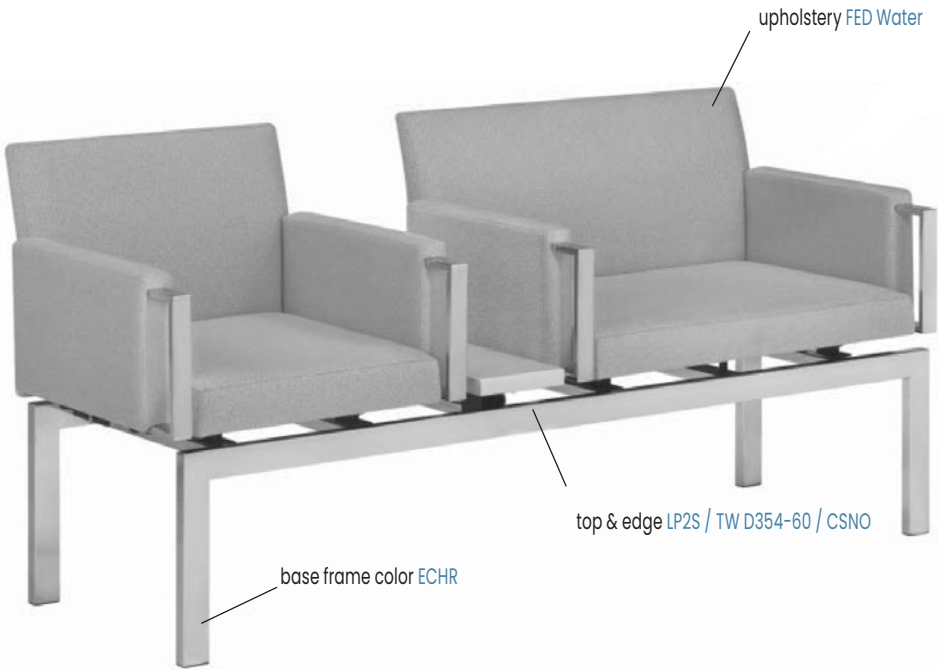
- 1 Model Number
- 2 Frame Color
- 3 Upholstery Selection
- 4 Top Material
  - a. Laminate manufacturer and color
  - b. Veneer species and finish color
- 5 Edge Style and Thickness
- 6 Edge Color
- 7 Bench Options

model number		finish selections				bench options
IM2066 15 HC / LP2S		ECHR	FED Water	TW D354-60	CSNO	----
model number	top, edge & corner	frame color	upholstery selection	top laminate manufacturer & laminate color	edge color	bench options

An IM2066 15 HC LP2S is an Immix series, 66" frame bench with 20" and 31" upholstered seats, 22" and 33" upholstered backs, four upholstered arms, 8" laminate top center, with a 1 1/4" thick top, PVC edge with square corners.

The codes ECHR / FED Water / TW D354-60 / CSNO specify a Chrome frame, Grade 4 Editor Water upholstery, Wilsonart D354-60 Designer White laminate and Snow PVC.

Model Number IM2066 15 HC



Orders may be sent via

Mailing Address

Versteel  
2332 Cathy Lane  
Jasper, IN 47546

Contact Versteel

Email contact@versteel.com  
Phone 800 876 2120  
812 634 2120  
Fax 812 482 9318

### Studio Steel®

Versteel's "urban fabrication" process leaves the telltale signs of welding and assembly on the surface, highlighting a manufacturing aesthetic. Choosing a clear or transparent powder coat is recommended, allowing tonal striations (created as a result of extreme heat), natural textures, and the inherent qualities of raw steel to show through.

Studio Steel Process . . . . . \$165 per chair

### Powder Coat Finishes

All powder coat finishes in the Versteel offering have been formulated with the use of epoxy, polyester or epoxy and polyester blends to maximize the finish durability.

Powder Coat - Standard . . . . . n/c

Powder Coat - Premium . . . . . \$165 per chair

### Immix Powder Coat Colors

Alloy . . . . .	PALY	Mint . . . . .	PMNT
Amethyst . . . . .	PAME	Navy . . . . .	PNAV
Anthracite . . . . .	PANT	Nimbus . . . . .	PNIM
Black Anodized . . . . .	PBLA	Nutmeg . . . . .	PNUT
Bronze . . . . .	PBRO	◆ Pacific . . . . .	PPAC
Calypso . . . . .	PCAL	Pearl . . . . .	PPEA
Carbon . . . . .	PCAR	Pebble . . . . .	PPEB
Champagne . . . . .	PCHA	◆ Platinum . . . . .	PPLA
Coconut . . . . .	PCOC	Poppy . . . . .	PPOP
◆ Copper . . . . .	PCOP	◆ Raven . . . . .	PRAV
Crimson . . . . .	PCRI	Royal . . . . .	PROY
◆ Crystal . . . . .	PCRY	Seaside . . . . .	PSEA
Daffodil . . . . .	PDAF	Shipyard . . . . .	PSHI
Ebony . . . . .	PEBO	Silver . . . . .	PSIL
Forest . . . . .	PFOR	Snow . . . . .	PSNO
Fossil . . . . .	PFOS	Stone . . . . .	PSTO
◆ Garnet . . . . .	PGAR	Storm . . . . .	PSTM
◆ Gold . . . . .	PGOL	Terra Cotta . . . . .	PTEC
Graphite . . . . .	PGRA	Whisper . . . . .	PWHI
◆ Hope . . . . .	PHOP	White Linen . . . . .	PWHL
Kelly Green . . . . .	PKEG	Powder Coat Alternative . . . . .	OPA
◆ Matte . . . . .	PMAT		
Mica . . . . .	PMIC		

### Transparent Powder Coats (indicated by ◆)

Please note that the transparent characteristics of these powders allow all natural welds and textures inherent to raw steel to be visible.

### Premium Powder Coats (indicated by ●)

Versteel's premium process uses specially formulated powder coats for a truly unique color palette.  
An upcharge applies; see product pages.

### Plated

Versteel offers two plated options: Chrome and Nickel. Chrome is our most durable finish available and is a deep luster chrome plated finish. Nickel is a plated finish with a clear coat applied for durability. An upcharge applies for plated finishes. See product pricing pages for upcharge.

Chrome . . . . . ECHR

Nickel . . . . . ENKL

### Veneer

Immix tables are available with plain sliced Ash, Cherry, Maple and Walnut veneers.

### Immix Veneer Species

Ash . . . . . AP01 Maple . . . . . MP01

Cherry . . . . . CP01 Walnut . . . . . WP01

### Immix Veneer Finish

#### Ash

Beach . . . . . VBEA Fog . . . . . VFOG

Chestnut . . . . . VCHE Pebble . . . . . VPEB

Drift . . . . . VDRI Whisper . . . . . VWHI

Fawn . . . . . VFAW

#### Cherry

Blossom Cherry . . . . . VBLC Java Cherry . . . . . VJAC

Cordovan Cherry . . . . . VCNC Millwork Cherry . . . . . VMWC

Golden Cherry . . . . . VGNC

#### Maple

Caramel Maple . . . . . VCMM Sugar Maple . . . . . VSUM

Solar Maple . . . . . VSLM

#### Walnut

Brighton Walnut . . . . . VBRW Natural Walnut . . . . . VNAW

Espresso Walnut . . . . . VESW

Edges

Immix table edges are available in PVC and wood.

- PVC provides hot melt application in a continuous band around the surface.
- Wood banding is a multi-ply wood band or miter-cornered solid in Ash, Cherry, Maple or Walnut.

Immix PVC Edge Colors

Absolute Acajou . . . . .	CABA	Nimbus. . . . .	CNIM
Alloy. . . . .	CALY	Pearl . . . . .	CPEA
Carbon. . . . .	CCAR	Platinum . . . . .	CPLA
Champagne . . . . .	CCHA	Pralines & Cream . . . . .	CPRC
Coconut . . . . .	CCOC	Shadow . . . . .	CSHA
Ebony. . . . .	CEBO	Snow . . . . .	CSNO
Florence Walnut . . . . .	CFLW	Stone . . . . .	CSTO
Fossil . . . . .	CFOS	Storm. . . . .	CSTM
Graphite . . . . .	CGRA	Whisper . . . . .	CWHI
Grey. . . . .	CGRE	White Linen . . . . .	CWHL
Kensington Maple. . . . .	CKEM		

Wood Finish

Versteel uses a post-catalyst varnish that meets AWI (Architectural Woodwork Institute) TR6 performance standards.

Immix Wood Edge Species

Ash . . . . .	A01	Maple. . . . .	M01
Cherry . . . . .	C01	Walnut . . . . .	W01

Immix Wood Edge Finishes

Ash

Beach. . . . .	WBEA	Fog . . . . .	WFOG
Chestnut. . . . .	WCHE	Pebble . . . . .	WPEB
Drift . . . . .	WDRI	Whisper . . . . .	WWHI
Fawn . . . . .	WFAW		

Cherry

Blossom Cherry . . . . .	WBLC	Java Cherry. . . . .	WJAC
Cordovan Cherry . . . . .	WCNC	Millwork Cherry. . . . .	WMWC
Golden Cherry . . . . .	WGNC		

Maple

Caramel Maple . . . . .	WCMM	Sugar Maple . . . . .	WSUM
Solar Maple. . . . .	WSLM		

Walnut

Brighton Walnut . . . . .	WBRW	Natural Walnut. . . . .	WNAW
Espresso Walnut. . . . .	WESW		

Finish Reference & Samples

For finish color reference, please refer to our website. Contact Versteel Customer Service to receive actual color samples for color matches and final color approval.

**Powder Coat Alternative****Call for quotation**

Specify code *OPA* (Powder Coat Alternative), add cost from Versteel quotation

Powder Coat Alternative is available from Versteel. The entire RAL color reference along with hundreds of other color and finishes are available.

For Powder Coat Alternative matching, you must supply a color reference sample, or an RAL number. Versteel will review the sample for possible existing colors available and send a sample for customer approval. If no color match exists a custom match can be developed. Call Versteel Customer Service for associated upcharges on custom color development.

**NOTE** CUSTOM COLOR MATCHING APPROVALS MAY AFFECT STANDARD PRODUCTION SCHEDULES

**Special Laminate****Call for quotation**

Specify code *TSP* (Special Laminate), indicate the quoted charges per table

Special laminates and patterns can be specified as an option. To specify, contact Versteel for availability and pricing.

**NOTE** LAMINATES IN STANDARD COLORS AND TEXTURES FROM FORMICA, NEVAMAR, PIONITE AND WILSONART ARE STANDARD

**CAUTION** LAMINATE MANUFACTURERS CHANGE STANDARD OFFERINGS FREQUENTLY, AND IT IS POSSIBLE THAT A STANDARD PRODUCT CAN BECOME UNAVAILABLE. VERSTEEL CANNOT BE RESPONSIBLE FOR ANY INCONVENIENCE THIS MAY CAUSE.

**Custom PVC Color Match****Call for quotation / one time charge per color, per order**

Specify code *OCF* (Custom PVC Color Match), add cost from Versteel quotation

PVC Color Match can be the selection of a color that is available from a Versteel supplier or a new custom color developed for the order. Minimum footage requirements mean that the amount of material needed for your order will effect the cost.

For PVC Color Matching you must supply a color reference sample. Versteel will review the sample for possible existing colors available and send a sample for customer approval. If no color match exists, a custom match will be developed and sampled for customer approval before a production schedule is established.

**NOTE** CUSTOM COLOR MATCHING APPROVALS MAY AFFECT STANDARD PRODUCTION SCHEDULES

**Stain Finish Match****\$996 / one time charge per finish, per order**

Specify code *OSM* (Stain Finish Match), add \$996.00 list per finish, per order

Alternative Stain Finishes are available for veneer and wood edged tops.

For Stain Finish Matching you must supply two 4" x 4" finish color and grain reference samples. An expertly finish matched sample will be provided for customer approval.

**NOTE** CUSTOM COLOR MATCHING APPROVALS MAY AFFECT STANDARD PRODUCTION SCHEDULES

**Veneer or Wood Edge Alternatives**

For veneer or wood edge requirements other than our standard plain sliced Ash, Cherry, Maple or Walnut, contact Versteel Customer Service with the specifications of the materials you would like to specify.

**NOTE** VENEER OR WOOD EDGE ALTERNATIVES APPROVAL MAY AFFECT STANDARD PRODUCTION SCHEDULES

**Wood Finish Alternatives**

Versteel finish has a natural grain fill level finish appearance, contact Versteel Customer Service for alternative fill levels. Coarse grain will require additional application steps for a full-fill grain appearance and will require a quote.

**NOTE** WOOD FINISH ALTERNATIVE APPROVAL MAY AFFECT STANDARD PRODUCTION SCHEDULES

**3form® Material**

3form is available for Immix tops. It incorporates raw materials made of renewable material from natural landscapes all over the globe. The manufacturing process produces no VOC's or other harmful gases. 3form material is GREENGUARD® CERTIFIED. Contact Versteel Customer Service for pricing.

**Table Top Alternatives**

Table tops can be produced in alternative top material if desired. Contact Versteel Customer Service for pricing and availability.

**Alternate Core Construction**

Alternate core constructions are available, including medium density fiberboard (MDF), honeycomb cores and cores that contain no urea formaldehyde. Contact Versteel Customer Service for pricing and availability

**Immix Adjustable Glides**
**no charge**

Standard on all Immix benches, these glides are semi-concealed in the leg and compensate to approximately  $\frac{3}{4}$ " for uneven floors.


**Immix Armless Plate**
**no charge**


Armless plates can be used between cushions when no arms are specified. One plate for each of these applications is shipped with each bench. The plates can be used as an alternative to installing link brackets. Finish will be the same as the frame when powder coat is specified. For Chrome frames, the finish is Ebony.

**Immix Link Brackets**
**no charge**

Link brackets are shipped on the underside of all Immix benches. Finish will be the same as the frame when powder coat is specified. For Chrome frames, brackets will be Ebony.

**Fully Upholstered Arm**
**-\$71 / arm**

Specify code **ZFA** (Fully Upholstered Arm), subtract \$71 list per arm from price of bench



A fully upholstered arm is available as an alternative to the standard arm. These arms do not have any metal detail.

**Dual Metal Arm**
**\$129 / arm**

Specify code **ZMA** (Dual Metal Arm), add \$129 list per arm to price of bench




A dual metal arm is available as an alternative to the standard arm. These arms have metal detail on both ends. Benches specified with this option should not have a back.

**Tablet Arm**
**Call for quotation**

A tablet arm is available on 22" and 33" frame benches. Call Versteel Customer Service for more information.

**Bolster**
**Fabric Grade Dependent / Bolster**

Specify code according to fabric grade  
**AIB2** (Grade 2 Bolster), add \$253 list each  
**AIB3** (Grade 3 Bolster), add \$302 list each  
**AIB4** (Grade 4 Bolster), add \$353 list each  
**AIB5** (Grade 5 Bolster), add \$404 list each  
**AIB6** (Grade 6 Bolster), add \$453 list each



The bolster tethers to the bench frame using two 8  $\frac{1}{2}$ " elastic straps. Call Versteel Customer Service for more information.

**Cleanout Cushion**
**\$23 / per seat**

Specify code **UCC** (Upholstery Cleanout Cushion), add \$23 list per seat

Cleanout Cushions replace standard seats, creating space at the back and both sides of the seat to allow dirt and debris to fall to the floor for easier cleaning.

**Top Custom Cutout**
**\$120 / cutout**

Specify code **TCC** (Top Custom Cutout), add \$120.00 list per cutout

Top Custom Cutout requires a drawing for production and is subject to approvals.

Henri Now linking systems require an **HNPU** power supply unit per each sequence. Specify code HNPU, \$450.00 list each.

- 120" cord length
- 15 amp circuit
- standard grounded plug
- surge protection



**Henri - \$344 / unit**

Specify code **PH\_** (Henri - Quantity\_),  
add \$344.00 list per Henri

The pop-up Henri electrical unit(s) is factory installed in the specified location.

#### SPECIFICATIONS

- One 9' cord, one 15 amp circuit, standard grounded plug
- Surge protection
- Two electrical outlets per unit



**NOTE** WHEN SEQUENCING ELECTRICAL UNITS, HENRI NOW MUST BE USED

**NOTE** HENRI UNITS ARE NOT AVAILABLE ON 8", 10" OR 11" TOPS

**Henri Now - \$332 / unit**

Specify code **PHN\_** (Henri Now - Quantity\_),  
add \$332.00 list per Henri Now

Specify code **HNPU** (Power Infeed Cord),  
add \$450.00 list per Power Infeed Cord

The pop-up Henri Now electrical unit(s) is factory installed in the specified location.

#### SPECIFICATIONS

- Surge protection
- Two electrical outlets per unit

**NOTE** HENRI NOW UNITS ARE NOT AVAILABLE ON 8", 10" OR 11" TOPS

#### 1 Henri

**\$344 / table**

Specify code **PH1** (1 Henri), add \$344 list per table

#### 1 Henri Now

**\$332 / table**

Specify code **PHN1** (1 Henri Now), add \$332 list per table

#### 2 Henris

**\$688 / table**

Specify code **PH2** (2 Henris), add \$688 list per table

#### 2 Henri Nows

**\$664 / table**

Specify code **PHN2** (2 Henri Nows), add \$644 list per table

#### Other Electrical

##### Call for quotation

Customer selected electrical units from ECA, Byrne, Altinex, Extron, etc. may be specified for Immix tops. Once a unit is selected, contact Versteel Customer Service for approval.

#### Round Grommet

**\$76 / each**

Specify code **WR\_** (Round Grommet - Location \_), add \$76 list per grommet

Round Grommets are 3" black grommets with an inside dimension of 2 1/4". Round grommets are factory installed in the specified location. Includes two-piece black insert.



#### Oval Brush Grommet

**\$97 / each**

Specify code **WO\_** (Oval Brush Grommet - Location \_), add \$97 list per grommet

Oval Brush Grommets are 3" x 7 1/2" black grommets with a brush insert cord access dimensions of 1 1/2" x 4". Oval brush grommets are factory installed in the specified location.



#### 1 Grommet - Provide Location Print

**Round Grommet - Specify code **WRG**,  
add \$76.00 list per table**

**Oval Brush Grommet - Specify code **WOG**,  
add \$97.00 list per table**

1 round or oval brush grommet is factory installed in the top location based on specifier's print.



## Questions?

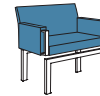
800 876 2120

		material > grade >	Fabric Grade 2 or COM	Fabric Grade 3	Fabric Grade 4	Fabric Grade 5	Fabric Grade 6	Top
Style	Description	Model #	Product Wt					
 IM2022 04	<b>Seat Only</b>  Consists of: Upholstered Seat 20"	<b>IM2022 01</b>	22	Standard Powder Coat				
				1039	1139	1238	1338	1439
				1117	1213	1312	1413	1513
		<b>IM20SQ 01</b>	22	Standard Powder Coat				
				1039	1139	1238	1338	1439
				1117	1213	1312	1413	1513
	Consists of: Upholstered Seat 20" Upholstered Back 22"	<b>IM2022 02</b>	31	Standard Powder Coat				
				1818	2018	2218	2415	2616
				1895	2094	2294	2490	2692
		<b>IM2022 03R</b>	39	Standard Powder Coat				
				2413	2663	2911	3158	3408
				2583	2831	3081	3325	3577
	Consists of: Upholstered Seat 20" Upholstered Back 22" Upholstered Arm - Right	<b>IM2022 03L</b>	39	Standard Powder Coat				
				2413	2663	2911	3158	3408
				2583	2831	3081	3325	3577
		<b>IM2022 04</b>	47	Standard Powder Coat				
				3004	3307	3602	3903	4200
				3268	3568	3869	4165	4465

**COM Yardage**  
 Refer to page 126.







## To Order, Specify...

- ① Model Number
- ② Frame Color
- ③ Upholstery Selection
- ④ Bench Options



Questions?

800 876 2120


		material > grade >		Fabric Grade 2 or COM	Fabric Grade 3	Fabric Grade 4	Fabric Grade 5	Fabric Grade 6	Top
Style	Description	Model #	Product Wt						
 IM2033 04	<b>Seat Only</b> 33" Frame Consists of: Upholstered Seat 31"	<b>IM2033 01</b> 	33	Standard Powder Coat					
				1255	1406	1552	1700	1853	N/A
				Chrome, Nickel and Transparent Powder Coat					
				1403	1550	1698	1850	1997	N/A
	33" Frame Consists of: Upholstered Seat 31" Upholstered Back 33"	<b>IM2033 02</b> 	41	Standard Powder Coat					
				2308	2606	2905	3204	3504	N/A
				Chrome, Nickel and Transparent Powder Coat					
				2455	2750	3051	3349	3648	N/A
	33" Frame Consists of: Upholstered Seat 31" Upholstered Back 33" Upholstered Arm - Right	<b>IM2033 03R</b> 	49	Standard Powder Coat					
				2901	3247	3597	3947	4295	N/A
				Chrome, Nickel and Transparent Powder Coat					
				3140	3488	3837	4188	4534	N/A
	33" Frame Consists of: Upholstered Seat 31" Upholstered Back 33" Upholstered Arm - Left	<b>IM2033 03L</b> 	49	Standard Powder Coat					
				2901	3247	3597	3947	4295	N/A
				Chrome, Nickel and Transparent Powder Coat					
				3140	3488	3837	4188	4534	N/A
	33" Frame Consists of: Upholstered Seat 31" Upholstered Back 33" Upholstered Arms - Right & Left	<b>IM2033 04</b> 	57	Standard Powder Coat					
				3490	3890	4289	4688	5086	N/A
				Chrome, Nickel and Transparent Powder Coat					
				3829	4227	4625	5023	5421	N/A


COM Yardage  
Refer to page 126.


Finish Options	Price	Arm Options	Code	Price	Custom Charges	Code	Price
Powder Coat - Premium .....	\$ 165	Fully Upholstered Arm (each) .....	ZFA	\$ -71	Powder Coat Alternative (per color) .....	OPA	call
		Arm Options					
		Cleanout Cushion (per seat) .....	UCC	\$ 23			



**Questions?**


800 876 2120


				material > grade >	Fabric Grade 2 or COM	Fabric Grade 3	Fabric Grade 4	Fabric Grade 5	Fabric Grade 6	Top
Style	Description	Model #	Product Wt							
 IM2033 14 HL	33" Frame Consists of: Upholstered Seat 20" 11" Top	IM2033 11 H	35	Standard Powder Coat						
				1269	1372	1470	1571	1669	LP2S, LPF2S	
				1304	1406	1504	1604	1700	LW2S, LWF2S, LMRA2S	
				1371	1469	1569	1668	1770	LWS2, LWF2, LWR2	
				1468	1568	1664	1768	1865	VW2S, VWF2S	
				1468	1568	1664	1768	1865	VWS2, VWF2, VWR2	
				Chrome, Nickel and Transparent Powder Coat						
				1418	1519	1617	1716	1815	LP2S, LPF2S	
				1452	1550	1649	1748	1850	LW2S, LWF2S, LMRA2S	
				1515	1616	1715	1814	1915	LWS2, LWF2, LWR2	
				1614	1714	1812	1913	2014	VW2S, VWF2S	
				1614	1714	1812	1913	2014	VWS2, VWF2, VWR2	
				Standard Powder Coat						
				2052	2253	2454	2649	2851	LP2S, LPF2S	
				2086	2285	2484	2684	2881	LW2S, LWF2S, LMRA2S	
				2150	2350	2548	2746	2946	LWS2, LWF2, LWR2	
				2250	2449	2648	2846	3041	VW2S, VWF2S	
				2250	2449	2648	2846	3041	VWS2, VWF2, VWR2	
				Chrome, Nickel and Transparent Powder Coat						
				2199	2398	2595	2795	2996	LP2S, LPF2S	
				2232	2430	2632	2827	3027	LW2S, LWF2S, LMRA2S	
				2297	2495	2696	2893	3092	LWS2, LWF2, LWR2	
				2395	2593	2794	2990	3190	VW2S, VWF2S	
				2395	2593	2794	2990	3190	VWS2, VWF2, VWR2	
	33" Frame Consists of: Upholstered Seat 20" Upholstered Back 22" 11" Top - Right	IM2033 12 HR	44	Standard Powder Coat						
				2052	2253	2454	2649	2851	LP2S, LPF2S	
				2086	2285	2484	2684	2881	LW2S, LWF2S, LMRA2S	
				2150	2350	2548	2746	2946	LWS2, LWF2, LWR2	
				2250	2449	2648	2846	3041	VW2S, VWF2S	
				2250	2449	2648	2846	3041	VWS2, VWF2, VWR2	
				Chrome, Nickel and Transparent Powder Coat						
				2199	2398	2595	2795	2996	LP2S, LPF2S	
				2232	2430	2632	2827	3027	LW2S, LWF2S, LMRA2S	
				2297	2495	2696	2893	3092	LWS2, LWF2, LWR2	
				2395	2593	2794	2990	3190	VW2S, VWF2S	
				2395	2593	2794	2990	3190	VWS2, VWF2, VWR2	
				Standard Powder Coat						
				2052	2253	2454	2649	2851	LP2S, LPF2S	
				2086	2285	2484	2684	2881	LW2S, LWF2S, LMRA2S	
				2150	2350	2548	2746	2946	LWS2, LWF2, LWR2	
				2250	2449	2648	2846	3041	VW2S, VWF2S	
				2250	2449	2648	2846	3041	VWS2, VWF2, VWR2	
				Chrome, Nickel and Transparent Powder Coat						
				2199	2398	2595	2795	2996	LP2S, LPF2S	
				2232	2430	2632	2827	3027	LW2S, LWF2S, LMRA2S	
				2297	2495	2696	2893	3092	LWS2, LWF2, LWR2	
				2395	2593	2794	2990	3190	VW2S, VWF2S	
				2395	2593	2794	2990	3190	VWS2, VWF2, VWR2	
	33" Frame Consists of: Upholstered Seat 20" Upholstered Back 22" 11" Top - Left	IM2033 12 HL	44	Standard Powder Coat						
				2052	2253	2454	2649	2851	LP2S, LPF2S	
				2086	2285	2484	2684	2881	LW2S, LWF2S, LMRA2S	
				2150	2350	2548	2746	2946	LWS2, LWF2, LWR2	
				2250	2449	2648	2846	3041	VW2S, VWF2S	
				2250	2449	2648	2846	3041	VWS2, VWF2, VWR2	
				Chrome, Nickel and Transparent Powder Coat						
				2199	2398	2595	2795	2996	LP2S, LPF2S	
				2232	2430	2632	2827	3027	LW2S, LWF2S, LMRA2S	
				2297	2495	2696	2893	3092	LWS2, LWF2, LWR2	
				2395	2593	2794	2990	3190	VW2S, VWF2S	
				2395	2593	2794	2990	3190	VWS2, VWF2, VWR2	
	33" Frame Consists of: Upholstered Seat 20" Upholstered Back 22" 11" Top - Left Upholstered Arm - Right	IM2033 13R HL	52	Standard Powder Coat						
				2644	2894	3143	3393	3638	LP2S, LPF2S	
				2677	2927	3178	3424	3675	LW2S, LWF2S, LMRA2S	
				2744	2994	3240	3488	3741	LWS2, LWF2, LWR2	
				2842	3091	3342	3588	3836	VW2S, VWF2S	
				2842	3091	3342	3588	3836	VWS2, VWF2, VWR2	
				Chrome, Nickel and Transparent Powder Coat						
				2885	3135	3388	3632	3881	LP2S, LPF2S	
				2919	3169	3420	3666	3914	LW2S, LWF2S, LMRA2S	
				2983	3235	3481	3730	3980	LWS2, LWF2, LWR2	
				3112	3334	3580	3829	4078	VW2S, VWF2S	
				3112	3334	3580	3829	4078	VWS2, VWF2, VWR2	


  
LP2S


  
LPF2S


  
LW2S


  
LMRA2S


  
LWF2S


  
LWS2


  
LWF2


  
LWR2

  
VW2S

  
VWF2S

  
VWS2

  
VWF2

  
VWR2

COM Yardage  
Refer to page 126.

**COM Yardage**

Refer to page 126.

**To Order, Specify...**

- 1 Model Number
- 2 Frame Color
- 3 Upholstery Selection
- 4 Bench Options



LP2S



LPF2S



LW2S



LWF2S



LMRA2S



LWS2



LW2S



LWF2S



LW2S



LW2S



LW2S



LW2S





LW2S





Questions?


800 876 2120


		material > grade >		Fabric Grade 2 or COM	Fabric Grade 3	Fabric Grade 4	Fabric Grade 5	Fabric Grade 6	Top	
Style	Description	Model #	Product Wt							
 IM2033 14 HL	<b>Seat &amp; Top</b>  33" Frame Consists of: Upholstered Seat 20" Upholstered Back 22" 11" Top - Right Upholstered Arm - Left	IM2033 13L HR	52	Standard Powder Coat						
				2644	2894	3143	3393	3638	LP2S, LPF2S	
				2677	2927	3178	3424	3675	LW2S, LWF2S, LMRA2S	
				2744	2994	3240	3488	3741	LWS2, LWF2, LWR2	
				2842	3091	3342	3588	3836	VW2S, VWF2S	
				2842	3091	3342	3588	3836	VWS2, VWF2, VWR2	
				Chrome, Nickel and Transparent Powder Coat						
				2885	3135	3388	3632	3881	LP2S, LPF2S	
				2919	3169	3420	3666	3914	LW2S, LWF2S, LMRA2S	
				2983	3235	3481	3730	3980	LWS2, LWF2, LWR2	
				3082	3334	3580	3829	4078	VW2S, VWF2S	
				3082	3334	3580	3829	4078	VWS2, VWF2, VWR2	
	33" Frame Consists of: Upholstered Seat 20" Upholstered Back 22" 8" Top - Right Upholstered Arms - Right & Left	IM2033 14 HR	58	Standard Powder Coat						
				3238	3539	3836	4133	4432	LP2S, LPF2S	
				3271	3570	3870	4167	4469	LW2S, LWF2S, LMRA2S	
				3337	3634	3934	4233	4530	LWS2, LWF2, LWR2	
				3432	3733	4032	4330	4631	VW2S, VWF2S	
				3432	3733	4032	4330	4631	VWS2, VWF2, VWR2	
				Chrome, Nickel and Transparent Powder Coat						
				3575	3873	4172	4471	4768	LP2S, LPF2S	
				3606	3907	4205	4505	4800	LW2S, LWF2S, LMRA2S	
				3672	3969	4272	4567	4868	LWS2, LWF2, LWR2	
				3770	4069	4367	4668	4964	VW2S, VWF2S	
				3770	4069	4367	4668	4964	VWS2, VWF2, VWR2	
33" Frame Consists of: Upholstered Seat 20" Upholstered Back 22" 8" Top - Left Upholstered Arms - Right & Left	IM2033 14 HL	58	Standard Powder Coat							
			3238	3539	3836	4133	4432	LP2S, LPF2S		
			3271	3570	3870	4167	4469	LW2S, LWF2S, LMRA2S		
			3337	3634	3934	4233	4530	LWS2, LWF2, LWR2		
			3432	3733	4032	4330	4631	VW2S, VWF2S		
			3432	3733	4032	4330	4631	VWS2, VWF2, VWR2		
			Chrome, Nickel and Transparent Powder Coat							
			3575	3873	4172	4471	4768	LP2S, LPF2S		
			3606	3907	4205	4505	4800	LW2S, LWF2S, LMRA2S		
			3672	3969	4272	4567	4868	LWS2, LWF2, LWR2		
			3770	4069	4367	4668	4964	VW2S, VWF2S		
			3770	4069	4367	4668	4964	VWS2, VWF2, VWR2		


  
LP2S


  
LW2S


  
LWS2


  
LWF2


  
VW2S


  
VWF2


  
VWR2


  
LMRA2S


  
LWR2


  
VWS2


  
VWF2


  
VWR2

  
VWF2

  
VWR2

  
VWR2

  
VWR2

  
VWR2

  
VWR2

  
VWR2

  
VWR2

  
VWR2

  
VWR2

  
VWR2

  
VWR2

  
VWR2

  
VWR2

  
VWR2

  
VWR2

  
VWR2

  
VWR2

  
VWR2

  
VWR2

  
VWR2

  
VWR2

  
VWR2

  
VWR2

  
VWR2

  
VWR2

  
VWR2

  
VWR2

  
VWR2

  
VWR2

  
VWR2

  
VWR2

  
VWR2

  
VWR2

  
VWR2

  
VWR2

  
VWR2

  
VWR2

  
VWR2

  
VWR2

  
VWR2

  
VWR2

  
VWR2

  
VWR2

  
VWR2

  
VWR2

  
VWR2

  
VWR2

  
VWR2

  
VWR2

  
VWR2

  
VWR2

  
VWR2

  
VWR2

  
VWR2

  
VWR2

  
VWR2

  
VWR2

  
VWR2

  
VWR2

  
VWR2

  
VWR2

  
VWR2

  
VWR2

  
VWR2

  
VWR2

  
VWR2

  
VWR2

  
VWR2

  
VWR2

  
VWR2

  
VWR2

  
VWR2

  
VWR2

  
VWR2

  
VWR2

  
VWR2

  
VWR2

  
VWR2

  
VWR2

  
VWR2

  
VWR2

  
VWR2

  
VWR2

  
VWR2

  
VWR2

  
VWR2

  
VWR2

  
VWR2

  
VWR2

  
VWR2

  
VWR2

  
VWR2

  
VWR2

  
VWR2

  
VWR2

  
VWR2

  
VWR2

  
VWR2

  
VWR2

  
VWR2

  
VWR2

  
VWR2

  
VWR2

  
VWR2

  
VWR2

  
VWR2

  
VWR2

  
VWR2

  
VWR2

  
VWR2

  
VWR2

  
VWR2

  
VWR2

  
VWR2

  
VWR2

  
VWR2

  
VWR2

  
VWR2

  
VWR2

  
VWR2

  
VWR2

  
VWR2

  
VWR2

  
VWR2

  
VWR2

  
VWR2

  
VWR2

  
VWR2

  
VWR2

  
VWR2

  
VWR2

  
VWR2

  
VWR2

  
VWR2

  
VWR2

  
VWR2

  
VWR2

  
VWR2

  
VWR2

  
VWR2

  
VWR2

  
VWR2

  
VWR2

  
VWR2

  
VWR2

  
VWR2

  
VWR2

  
VWR2

  
VWR2

  
VWR2

  
VWR2

  
VWR2

  
VWR2

  
VWR2

  
VWR2

  
VWR2

  
VWR2

  
VWR2

  
VWR2

  
VWR2

  
VWR2

  
VWR2

  
VWR2

  
VWR2

  
VWR2

  
VWR2

  
VWR2

  
VWR2

  
VWR2

  
VWR2

  
VWR2

  
VWR2

  
VWR2

  
VWR2

  
VWR2

  
VWR2

  
VWR2

  
VWR2

  
VWR2

  
VWR2

  
VWR2

  
VWR2

  
VWR2

  
VWR2

  
VWR2

  
VWR2

  
VWR2

  
VWR2

  
VWR2

  
VWR2

  
VWR2

  
VWR2

  
VWR2

  
VWR2

  
VWR2

  
VWR2

  
VWR2

  
VWR2

  
VWR2

  
VWR2

  
VWR2

  
VWR2

  
VWR2

  
VWR2

  
VWR2

  
VWR2

  
VWR2

  
VWR2

  
VWR2

  
VWR2

  
VWR2

  
VWR2

  
VWR2

  
VWR2

  
VWR2

  
VWR2

  
VWR2



LP2S



LPF2S



LW2S



LWF2S



LMRA2S



LWS2



LWF2



LWR2



VW2S



VWF2S



VWS2



VWF2



VWR2

## Finish Options

Powder Coat - Premium ..... \$ 165

## Arm Options

Fully Upholstered Arm (each) ..... ZFA

## Code

## Price

\$ -71

## Top Options

Special Laminate ..... TSP

Custom Cutout (per cutout) ..... TCC

call

\$ 120

## Seat Options

Cleanout Cushion (per seat) ..... UCC

\$ 23

## Custom Charges

Powder Coat Alternative (per color) ..... OPA

Custom PVC Color Match ..... OCP

Stain Finish Match (per finish) ..... OSM

## Code

call

call

\$ 996


**Questions?**

800 876 2120

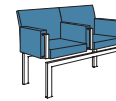
		material > grade >	Fabric Grade 2 or COM	Fabric Grade 3	Fabric Grade 4	Fabric Grade 5	Fabric Grade 6	Top
Style	Description	Model #	Product Wt					
 IM2044 04	<b>Seat Only</b> 44" Frame Consists of: Upholstered Seat 42"	 <b>IM2044 01</b>	42	Standard Powder Coat				
				1493	1694	1894	2091	2290
				Chrome, Nickel and Transparent Powder Coat				
				1721	1919	2119	2316	2516
	44" Frame Consists of: Upholstered Seat 42" Upholstered Backs 22"	 <b>IM2044 02</b>	60	Standard Powder Coat				
				3057	3454	3854	4247	4645
				Chrome, Nickel and Transparent Powder Coat				
				3283	3680	4079	4474	4871
	44" Frame Consists of: Upholstered Seat 42" Upholstered Backs 22" Upholstered Arm - Right	 <b>IM2044 03R</b>	68	Standard Powder Coat				
				3648	4097	4545	4989	5441
				Chrome, Nickel and Transparent Powder Coat				
				3968	4416	4868	5309	5758
	44" Frame Consists of: Upholstered Seat 42" Upholstered Backs 22" Upholstered Arm - Left	 <b>IM2044 03L</b>	68	Standard Powder Coat				
				3648	4097	4545	4989	5441
				Chrome, Nickel and Transparent Powder Coat				
				3968	4416	4868	5309	5758
	44" Frame Consists of: Upholstered Seat 42" Upholstered Backs 22" Upholstered Arms - Right & Left	 <b>IM2044 04</b>	76	Standard Powder Coat				
				4243	4740	5239	5732	6230
				Chrome, Nickel and Transparent Powder Coat				
				4653	5155	5653	6147	6645

**COM Yardage**

Refer to page 126.








**To Order, Specify...**

- ① Model Number
- ② Frame Color
- ③ Upholstery Selection
- ④ Bench Options



Questions?

800 876 2120


		material > grade >	Fabric Grade 2 or COM	Fabric Grade 3	Fabric Grade 4	Fabric Grade 5	Fabric Grade 6	Top
Style	Description	Model #	Product Wt					
<b>Seat Only</b>    IM2044 D05	44" Frame Consists of: Upholstered Seats 20"	<b>IM2044 D01</b> 	40	Standard Powder Coat				
				1721	1919	2119	2317	2517
				Chrome, Nickel and Transparent Powder Coat				
				1947	2146	2345	2543	2744
	44" Frame Consists of: Upholstered Seats 20" Upholstered Backs 22"	<b>IM2044 D02</b> 	58	Standard Powder Coat				
				3283	3680	4079	4475	4875
				Chrome, Nickel and Transparent Powder Coat				
				3509	3907	4306	4700	5098
	44" Frame Consists of: Upholstered Seats 20" Upholstered Backs 22" Upholstered Arm - Right	<b>IM2044 D03R</b> 	66	Standard Powder Coat				
				3874	4323	4772	5217	5665
				Chrome, Nickel and Transparent Powder Coat				
				4195	4644	5093	5536	5986
	44" Frame Consists of: Upholstered Seats 20" Upholstered Backs 22" Upholstered Arm - Left	<b>IM2044 D03L</b> 	66	Standard Powder Coat				
				3874	4323	4772	5217	5665
				Chrome, Nickel and Transparent Powder Coat				
				4195	4644	5093	5536	5986
	44" Frame Consists of: Upholstered Seats 20" Upholstered Backs 22" Upholstered Arms - Right & Left	<b>IM2044 D04</b> 	74	Standard Powder Coat				
				4470	4965	5464	5960	6459
				Chrome, Nickel and Transparent Powder Coat				
				4883	5381	5882	6377	6874
	44" Frame Consists of: Upholstered Seats 20" Upholstered Backs 22" Upholstered Arms - Right, Left & Center	<b>IM2044 D05</b> 	82	Standard Powder Coat				
				5061	5609	6158	6700	7249
				Chrome, Nickel and Transparent Powder Coat				
				5571	6121	6667	7212	7763


COM Yardage  
Refer to page 126.

Finish Options	Price	Arm Options	Code	Price	Custom Charges	Code	Price
Powder Coat - Premium .....	\$ 165	Fully Upholstered Arm (each) .....	ZFA	\$ -71	Powder Coat Alternative (per color) .....	OPA	call
<b>Accessories</b>							
Bolster (Grade 2/COM) .....	AIB2			\$ 253			
Bolster (Grade 3) .....	AIB3			\$ 302			
Bolster (Grade 4) .....	AIB4			\$ 353			
Bolster (Grade 5) .....	AIB5			\$ 404			
Bolster (Grade 6) .....	AIB6			\$ 453			
<b>Seat Options</b>							
Cleanout Cushion (per seat) .....	UCC			\$ 23			



**Questions?**

800 876 2120


				material > grade >	Fabric Grade 2 or COM	Fabric Grade 3	Fabric Grade 4	Fabric Grade 5	Fabric Grade 6	Top			
Style	Description	Model #	Product Wt										
<div>IM2044 14 HL</div> 	44" Frame Consists of: Upholstered Seat 31" 11" Top	IM2044 11 H	45	Standard Powder Coat									
				LP2S, LPF2S									
				1506	1658	1807	1956	2104	LW2S, LWF2S, LMRA2S				
				1540	1692	1840	1990	2139	LWS2, LWF2, LWR2				
				1607	1754	1903	2053	2203	VW2S, VWF2S				
				1700	1853	2004	2151	2302	VWS2, VWF2, VWR2				
				Chrome, Nickel and Transparent Powder Coat									
				1732	1883	2031	2183	2329	LP2S, LPF2S				
				1768	1917	2067	2214	2365	LW2S, LWF2S, LMRA2S				
				1831	1981	2129	2281	2429	LWS2, LWF2, LWR2				
				1930	2078	2230	2378	2530	VW2S, VWF2S				
				1930	2078	2230	2378	2530	VWS2, VWF2, VWR2				
				44" Frame Consists of: Upholstered Seat 31" Upholstered Back 33" 11" Top - Right	IM2044 12 HR	59	Standard Powder Coat						
							LP2S, LPF2S						
	2558	2857	3156				3457	3755	LW2S, LWF2S, LMRA2S				
	2591	2892	3190				3488	3788	LWS2, LWF2, LWR2				
	2658	2955	3255				3555	3854	VW2S, VWF2S				
	2753	3056	3353				3651	3950	VWS2, VWF2, VWR2				
	Chrome, Nickel and Transparent Powder Coat												
	2785	3083	3383				3681	3983	LP2S, LPF2S				
	2820	3118	3417				3715	4015	LW2S, LWF2S, LMRA2S				
	2882	3182	3479				3780	4079	LWS2, LWF2, LWR2				
	2980	3281	3579				3877	4175	VW2S, VWF2S				
	2980	3281	3579				3877	4175	VWS2, VWF2, VWR2				
	44" Frame Consists of: Upholstered Seat 31" Upholstered Back 33" 11" Top - Left	IM2044 12 HL	59				Standard Powder Coat						
							LP2S, LPF2S						
				2558	2857	3156	3457	3755	LW2S, LWF2S, LMRA2S				
				2591	2892	3190	3488	3788	LWS2, LWF2, LWR2				
2658				2955	3255	3555	3854	VW2S, VWF2S					
2753				3056	3353	3651	3950	VWS2, VWF2, VWR2					
Chrome, Nickel and Transparent Powder Coat													
2785				3083	3383	3681	3983	LP2S, LPF2S					
2820				3118	3417	3715	4015	LW2S, LWF2S, LMRA2S					
2882				3182	3479	3780	4079	LWS2, LWF2, LWR2					
2980				3281	3579	3877	4175	VW2S, VWF2S					
2980				3281	3579	3877	4175	VWS2, VWF2, VWR2					
44" Frame Consists of: Upholstered Seat 31" Upholstered Back 33" 11" Top - Left Upholstered Arm - Right				IM2044 13R HL	67	Standard Powder Coat							
						LP2S, LPF2S							
	3153	3503	3851			4199	4552	LW2S, LWF2S, LMRA2S					
	3187	3536	3885			4233	4581	LWS2, LWF2, LWR2					
	3248	3598	3948			4296	4665	VW2S, VWF2S					
	3348	3698	4045			4397	4745	VWS2, VWF2, VWR2					
	Chrome, Nickel and Transparent Powder Coat												
	3474	3822	4171			4519	4869	LP2S, LPF2S					
	3507	3855	4204			4555	4903	LW2S, LWF2S, LMRA2S					
	3570	3918	4268			4617	4965	LWS2, LWF2, LWR2					
	3670	4018	4366			4715	5065	VW2S, VWF2S					
	3670	4018	4366			4715	5065	VWS2, VWF2, VWR2					




LP2S




LPF2S




LW2S




LWF2S




LMRA2S




LWS2




LWR2




VW2S



VWF2S



VWS2



VWR2

**COM Yardage**

Refer to page 126.

**To Order, Specify...**

- 1 Model Number
- 2 Frame Color
- 3 Upholstery Selection
- 4 Bench Options



LP2S



LPF2S



LW2S



LWF2S



LMRA2S



LWS2



VWF2S



VWS2



VWF2S



VWS2



VWF2S



VWS2




VWF2S



Questions?

800 876 2120

Style	Description	Model #	Product Wt	material > grade >	Fabric Grade 2 or COM	Fabric Grade 3	Fabric Grade 4	Fabric Grade 5	Fabric Grade 6	Top
<b>Seat &amp; Top</b>    IM2044 14 HL	44" Frame Consists of: Upholstered Seat 31" Upholstered Back 33" 11" Top - Right Upholstered Arm - Left	<b>IM2044 13L HR</b>	67							
	44" Frame Consists of: Upholstered Seat 31" Upholstered Back 33" 8" Top - Right Upholstered Arms - Right & Left	<b>IM2044 14 HR</b>	75							
	44" Frame Consists of: Upholstered Seat 31" Upholstered Back 33" 8" Top - Left Upholstered Arms - Right & Left	<b>IM2044 14 HL</b>	75							

COM Yardage  
Refer to page 126.



LP2S



LPF2S



LW2S



LWF2S



LMRA2S



LWS2



LPF2S



LW2S



LWF2S



VW2S



VWS2



VWF2S



VWS2



VWF2



VWR2

**Finish Options**  
Powder Coat - Premium ..... \$ 165

**Arm Options**  
Fully Upholstered Arm (each) ..... ZFA \$ -71














**Top Options**  
Special Laminate ..... TSP call  
Custom Cutout (per cutout) ..... TCC \$ 120

**Seat Options**  
Cleanout Cushion (per seat) ..... UCC \$ 23

**Custom Charges**  
Powder Coat Alternative (per color) ..... OPA call  
Custom PVC Color Match ..... OCP call  
Stain Finish Match (per finish) ..... OSM \$ 996


**Questions?**

800 876 2120

		material > grade >	Fabric Grade 2 or COM	Fabric Grade 3	Fabric Grade 4	Fabric Grade 5	Fabric Grade 6	Top		
Style	Description	Model #	Product Wt							
<div>Seat &amp; Top</div> <div></div> <div>IM2044 14 FL</div>	44" Frame Consists of: Upholstered Seat 20" 22" Top	IM2044 11 F	47	Standard Powder Coat						 LP2S
				1449	1547	1647	1746	1848	LP2S, LPF2S	 LW2S
				1460	1563	1660	1759	1860	LW2S, LWF2S, LMRA2S	 LWS2
				1617	1716	1815	1917	2016	LWS2, LWF2, LWR2	 VW2S
				1657	1754	1855	1955	2053	VW2S, VWF2S	 VWS2
				1657	1754	1855	1955	2053	VWS2, VWF2, VWR2	 LP2S
				Chrome, Nickel and Transparent Powder Coat						 LW2S
				1673	1774	1872	1971	2073	LP2S, LPF2S	 LWS2
				1688	1786	1887	1985	2086	LW2S, LWF2S, LMRA2S	 LWF2S
				1843	1942	2043	2143	2239	LWS2, LWF2, LWR2	 LMRA2S
				1882	1981	2079	2181	2281	VW2S, VWF2S	 VW2S
				1882	1981	2079	2181	2281	VWS2, VWF2, VWR2	 VWF2S
	44" Frame Consists of: Upholstered Seat 20" Upholstered Back 22" 22" Top - Right	IM2044 12 FR	56	Standard Powder Coat						 LP2S
				2230	2428	2626	2824	3025	LP2S, LPF2S	 LW2S
				2239	2439	2639	2840	3036	LW2S, LWF2S, LMRA2S	 LWS2
				2398	2595	2796	2996	3192	LWS2, LWF2, LWR2	 VW2S
				2435	2636	2833	3032	3233	VW2S, VWF2S	 VWS2
				2435	2636	2833	3032	3233	VWS2, VWF2, VWR2	 LP2S
				Chrome, Nickel and Transparent Powder Coat						 LW2S
				2457	2652	2854	3051	3248	LP2S, LPF2S	 LWS2
				2468	2667	2866	3063	3264	LW2S, LWF2S, LMRA2S	 LWF2S
				2623	2823	3024	3219	3421	LWS2, LWF2, LWR2	 LMRA2S
				2663	2859	3061	3259	3458	VW2S, VWF2S	 VW2S
				2663	2859	3061	3259	3458	VWS2, VWF2, VWR2	 VWF2S
	44" Frame Consists of: Upholstered Seat 20" Upholstered Back 22" 22" Top - Left	IM2044 12 FL	56	Standard Powder Coat						 LP2S
				2230	2428	2626	2824	3025	LP2S, LPF2S	 LW2S
				2239	2439	2639	2840	3036	LW2S, LWF2S, LMRA2S	 LWS2
				2398	2595	2796	2996	3192	LWS2, LWF2, LWR2	 VW2S
				2435	2636	2833	3032	3233	VW2S, VWF2S	 VWS2
				2435	2636	2833	3032	3233	VWS2, VWF2, VWR2	 LP2S
				Chrome, Nickel and Transparent Powder Coat						 LW2S
				2457	2652	2854	3051	3248	LP2S, LPF2S	 LWS2
				2468	2667	2866	3063	3264	LW2S, LWF2S, LMRA2S	 LWF2S
				2623	2823	3024	3219	3421	LWS2, LWF2, LWR2	 LMRA2S
				2663	2859	3061	3259	3458	VW2S, VWF2S	 VW2S
				2663	2859	3061	3259	3458	VWS2, VWF2, VWR2	 VWF2S
	44" Frame Consists of: Upholstered Seat 20" Upholstered Back 22" 22" Top - Left Upholstered Arm - Right	IM2044 13R FL	64	Standard Powder Coat						 LP2S
				2822	3072	3319	3567	3817	LP2S, LPF2S	 LW2S
				2833	3083	3335	3580	3830	LW2S, LWF2S, LMRA2S	 LWS2
				2990	3216	3488	3740	3986	LWS2, LWF2, LWR2	 VW2S
				3028	3254	3527	3777	4025	VW2S, VWF2S	 VWS2
				3028	3254	3527	3777	4025	VWS2, VWF2, VWR2	 LP2S
				Chrome, Nickel and Transparent Powder Coat						 LW2S
				3142	3393	3638	3888	4137	LP2S, LPF2S	 LWS2
				3155	3402	3653	3903	4148	LW2S, LWF2S, LMRA2S	 LWF2S
				3312	3539	3809	4058	4307	LWS2, LWF2, LWR2	 LMRA2S
				3349	3575	3850	4096	4345	VW2S, VWF2S	 VW2S
				3349	3575	3850	4096	4345	VWS2, VWF2, VWR2	 VWF2S

COM Yardage  
Refer to page 126.

**COM Yardage**

Refer to page 126.


**To Order, Specify...**

- 1 Model Number
- 2 Frame Color
- 3 Upholstery Selection
- 4 Bench Options



Questions?

800 876 2120

				material > grade >	Fabric Grade 2 or COM	Fabric Grade 3	Fabric Grade 4	Fabric Grade 5	Fabric Grade 6	Top		
Style	Description	Model #	Product Wt									
<div>Seat &amp; Top</div> <div></div> <div>IM2044 14 FL</div>	44" Frame Consists of: Upholstered Seat 20" Upholstered Back 22" 22" Top - Right Upholstered Arm - Left	IM2044 13L FR	64	Standard Powder Coat							LP2S	
											LP2S, LPF2S	LPF2S
											LW2S, LWF2S, LMRA2S	LW2S
											LWS2, LWF2, LWR2	LWF2S
											VW2S, VWF2S	LW2S
											VWS2, VWF2, VWR2	LWF2S
												LMRA2S
												LWS2
												LWF2
												LWR2
												VW2S
												VWF2S
												VWS2
												VWF2
									VWR2			
	44" Frame Consists of: Upholstered Seat 20" Upholstered Back 22" 19" Top - Right Upholstered Arms - Right & Left	IM2044 14 FR	72	Standard Powder Coat							LP2S, LPF2S	
							LW2S, LWF2S, LMRA2S	LWS2				
							LWS2, LWF2, LWR2	LWF2				
							VW2S, VWF2S	LWR2				
							VWS2, VWF2, VWR2	VW2S				
								VWF2S				
								VWS2				
								VWF2				
								VWR2				
44" Frame Consists of: Upholstered Seat 20" Upholstered Back 22" 19" Top - Left Upholstered Arms - Right & Left	IM2044 14 FL	72	Standard Powder Coat							LP2S, LPF2S		
										LW2S, LWF2S, LMRA2S	VW2S	
										LWS2, LWF2, LWR2	VWF2S	
										VW2S, VWF2S	VWS2	
										VWS2, VWF2, VWR2	VWF2	
											VWR2	

COM Yardage

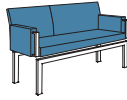
Refer to page 126.

**COM Yardage**  
 Refer to page 126.

Finish Options	Price	Arm Options	Code	Price	Wire Management Options	Code	Price
Powder Coat - Premium .....	\$ 165	Fully Upholstered Arm (each) .....	ZFA	\$ -71	1 Oval Brush Grommet .....	WOG	\$ 97
					1 Round Grommet .....	WRG	\$ 76
		<b>Top Options</b>			<b>Custom Charges</b>		
		Special Laminate .....	TSP	call	Powder Coat Alternative (per color) .....	OPA	call
		Custom Cutout (per cutout) .....	TCC	\$ 120	Custom PVC Color Match .....	OCF	call
		<b>Seat Options</b>			Stain Finish Match (per finish) .....	OSM	\$ 996
		Cleanout Cushion (per seat) .....	UCC	\$ 23			
					<b>Power and Data Options</b>		
					Please reference the Power & Data Price List		

# Immix






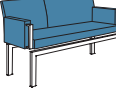
## Bench - 55" Frame



VERSTEEL

### Questions?

800 876 2120

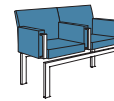
		material > grade >	Fabric Grade 2 or COM	Fabric Grade 3	Fabric Grade 4	Fabric Grade 5	Fabric Grade 6	Top
Style	Description	Model #	Product Wt					
 IM2055 04	<b>Seat Only</b> 55" Frame Consists of: Upholstered Seat 53"	<b>IM2055 01</b> 	51	Standard Powder Coat				
				1772	2019	2268	2518	2768
				Chrome, Nickel and Transparent Powder Coat				
				2083	2336	2583	2831	3080
	55" Frame Consists of: Upholstered Seat 53" Upholstered Backs 22" & 33"	<b>IM2055 02</b> 	74	Standard Powder Coat				
				3602	4103	4600	5096	5595
				Chrome, Nickel and Transparent Powder Coat				
				3915	4414	4912	5410	5907
	55" Frame Consists of: Upholstered Seat 53" Upholstered Backs 22" & 33" Upholstered Arm - Right	<b>IM2055 03R</b> 	82	Standard Powder Coat				
				4197	4746	5294	5840	6385
				Chrome, Nickel and Transparent Powder Coat				
				4605	5153	5700	6246	6795
	55" Frame Consists of: Upholstered Seat 53" Upholstered Backs 22" & 33" Upholstered Arm - Left	<b>IM2055 03L</b> 	82	Standard Powder Coat				
				4197	4746	5294	5840	6385
				Chrome, Nickel and Transparent Powder Coat				
				4605	5153	5700	6246	6795
	55" Frame Consists of: Upholstered Seat 53" Upholstered Backs 22" & 33" Upholstered Arms - Right & Left	<b>IM2055 04</b> 	90	Standard Powder Coat				
				4791	5391	5986	6582	7180
				Chrome, Nickel and Transparent Powder Coat				
				5293	5890	6490	7084	7679

### COM Yardage

Refer to page 126.




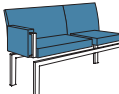



### To Order, Specify...

- 1 Model Number
- 2 Frame Color
- 3 Upholstery Selection
- 4 Bench Options



Questions?

800 876 2120

		material > grade >	Fabric Grade 2 or COM	Fabric Grade 3	Fabric Grade 4	Fabric Grade 5	Fabric Grade 6	Top
Style	Description	Model #	Product Wt					
<b>Seat Only</b>    IM2055 D05	55" Frame Consists of: Upholstered Seats 20" & 31" 	<b>IM2055 D01</b>	49	Standard Powder Coat				
				2007	2254	2503	2750	3001
				Chrome, Nickel and Transparent Powder Coat				
				2316	2567	2816	3063	3313
				N/A				
				N/A				
	55" Frame Consists of: Upholstered Seats 20" & 31" Upholstered Backs 22" & 33" 	<b>IM2055 D02</b>	72	Standard Powder Coat				
				3836	4336	4834	5330	5830
				Chrome, Nickel and Transparent Powder Coat				
				4147	4647	5144	5642	6141
				N/A				
				N/A				
	55" Frame Consists of: Upholstered Seats 20" & 31" Upholstered Backs 22" & 33" Upholstered Arm - Right 	<b>IM2055 D03R</b>	80	Standard Powder Coat				
				4429	4978	5527	6072	6619
				Chrome, Nickel and Transparent Powder Coat				
				4839	5384	5934	6480	7029
				N/A				
				N/A				
	55" Frame Consists of: Upholstered Seats 20" & 31" Upholstered Backs 22" & 33" Upholstered Arm - Left 	<b>IM2055 D03L</b>	80	Standard Powder Coat				
				4429	4978	5527	6072	6619
				Chrome, Nickel and Transparent Powder Coat				
				4839	5384	5934	6480	7029
				N/A				
				N/A				
	55" Frame Consists of: Upholstered Seats 20" & 31" Upholstered Backs 22" & 33" Upholstered Arms - Right & Left 	<b>IM2055 D04</b>	88	Standard Powder Coat				
				5022	5621	6220	6815	7414
				Chrome, Nickel and Transparent Powder Coat				
				5526	6124	6722	7318	7915
				N/A				
				N/A				
	55" Frame Consists of: Upholstered Seats 20" & 31" Upholstered Backs 22" & 33" (3) Upholstered Arms - Right, Left & Center 	<b>IM2055 D05</b>	96	Standard Powder Coat				
				5616	6265	6912	7558	8206
				Chrome, Nickel and Transparent Powder Coat				
				6214	6859	7509	8155	8801
				N/A				
				N/A				

**COM Yardage**  
 Refer to page 126.



Finish Options	Price	Arm Options	Code	Price	Custom Charges	Code	Price
Powder Coat - Premium .....	\$ 165	Fully Upholstered Arm (each) .....	ZFA	\$ -71	Powder Coat Alternative (per color) .....	OPA	call
<b>Accessories</b>							
Bolster (Grade 2/COM) .....	AIB2			\$ 253			
Bolster (Grade 3) .....	AIB3			\$ 302			
Bolster (Grade 4) .....	AIB4			\$ 353			
Bolster (Grade 5) .....	AIB5			\$ 404			
Bolster (Grade 6) .....	AIB6			\$ 453			
<b>Seat Options</b>							
Cleanout Cushion (per seat) .....	UCC			\$ 23			



800 876 2120


material > grade >	Fabric Grade 2 or COM	Fabric Grade 3	Fabric Grade 4	Fabric Grade 5	Fabric Grade 6	Top
-----------------------	-----------------------------	-------------------	-------------------	-------------------	-------------------	-----

Style	Description	Model #	Product Wt
-------	-------------	---------	------------


 IM2055 11 HC	<b>Seat &amp; Top</b> 55" Frame Consists of: Upholstered Seats 20" 11" Top - Center	<b>IM2055 11 HC</b> 	53
---	---	--	----

Standard Powder Coat					
2019	2221	2421	2619	2820	LP2S, LPF2S
2053	2254	2455	2651	2875	LW2S, LWF2S, LMRA2S
2119	2317	2517	2715	2917	LWS2, LWF2, LWR2
2217	2415	2616	2816	3013	VW2S, VWF2S
2217	2415	2616	2816	3013	VWS2, VWF2, VWR2
Chrome, Nickel and Transparent Powder Coat					
2336	2534	2733	2932	3131	LP2S, LPF2S
2366	2567	2765	2964	3163	LW2S, LWF2S, LMRA2S
2430	2632	2828	3028	3231	LWS2, LWF2, LWR2
2531	2728	2927	3127	3324	VW2S, VWF2S
2531	2728	2927	3127	3324	VWS2, VWF2, VWR2


IM2055 11 HC

	55" Frame Consists of: Upholstered Seats 20" Upholstered Backs 22" 11" Top - Center	<b>IM2055 12 HC</b> 	71
--	---	--	----

Standard Powder Coat					
3582	3983	4377	4775	5176	LP2S, LPF2S
3619	4015	4412	4808	5209	LW2S, LWF2S, LMRA2S
3680	4079	4477	4875	5272	LWS2, LWF2, LWR2
3779	4175	4574	4971	5369	VW2S, VWF2S
3779	4175	4574	4971	5369	VWS2, VWF2, VWR2
Chrome, Nickel and Transparent Powder Coat					
3894	4292	4693	5086	5484	LP2S, LPF2S
3930	4327	4726	5121	5521	LW2S, LWF2S, LMRA2S
3992	4393	4791	5186	5584	LWS2, LWF2, LWR2
4090	4488	4887	5286	5682	VW2S, VWF2S
4090	4488	4887	5286	5682	VWS2, VWF2, VWR2

	55" Frame Consists of: Upholstered Seats 20" Upholstered Backs 22" 11" Top - Center Upholstered Arm - Right	<b>IM2055 13R HC</b> 	79
--	--	---	----

Standard Powder Coat					
4174	4624	5072	5519	5966	LP2S, LPF2S
4207	4653	5108	5554	6001	LW2S, LWF2S, LMRA2S
4275	4724	5171	5616	6066	LWS2, LWF2, LWR2
4371	4820	5270	5716	6162	VW2S, VWF2S
4371	4820	5270	5716	6162	VWS2, VWF2, VWR2
Chrome, Nickel and Transparent Powder Coat					
4584	5031	5479	5923	6374	LP2S, LPF2S
4616	5065	5512	5959	6407	LW2S, LWF2S, LMRA2S
4679	5129	5577	6021	6470	LWS2, LWF2, LWR2
4780	5228	5678	6123	6570	VW2S, VWF2S
4780	5228	5678	6123	6570	VWS2, VWF2, VWR2

	55" Frame Consists of: Upholstered Seats 20" Upholstered Backs 22" 11" Top - Center Upholstered Arm - Left	<b>IM2055 13L HC</b> 	79
--	---	---	----

Standard Powder Coat					
4174	4624	5072	5519	5966	LP2S, LPF2S
4207	4653	5108	5554	6001	LW2S, LWF2S, LMRA2S
4275	4724	5171	5616	6066	LWS2, LWF2, LWR2
4371	4820	5270	5716	6162	VW2S, VWF2S
4371	4820	5270	5716	6162	VWS2, VWF2, VWR2
Chrome, Nickel and Transparent Powder Coat					
4584	5031	5479	5923	6374	LP2S, LPF2S
4616	5065	5512	5959	6407	LW2S, LWF2S, LMRA2S
4679	5129	5577	6021	6470	LWS2, LWF2, LWR2
4780	5228	5678	6123	6570	VW2S, VWF2S
4780	5228	5678	6123	6570	VWS2, VWF2, VWR2

LP2S

LPF2S

LW2S

LWF2S

LWS2

LWF2

LWR2

VW2S

VWF2S

VWS2

VWF2

VWR2

COM Yardage  
Refer to page 126.

**COM Yardage**  
Refer to page 126.
















### To Order, Specify...

- 1 Model Number
- 2 Frame Color
- 3 Upholstery Selection
- 4 Bench Options



Questions?

800 876 2120

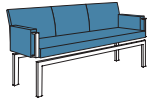
			material > grade >	Fabric Grade 2 or COM	Fabric Grade 3	Fabric Grade 4	Fabric Grade 5	Fabric Grade 6	Top					
Style	Description	Model #	Product Wt											
<div>Seat &amp; Top</div> <div> IM2055 15 HC</div>	55" Frame Consists of: Upholstered Seats 20" Upholstered Backs 22" 11" Top - Center Upholstered Arms - Right & Left	IM2055 14 HC	87	Standard Powder Coat							 LP2S			
				4768	5269	5766	6259	6758	LP2S, LPF2S		 LPF2S			
				4800	5299	5801	6294	6792	LW2S, LWF2S, LMRA2S		 LW2S			
				4868	5366	5863	6358	6857	LWS2, LWF2, LWR2		 LWS2			
				4964	5462	5961	6458	6954	VW2S, VWF2S		 VW2S			
				4964	5462	5961	6458	6954	VWS2, VWF2, VWR2		 VWS2			
				Chrome, Nickel and Transparent Powder Coat							 LMRA2S			
				5271	5768	6268	6763	7262	LP2S, LPF2S		 LWF2			
				5301	5803	6301	6796	7293	LW2S, LWF2S, LMRA2S		 LWR2			
				5368	5865	6365	6859	7356	LWS2, LWF2, LWR2		 VWF2S			
				5466	5965	6462	6958	7456	VW2S, VWF2S		 VWS2			
				5466	5965	6462	6958	7456	VWS2, VWF2, VWR2		 VWF2			
				55" Frame Consists of: Upholstered Seats 20" Upholstered Backs 22" 8" Top - Center Upholstered Arms - (2) Right & (2) Left	IM2055 15 HC	101	Standard Powder Coat							 VWR2
							5957	6554	7152	7745	8343	LP2S, LPF2S		 VWF2
	5989	6586	7184				7779	8377	LW2S, LWF2S, LMRA2S					
	6051	6649	7248				7843	8441	LWS2, LWF2, LWR2					
	6150	6748	7348				7943	8542	VW2S, VWF2S					
	6150	6748	7348				7943	8542	VWS2, VWF2, VWR2					
	Chrome, Nickel and Transparent Powder Coat													
	6645	7244	7841				8436	9034	LP2S, LPF2S					
	6681	7276	7874				8469	9068	LW2S, LWF2S, LMRA2S					
	6744	7343	7942				8539	9133	LWS2, LWF2, LWR2					
	6843	7439	8039				8630	9232	VW2S, VWF2S					
	6843	7439	8039				8630	9232	VWS2, VWF2, VWR2					

**COM Yardage**  
 Refer to page 126.

<b>Finish Options</b>		<b>Price</b>	<b>Arm Options</b>		<b>Code</b>	<b>Price</b>	<b>Custom Charges</b>		<b>Code</b>	<b>Price</b>
Powder Coat - Premium .....		\$ 165	Fully Upholstered Arm (each) .....		ZFA	\$ -71	Powder Coat Alternative (per color) .....		OPA	call
							Custom PVC Color Match .....		OCP	call
							Stain Finish Match (per finish) .....		OSM	\$ 996
			<b>Top Options</b>							
Special Laminate .....					TSP	call				
Custom Cutout (per cutout) .....					TCC	\$ 1220				
			<b>Seat Options</b>							
Cleanout Cushion (per seat) .....					UCC	\$ 23				

# Immix


## Bench - 66" Frame



VERSTEEL

### Questions?

800 876 2120

		material > grade >	Fabric Grade 2 or COM	Fabric Grade 3	Fabric Grade 4	Fabric Grade 5	Fabric Grade 6	Top	
Style	Description	Model #	Product Wt						
<div>Seat Only</div> <div> IM2066 04</div>	66" Frame Consists of: Upholstered Seat 64"	IM2066 01	61	Standard Powder Coat					
				1952	2251	2548	2848	3144	N/A
				Chrome, Nickel and Transparent Powder Coat					
				2520	2821	3119	3417	3715	N/A
	66" Frame Consists of: Upholstered Seat 64" Upholstered Backs 22"	IM2066 02	88	Standard Powder Coat					
				4292	4892	5490	6079	6681	N/A
				Chrome, Nickel and Transparent Powder Coat					
				4862	5460	6062	6649	7248	N/A
	66" Frame Consists of: Upholstered Seat 64" Upholstered Backs 22" Upholstered Arm - Right	IM2066 03R	96	Standard Powder Coat					
				4886	5534	6182	6825	7471	N/A
				Chrome, Nickel and Transparent Powder Coat					
				5554	6199	6846	7490	8135	N/A
66" Frame Consists of: Upholstered Seat 64" Upholstered Backs 22" Upholstered Arm - Left	IM2066 03L	96	Standard Powder Coat						
			4886	5534	6182	6825	7471	N/A	
			Chrome, Nickel and Transparent Powder Coat						
			5554	6199	6846	7490	8135	N/A	
66" Frame Consists of: Upholstered Seat 64" Upholstered Backs 22" Upholstered Arms - Right & Left	IM2066 04	104	Standard Powder Coat						
			5479	6177	6876	7568	8264	N/A	
			Chrome, Nickel and Transparent Powder Coat						
			6240	6938	7634	8324	9024	N/A	

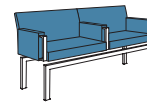
COM Yardage  
Refer to page 127.

### COM Yardage

Refer to page 127.


### To Order, Specify...

- 1 Model Number
- 2 Frame Color
- 3 Upholstery Selection
- 4 Bench Options



Questions?

800 876 2120

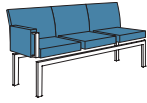
		material > grade >	Fabric Grade 2 or COM	Fabric Grade 3	Fabric Grade 4	Fabric Grade 5	Fabric Grade 6	Top
Style	Description	Model #	Product Wt					
<b>Seat Only</b>    IM2066 D05	66" Frame Consists of: Upholstered Seats 31"	IM2066 D01	59	Standard Powder Coat				
				2173	2470	2771	3071	3367
				Chrome, Nickel and Transparent Powder Coat				
				2742	3039	3342	3637	3938
				Standard Powder Coat				
				4276	4875	5473	6069	6667
	66" Frame Consists of: Upholstered Seats 31" Upholstered Backs 33"	IM2066 D02	87	Standard Powder Coat				
				4276	4875	5473	6069	6667
				Chrome, Nickel and Transparent Powder Coat				
				4844	5445	6041	6640	7237
				Standard Powder Coat				
				4869	5517	6164	6811	7460
	66" Frame Consists of: Upholstered Seats 31" Upholstered Backs 33" Upholstered Arm - Right	IM2066 D03R	95	Standard Powder Coat				
				4869	5517	6164	6811	7460
				Chrome, Nickel and Transparent Powder Coat				
				5532	6181	6828	7477	8124
				Standard Powder Coat				
				4869	5517	6164	6811	7460
	66" Frame Consists of: Upholstered Seats 31" Upholstered Backs 33" Upholstered Arm - Left	IM2066 D03L	95	Standard Powder Coat				
				4869	5517	6164	6811	7460
				Chrome, Nickel and Transparent Powder Coat				
				5532	6181	6828	7477	8124
				Standard Powder Coat				
				5460	6159	6857	7556	8253
	66" Frame Consists of: Upholstered Seats 31" Upholstered Backs 33" Upholstered Arms - Right & Left	IM2066 D04	103	Standard Powder Coat				
				5460	6159	6857	7556	8253
				Chrome, Nickel and Transparent Powder Coat				
				6221	6918	7618	8314	9010
				Standard Powder Coat				
				6054	6802	7548	8297	9047
	66" Frame Consists of: Upholstered Seats 31" Upholstered Backs 33" Upholstered Arms - Right, Left & Center	IM2066 D05	111	Standard Powder Coat				
				6054	6802	7548	8297	9047
				Chrome, Nickel and Transparent Powder Coat				
				6910	7657	8403	9152	9898
				Standard Powder Coat				
				6054	6802	7548	8297	9047

COM Yardage  
Refer to page 127.

Finish Options	Price	Arm Options	Code	Price	Custom Charges	Code	Price
Powder Coat - Premium .....	\$ 165	Fully Upholstered Arm (each) .....	ZFA	\$ -71	Powder Coat Alternative (per color) .....	OPA	call
<b>Accessories</b>							
Bolster (Grade 2/COM) .....	AIB2	\$ 253					
Bolster (Grade 3) .....	AIB3	\$ 302					
Bolster (Grade 4) .....	AIB4	\$ 353					
Bolster (Grade 5) .....	AIB5	\$ 404					
Bolster (Grade 6) .....	AIB6	\$ 453					
<b>Seat Options</b>							
Cleanout Cushion (per seat) .....	UCC	\$ 23					

# Immix


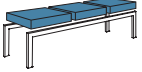



## Bench - 66" Frame



VERSTEEL

### Questions?

800 876 2120

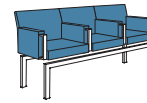
		material > grade >	Fabric Grade 2 or COM	Fabric Grade 3	Fabric Grade 4	Fabric Grade 5	Fabric Grade 6	Top
Style	Description	Model #	Product Wt					
<b>Seat Only</b>    IM2066 T05	66" Frame Consists of: Upholstered Seats 20"	<b>IM2066 T01</b>  	57	Standard Powder Coat				
				2401	2699	3000	3297	3597
				Chrome, Nickel and Transparent Powder Coat				
				2972	3268	3568	3869	4167
	66" Frame Consists of: Upholstered Seats 20" Upholstered Backs 22"	<b>IM2066 T02</b>  	87	Standard Powder Coat				
				4745	5341	5942	6532	7130
				Chrome, Nickel and Transparent Powder Coat				
				5313	5911	6510	7104	7701
	66" Frame Consists of: Upholstered Seats 20" Upholstered Backs 22" Upholstered Arm - Right	<b>IM2066 T03R</b>  	95	Standard Powder Coat				
				5337	5985	6634	7274	7922
				Chrome, Nickel and Transparent Powder Coat				
				6002	6648	7297	7942	8589
	66" Frame Consists of: Upholstered Seats 20" Upholstered Backs 22" Upholstered Arm - Left	<b>IM2066 T03L</b>  	95	Standard Powder Coat				
				5337	5985	6634	7274	7922
				Chrome, Nickel and Transparent Powder Coat				
				6002	6648	7297	7942	8589

### COM Yardage

Refer to page 127.




### To Order, Specify...

- 1 Model Number
- 2 Frame Color
- 3 Upholstery Selection
- 4 Bench Options



Questions?

800 876 2120


		material > grade >	Fabric Grade 2 or COM	Fabric Grade 3	Fabric Grade 4	Fabric Grade 5	Fabric Grade 6	Top
Style	Description	Model #	Product Wt					
<b>Seat Only</b>   IM2066 T05	66" Frame Consists of: Upholstered Seats 20" Upholstered Backs 22" Upholstered Arms - Right & Left	<b>IM2066 T04</b> 	103	Standard Powder Coat				
				5930	6627	7325	8019	8718
				Chrome, Nickel and Transparent Powder Coat				
				6690	7386	8083	8779	9477
	66" Frame Consists of: Upholstered Seats 20" Upholstered Backs 22" Upholstered Arms - Right, Left & Center	<b>IM2066 T05</b> 	119	Standard Powder Coat				
				7116	7914	8709	9503	10300
				Chrome, Nickel and Transparent Powder Coat				
				8064	8861	9657	10452	11250

COM Yardage  
Refer to page 127.

<b>Finish Options</b>	<b>Price</b>	<b>Arm Options</b>	<b>Code</b>	<b>Price</b>	<b>Custom Charges</b>	<b>Code</b>	<b>Price</b>
Powder Coat - Premium .....	\$ 165	Fully Upholstered Arm (each) .....	ZFA	\$ -71	Powder Coat Alternative (per color) .....	OPA	call
<b>Accessories</b>							
Bolster (Grade 2/COM) .....	AIB2			\$ 253			
Bolster (Grade 3) .....	AIB3			\$ 302			
Bolster (Grade 4) .....	AIB4			\$ 353			
Bolster (Grade 5) .....	AIB5			\$ 404			
Bolster (Grade 6) .....	AIB6			\$ 453			
<b>Seat Options</b>							
Cleanout Cushion (per seat) .....	UCC			\$ 23			

# Immix

## Bench - 66" Frame



VERSTEEL

### Questions?

800 876 2120

Style	Description	Model #	Product Wt	material > grade >					Top
				Fabric Grade 2 or COM	Fabric Grade 3	Fabric Grade 4	Fabric Grade 5	Fabric Grade 6	
 IM2066 15 HC	<b>Seat &amp; Top</b> 66" Frame Consists of: Upholstered Seats 20" & 31" 11" Top - Center	IM2066 11 HC	62	Standard Powder Coat					
				2188	2436	2689	2936	3187	LP2S, LPF2S
				2224	2470	2722	2971	3218	LW2S, LWF2S, LMRA2S
				2286	2536	2785	3034	3284	LWS2, LWF2, LWR2
				2382	2634	2882	3132	3382	VW2S, VWF2S
				2382	2634	2882	3132	3382	VWS2, VWF2, VWR2
				Chrome, Nickel and Transparent Powder Coat					
				2756	3008	3258	3507	3755	LP2S, LPF2S
				2793	3039	3289	3540	3788	LW2S, LWF2S, LMRA2S
				2856	3105	3354	3602	3854	LWS2, LWF2, LWR2
				2954	3204	3453	3702	3950	VW2S, VWF2S
				2954	3204	3453	3702	3950	VWS2, VWF2, VWR2
				Standard Powder Coat					
				4020	4519	5018	5515	6014	LP2S, LPF2S
				4053	4555	5051	5547	6047	LW2S, LWF2S, LMRA2S
				4118	4617	5115	5613	6110	LWS2, LWF2, LWR2
				4218	4715	5214	5713	6210	VW2S, VWF2S
				4218	4715	5214	5713	6210	VWS2, VWF2, VWR2
				Chrome, Nickel and Transparent Powder Coat					
				4591	5091	5586	6084	6582	LP2S, LPF2S
				4624	5122	5621	6119	6616	LW2S, LWF2S, LMRA2S
				4688	5188	5686	6182	6682	LWS2, LWF2, LWR2
				4788	5287	5784	6281	6780	VW2S, VWF2S
				4788	5287	5784	6281	6780	VWS2, VWF2, VWR2
	66" Frame Consists of: Upholstered Seats 20" & 31" Upholstered Backs 22" & 33" 11" Top - Center Upholstered Arm - Right	IM2066 12 HC	85	Standard Powder Coat					
				4020	4519	5018	5515	6014	LP2S, LPF2S
				4053	4555	5051	5547	6047	LW2S, LWF2S, LMRA2S
				4118	4617	5115	5613	6110	LWS2, LWF2, LWR2
				4218	4715	5214	5713	6210	VW2S, VWF2S
				4218	4715	5214	5713	6210	VWS2, VWF2, VWR2
				Chrome, Nickel and Transparent Powder Coat					
				4591	5091	5586	6084	6582	LP2S, LPF2S
				4624	5122	5621	6119	6616	LW2S, LWF2S, LMRA2S
				4688	5188	5686	6182	6682	LWS2, LWF2, LWR2
				4788	5287	5784	6281	6780	VW2S, VWF2S
				4788	5287	5784	6281	6780	VWS2, VWF2, VWR2
				Standard Powder Coat					
				4614	5163	5713	6257	6807	LP2S, LPF2S
				4647	5194	5743	6291	6840	LW2S, LWF2S, LMRA2S
				4712	5261	5809	6353	6903	LWS2, LWF2, LWR2
				4809	5358	5907	6455	7002	VW2S, VWF2S
				4809	5358	5907	6455	7002	VWS2, VWF2, VWR2
				Chrome, Nickel and Transparent Powder Coat					
				5280	5829	6377	6922	7468	LP2S, LPF2S
				5312	5860	6409	6954	7505	LW2S, LWF2S, LMRA2S
				5377	5923	6472	7019	7570	LWS2, LWF2, LWR2
				5476	6021	6571	7117	7666	VW2S, VWF2S
				5476	6021	6571	7117	7666	VWS2, VWF2, VWR2
	66" Frame Consists of: Upholstered Seats 20" & 31" Upholstered Backs 22" & 33" 11" Top - Center Upholstered Arm - Left	IM2066 13L HC	93	Standard Powder Coat					
				4614	5163	5713	6257	6807	LP2S, LPF2S
				4647	5194	5743	6291	6840	LW2S, LWF2S, LMRA2S
				4712	5261	5809	6353	6903	LWS2, LWF2, LWR2
				4809	5358	5907	6455	7002	VW2S, VWF2S
				4809	5358	5907	6455	7002	VWS2, VWF2, VWR2
				Chrome, Nickel and Transparent Powder Coat					
				5280	5829	6377	6922	7468	LP2S, LPF2S
				5312	5860	6409	6954	7505	LW2S, LWF2S, LMRA2S
				5377	5923	6472	7019	7570	LWS2, LWF2, LWR2
				5476	6021	6571	7117	7666	VW2S, VWF2S
				5476	6021	6571	7117	7666	VWS2, VWF2, VWR2

### COM Yardage

Refer to page 127.

### To Order, Specify...

- 1 Model Number
- 2 Frame Color
- 3 Upholstery Selection
- 4 Bench Options



LP2S



LPF2S



LW2S



LWF2S



LMRA2S



LWS2



VW2S



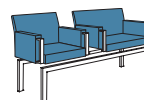
VWF2S



VWS2





VWR2





Questions?


800 876 2120


			material > grade >	Fabric Grade 2 or COM	Fabric Grade 3	Fabric Grade 4	Fabric Grade 5	Fabric Grade 6	Top	
Style	Description	Model #	Product Wt							
<div>Seat &amp; Top</div> <div> IM2066 15 HC</div>	66" Frame Consists of: Upholstered Seats 20" & 31" Upholstered Backs 22" & 33" 11" Top - Center Upholstered Arms - Right & Left	IM2066 14 HC	101	Standard Powder Coat						
				5209	5806	6404	7000	7597	LP2S, LPF2S	
				5241	5839	6436	7032	7630	LW2S, LWF2S, LMRA2S	
				5302	5905	6502	7097	7694	LWS2, LWF2, LWR2	
				5404	6002	6602	7196	7793	VW2S, VWF2S	
				5404	6002	6602	7196	7793	VWS2, VWF2, VWR2	
				Chrome, Nickel and Transparent Powder Coat						
				5966	6564	7164	7756	8358	LP2S, LPF2S	
				6001	6601	7196	7792	8391	LW2S, LWF2S, LMRA2S	
				6066	6664	7262	7858	8456	LWS2, LWF2, LWR2	
	6162	6760	7356	7954	8552	VW2S, VWF2S				
	6162	6760	7356	7954	8552	VWS2, VWF2, VWR2				
	66" Frame Consists of: Upholstered Seats 20" & 31" Upholstered Backs 22" & 33" 8" Top - Center Upholstered Arms - (2) Right & (2) Left	IM2066 15 HC	117	Standard Powder Coat						
				6394	7090	7788	8485	9184	LP2S, LPF2S	
				6427	7126	7824	8517	9215	LW2S, LWF2S, LMRA2S	
				6492	7188	7888	8585	9281	LWS2, LWF2, LWR2	
				6588	7288	7985	8678	9378	VW2S, VWF2S	
				6588	7288	7985	8678	9378	VWS2, VWF2, VWR2	
				Chrome, Nickel and Transparent Powder Coat						
				7343	8040	8738	9436	10132	LP2S, LPF2S	
				7378	8074	8771	9468	10165	LW2S, LWF2S, LMRA2S	
				7439	8136	8834	9554	10228	LWS2, LWF2, LWR2	
7539				8234	8934	9629	10328	VW2S, VWF2S		
7539				8234	8934	9629	10328	VWS2, VWF2, VWR2		


  
LP2S


  
LW2S


  
LPF2S


  
LWF2S


  
LMRA2S


  
LWS2


  
LWF2


  
LWR2

  
VW2S

  
VWF2S

  
VWS2

  
VWF2

  
VWR2

COM Yardage  
Refer to page 127.

**COM Yardage**  
 Refer to page 127.

**Finish Options**  
 Powder Coat - Premium ..... \$ 165

**Arm Options**  
 Fully Upholstered Arm (each) ..... ZFA \$ -71

**Top Options**  
 Special Laminate ..... TSP call  
 Custom Cutout (per cutout) ..... TCC \$ 120

**Seat Options**  
 Cleanout Cushion (per seat) ..... UCC \$ 23

**Custom Charges**  
 Powder Coat Alternative (per color) ..... OPA call  
 Custom PVC Color Match ..... OCP call  
 Stain Finish Match (per finish) ..... OSM \$ 996

# Immix

## Bench - 66" Frame



VERSTEEL

### Questions?

800 876 2120

|--|--|--|--|--|--|--|--|--|--|--|--|--|--|--|--|--|--|--|--|--|--|--|--|--|--|--|--|--|--|--|--|--|--|--|--|--|--|--|--|--|--|--|--|--|--|--|--|--|--|--|--|--|--|--|--|--|--|--|--|--|--|--|--|--|--|--|--|--|--|--|--|--|--|--|--|--|--|--|--|--|--|--|--|--|--|--|--|--|--|--|--|--|--|--|--|--|--|--|--|--|--|--|--|--|--|--|--|--|--|--|--|--|--|--|--|--|--|--|--|--|--|--|--|--|--|--|--|--|--|--|--|--|--|--|--|--|--|--|--|--|--|--|--|--|--|--|--|--|--|--|--|--|--|--|--|--|--|--|--|--|--|--|--|--|--|--|--|--|--|--|--|--|--|--|--|--|--|--|--|--|--|--|--|--|--|--|--|--|--|--|--|--|--|--|--|--|--|--|--|--|--|--|--|--|--|--|--|--|--|--|--|--|--|--|--|--|--|--|--|--|--|--|--|--|--|--|--|--|--|--|--|--|--|--|--|--|--|--|--|--|--|--|--|--|--|--|--|--|--|--|--|--|--|--|--|--|--|--|--|--|--|--|--|--|--|--|--|--|--|--|--|--|--|--|--|--|--|--|--|--|--|--|--|--|--|--|--|--|--|--|--|--|--|--|--|--|--|--|--|--|--|--|--|--|--|--|--|--|--|--|--|--|--|--|--|--|--|--|--|--|--|--|--|--|--|--|--|--|--|--|--|--|--|--|--|--|--|--|--|--|--|--|--|--|--|--|--|--|--|--|--|--|--|--|--|--|--|--|--|--|--|--|--|--|--|--|--|--|--|--|--|--|--|--|--|--|--|--|--|--|--|--|--|--|--|--|--|--|--|--|--|--|--|--|--|--|--|--|--|--|--|--|--|--|--|--|--|--|--|--|--|--|--|--|--|--|--|--|--|--|--|--|--|--|--|--|--|--|--|--|--|--|--|--|--|--|--|--|--|--|--|--|--|--|--|--|--|--|--|--|--|--|--|--|--|--|--|--|--|--|--|--|--|--|--|--|--|--|--|--|--|--|--|--|--|--|--|--|--|--|--|--|--|--|--|--|--|--|--|--|--|--|--|--|--|--|--|--|--|--|--|--|--|--|--|--|--|--|--|--|--|--|--|--|--|--|--|--|--|--|--|--|--|--|--|--|--|--|--|--|--|--|--|--|--|--|--|--|--|--|--|--|--|--|--|--|--|--|--|--|--|--|--|--|--|--|--|--|--|--|--|--|--|--|--|--|--|--|--|--|--|--|--|--|--|--|--|--|--|--|--|--|--|--|--|--|--|--|--|--|--|--|--|--|--|--|--|--|--|--|--|--|--|--|--|--|--|--|--|--|--|--|--|--|--|--|--|--|--|--|--|--|--|--|--|--|--|--|--|--|--|--|--|--|--|--|--|--|--|--|--|--|--|--|--|--|--|--|--|--|--|--|--|--|--|--|--|--|--|--|--|--|--|--|--|--|--|--|--|--|--|--|--|--|--|--|--|--|--|--|--|--|--|--|--|--|--|--|--|--|--|--|--|--|--|--|--|--|--|--|--|--|--|--|--|--|--|--|--|--|--|--|--|--|--|--|--|--|--|--|--|--|--|--|--|--|--|--|--|--|--|--|--|--|--|--|--|--|--|--|--|--|--|--|--|--|--|--|--|--|--|--|--|--|--|--|--|--|--|--|--|--|--|--|--|--|--|--|--|--|--|--|--|--|--|--|--|--|--|--|--|--|--|--|--|--|--|--|--|--|--|--|--|--|--|--|--|--|--|--|--|--|--|--|--|--|--|--|--|--|--|--|--|--|--|--|--|--|--|--|--|--|--|--|--|--|--|--|--|--|--|--|--|--|--|--|--|--|--|--|--|--|--|--|--|--|--|--|--|--|--|--|--|--|--|--|--|--|--|--|--|--|--|--|--|--|--|--|--|--|--|--|--|--|--|--|--|--|--|--|--|--|--|--|--|--|--|--|--|--|--|--|--|--|--|--|--|--|--|--|--|--|--|--|--|--|--|--|--|--|--|--|--|--|--|--|--|--|--|--|--|--|--|--|--|--|--|--|--|--|--|--|--|--|--|--|--|--|--|--|--|--|--|--|--|--|--|--|--|--|--|--|--|--|--|--|--|--|--|--|--|--|--|--|--|--|--|--|--|--|--|--|--|--|--|--|--|--|--|--|--|--|--|--|--|--|--|--|--|--|--|--|--|--|--|--|--|--|--|--|--|--|--|--|--|--|--|--|--|--|--|--|--|--|--|--|--|--|--|--|--|--|--|--|--|--|--|--|--|--|--|--|--|--|--|--|--|--|--|--|--|--|--|--|--|--|--|--|--|--|--|--|--|--|--|--|--|--|--|--|--|--|--|--|--|--|--|--|--|--|--|--|--|--|--|--|--|--|--|--|--|--|--|--|--|--|--|--|--|--|--|--|--|--|--|--|--|--|--|--|--|--|--|--|--|--|--|--|--|--|--|--|--|--|--|--|--|--|--|--|--|--|--|--|--|--|--|--|--|--|--|--|--|--|--|--|--|--|--|--|--|--|--|--|--|--|--|--|--|--|--|--|--|--|--|--|--|--|--|--|--|--|--|--|--|--|--|--|--|--|--|--|--|--|--|--|--|--|--|--|--|--|--|--|--|--|--|--|--|--|--|--|--|--|--|--|--|--|--|--|--|--|--|--|--|--|--|--|--|--|--|--|--|--|--|--|--|--|--|--|--|--|--|--|--|--|--|--|--|--|--|--|--|--|--|--|--|--|--|--|--|--|--|--|--|--|--|--|--|--|--|--|--|--|--|--|--|--|--|--|--|--|--|--|--|--|--|--|--|--|--|--|--|--|--|--|--|--|--|--|--|--|--|--|--|--|--|--|--|--|--|--|--|--|--|--|--|--|--|--|--|--|--|--|--|--|--|--|--|--|--|--|--|--|--|--|--|--|--|--|--|--|--|--|--|--|--|--|--|--|--|--|--|--|--|--|--|--|--|--|--|--|--|--|--|--|--|--|--|--|--|--|--|--|--|--|--|--|--|--|--|--|--|--|

### COM Yardage

Refer to page 127.

### To Order, Specify...

- 1 Model Number
- 2 Frame Color
- 3 Upholstery Selection
- 4 Bench Options

**COM Yardage**  
Refer to page 127.

<b>Finish Options</b>	<b>Price</b>	<b>Arm Options</b>	<b>Code</b>	<b>Price</b>	<b>Accessories</b>		
Powder Coat - Premium .....	\$ 165	Fully Upholstered Arm (each) .....	ZFA	\$ -71	Bolster (Grade 2/COM) .....	AIB2	\$ 253
					Bolster (Grade 3) .....	AIB3	\$ 302
		<b>Top Options</b>			Bolster (Grade 4) .....	AIB4	\$ 353
		Special Laminate .....	TSP	call	Bolster (Grade 5) .....	AIB5	\$ 404
		Custom Cutout (per cutout) .....	TCC	\$ 120	Bolster (Grade 6) .....	AIB6	\$ 453
		<b>Seat Options</b>			<b>Custom Charges</b>	<b>Code</b>	<b>Price</b>
		Cleanout Cushion (per seat).....	UCC	\$ 23	Powder Coat Alternative (per color) .....	OPA	call
		<b>Wire Management Options</b>			Custom PVC Color Match .....	OCP	call
		1 Oval Brush Grommet .....	WOG	\$ 97	Stain Finish Match (per finish).....	OSM	\$ 996
		1 Round Grommet .....	WRG	\$ 76	<b>Power and Data Options</b>		

**Immix**

Bench - Curved  
Inside Radius Back

**VERSTEEL****Questions?**

800 876 2120

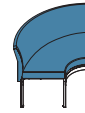
		material > grade >	Fabric Grade 2 or COM	Fabric Grade 3	Fabric Grade 4	Fabric Grade 5	Fabric Grade 6	Top
Style	Description	Model #	Product Wt					
 IM2090CT 02 IS	<b>Seat Only</b> 30 Degree Consists of: Upholstered Seat Upholstered Back	<b>IM2030CT 02 IS</b>	38	Standard Powder Coat				
				2262	2489	2715	2945	3169
				Chrome, Nickel and Transparent Powder Coat				
				2671	2900	3125	3353	3577
	45 Degree Consists of: Upholstered Seat Upholstered Back	<b>IM2045CT 02 IS</b>	41	Standard Powder Coat				
				2376	2644	2917	3187	3457
				Chrome, Nickel and Transparent Powder Coat				
				2768	3036	3310	3577	3850
	60 Degree Consists of: Upholstered Seat Upholstered Back	<b>IM2060CT 02 IS</b>	41	Standard Powder Coat				
				2507	2808	3123	3428	3741
				Chrome, Nickel and Transparent Powder Coat				
				2875	3178	3489	3799	4108
	90 Degree Consists of: Upholstered Seat Upholstered Back	<b>IM2090CT 02 IS</b>	42	Standard Powder Coat				
				2636	2994	3348	3706	4064
				Chrome, Nickel and Transparent Powder Coat				
				2983	3343	3698	4053	4411

**COM Yardage**

Refer to page 127.





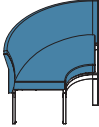
**To Order, Specify...**

- ① Model Number
- ② Frame Color
- ③ Upholstery Selection
- ④ Bench Options



Questions?

800 876 2120

		material > grade >	Fabric Grade 2 or COM	Fabric Grade 3	Fabric Grade 4	Fabric Grade 5	Fabric Grade 6	Top
Style	Description	Model #	Product Wt					
<b>Seat Only</b>    IM2045CT 02 OS	30 Degree Consists of: Upholstered Seat Upholstered Back 	<b>IM2030CT 02 OS</b>	39	Standard Powder Coat				
				2343	2606	2869	3134	3396
				Chrome, Nickel and Transparent Powder Coat				
				2749	3013	3280	3542	3804
				N/A				
				N/A				
	45 Degree Consists of: Upholstered Seat Upholstered Back 	<b>IM2045CT 02 OS</b>	44	Standard Powder Coat				
				2494	2801	3110	3416	3722
				Chrome, Nickel and Transparent Powder Coat				
				2885	3192	3503	3806	4113
				N/A				
				N/A				
	60 Degree Consists of: Upholstered Seat Upholstered Back 	<b>IM2060CT 02 OS</b>	46	Standard Powder Coat				
				2663	3011	3369	3724	4080
				Chrome, Nickel and Transparent Powder Coat				
				3031	3380	3742	4093	4450
				N/A				
				N/A				
	90 Degree Consists of: Upholstered Seat Upholstered Back 	<b>IM2090CT 02 OS</b>	50	Standard Powder Coat				
				2785	3189	3591	3994	4399
				Chrome, Nickel and Transparent Powder Coat				
				3134	3539	3940	4344	4749
				N/A				
				N/A				


**COM Yardage**  
Refer to page 127.

Finish Options	Price	Accessories	Code	Price	Custom Charges	Code	Price
Powder Coat - Premium .....	\$ 165	Bolster (Grade 2/COM) .....	AIB2	\$ 253	Powder Coat Alternative (per color) .....	OPA	call
		Bolster (Grade 3) .....	AIB3	\$ 302	Custom PVC Color Match .....	OCP	call
		Bolster (Grade 4) .....	AIB4	\$ 353	Stain Finish Match (per finish) .....	OSM	\$ 996
		Bolster (Grade 5) .....	AIB5	\$ 404			
		Bolster (Grade 6) .....	AIB6	\$ 453			
		<b>Seat Options</b>					
		Cleanout Cushion (per seat) .....	UCC	\$ 23			



Questions?

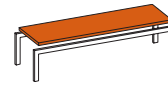
800 876 2120

		material > grade >	Fabric Grade 2 or COM	Fabric Grade 3	Fabric Grade 4	Fabric Grade 5	Fabric Grade 6	Top	
Style	Description	Model #	Product Wt						
<div>Seat Only</div> <div></div> <div>IM2090CT 01</div>	30 Degree Consists of: Upholstered Seat	IM2030CT 01	26	Standard Powder Coat					
				1521	1646	1771	1895	2017	N/A
				Chrome, Nickel and Transparent Powder Coat					
				1726	1850	1974	2098	2224	N/A
		IM2045CT 01	29	Standard Powder Coat					
				1617	1768	1917	2066	2213	N/A
				Chrome, Nickel and Transparent Powder Coat					
				1812	1963	2112	2260	2410	N/A
	60 Degree Consists of: Upholstered Seat	IM2060CT 01	30	Standard Powder Coat					
				1719	1882	2056	2225	2394	N/A
				Chrome, Nickel and Transparent Powder Coat					
				1902	2067	2238	2408	2579	N/A
		IM2090CT 01	32	Standard Powder Coat					
				1824	2025	2224	2423	2620	N/A
				Chrome, Nickel and Transparent Powder Coat					
				1997	2199	2397	2594	2795	N/A






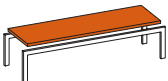
COM Yardage  
Refer to page 127.

To Order, Specify...

- 1 Model Number
- 2 Frame Color
- 3 Upholstery Selection
- 4 Bench Options



Questions?  
800 876 2120

Style	Description	Model #	Product Wt	edge >	LP2S LPF2S	LW2S LWF2S LMRA2S	LWS2 LWF2 LWR2	VW2S VWF2S	VWS2 VWF2 VWR2	
<b>Table</b>   IMIL 2063REFX	22" Frame	IMIL 2019REFX	26							
	Arm Application 20" x 18 1/4"			Standard Powder Coat						
				765	777	935	974	974		
				Chrome, Nickel and Transparent Powder Coat						
				841	854	1011	1047	1047		
	33" Frame	IMIL 2030REFX	38							
	Arm Application 20" x 29 1/4"			Standard Powder Coat						
				962	980	1215	1271	1271		
				Chrome, Nickel and Transparent Powder Coat						
				1105	1126	1361	1419	1419		
	44" Frame	IMIL 2041REFX	50							
	Arm Application 20" x 40 1/4"			Standard Powder Coat						
				1176	1202	1514	1590	1590		
				Chrome, Nickel and Transparent Powder Coat						
				1403	1427	1742	1818	1818		
	55" Frame	IMIL 2052REFX	61							
	Arm Application 20" x 51 1/4"			Standard Powder Coat						
				1439	1469	1862	1959	1959		
				Chrome, Nickel and Transparent Powder Coat						
				1748	1781	2174	2269	2269		
	66" Frame	IMIL 2063REFX	73							
	Arm Application 20" x 62 1/4"			Standard Powder Coat						
				1583	1621	2092	2207	2207		
				Chrome, Nickel and Transparent Powder Coat						
				2153	2191	2663	2779	2779		



LP2S



LPF2S



LW2S



LWF2S



LMRA2S



LWS2



LWF2



LWR2



VW2S



VWF2S



VWS2



VWF2



VWR2

**Finish Options**  
Powder Coat - Premium ..... \$ 165

**Top Options**  
Special Laminate..... TSP  
Custom Cutout (per cutout) ..... TCC

**Wire Management Options**  
1 Oval Brush Grommet ..... WOG \$ 97  
2 Oval Brush Grommets ..... WO2 \$ 194  
3 Oval Brush Grommets ..... WO3 \$ 291  
1 Round Grommet ..... WRG \$ 76  
2 Round Grommets ..... WR2 \$ 152  
3 Round Grommets ..... WR3 \$ 228

**Power and Data Options**  
Please reference the Power & Data Price List

**Custom Charges**  
Powder Coat Alternative (per color) ..... OPA  
Custom PVC Color Match ..... OCP  
Stain Finish Match (per finish) ..... OSM

**Price**  
call  
call  
call  
\$ 996



## Questions?

800 876 2120

				edge >	LP2S LPF2S	LW2S LWF2S LMRA2S	LWS2 LWF2 LWR2	VW2S VWF2S	VWS2 VWF2 VWR2	
Style	Description	Model #	Product Wt							
 IMIL 2066REFX	22" Frame	IMIL 2022REFX	28	Standard Powder Coat						
	Armless Application 20" x 21 15/16"			765	777	935	974	974		
				Chrome, Nickel and Transparent Powder Coat						
				841	854	1011	1047	1047		
	33" Frame	IMIL 2033REFX	41	Standard Powder Coat						
	Armless Application 20" x 32 15/16"			962	980	1215	1271	1271		
				Chrome, Nickel and Transparent Powder Coat						
				1105	1126	1361	1419	1419		
	44" Frame	IMIL 2044REFX	53	Standard Powder Coat						
	Armless Application 20" x 43 15/16"			1176	1202	1514	1590	1590		
				Chrome, Nickel and Transparent Powder Coat						
				1403	1427	1742	1818	1818		
	55" Frame	IMIL 2055REFX	64	Standard Powder Coat						
	Armless Application 20" x 54 15/16"			1439	1469	1862	1959	1959		
				Chrome, Nickel and Transparent Powder Coat						
				1748	1781	2174	2269	2269		
	66" Frame	IMIL 2066REFX	75	Standard Powder Coat						
	Armless Application 20" x 65 15/16"			1583	1621	2092	2207	2207		
				Chrome, Nickel and Transparent Powder Coat						
				2153	2191	2663	2779	2779		



LP2S



LPF2S



LW2S



LWF2S



LMRA2S



LWS2



LWF2



LWR2



VW2S



VWF2S



VWS2



VWF2











VWR2

## To Order, Specify...

- ① Model Number
- ② Frame Color
- ③ Top & Edge Style
- ④ Top Finish
- ⑤ Edge Color
- ⑥ Table Options



Questions?  
800 876 2120

Style	Description	Model #	Product Wt	edge >	LP2S LPF2S	LW2S LWF2S LMRA2S	LWS2 LWF2 LWR2	VW2S VWF2S	VWS2 VWF2 VWR2	
<b>Table</b>   IMIL 2045CTFX	Square	<b>IMIL 20SQFX</b>	29							
	Armless Application 20" x 20"			Standard Powder Coat						
				749	762	905	940	940		
				Chrome, Nickel and Transparent Powder Coat						
				823	836	979	1014	1014		
	Corner	<b>IMIL 2028CRFX</b>	46							
	Arm Application 20" x 27½"			Standard Powder Coat						
				1132	1149	1363	1417	1417		
				Chrome, Nickel and Transparent Powder Coat						
				1278	1296	1507	1564	1564		
	Corner	<b>IMIL 2030CRFX</b>	49							
	Armless Application 20" x 29½"			Standard Powder Coat						
				1132	1149	1363	1417	1417		
				Chrome, Nickel and Transparent Powder Coat						
				1278	1296	1507	1564	1564		
	30 Degree	<b>IMIL 2030ACTFX</b>	31							
	Arm Application 20" x 55" x 30"			Standard Powder Coat						
				1515	1532	1759	1817	1817		
				Chrome, Nickel and Transparent Powder Coat						
				1722	1740	1967	2025	2025		
	30 Degree	<b>IMIL 2030CTFX</b>	34							
	Armless Application 20" x 55" x 33"			Standard Powder Coat						
				1515	1532	1759	1817	1817		
				Chrome, Nickel and Transparent Powder Coat						
				1722	1740	1967	2025	2025		
	45 Degree	<b>IMIL 2045ACTFX</b>	38							
	Arm Application 20" x 48" x 38"			Standard Powder Coat						
				1621	1644	1900	1963	1963		
				Chrome, Nickel and Transparent Powder Coat						
				1817	1840	2095	2157	2157		
	45 Degree	<b>IMIL 2045CTFX</b>	41							
	Armless Application 20" x 48" x 42"			Standard Powder Coat						
				1621	1644	1900	1963	1963		
				Chrome, Nickel and Transparent Powder Coat						
				1817	1840	2095	2157	2157		



LP2S



LPF2S



LW2S



LWF2S



LMRA2S



LWS2



LWF2



LWR2



VW2S



VWF2S



VWS2



VWF2



VWR2

**Finish Options**  
Powder Coat - Premium ..... \$ 165

**Top Options**  
Special Laminate..... **Code** TSP **Price** call  
Custom Cutout (per cutout) ..... **Code** TCC **Price** \$ 120

**Wire Management Options**  
1 Oval Brush Grommet..... **Code** WOG **Price** \$ 97  
2 Oval Brush Grommets..... **Code** WO2 **Price** \$ 194  
3 Oval Brush Grommets..... **Code** WO3 **Price** \$ 291  
1 Round Grommet..... **Code** WRG **Price** \$ 76  
2 Round Grommets..... **Code** WR2 **Price** \$ 152  
3 Round Grommets..... **Code** WR3 **Price** \$ 228

**Power and Data Options**  
Please reference the Power & Data Price List

**Custom Charges**  
Powder Coat Alternative (per color) ..... **Code** OPA **Price** call  
Custom PVC Color Match ..... **Code** OCP **Price** call  
Stain Finish Match (per finish)..... **Code** OSM **Price** \$ 996


**Questions?**

800 876 2120

		edge >		LP2S LPF2S	LW2S LWF2S LMRA2S	LWS2 LWF2 LWR2	VW2S VWF2S	VWS2 VWF2 VWR2	
Style	Description	Model #	Product Wt						
<b>Table</b>   IMIL 2090CTFX	60 Degree	<b>IMIL 2060ACTFX</b>	40	Standard Powder Coat					
				1770	1791	2091	2165	2165	
	Arm Application 20" x 42" x 45"			Chrome, Nickel and Transparent Powder Coat					
				1954	1975	2273	2350	2350	
	60 Degree	<b>IMIL 2060CTFX</b>	43	Standard Powder Coat					
				1770	1791	2091	2165	2165	
	Armless Application 20" x 42" x 48"			Chrome, Nickel and Transparent Powder Coat					
				1954	1975	2273	2350	2350	
	90 Degree	<b>IMIL 2090ACTFX</b>	42	Standard Powder Coat					
				1876	1906	1932	2314	2314	
	Arm Application 20" x 30" x 48"			Chrome, Nickel and Transparent Powder Coat					
				2052	2079	2106	2489	2489	
	90 Degree	<b>IMIL 2090CTFX</b>	45	Standard Powder Coat					
				1876	1906	1932	2314	2314	
	Armless Application 20" x 30" x 52"			Chrome, Nickel and Transparent Powder Coat					
				2052	2079	2106	2489	2489	



LP2S



LPF2S



LW2S



LWF2S



LMRA2S



LWS2



LWF2



LWR2



VW2S



VWF2S



VWS2



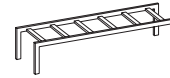
VWF2



VWR2











**To Order, Specify...**

- ① Model Number
- ② Frame Color
- ③ Top & Edge Style
- ④ Top Finish
- ⑤ Edge Color
- ⑥ Table Options



Questions?

800 876 2120

Style	Description	Model #	Product Wt						
 IMAC 2066 SF	Frame Only	<b>IMAC 2022 SF</b>	13	Standard Powder Coat					
	20" x 22"			583					
				Chrome, Nickel and Transparent Powder Coat					
				657					
	Frame Only	<b>IMAC 2033 SF</b>	18	Standard Powder Coat					
	20" x 33"			688					
				Chrome, Nickel and Transparent Powder Coat					
				834					
	Frame Only	<b>IMAC 2044 SF</b>	22	Standard Powder Coat					
	20" x 44"			809					
				Chrome, Nickel and Transparent Powder Coat					
				1037					
 IMAC 2066 TF	Frame Only	<b>IMAC 2022 TF</b>	13	Standard Powder Coat					
	20" x 22"			583					
				Chrome, Nickel and Transparent Powder Coat					
				657					
	Frame Only	<b>IMAC 2033 TF</b>	18	Standard Powder Coat					
	20" x 33"			688					
				Chrome, Nickel and Transparent Powder Coat					
				834					
	Frame Only	<b>IMAC 2044 TF</b>	22	Standard Powder Coat					
	20" x 44"			809					
				Chrome, Nickel and Transparent Powder Coat					
				1037					
	Frame Only	<b>IMAC 2055 TF</b>	26	Standard Powder Coat					
	20" x 55"			980					
				Chrome, Nickel and Transparent Powder Coat					
				1295					
	Frame Only	<b>IMAC 2066 TF</b>	30	Standard Powder Coat					
	20" x 66"			1037					
				Chrome, Nickel and Transparent Powder Coat					
				1607					

## Finish Options

Powder Coat - Premium ..... \$ 165

Price

## Top Options

Special Laminate.....TSP  
Custom Cutout (per cutout) .....TCC

Code

Price

call  
\$ 120

## Custom Charges

Powder Coat Alternative (per color) .....OPA  
Custom PVC Color Match .....OCP  
Stain Finish Match (per finish).....OSM

Code

Price

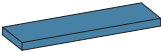
call  
call  
\$ 996

## Wire Management Options

1 Oval Brush Grommet .....WOG \$ 97  
2 Oval Brush Grommets .....WO2 \$ 194  
3 Oval Brush Grommets .....WO3 \$ 291  
1 Round Grommet .....WRG \$ 76  
2 Round Grommets .....WR2 \$ 152  
3 Round Grommets .....WR3 \$ 228






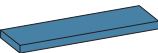
## Power and Data Options

Please reference the Power &amp; Data Price List



Questions?

800 876 2120

		material > grade >	Fabric Grade 2 or COM	Fabric Grade 3	Fabric Grade 4	Fabric Grade 5	Fabric Grade 6	Top	
Style	Description	Model #	Product Wt						
<div>Seat Only</div> <div></div> <div>IMAC 2064US</div>	Seat Only	IMAC 2020US	8						
	Upholstered Seat 20"			460	561	659	760	861	N/A
	Seat Only	IMAC 2031US	13						
	Upholstered Seat 31"			576	723	873	1023	1174	N/A
	Seat Only	IMAC 2042US	18						
	Upholstered Seat 42"			690	889	1089	1288	1487	N/A
	Seat Only	IMAC 2053US	23						
	Upholstered Seat 53"			797	1045	1296	1542	1791	N/A
	Seat Only	IMAC 2064US	28						
	Upholstered Seat 64"			920	1218	1520	1815	2117	N/A

COM Yardage  
Refer to page 127.







To Order, Specify...

- 1 Model Number
- 2 Upholstery Selection



Questions?

800 876 2120

		material > grade >	Fabric Grade 2 or COM	Fabric Grade 3	Fabric Grade 4	Fabric Grade 5	Fabric Grade 6	Top
Style	Description	Model #	Product Wt					
<b>Arm &amp; Back Only</b>   IMAC 2033UB	Arm	IMAC 2011UA	8	Standard Powder Coat				
	Upholstered Arm			597	648	697	747	798
				Chrome, Nickel and Transparent Powder Coat				
				693	744	794	845	893
	Arm	IMAC 2011MA	7	Standard Powder Coat				
	Dual Metal Upholstered Arm			722	770	821	871	920
				Chrome, Nickel and Transparent Powder Coat				
				813	863	915	964	1012
	Arm	IMAC 2011FA	5					
	Fully Upholstered Arm			442	494	538	592	642
	Back	IMAC 2022UB	9					
	Upholstered Back 22"			787	886	985	1084	1183
	Back	IMAC 2033UB	14					
	Upholstered Back 33"			1057	1206	1358	1505	1657






















COM Yardage  
Refer to page 127.

Finish Options  
Powder Coat - Premium ..... \$ 165

Custom Charges  
Powder Coat Alternative (per color) ..... OPA  
Code Price  
call

## Questions?

800 876 2120

				edge >	LP2S LPF2S	LW2S LWF2S LMRA2S	LWS2 LWF2 LWR2	VW2S VWF2S	VWS2 VWF2 VWR2	
Style	Description	Model #	Product Wt							
<b>Top Only</b>   IMAC 2066RE	8" Top	<b>IMAC 2008RE</b>	5							
	Arm Application 20" x 7 1/4"			136	168	233	330	330		
	19" Top	<b>IMAC 2019RE</b>	13							
	Arm Application 20" x 18 1/4"			188	201	358	398	398		
	30" Top	<b>IMAC 2030RE</b>	20							
	Arm Application 20" x 29 1/4"			280	298	533	592	592		
	41" Top	<b>IMAC 2041RE</b>	28							
	Arm Application 20" x 40 1/4"			370	398	710	789	789		
	52" Top	<b>IMAC 2052RE</b>	35							
	Arm Application 20" x 51 1/4"			461	496	886	984	984		
	63" Top	<b>IMAC 2063RE</b>	43							
	Arm Application 20" x 62 1/4"			555	592	1063	1180	1180		
										
										


## To Order, Specify...














- ① Model Number
- ② Top & Edge Style
- ③ Top Finish
- ④ Edge Color
- ⑤ Top Options



Questions?

800 876 2120

Style	Description	Model #	Product Wt	edge >				
				LP2S LPF2S	LW2S LWF2S LMRA2S	LWS2 LWF2 LWR2	VW2S VWF2S	VWS2 VWF2 VWR2
<b>Top Only</b>  IMAC 2066RE	11" Top Armless Application 20" x 10 <sup>15</sup> / <sub>16</sub> "	IMAC 2011RE	8	136	168	233	330	330
	22" Top Armless Application 20" x 21 <sup>15</sup> / <sub>16</sub> "	IMAC 2022RE	15	188	201	358	398	398
	33" Top Armless Application 20" x 32 <sup>15</sup> / <sub>16</sub> "	IMAC 2033RE	23	280	298	533	592	592
	44" Top Armless Application 20" x 43 <sup>15</sup> / <sub>16</sub> "	IMAC 2044RE	29	370	398	710	789	789
	55" Top Armless Application 20" x 54 <sup>15</sup> / <sub>16</sub> "	IMAC 2055RE	38	461	496	886	984	984
	66" Top Armless Application 20" x 65 <sup>15</sup> / <sub>16</sub> "	IMAC 2066RE	45	555	592	1063	1180	1180

 LP2S  
 LPF2S  
 LW2S  
 LWF2S  
 LMRA2S  
 LWS2  
 LWF2  
 LWR2  
 VW2S  
 VWF2S  
 VWS2  
 VWF2  
 VWR2

**Top Options**

Special Laminate.....	Code TSP	Price call
Custom Cutout (per cutout) .....	Code TCC	Price \$ 120

**Custom Charges**

Custom PVC Color Match .....	Code OCP	Price call
Stain Finish Match (per finish).....	Code OSM	Price \$ 996

**Wire Management Options**





















1 Oval Brush Grommet .....	Code WOG	Price \$ 97
2 Oval Brush Grommets .....	Code WO2	Price \$ 194
3 Oval Brush Grommets .....	Code WO3	Price \$ 291
1 Round Grommet .....	Code WRG	Price \$ 76
2 Round Grommets .....	Code WR2	Price \$ 152
3 Round Grommets .....	Code WR3	Price \$ 228

**Power and Data Options**

Please reference the Power & Data Price List

## Questions?

800 876 2120

		edge >		LP2S LPF2S	LW2S LWF2S LMRA2S	LWS2 LWF2 LWR2	VW2S VWF2S	VWS2 VWF2 VWR2	
Style	Description	Model #	Product Wt						
 IMAC 2065RE	10" Top	IMAC 2010RE	7						
	Arm to Armless 20" x 9 3/32"			136	168	233	330	330	LP2S
	21" Top	IMAC 2021RE	14						
	Arm to Armless 20" x 20 3/32"			188	201	358	398	398	LPF2S
	32" Top	IMAC 2032RE	22						
	Arm to Armless 20" x 31 3/32"			280	298	533	592	592	LW2S
	43" Top	IMAC 2043RE	28						
	Arm to Armless 20" x 42 3/32"			370	398	710	789	789	LWF2S
	54" Top	IMAC 2054RE	37						
	Arm to Armless 20" x 53 3/32"			461	496	886	984	984	LMRA2S
	65" Top	IMAC 2065RE	44						
	Arm to Armless 20" x 64 3/32"			555	592	1063	1180	1180	LWS2
									
									LWF2
									
									LWR2
									
									VW2S
									
									VWF2S
									
									VWS2
									
									VWF2
									
									VWR2

## To Order, Specify...

- ① Model Number
- ② Top & Edge Style
- ③ Top Finish
- ④ Edge Color
- ⑤ Top Options

800 876 2120

**Power and Data Options**  
Please reference the Power & Data Price List



**Specifications**

Kompis 4-leg guest chairs, tablet arm chairs, bariatric and stools have a square back. Chairs and stools can be specified with or without arms. Multiple material options are available on the seats, backs and armcaps ranging from upholstery to wood and urethane.

**Features**

Finished wood back, seat and armcaps are made from rotary cut molded 7-ply maple. Chairs and stools have a stainless steel pivot glide and the bariatric chairs have a clear polycarbonate glide. Kick-back leg design creates a wall saver on all models. Chairs can be stacked on the floor or on the Kompis Chair Trolley. Stools can be stacked on the floor. See below for stacking information.

**Stacking Information**

**Floor**

Arm and armless with glides. . . . .	8
Arm and armless with single wheel casters. . . . .	5
Arm and armless with dual wheel casters. . . . .	4
With tablet arm . . . . .	4
All stools . . . . .	6

**Trolley**

Arm and armless with glides. . . . .	10
Arm and armless with single wheel casters. . . . .	5
Arm and armless with dual wheel casters. . . . .	4

**Quickship Program**

Available for select products in the Kompis series, see pricing pages.

The Versteel Quickship Program consists of up to 50 tables, 25 tables with modesty panels or 100 chairs in 10 working days from time of order (received by 12pm EST). Orders must be accompanied by final material and finish specifications for order entry. They must be clearly marked "Quickship" and consist of products from the program. Quickship orders cannot be changed or cancelled, and credit approval must be acquired within 24 hours.

For additional information see Versteel.com.

**Shipping Schedule**

All Seating	4-5 WEEKS
Quickship Products	10 WORKING DAYS

Contact Versteel Customer Service for special lead time requests.

**NOTE** CHAIR ORDERS WITH COM UPHOLSTERY WILL BE SCHEDULED UPON RECEIPT OF COM UPHOLSTERY YARDAGE

**BIFMA**

All Versteel products are constructed to pass the relevant ANSI/BIFMA standards. For more detailed specifications by series and base style, contact Versteel Customer Service at 800.876.2120.

Additional information regarding warranty, terms and conditions, shipping, care and maintenance, etc. can be found in the All Seating price list.

Kompis Chair - Armless  
Square Back

Chair Dimensions  
Overall height: 31½"  
Overall width: 21 ¾"  
Overall depth: 21 ¾"  
Seat height: 18"  
Seat width: 17"  
Seat depth: 18"  
Actual weight: 19 lbs.



Kompis Chair - Arm  
Square Back

Chair Dimensions  
Overall height: 32"  
Overall width w/ armcaps: 23"  
Overall width w/o armcaps: 21 ¾"  
Overall depth: 21 ¾"  
Seat height: 18"  
Seat width: 17"  
Seat depth: 18"  
Between arms: 19 ¾"  
Arm height w/ armcaps: 26"  
Arm height w/o armcaps: 25"  
Actual weight: 20 lbs.



Kompis Chair - Flip-Up Tablet Arm  
Square Back

Chair Dimensions  
Overall height: 32"  
Overall width w/ tablet up: 23"  
Overall depth w/ tablet up: 30"  
Seat height: 18"  
Seat width: 17"  
Seat depth: 18"  
Arm height: 26"  
Actual weight: 22 lbs.

Flip-Up Tablet Dimensions  
Tablet size: 13" d x 13 ½" w x ¾" thick  
Tablet is available in black only



Key	Description
1	base frame, ¾" o.d. 13 gauge steel tube
2	upholstered back, molded 5-ply with 1" thick, 1.5 lb. density foam
3	upholstered armcaps, molded 5-ply with ¾" thick, 1.5 lb. density foam
4	upholstered seat, molded 5-ply with 1 ½" thick 2 lb. density foam

Key	Description
5	finished wood back, seat and armcaps, rotary cut maple, molded 7-ply
6	foot rest, ¾" o.d. 14 gauge steel tube
7	pivot glide, stainless steel

**Kompis Stool - 24", Armless  
Square Back**

Stool Dimensions  
Overall height: 38"  
Overall width: 21 3/8"  
Overall depth: 26"  
Seat height: 24"  
Seat width: 17"  
Seat depth: 17"  
Seat to footrest: 15 1/2"  
Actual weight: 20 lbs.  
Suggested for use with 33"- 38" table heights.



**Kompis Stool - 29", Armless  
Square Back**

Stool Dimensions  
Overall height: 43"  
Overall width: 21 3/8"  
Overall depth: 26"  
Seat height: 29"  
Seat width: 17"  
Seat depth: 17"  
Seat to footrest: 15"  
Actual weight: 21 lbs.  
Suggested for use with 38"- 42" table heights.



**Kompis Stool - 24", Arm  
Square Back**

Stool Dimensions  
Overall height: 38"  
Overall width w/ armcaps: 23"  
Overall width w/o armcaps: 21 3/8"  
Overall depth: 26"  
Seat height: 24"  
Seat width: 17"  
Seat depth: 18"  
Between arms: 19 5/8"  
Arm height w/ armcaps: 32"  
Arm height w/o armcaps: 31"  
Seat to footrest: 15"  
Actual weight: 22 lbs.  
Suggested for use with 33"- 38" table heights.



**Stacking (Trolley)**

Upholstered & Wood  
Arm and armless with glides .....10  
Arm and armless with single wheel casters .....5  
Arm and armless with dual wheel casters .....4

**Stacking (Floor)**

Arm and armless with glides .....8  
Arm and armless with single wheel casters .....5  
Arm and armless with dual wheel casters .....4  
With tablet arm .....4  
All stools .....6

Kompis Stool - 29", Arm  
Square Back

Stool Dimensions  
Overall height: 43"  
Overall width w/ armcaps: 23"  
Overall width w/o armcaps: 21 3/4"  
Overall depth: 26"  
Seat height: 29"  
Seat width: 17"  
Seat depth: 18"  
Between arms: 19 5/8"  
Arm height w/ armcaps: 37"  
Arm height w/o armcaps: 36"  
Seat to footrest: 15 1/2"  
Actual weight: 16 lbs. w/ arms  
Actual weight: 15 lbs. w/o arms  
Suggested for use with 38"- 42" table heights.



Kompis X 26" - Arm only  
Square Back

Chair Dimensions  
Overall height: 31 1/2"  
Overall width w/ armcaps: 29 3/4"  
Overall depth: 22 1/2"  
Seat height: 17"  
Seat width: 24 1/2"  
Seat depth: 18"  
Between arms: 26 3/4"  
Arm height w/ armcaps: 26"  
Actual weight: 35 lbs. w/ arms



Kompis X 30" - Arm only  
Square Back

Chair Dimensions  
Overall height: 31 1/2"  
Overall width w/ armcaps: 33 3/4"  
Overall depth: 22 1/2"  
Seat height: 17"  
Seat width: 26 3/4"  
Seat depth: 18"  
Between arms: 30"  
Arm height w/ armcaps: 26"  
Actual weight: 42 lbs. w/ arms



Key	Description
1	base frame, 7/8" o.d. 13 gauge steel tube
2	upholstered back, molded 5-ply with 1" thick, 1.5 lb. density foam
3	upholstered armcaps, molded 5-ply with 1/4" thick, 1.5 lb. density foam
4	upholstered seat, molded 5-ply with 1 1/2" thick 2 lb. density foam

Key	Description
5	finished wood back, seat and armcaps, rotary cut maple, molded 7-ply
6	foot rest, 5/8" o.d. 14 gauge steel tube
7	pivot glide, stainless steel
8	glide, clear polycarbonate

**Kompis X 42" - Arm only**  
**Square Back**  
Chair Dimensions  
Overall height: 31½"  
Overall width w/ armcaps: 45¼"  
Overall depth: 22½"  
Seat height: 17"  
Seat width: 38¾"  
Seat depth: 18"  
Between arms: 42"  
Arm height w/ armcaps: 26"  
Actual weight: 55 lbs. w/ arms



**Stacking (Trolley)**

Upholstered & Wood	
Arm and armless with glides	10
Arm and armless with single wheel casters	5
Arm and armless with dual wheel casters	4

**Stacking (Floor)**

Arm and armless with glides	8
Arm and armless with single wheel casters	5
Arm and armless with dual wheel casters	4
With tablet arm	4
All stools	6

**Standard Versteel Upholstery**

Standard Versteel Upholstery offers a range of materials, from fabrics in a variety of colors and textures to vinyls for soil resistance. Please refer to Versteel's fabric cards or the "Materials + Finishes" section of our website for information.

**Grade-In Upholstery**

Versteel has coordinated with upholstery manufacturers to simplify your order process. Many of the manufacturers' offerings have been pre-approved for application on Versteel Seating.

Contact Versteel Customer Service with your selected fabric choice to be graded in. You will be supplied with the appropriate grade-in designator. On your purchase order, complete the information with the pattern name, color description and grade-in designator, and Versteel will take it from there.

**Customer's Own Material**

Customer's Own Materials (COM's) are not an issue on Kompis. Many COM's are pre-approved for application on Versteel Seating. Call Versteel Customer Service with your COM selection to determine if it has been pre-approved. If your selection has not been pre-approved, reference the "Receiving COM Approval" section below.

**Receiving COM Approval**

Not all materials are suitable for upholstery on Kompis. A 12" x 12" memo sample must be supplied for approval before a COM material is accepted for an order. If the material is directional in pattern or weave, the pattern repeat (in inches) in both directions or the weave direction must be supplied.

**Excess COM**

Versteel will not store excess COM for more than 30 days after the order has been completed. If excess material is to be returned after order completion, send the request to Versteel Customer Service prior to acknowledged ship date. It is the customer's responsibility to arrange for the return of the material "freight collect."

**COM Requiring Application Test**

If an application test is required for your selected COM, send test sample material along with the following.

1. Name and return address
2. Model selected
3. Sketch showing special requirements for the positioning of the materials' pattern on the seat and ledge, if special considerations are required.

**NOTE** ALL UPHOLSTERIES ARE CUT UP THE ROLL TO MAXIMIZE YIELD AND WEAR PERFORMANCE

**Ship COM to:**

**Versteel**  
**2332 Cathy Lane**  
**Jasper, IN 47546**

COM must be shipped to the factory with transportation costs "prepaid." If material is considered defective or unusable, it will be returned "transportation collect."

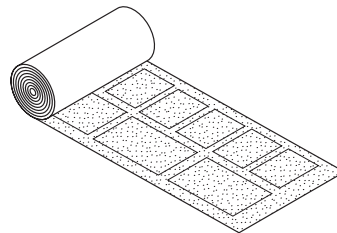
For standard lead time orders, tag fabric with purchase order number and identify with project number if possible.

**Application of Directional Fabrics**

Due to the upholstering process, some fabrics not considered directional by the supplier may be considered directional by Versteel.

All COM's are cut "up the roll" unless otherwise directed by the customer (see illustration below).

**EXAMPLE** PATTERN CUT UP THE ROLL



If special cutting or upholstery application is required, you must indicate requirement at time of order entry.

### Kompis COM Yardage Requirements

COM yardage requirements are calculated for chairs and stools based on a material width of 54" and a repeat of 2" or less. For material less than 54" wide, contact Versteel for yardage requirements. Use the chart below as a guide to calculate your COM yardage. For quantities greater than 20 chairs or stools, contact Versteel Customer Service for calculation of COM yardage by model.

Quantity of Chairs	1	2	3	4	5	6	7	8	9	10	11	12	13	14	15	16	17	18	19	20
<b>Kompis Chairs and Stools With or Without Arms</b> (yardage includes upholstered armcaps if specified)																				
Upholstered Seat & Back	1.5	2.5	3.5	4.5	5.0	6.0	6.5	7.5	9.0	9.5	11.0	11.0	13.0	13.0	15.5	14.5	16.0	17.5	17.5	19.0
Upholstered Seat Armless	1.0	1.5	1.5	2.5	2.5	3.0	3.0	4.0	4.5	4.5	5.0	5.0	6.0	6.0	6.5	6.5	7.5	8.0	8.0	8.5
Upholstered Seat with Arms	1.0	1.5	1.5	2.5	2.5	3.0	3.0	4.0	4.5	4.5	5.0	5.0	6.0	6.0	6.5	6.5	7.5	8.0	8.0	8.5
Upholstered Back Only	1.0	2.0	2.0	2.5	3.5	4.0	4.5	5.0	5.5	6.0	6.5	7.0	7.5	8.0	8.5	9.0	9.5	10.0	10.5	11.5
<b>Kompis X (Bariatric) Chairs</b> (yardage includes upholstered armcaps)																				
Uph Seat, Back & Armcaps	2.5	5.0	7.0	9.0	11.0	13.5	15.5	17.0	19.0	21.5	23.0	24.5	26.5	28.5	30.5	32.5	34.5	36.0	38.0	40.0

### Patterned COM Additional Yardage Guide

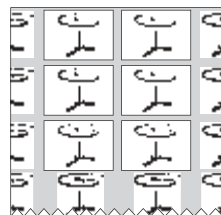
Use the guide below to aid in ordering the appropriate COM fabric when needing to match a pattern with a repeat. To use this guide, add the vertical and horizontal repeats together (e.g. a 5" vertical repeat plus an 11" horizontal repeat gives a 16" total). Then find the appropriate entry on the chart, and increase the yardage estimate by the percentage indicated.

For example: The yardage estimate is 8 yards of 54" wide fabric and the pattern has a repeat of 11" horizontal and 5" vertical. Add up the repeats (11" + 5" = 16") and find the appropriate entry - 15% in this example. Fifteen percent more fabric is required to match the pattern. 8 yards plus an extra 15% is 9.2 yards.

Fabric Width	Plain Fabric	3" - 14" Repeat	15" - 19" Repeat	20" - 27" Repeat	28" - 36" Repeat	37" - 45" Repeat	46" - 54" Repeat
54"	0%	10%	15%	20%	25%	30%	35%
50" - 52"	10%	20%	25%	30%	35%	40%	45%

### Decorative Patterns

Yardage requirements are greatly affected by the size of the repeat and the print or pattern of the material. Versteel cuts all seating patterns with aesthetic concerns in mind for high quality and consistency. Refer to the COM listing for the yardage required for pattern repeat.



To Order, Specify...


- 1 Model Number
- 2 Frame Color
- 3 Wood Finish
- 4 Upholstery Selection
- 5 Frame Options

model number	finish selections			frame options
<b>KPSQ-04</b> <small>model number</small>	<b>ECHR</b> <small>frame color</small>	<b>WSUM</b> <small>wood finish</small>	<b>FCA Ink</b> <small>upholstery selection</small>	<b>----</b> <small>chair frame options</small>

A **KPSQ-04** is a Kompis series, square back armless 4-leg chair with an upholstered seat and wood back.

The codes **ECHR** / **WSUM** / **FCA Ink** specify a Chrome frame with a Sugar Maple wood finish and Grade 3 Caspian Ink upholstery.

Model Number **KPSQ-04**



Orders may be sent via

Mailing Address

Versteel  
2332 Cathy Lane  
Jasper, IN 47546

Contact Versteel

Email contact@versteel.com  
Phone 800 876 2120  
812 634 2120  
Fax 812 482 9318

### Studio Steel®

Versteel's "urban fabrication" process leaves the telltale signs of welding and assembly on the surface, highlighting a manufacturing aesthetic. Choosing a clear or transparent powder coat is recommended, allowing tonal striations (created as a result of extreme heat), natural textures, and the inherent qualities of raw steel to show through.

Studio Steel Process . . . . . \$165 per chair

### Powder Coat Finishes

All powder coat finishes in the Versteel offering have been formulated with the use of epoxy, polyester or epoxy and polyester blends to maximize the finish durability.

Powder Coat - Standard . . . . . n/c

Powder Coat - Premium. . . . . \$165 per chair

### Kompis Powder Coat Colors

Alloy. . . . .	PALY	Mint . . . . .	PMNT
Amethyst . . . . .	PAME	Navy . . . . .	PNAV
Anthracite. . . . .	PANT	Nimbus. . . . .	PNIM
Black Anodized. . . . .	PBLA	Nutmeg . . . . .	PNUT
Bronze . . . . .	PBRO	◆ Pacific . . . . .	PPAC
Calypso . . . . .	PCAL	Pearl . . . . .	PPEA
Carbon. . . . .	PCAR	Pebble . . . . .	PPEB
Champagne . . . . .	PCHA	◆ Platinum . . . . .	PPLA
Coconut . . . . .	PCOC	Poppy. . . . .	PPOP
◆ Copper. . . . .	PCOP	◆ Raven. . . . .	PRAV
Crimson . . . . .	PCRI	Royal . . . . .	PROY
◆ Crystal . . . . .	PCRY	Seaside . . . . .	PSEA
Daffodil. . . . .	PDAF	Shipyard. . . . .	PSHI
Ebony. . . . .	PEBO	Silver . . . . .	PSIL
Forest. . . . .	PFOR	Snow . . . . .	PSNO
Fossil . . . . .	PFOS	Stone . . . . .	PSTO
◆ Garnet . . . . .	PGAR	Storm. . . . .	PSTM
◆ Gold. . . . .	PGOL	Terra Cotta . . . . .	PTEC
Graphite . . . . .	PGRA	Whisper . . . . .	PWHI
◆ Hope . . . . .	PHOP	White Linen . . . . .	PWHL
Kelly Green . . . . .	PKEG	Powder Coat Alternative .	OPA
◆ Matte . . . . .	PMAT		
Mica. . . . .	PMIC		

### Transparent Powder Coats (indicated by ◆)

Please note that the transparent characteristics of these powders allow all natural welds and textures inherent to raw steel to be visible.

### Premium Powder Coats (indicated by ●)

Versteel's premium process uses specially formulated powder coats for a truly unique color palette.

### Plated

Versteel offers two plated options: Chrome and Nickel. Chrome is our most durable finish available and is a deep luster chrome plated finish. Nickel is a plated finish with a clear coat applied for durability. An upcharge applies for plated finishes. See product pricing pages for upcharge.

Chrome . . . . . ECHR

Nickel . . . . . ENKL

### Wood Finish

Versteel uses a post-catalyst varnish NDF topcoat that meets AWI (Architectural Woodwork Institute) TR6 performance standards.

### Kompis Wood Finishes

All Kompis wood finishes on Maple.

Beach. . . . .	WBEA	Forest. . . . .	WFOR
Blossom Cherry . . . . .	WBLC	Golden Cherry . . . . .	WGNC
Brighton Walnut . . . . .	WBRW	Java Cherry. . . . .	WJAC
Caramel Maple . . . . .	WCMM	Millwork Cherry. . . . .	WMWC
Chestnut. . . . .	WCHE	Pebble . . . . .	WPEB
Cordovan Cherry . . . . .	WCNC	Seaside . . . . .	WSEA
Drift . . . . .	WDRI	Solar Maple. . . . .	WSLM
Espresso Walnut. . . . .	WESW	Sugar Maple . . . . .	WSUM
Fawn . . . . .	WFAW	Terra Cotta . . . . .	WTEC
Fog . . . . .	WFOG	Whisper . . . . .	WWHI

### Standard Kompis Urethane Armcap Color

Ebony. . . . . UEBO

Armcaps are molded with soft polyurethane. The materials provide a comfortable, supportive seating surface through the movement of the chair.

### Finish Reference & Samples

For finish color reference, please refer to our website. Contact Versteel Customer Service to receive actual color samples for color matches and final color approval.

**Powder Coat Alternative****Call for quotation**

Specify code **OPA** (*Powder Coat Alternative*), add cost from Versteel quotation

Powder Coat Alternative is available from Versteel. The entire RAL color reference along with hundreds of other color and finishes are available.

For Powder Coat Alternative matching, you must supply a color reference sample, or an RAL number. Versteel will review the sample for possible existing colors available and send a sample for customer approval. If no color match exists a custom match can be developed. Call Versteel Customer Service for associated upcharges on custom color development.

**NOTE** CUSTOM COLOR MATCHING APPROVALS MAY AFFECT STANDARD PRODUCTION SCHEDULES

**Stain Finish Match****\$996 / one time charge per finish, per order**

Specify code **OSM** (*Stain Finish Match*), add \$996.00 list per finish, per order

Alternative Stain Finishes are available. For Stain Finish Matching you must supply two 4" x 4" finish color and grain reference samples. An expertly finish matched sample will be provided for customer approval.

**NOTE** CUSTOM COLOR MATCHING APPROVALS MAY AFFECT STANDARD PRODUCTION SCHEDULES

**Custom Engraving or Cutout****Call for Quotation**

Specify code **KLC** (*Laser Cutout*), add cost from Versteel quotation

Personalize seating with your custom art via etching, engraving or laser cutting.

**Hard Surface Glides - Nylon (set of 4)**

**\$23 / chair or stool**

Specify code **GLD32** (Hard Surface Glides - Nylon), add \$23 list per chair or stool.

Glide surface is nylon and designed for use on hard surface flooring. See individual product pages for availability and ordering code.



**Hard Surface Glides - Felt (set of 4)**

**\$23 / chair or stool**

Specify code **GLD33** (Hard Surface Glides - Felt), add \$23 list per chair or stool.

Glide surface is felt and designed for use on hard surface flooring. See individual product pages for availability and ordering code.



**Felt Hard Surface Replacement Caps (set of 4)**

**\$23 / chair or stool**

Specify code **ABGFRC** (Felt Hard Surface Replacement Caps), add \$23 list per chair or stool

Felt replacement caps for felt hard surface glides.

**Accessory Glide Replacement Tool**

**\$26 / tool**

Specify code **AGRT** (Accessory Glide Replacement Tool), add \$26 list per tool

Use to remove worn felt hard surface glide caps.

**Casters - Non-Locking Single Wheel (set of 4)**

**\$191 / chair**

Specify code **CAS33** (Casters - Non-Locking Single Wheel), add \$191 list per chair

Non-locking single wheel, unique profile 2" diameter caster threaded into the receiver leg base. Please refer to the individual pricing pages for availability. Must be specified at the time of order. Caster option does not change the chair seat height.



**Casters - Non-Locking Dual Wheel Black Nylon Hard Wheel (Set of 4)**

**\$171 / chair**

Specify code **CAS54** (Casters - Dual Wheel Black Nylon Hard Wheel), add \$171 list per 4-leg chair.

Black non-locking dual wheel, 2" diameter hard wheel casters may be specified on the 4-leg guest chair. Please refer to the individual pricing pages for availability. Caster option must be specified at the time of the order and does not change the chair seat height.

**Casters - Non-Locking Dual Wheel Black Nylon Soft Wheel (Set of 4)**

**\$171 / chair**

Specify code **CAS58** (Casters - Dual Wheel Black Nylon soft Wheel), add \$171 list per 4-leg chair.

Black non-locking dual wheel, 2" diameter soft wheel casters may be specified on the 4-leg guest chair. Please refer to the individual pricing pages for availability. Caster option must be specified at the time of the order and does not change the chair seat height.

**Chair Link - Kompis**

**\$35 / chair**

Specify code **ACLCO** (Chair Link - Kompis), add \$35 list per chair

Link will ship installed on chair when specified on order. Can be field installed without the use of tools. Link stores under chair seat.



**Book Basket - Kompis**

**\$148 / basket**

Specify code **BCL** (Book Basket - Kompis) add \$148 list per chair

The Kompis book basket is made of formed resistance welded wire. Finish is Chrome unless otherwise specified. Basket may be field installed. Inside dimensions are 11½" w x 13½" d x 6" h.



Chair Trolley - Kompis

\$717 / each

Specify code **ACTCO** (Chair Trolley - Kompis), add \$717 list each



Kompis upholstered or wood chairs with glides stack 10 high. Chairs with single wheel casters stack 5 high while chairs with dual wheel casters stack 4 high. Trolley with a stack of 10 chairs measures approximately 24"w x 36"d x 61"h.

**STACKING INFORMATION - KOMPIS** ALL KOMPIS ARM AND ARMLESS CHAIRS WITH GLIDES STACK 10 HIGH ON THE TROLLEY AND 8 HIGH ON THE FLOOR. CHAIRS WITH SINGLE WHEEL CASTERS STACK 5 HIGH ON THE TROLLEY AND 5 HIGH ON THE FLOOR. CHAIRS WITH DUAL WHEEL CASTERS STACK 4 HIGH ON THE TROLLEY AND 4 HIGH ON THE FLOOR. CHAIRS WITH TABLET ARM STACK 4 HIGH ON THE FLOOR. ALL KOMPIS STOOLS STACK 6 HIGH ON THE FLOOR.

**NOTE** NOT AVAILABLE FOR KOMPIS X CHAIRS












## Questions?

800 876 2120

**QS** Quickship Program Product

				material > grade >	Fabric Grade 2 or COM	Fabric Grade 3	Fabric Grade 4	Fabric Grade 5	Fabric Grade 6	Wood
Style	Description	Model #	Product Wt							
<div>  KPSQ-04</div>	<b>Armless</b> 4-Leg Base Without Arms Seat - Upholstered Back - Upholstered	<b>KPSQ-01</b>  	19	737	831	921	1016	1108		
	4-Leg Base Without Arms Seat - Upholstered Back - Wood	<b>KPSQ-04</b>  	19	850	926	1000	1075	1152		
	4-Leg Base Without Arms Seat - Wood Back - Wood	<b>KPSQ-07</b>  	19						982	
<b>Stacking</b> Refer to page 178.										
<b>COM Yardage</b> Refer to page 185.										

## Stacking

Refer to page 178.

### COM Yardage

Refer to page 185.


### To Order, Specify...

- 1 Model Number
- 2 Frame Color
- 3 Wood Finish
- 4 Upholstery Selection
- 5 Frame Options



Questions?

800 876 2120

				material > grade >	Fabric Grade 2 or COM	Fabric Grade 3	Fabric Grade 4	Fabric Grade 5	Fabric Grade 6	Wood
Style	Description	Model #	Product Wt							
 KPASQ-05	4-Leg Base With Arms Seat - Upholstered Back - Upholstered Armcaps - None	KPASQ-01	20	808	902	994	1088	1181		
	4-Leg Base With Arms Seat - Upholstered Back - Upholstered Armcaps - Uph	KPASQ-02	20	921	1036	1149	1262	1374		
	4-Leg Base With Arms Seat - Upholstered Back - Upholstered Armcaps - Wood	KPASQ-03	20	1035	1125	1218	1312	1408		
	4-Leg Base With Arms Seat - Upholstered Back - Wood Armcaps - None	KPASQ-04	20	921	997	1073	1149	1221		
	4-Leg Base With Arms Seat - Upholstered Back - Wood Armcaps - Uph	KPASQ-05	20	1038	1128	1221	1315	1411		
	4-Leg Base With Arms Seat - Upholstered Back - Wood Armcaps - Wood	KPASQ-06	20	1149	1221	1299	1374	1449		
	4-Leg Base With Arms Seat - Wood Back - Wood Armcaps - None	KPASQ-07	20							1053
	4-Leg Base With Arms Seat - Wood Back - Wood Armcaps - Wood	KPASQ-08	20							1279

Standard Kompis  
armcap is 13"

**Stacking**  
Refer to page 178.

**COM Yardage**  
Refer to page 185.

**Finish Options**

Chrome .....	\$ 165
Nickel .....	\$ 223
Powder Coat - Standard .....	n/c
Powder Coat - Premium .....	\$ 165

**Frame Options**

Hard Surface Glides - Nylon (set of 4).....	GLD32	\$ 23
Hard Surface Glides - Felt (set of 4).....	GLD33	\$ 23
Casters - Single Wheel Soft Wheel (set of 4) ..	CAS33	\$ 191
Casters, Dual Wheel Black Nylon		
Hard Wheel (set of 4).....	CAS54	\$ 171
Casters - Dual Wheel Black Nylon		
Soft Wheel (set of 4).....	CAS56	\$ 171

**Accessories**

Chair Trolley - Kompis.....	ACTCO	\$ 717
Chair Link - Kompis.....	ACLCO	\$ 35

**Custom Charges**

Powder Coat Alternative (per color) .....	OPA	call
Stain Finish Match (per finish).....	OSM	\$ 996

Kompis  
Square Back Chair  
Arm




VERSTEEL

Questions?

800 876 2120

Quickship Program Product

				material > grade >	Fabric Grade 2 or COM	Fabric Grade 3	Fabric Grade 4	Fabric Grade 5	Fabric Grade 6	Wood
Style	Description	Model #	Product Wt							
<div> KPASQ-05</div>	4-Leg Base With Arms Seat - Upholstered Back - Upholstered Armcaps - Urethane	KPASQ-09	20	921	1036	1149	1262	1374		
	4-Leg Base With Arms Seat - Upholstered Back - Wood Armcaps - Urethane	KPASQ-10	20	1038	1128	1221	1315	1411		

Standard Kompis armcap is 13"

**Stacking**  
Refer to page 178.

**COM Yardage**  
Refer to page 185.

Standard Kompis  
armcap is 13"

Stacking  
Refer to page 178.

COM Yardage  
Refer to page 185.



To Order, Specify...

- 1 Model Number
- 2 Frame Color
- 3 Wood Finish
- 4 Upholstery Selection
- 5 Frame Options



Questions?

800 876 2120

				material > grade >	Fabric Grade 2 or COM	Fabric Grade 3	Fabric Grade 4	Fabric Grade 5	Fabric Grade 6	Wood
Style	Description	Model #	Product Wt							
<b>Flip-Up Tablet Arm Right</b>    KPSQ-04TBR Tablet material is 3/4" Black Thermofoil with a Black Thermofoil edge.	4-Leg Base Tablet Arm Right Seat - Upholstered Back - Upholstered	<b>KPSQ-01TBR</b>	22	968	1063	1155	1251	1341		
	4-Leg Base Tablet Arm Right Seat - Upholstered Back - Wood	<b>KPSQ-04TBR</b>	22	1084	1158	1235	1309	1386		
	4-Leg Base Tablet Arm Right Seat - Wood Back - Wood	<b>KPSQ-07TBR</b>	22							1215
<b>Flip-Up Tablet Arm Left</b>    KPSQ-04TBL Tablet material is 3/4" Black Thermofoil with a Black Thermofoil edge.	4-Leg Base Tablet Arm Left Seat - Upholstered Back - Upholstered	<b>KPSQ-01TBL</b>	22	968	1063	1155	1251	1341		
	4-Leg Base Tablet Arm Left Seat - Upholstered Back - Wood	<b>KPSQ-04TBL</b>	22	1084	1158	1235	1309	1386		
	4-Leg Base Tablet Arm Left Seat - Wood Back - Wood	<b>KPSQ-07TBL</b>	22							1215
<b>Stacking</b> Refer to page 178.  <b>COM Yardage</b> Refer to page 185.										

Finish Options	Price
Chrome .....	\$ 165
Nickel .....	\$ 223
Powder Coat - Standard .....	n/c
Powder Coat - Premium .....	\$ 165

Frame Options	Code	Price
Hard Surface Glides - Nylon (set of 4) .....	GLD32	\$ 23
Hard Surface Glides - Felt (set of 4) .....	GLD33	\$ 23
Casters - Single Wheel Soft Wheel (set of 4) .....	CAS33	\$ 191
Casters, Dual Wheel Black Nylon		
Hard Wheel (set of 4) .....	CAS54	\$ 171
Casters - Dual Wheel Black Nylon		
Soft Wheel (set of 4) .....	CAS56	\$ 171

Accessories	Code	Price
Chair Trolley - Kompis .....	ACTCO	\$ 717
Chair Link - Kompis .....	ACLCO	\$ 35



Custom Charges		
Powder Coat Alternative (per color) .....	OPA	call
Stain Finish Match (per finish) .....	OSM	\$ 996

**Kompis**

Square Back Stool - 24" + 29"  
Armless

**VERSTEEL****Questions?**

800 876 2120

				material > grade >	Fabric Grade 2 or COM	Fabric Grade 3	Fabric Grade 4	Fabric Grade 5	Fabric Grade 6	Wood
Style	Description	Model #	Product Wt							
 KPSQ-04S24	4-Leg Base 24" Seat Height Without Arms Seat - Upholstered Back - Upholstered	<b>KPSQ-01S24</b>	20		1009	1101	1192	1288	1381	
	4-Leg Base 24" Seat Height Without Arms Seat - Upholstered Back - Wood	<b>KPSQ-04S24</b>	20		1122	1195	1271	1348	1422	
	4-Leg Base 24" Seat Height Without Arms Seat - Wood Back - Wood	<b>KPSQ-07S24</b>	20							1255
 KPSQ-04S29	4-Leg Base 29" Seat Height Without Arms Seat - Upholstered Back - Upholstered	<b>KPSQ-01S29</b>	21		1009	1101	1192	1288	1381	
	4-Leg Base 29" Seat Height Without Arms Seat - Upholstered Back - Wood	<b>KPSQ-04S29</b>	21		1122	1195	1271	1348	1422	
	4-Leg Base 29" Seat Height Without Arms Seat - Wood Back - Wood	<b>KPSQ-07S29</b>	21							1255

33" - 38" table heights  
are recommended for  
use with 24" stool

38" - 42" table heights  
are recommended for  
use with 29" stool

**Stacking**

Refer to page 178.

**COM Yardage**

Refer to page 185.










**To Order, Specify...**

- ① Model Number
- ② Frame Color
- ③ Wood Finish
- ④ Upholstery Selection
- ⑤ Frame Options



Questions?

800 876 2120

Style	Description	Model #	Product Wt	material > grade >	Fabric Grade 2 or COM	Fabric Grade 3	Fabric Grade 4	Fabric Grade 5	Fabric Grade 6	Wood
 KPASQ-05S24	4-Leg Base 24" Seat Height With Arms Seat - Upholstered Back - Upholstered Armcaps - None	 KPASQ-01S24	22	1076	1173	1264	1358	1452		
	4-Leg Base 24" Seat Height With Arms Seat - Upholstered Back - Upholstered Armcaps - Uph	 KPASQ-02S24	22	1191	1306	1419	1531	1644		
	4-Leg Base 24" Seat Height With Arms Seat - Upholstered Back - Upholstered Armcaps - Wood	 KPASQ-03S24	22	1304	1397	1490	1583	1679		
	4-Leg Base 24" Seat Height With Arms Seat - Upholstered Back - Wood Armcaps - None	 KPASQ-04S24	22	1191	1267	1344	1419	1493		
	4-Leg Base 24" Seat Height With Arms Seat - Upholstered Back - Wood Armcaps - Uph	 KPASQ-05S24	22	1309	1403	1499	1589	1684		
	4-Leg Base 24" Seat Height With Arms Seat - Upholstered Back - Wood Armcaps - Wood	 KPASQ-06S24	22	1422	1500	1573	1647	1724		
	4-Leg Base 24" Seat Height With Arms Seat - Wood Back - Wood Armcaps - None	 KPASQ-07S24	22							1326
	4-Leg Base 24" Seat Height With Arms Seat - Wood Back - Wood Armcaps - Wood	 KPASQ-08S24	22							1551

Standard Kompis  
armcap is 13"  
33" - 38" table heights  
are recommended for  
use with 24" stool

**Stacking**  
Refer to page 178.

**COM Yardage**  
Refer to page 185.

**Finish Options**

Chrome .....	\$ 165
Nickel .....	\$ 223
Powder Coat - Standard .....	n/c
Powder Coat - Premium .....	\$ 165

**Frame Options**

Hard Surface Glides - Nylon (set of 4) .....	GLD32
Hard Surface Glides - Felt (set of 4) .....	GLD33

**Code**

<b>Price</b>	\$ 23
	\$ 23

**Accessories**

Chair Trolley - Kompis .....	ACTCO	\$ 717
Chair Link - Kompis .....	ACLCO	\$ 35

**Custom Charges**

Powder Coat Alternative (per color) .....	OPA	call
Stain Finish Match (per finish) .....	OSM	\$ 996


Kompis  
Square Back Stool - 24"  
Arm



VERSTEEL

Questions?

800 876 2120

				material > grade >	Fabric Grade 2 or COM	Fabric Grade 3	Fabric Grade 4	Fabric Grade 5	Fabric Grade 6	Wood
Style	Description	Model #	Product Wt							
<div>Arm</div> <div></div> <div>KPASQ-05S24</div>	4-Leg Base 24" Seat Height With Arms Seat - Upholstered Back - Upholstered Armcaps - Urethane	KPASQ-09S24	22	1191	1306	1419	1531	1644		
	4-Leg Base 24" Seat Height With Arms Seat - Upholstered Back - Wood Armcaps - Urethane	KPASQ-10S24	22	1309	1403	1499	1589	1684		

Standard Kompis armcap is 13"

33"- 38" table heights are recommended for use with 24" stool

**Stacking**  
Refer to page 178.

**COM Yardage**  
Refer to page 185.

Standard Kompis  
armcap is 13"

33"- 38" table heights  
are recommended for  
use with 24" stool

**Stacking**  
Refer to page 178.

**COM Yardage**  
Refer to page 185.


To Order, Specify...

- 1 Model Number
- 2 Frame Color
- 3 Wood Finish
- 4 Upholstery Selection
- 5 Frame Options



Questions?

800 876 2120

				material > grade >	Fabric Grade 2 or COM	Fabric Grade 3	Fabric Grade 4	Fabric Grade 5	Fabric Grade 6	Wood
Style	Description	Model #	Product Wt							
 KPASQ-05S29	4-Leg Base 29" Seat Height With Arms Seat - Upholstered Back - Upholstered Armcaps - None	KPASQ-01S29	23	1076	1173	1264	1358	1452		
	4-Leg Base 29" Seat Height With Arms Seat - Upholstered Back - Upholstered Armcaps - Uph	KPASQ-02S29	23	1191	1306	1419	1531	1644		
	4-Leg Base 29" Seat Height With Arms Seat - Upholstered Back - Upholstered Armcaps - Wood	KPASQ-03S29	23	1304	1397	1490	1583	1679		
	4-Leg Base 29" Seat Height With Arms Seat - Upholstered Back - Wood Armcaps - None	KPASQ-04S29	23	1191	1267	1344	1419	1493		
	4-Leg Base 29" Seat Height With Arms Seat - Upholstered Back - Wood Armcaps - Uph	KPASQ-05S29	23	1309	1403	1499	1589	1684		
	4-Leg Base 29" Seat Height With Arms Seat - Upholstered Back - Wood Armcaps - Wood	KPASQ-06S29	23	1422	1500	1573	1647	1724		
	4-Leg Base 29" Seat Height With Arms Seat - Wood Back - Wood Armcaps - None	KPASQ-07S29	23							1326
	4-Leg Base 29" Seat Height With Arms Seat - Wood Back - Wood Armcaps - Wood	KPASQ-08S29	23							1551

Standard Kompis  
armcap is 13"  
38" - 42" table heights  
are recommended for  
use with 29" stool

**Stacking**  
Refer to page 178.

**COM Yardage**  
Refer to page 185.

Finish Options	Price
Chrome .....	\$ 165
Nickel .....	\$ 223
Powder Coat - Standard .....	n/c
Powder Coat - Premium .....	\$ 165

Frame Options	Code	Price
Hard Surface Glides - Nylon (set of 4) .....	GLD32	\$ 23
Hard Surface Glides - Felt (set of 4) .....	GLD33	\$ 23

Accessories	Code	Price
Chair Link - Kompis .....	ACLCO	\$ 35

Custom Charges		
Powder Coat Alternative (per color) .....	OPA	call
Stain Finish Match (per finish) .....	OSM	\$ 996


Kompis  
Square Back Stool - 29"  
Arm



VERSTEEL

Questions?

800 876 2120

				material > grade >	Fabric Grade 2 or COM	Fabric Grade 3	Fabric Grade 4	Fabric Grade 5	Fabric Grade 6	Wood
Style	Description	Model #	Product Wt							
<div>Arm</div>  <div>KPASQ-05S29</div>	4-Leg Base 29" Seat Height With Arms Seat - Upholstered Back - Upholstered Armcaps - Urethane	KPASQ-09S29	23	1191	1306	1419	1531	1644		
	4-Leg Base 29" Seat Height With Arms Seat - Upholstered Back - Wood Armcaps - Urethane	KPASQ-10S29	23	1309	1403	1499	1589	1684		

Standard Kompis  
armcap is 13"  
38" - 42" table heights  
are recommended for  
use with 29" stool

Stacking  
Refer to page 178.



COM Yardage  
Refer to page 185.

Finish Options	Price	Frame Options	Code	Price	Custom Charges	Code	Price
Chrome .....	\$ 165	Hard Surface Glides - Nylon (set of 4) .....	GLD32	\$ 23	Powder Coat Alternative (per color) .....	OPA	call
Nickel .....	\$ 223	Hard Surface Glides - Felt (set of 4) .....	GLD33	\$ 23	Stain Finish Match (per finish) .....	OSM	\$ 996
Powder Coat - Standard .....	n/c						
Powder Coat - Premium .....	\$ 165	Accessories					
		Chair Link - Kompis .....	ACLCO	\$ 35			



[Questions?](#)

800 876 2120

				material > grade >	Fabric Grade 2 or COM	Fabric Grade 3	Fabric Grade 4	Fabric Grade 5	Fabric Grade 6	Wood
Style	Description	Model #	Product Wt							
<div><div>Arm</div><div></div><div>KPASQ-02X26</div></div>	4-Leg Base, <b>26"</b> w With Arms Seat - Upholstered Back - Upholstered Armcaps - Upholstered	<b>KPASQ-02X26</b> <div></div>	35	1963	2153	2340	2530	2715		
	4-Leg Base, <b>30"</b> w With Arms Seat - Upholstered Back - Upholstered Armcaps - Upholstered	<b>KPASQ-02X30</b>	42	2015	2202	2389	2581	2768		
	4-Leg Base, <b>42"</b> w With Arms Seat - Upholstered Back - Upholstered Armcaps - Upholstered	<b>KPASQ-02X42</b>	55	2066	2253	2440	2629	2820		

Standard Kompis armcap is 13"

**Stacking**  
Refer to page 178.

**COM Yardage**  
Refer to page 185.

Standard Kompis  
armcap is 13"

**Stacking**

Refer to page 178.

**COM Yardage**

Refer to page 185.

**Finish Options**

	Price
Chrome .....	\$ 327
Nickel .....	\$ 388
APPLIES TO KOMPIS X ONLY	
Powder Coat - Standard .....	n/c
Powder Coat - Premium .....	\$ 165

**Custom Charges**

Powder Coat Alternative (per color) .....	Code OPA	Price call
---	-------------	---------------



#### Specifications

Available in Polished Aluminum or any standard powder coat finish, OH! legs, back supports and connectors are one piece cast aluminum, polished to a high-gloss sheen. Seats are machined 1" plywood with a multi-layered construction high density polyurethane molded foam cushion. Backs are molded .75" plywood with a multi-layered construction high density polyurethane foam cushion. Seats and backs are top stitched with single side seams. Laminate or veneer table top surfaces are 1" particle board, Corian® table tops are 1" thick.

**NOTE** TRANSPARENT POWDER COAT FINISHES ARE NOT AVAILABLE

#### Features

Since there is no contact between upholstered surfaces, OH! is very easy to clean and more hygienic. The 24" diameter seats appeal to multiple sitting styles and body shapes. Modular construction allows for unlimited configuration options. Under mount power option is available in addition to integrated wire management across the connector.

#### Laminate and Veneer, Standard Core Construction

The standard top construction consists of 45-50 lb particleboard, surfaced with a high pressure laminate or veneer face. A backer sheet is laminated to the under side of the top. Tops are shipped predrilled for field installation of bases and accessories.

#### Corian® Construction

Tops are 1" thick Corian® fabricated by bonding two .5" thick sheets together and machining them to size. The underside is bored to allow pressing in metal screw inserts for field installation of the legs and/or connectors.

#### PVC Flat Edge



Edge of 2mm PVC hot melt banded to the 1" top with ¼" radius at the top and bottom.

Offered in twenty-one (21) standard colors.

#### Wood Flat Edge



Wood banding hot melt banded to the 1" top with ⅛" radius at the top and bottom.

Offered in Ash, Cherry, Maple or Walnut materials.

#### Corian® Eased Square Edge



A traditional 1" flat edge with a small radius where horizontal surfaces meet vertical for comfort and a softened aesthetic.

Offered in twelve (12) standard colors.

**Quickship Program**

Available for select products in the Companion series, see pricing pages.

The Versteel Quickship Program consists of up to 50 tables, 25 tables with modesty panels or 100 chairs in 10 working days from time of order (received by 12pm EST). Orders must be accompanied by final material and finish specifications for order entry. They must be clearly marked "Quickship" and consist of products from the program. Quickship orders cannot be changed or cancelled, and credit approval must be acquired within 24 hours.

For additional information see Versteel.com.

**Shipping Schedule**

Upholstered Items	4-5 WEEKS
Laminate, PVC Edge	4-5 WEEKS
Laminate, Wood Edge	4-5 WEEKS
Veneer, Wood Edge	6-8 WEEKS
Quickship Products	10 WORKING DAYS

Contact Versteel Customer Service for special lead time requests.

**NOTE** ORDERS WITH COM UPHOLSTERY WILL BE SCHEDULED UPON RECEIPT OF COM UPHOLSTERY YARDAGE

**NOTE** OH! SHIPS DISASSEMBLED AND REQUIRES ASSEMBLY

**BIFMA**

All Versteel products are constructed to pass the relevant ANSI/BIFMA standards. For more detailed specifications by series and base style, contact Versteel Customer Service at 800.876.2120.

Additional information regarding warranty, terms and conditions, shipping, care and maintenance, etc. can be found in the All Seating price list.

**Standard Versteel Upholstery**

Standard Versteel Upholstery offers a range of materials, from fabrics in a variety of colors and textures to vinyl for soil resistance. Please refer to Versteel's fabric cards or the "Materials + Finishes" section of our website for reference information.

**Grade-In Upholstery**

Versteel has coordinated with upholstery manufacturers to simplify your order process. Many of the manufacturers' offerings have been pre-approved for application on Versteel Seating.

Contact Versteel Customer Service with your selected fabric choice to be graded in. They will supply you with the appropriate grade-in designator. On your purchase order, complete the information with the pattern name, color description and grade-in designator, and Versteel will take it from there.

**Customer's Own Material**

Customer's Own Materials (COM's) are not an issue on OH!. Many COM's are pre-approved for application on Versteel Seating. Call Versteel Customer Service with your COM selection to determine if it has been pre-approved. If your selection has not been pre-approved, reference the "Receiving COM Approval" section below.

**Receiving COM Approval**

Not all materials are suitable for upholstery on OH!. A 12" X 12" memo sample must be supplied for approval before a COM material is accepted for an order. If the material is directional in pattern or weave, the pattern repeat (in inches) in both directions or the weave direction must be supplied.

**Excess COM**

Versteel will not store excess COM for more than 30 days after the order has been completed. If excess material is to be returned after order completion, send the request to Versteel Customer Service prior to acknowledge ship date. It is the customer's responsibility to arrange for the return of the material "freight collect."

**Seat Accent Fabric**

The OH! seat band may be specified in a different fabric than the rest of the unit. Specify and add \$372.00 list per unit.  
Seat Accent Fabric . . . . .SAF

**COM Requiring Application Test**

If an application test is required for your selected COM, send test sample material along with the following:

- Name and return address
- Chair model selected
- Sketch showing special requirements for the positioning of the material's pattern on the chair seat and chair back, if special considerations are required.

**Ship COM to:**

Versteel  
2332 Cathy Lane  
Jasper, IN 47546

COM must be shipped to the factory with transportation costs "prepaid." If material is considered defective or unusable, it will be returned "transportation collect."

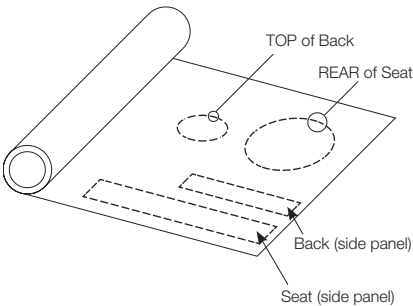
For standard lead time orders, tag fabric with purchase order number and identify with project number if possible.

**Application of Directional Fabrics**

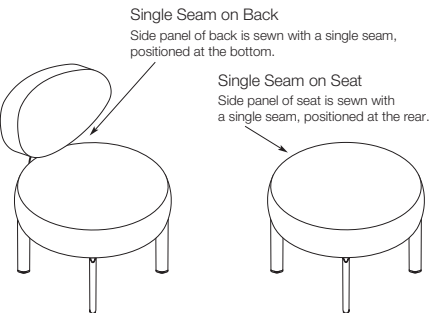
Due to the upholstering process, some fabrics not considered directional by the supplier may be considered directional by Versteel.

All COM's for OH! are railroaded unless otherwise directed by the customer (see illustration below).

**EXAMPLE PATTERN CUT RAILOADED**



If special cutting or upholstery application is required, you must indicate requirement at time of order entry.



### OH! COM Yardage Requirements

COM yardage requirements are calculated based on a material width of 54" and a repeat of 2" or less. For material less than 54" wide, contact Versteel for yardage requirements. Use the chart below as a guide to calculate your COM yardage. For quantities greater than 10, contact Versteel Customer Service for calculation of COM yardage by chair model.

**NOTE** THIS CHART IS NOT APPLICABLE FOR MULTIPLE FABRICS ON ONE UNIT. CONTACT VERSTEEL CUSTOMER SERVICE FOR YARDAGE REQUIREMENTS WHEN SPECIFYING MULTIPLE FABRICS.

Quantity of Units	1	2	3	4	5	6	7	8	9	10
<b>Freestanding (without back)</b>										
OH24	2.5	2.5	3.0	3.0	4.0	5.5	5.5	6.5	7.5	8.0
OH245I	2.5	3.0	5.5	6.5	8.0	8.0	10.5	13.0	14.0	14.5
OH2478	3.0	5.5	7.5	8.0	10.5	14.0	14.5	16.5	20.0	20.5
<b>Freestanding (with back)</b>										
OH24B	3.0	4.5	5.0	8.0	8.5	11.0	12.5	16.0	18.5	20.0
OH245IB	3.0	8.0	11.0	16.0	20.0	22.0	24.0	27.0	31.5	33.0
OH2478B	5.5	11.0	18.5	22.0	26.0	31.5	35.0	38.0	43.0	48.0
<b>Freestanding Ottoman</b>										
OH36O	2.5	3.5	4.5	5.5	8.0					
OH48O	3.0	5.0	7.5	9.0	12.0					
<b>Configurable (without back)</b>										
OH24ER	2.5	2.5	3.0	3.0	4.0	5.5	5.5	6.5	7.5	8.0
OH24EL	2.5	2.5	3.0	3.0	4.0	5.5	5.5	6.5	7.5	8.0
OH24LR	2.5	2.5	3.0	3.0	4.0	5.5	5.5	6.5	7.5	8.0
OH24LL	2.5	2.5	3.0	3.0	4.0	5.5	5.5	6.5	7.5	8.0
OH24LD	2.5	2.5	3.0	3.0	4.0	5.5	5.5	6.5	7.5	8.0
<b>Configurable (with back)</b>										
OH24ERB	3.0	4.5	5.0	8.0	8.5	11.0	12.5	16.0	18.5	20.0
OH24ELB	3.0	4.5	5.0	8.0	8.5	11.0	12.5	16.0	18.5	20.0
OH24LRB	3.0	4.5	5.0	8.0	8.5	11.0	12.5	16.0	18.5	20.0
OH24LLB	3.0	4.5	5.0	8.0	8.5	11.0	12.5	16.0	18.5	20.0
OH24LDB	3.0	4.5	5.0	8.0	8.5	11.0	12.5	16.0	18.5	20.0

### Patterned COM Additional Yardage Guide

Use the guide below to aid in ordering the appropriate COM fabric when needing to match a pattern with a repeat. To use this guide, add the vertical and horizontal repeats together (e.g. a 5" vertical repeat plus an 11" horizontal repeat gives a 16" total). Then find the appropriate entry on the chart, and increase the yardage estimate by the percentage indicated.

For example: The yardage estimate is 8 yards of 54" wide fabric and the pattern has a repeat of 11" horizontal and 5" vertical. Add up the repeats (11" + 5" = 16") and find the appropriate entry - 15% in this example. Fifteen percent more fabric is required to match the pattern. 8 yards plus an extra 15% is 9.2 yards.

### Decorative Patterns

Yardage requirements are greatly affected by the size of the repeat and the print or pattern of the material. Versteel cuts all seating patterns with aesthetic concerns in mind for high quality and consistency. Refer to the COM listing for the yardage required for pattern repeat.

### Repeats and Striped Fabrics

The geometry of curved products prevents repeats and stripes from matching at the seams.

**NOTE** CALIFORNIA TECHNICAL BULLETIN 133 (CAL 133) COMPLIANCE HAS BEEN ESTABLISHED THROUGH THIRD-PARTY TESTING OF THE PRODUCTS. ALL CHAIRS THAT MEET CAL 133 STANDARDS WILL HAVE A LABEL ATTACHED TO THE UNDERSIDE OF THE SEAT TO MAINTAIN COMPLIANCE, THE LABEL MUST NOT BE REMOVED FROM THE PRODUCT.

Fabric Width	Plain Fabric	3" - 14" Repeat	15" - 19" Repeat	20" - 27" Repeat	28" - 36" Repeat	37" - 45" Repeat	46" - 54" Repeat
54"	0%	10%	15%	20%	25%	30%	35%
50" - 52"	10%	20%	25%	30%	35%	40%	45%

**Configure**

Utilizing basic components (a single leg, seat, back and connector) of polished, cast aluminum, OH! is simplistic in its approach to modularity. Legs are positioned for strength and stability while connectors are used to organize the seats into configurations. By using the connector, a set distance is established between individual seats to create personal space. Plush seats, along with a curved ergonomic back option, allow users to position their bodies without interfering with their neighbors. This ensures that everyone can find their own comfort solution. Seats are generously sized and proportioned.

Because the circle is the basis for the seating series it is possible to create an infinite number of configurations, as the designer is no longer bound by a corner. Typical OH! configurations include L, T, X and Y as well as unlimited numbers of runs, arcs and serpentes.

The use of the circle eliminates any sidedness to backless configurations. The addition of a back can be used to guide users to approach sides.

**Tables**

Tables can be inserted at any point of any configuration for optimum flexibility.

**Upholstery**

Upholstery may be specified in monochromatic (single textile choice) or contrasting applications (different textiles on different parts). No contact between upholstery surfaces makes for an easy to clean and more hygienic product.

**Power**


The Twine corded system offers mounted, and below-surface power and USB to multiple users in a range of settings. With just one infeed, this system can power up to six (6) Mini-Tap units.

Mini-Tap power can be added to any seat as an undermount option, or to any 24" diameter table as an integrated or undermount option.

Wires seamlessly run between seats via a concealed channel located on the underside of the connector.

Additional power and data can be added to any seat as an undermount option, or any table as an integrated or undermount option.





A. 15-Degree Arc B. 7.5-Degree Arc C. Combination Arc Serpentine

**Large Configurations**

Versteel will help with your configuration if you have concerns. Simply call Customer Service and provide the dimensions of your space and the type of configuration you desire. Like any other space planning, it is helpful to know where the power and data sources are, as well as windows, doors, any other obstructions and proposed traffic patterns.

All configurations are priced with powder coat frames and Grade 2/COM fabric. Tops are priced with standard laminate and PVC edges.

**L Configuration**

- (1) OH18RDER
- (2) OH24LRB
- (1) OH18RDLD
- (2) OH24LLB
- (1) OH18RDEL

Total List: \$8,498

**Serpentine Configuration**

- (1) OH24ER
- (1) OH24LLB
- (1) OH18RDLD
- (2) OH24LLB
- (1) OH18RDLL
- (1) OH24LL
- (1) OH18RDEL

Total List: \$8,692

**Large Configurations**



**X Configuration**

- (2) OH18RDER
- (3) OH24LL
- (1) OH18RDLD
- (3) OH24LR
- (2) OH18RDEL
- (2) OH24LD

Total List: \$10,890



**T Configuration**

- (1) OH18RDER
- (2) OH24LRB
- (1) OH18RDLD
- (2) OH24LLB
- (1) OH18RDEL
- (1) OH24LD
- (1) OH24ER

Total List: \$10,352



**Y Configuration**

- (1) OH24ERB
- (1) OH24LDB
- (1) OH18RDER
- (2) OH24LL
- (1) OH18RDLD
- (1) OH24LLB
- (1) OH24ELB

Total List: \$9,571

To Order, Specify...

- 1 Model Number
- 2 Frame Color
- 3 Upholstery Selection
- 4 Additional Options

model number	finish selections		additional options
<b>OH2451B</b> <small>model number</small>	<b>PALY</b> <small>frame color</small>	<b>FTH Alabaster</b> <small>upholstery selection</small>	<b>----</b> <small>chair frame options</small>

An **OH2451B** is an OH! series, two seat with backs.

The codes **PALY** / **FTH Alabaster** specify Alloy legs and Grade 2 Theory Alabaster upholstery.

Model Number **OH2451B**



Orders may be sent via

Mailing Address

Versteel  
2332 Cathy Lane  
Jasper, IN 47546

Contact Versteel

Email contact@versteel.com  
Phone 800 876 2120  
812 634 2120  
Fax 812 482 9318

### Powder Coat Finishes

All powder coat finishes in the Versteel offering have been formulated with the use of epoxy, polyester or epoxy and polyester blends to maximize the finish durability.

Powder Coat – Standard . . . . .n/c  
Powder Coat – Premium. . . . . \$165 per chair

### OH! Powder Coat Colors

Alloy. . . . .	.PALY	Navy . . . . .	.PNAV
Amethyst . . . . .	.PAME	Nimbus. . . . .	.PNIM
Anthracite. . . . .	.PANT	Nutmeg . . . . .	.PNUT
Black Anodized. . . . .	.PBLA	Pearl . . . . .	.PPEA
Bronze . . . . .	.PBRO	Pebble . . . . .	.PPEB
Calypso . . . . .	.PCAL	Platinum. . . . .	.PPLA
Carbon. . . . .	.PCAR	Poppy. . . . .	.PPOP
Champagne . . . . .	.PCHA	Royal . . . . .	.PROY
Coconut . . . . .	.PCOC	Seaside . . . . .	.PSEA
Crimson . . . . .	.PCRI	Shipyard. . . . .	.PSHI
Daffodil. . . . .	.PDAF	Silver . . . . .	.PSIL
Ebony. . . . .	.PEBO	Snow . . . . .	.PSNO
Forest. . . . .	.PFOR	Stone . . . . .	.PSTO
Fossil . . . . .	.PFOS	Storm. . . . .	.PSTM
Graphite . . . . .	.PGRA	Terra Cotta . . . . .	.PTEC
Hope . . . . .	.PHOP	Whisper . . . . .	.PWHI
Kelly Green . . . . .	.PKEG	White Linen . . . . .	.PWHL
Mica. . . . .	.PMIC	Powder Coat Alternative .	.OPA
Mint . . . . .	.PMNT		

### Premium Powder Coats (indicated by P)

Versteel's premium process uses specially formulated powder coats for a truly unique color palette.

### Polished Aluminum

One piece cast aluminum legs, back supports and connectors are polished to a high gloss sheen.

Polished Aluminum. . . . .APOL

**NOTE** POLISHED ALUMINUM IS NOT AVAILABLE ON THE PULL UP TABLE

### Chrome (available on Pull Up Table only)

Versteel applies a deep luster nickel chrome plated finish.

Chrome is the most durable finish available. Specify and add \$228 list each.

Chrome . . . . . ECHR

### Laminates

Versteel's standard offering of laminates includes over 900 laminates from Formica, Nevamar, Pionite and Wilsonart.

Laminate manufacturers change standard offerings frequently, making it possible a standard product can become unavailable. Versteel cannot be responsible for any inconvenience this may cause.

### PVC Edges

OH! laminate table edges are available with a PVC Edge.

- PVC provides hot melt application in a continuous band around the surface.

### OH! PVC Edge Colors

Absolute Acajou . . . . .	.CABA	Nimbus. . . . .	.CNIM
Alloy. . . . .	.CALY	Pearl . . . . .	.CPEA
Carbon. . . . .	.CCAR	Platinum. . . . .	.CPLA
Champagne . . . . .	.CCHA	Pralines & Cream . . . . .	.CPRC
Coconut . . . . .	.CCOC	Shadow . . . . .	.CSHA
Ebony. . . . .	.CEBO	Snow . . . . .	.CSNO
Florence Walnut . . . . .	.CFLW	Stone . . . . .	.CSTO
Fossil . . . . .	.CFOS	Storm. . . . .	.CSTM
Graphite . . . . .	.CGRA	Whisper . . . . .	.CWHI
Grey. . . . .	.CGRE	White Linen . . . . .	.CWHL
Kensington Maple. . . . .	.CKEM		

### Veneer & Wood Finish

OH! tables are available with standard Ash, Cherry, Maple and Walnut veneers.

### OH! Veneer Species

Ash . . . . .	.AP01	Maple. . . . .	.MP01
Cherry . . . . .	.CP01	Walnut . . . . .	.WP01

### Veneer Finish

#### Ash

Beach. . . . .	.VBEA	Fog . . . . .	.VFOG
Chestnut. . . . .	.VCHE	Pebble . . . . .	.VPEB
Drift . . . . .	.VDRI	Whisper . . . . .	.VWHI
Fawn . . . . .	.VFAW		

#### Cherry

Blossom Cherry . . . . .	.VBLC	Java Cherry. . . . .	.VJAC
Cordovan Cherry . . . . .	.VCNC	Millwork Cherry. . . . .	.VMWC
Golden Cherry . . . . .	.VGNC		

#### Maple

Caramel Maple . . . . .	.VCMM	Sugar Maple . . . . .	.VSUM
Solar Maple. . . . .	.VSLM		

#### Walnut

Brighton Walnut . . . . .	.VBRW	Natural Walnut. . . . .	.VNAW
Espresso Walnut. . . . .	.VESW		

**NOTE** WOOD BANDING IS A MULTI-PLY MAPLE WOOD BAND

**Corian®**

Corian® is an advanced composite product used as an architectural and design material in a variety of residential and commercial applications.

**OH! Corian® Colors**

Antarctica . . . . .	<a href="#">NART</a>	Linen . . . . .	<a href="#">.NLIN</a>
Bisque . . . . .	<a href="#">NBIS</a>	Matterhorn . . . . .	<a href="#">.NMTH</a>
Designer White. . . . .	<a href="#">NDEW</a>	Pearl Gray . . . . .	<a href="#">.NPLG</a>
Elegant Gray . . . . .	<a href="#">NELG</a>	Silver Gray. . . . .	<a href="#">.NSLG</a>
Glacier White. . . . .	<a href="#">.NGLW</a>	Vanilla . . . . .	<a href="#">.NVAN</a>

Alternative Corian® colors may be specified. Contact Customer Service for quote.

**Finish Reference & Samples**

For finish color reference, please refer to our website. Contact Versteel Customer Service to receive actual color samples for color matches and final color approval.

**Powder Coat Alternative****Call for quotation**

Specify code *OPA* (Powder Coat Alternative), add cost from Versteel quotation

Powder Coat Alternative is available from Versteel. The entire RAL color reference along with hundreds of other color and finishes are available.

For Powder Coat Alternative matching, you must supply a color reference sample, or an RAL number. Versteel will review the sample for possible existing colors available and send a sample for customer approval. If no color match exists a custom match can be developed. Call Versteel Customer Service for associated upcharges on custom color development.

**NOTE** CUSTOM COLOR MATCHING APPROVALS MAY AFFECT STANDARD PRODUCTION SCHEDULES

**Special Laminate****Call for quotation**

Specify code *TSP* (Special Laminate), indicate the quoted charges per table

Special laminates and patterns can be specified as an option. To specify, contact Versteel for availability and pricing.

**NOTE** LAMINATES IN STANDARD COLORS AND TEXTURES FROM FORMICA, NEVAMAR, PIONITE AND WILSONART ARE STANDARD

**CAUTION** LAMINATE MANUFACTURERS CHANGE STANDARD OFFERINGS FREQUENTLY, AND IT IS POSSIBLE THAT A STANDARD PRODUCT CAN BECOME UNAVAILABLE. VERSTEEL CANNOT BE RESPONSIBLE FOR ANY INCONVENIENCE THIS MAY CAUSE.

**Custom PVC Color Match****Call for quotation / one time charge per color, per order**

Specify code *OCF* (Custom PVC Color Match), add cost from Versteel quotation

PVC Color Match can be the selection of a color that is available from a Versteel supplier or a new custom color developed for the order. Minimum footage requirements mean that the amount of material needed for your order will effect the cost.

For PVC Color Matching you must supply a color reference sample. Versteel will review the sample for possible existing colors available and send a sample for customer approval. If no color match exists, a custom match will be developed and sampled for customer approval before a production schedule is established.

**NOTE** CUSTOM COLOR MATCHING APPROVALS MAY AFFECT STANDARD PRODUCTION SCHEDULES

**Stain Finish Match****\$996 / one time charge per finish, per order**

Specify code *OSM* (Stain Finish Match), add \$996.00 list per finish, per order

Alternative Stain Finishes are available for veneer and wood edged tops.

For Stain Finish Matching you must supply two 4" x 4" finish color and grain reference samples. An expertly finish matched sample will be provided for customer approval.

**NOTE** CUSTOM COLOR MATCHING APPROVALS MAY AFFECT STANDARD PRODUCTION SCHEDULES

**Veneer or Wood Edge Alternatives**

For veneer or wood edge requirements other than our standard plain sliced Ash, Cherry, Maple or Walnut, contact Versteel Customer Service with the specifications of the materials you would like to specify.

**NOTE** VENEER OR WOOD EDGE ALTERNATIVES APPROVAL MAY AFFECT STANDARD PRODUCTION SCHEDULES

**Wood Finish Alternatives**

Versteel finish has a natural grain fill level finish appearance, contact Versteel Customer Service for alternative fill levels. Coarse grain will require additional application steps for a full-fill grain appearance and will require a quote.

**NOTE** WOOD FINISH ALTERNATIVE APPROVAL MAY AFFECT STANDARD PRODUCTION SCHEDULES

**Table Top Alternatives**

Table tops can be produced in alternative top material if desired. Contact Versteel Customer Service for pricing and availability.

**Alternate Core Construction**

Alternate core constructions are available, including medium density fiberboard (MDF), honeycomb cores and cores that contain no urea formaldehyde. Contact Versteel Customer Service for pricing and availability

**A la Carte Connector**

When your configuration requires an additional connector it can be ordered by specifying model number [OHAC19CTR](#)

[OHAC19CTR](#) . . . . . \$113

Versteel recommends either the Garcia or Mini-Tap for the freestanding OH! units. Other under mount units may be specified. Contact Versteel Customer Service with questions.

The recommended location of the under mount power unit is on the lower right side as seated. Refer to diagram below. Electrical unit is shipped uninstalled and may be placed in alternate locations.



Electrical location

**Garcia**

Low-profile, low-voltage Garcia mounts under the seat providing power for tablets, cell phones and more.



- SPECIFICATIONS (per unit)
- Two (2), 2.1 Amp USB ports
  - LED charging indicator lights
  - 72" power supply cored with a barrel connector

Model	Description	
GRC-IP2U	Two (2) USB Ports	\$ 411 list

Unit Color		
BB	Black with Black Mounting Bracket	n/c
WW	White with White Mounting Bracket	n/c

Model Example: **GRC-IP2U-BB**

**Mini-Tap (per unit)**

Mini-Tap provides 2 outlets that can be mounted, with key slots, so as to put power near the edge of the seat. Mini-Tap is black.



- SPECIFICATIONS
- Two (2) Simplexes
  - Available with spill-proof Simplexes

Model	Description	
MTP-IP2X	Two (2) power	\$ 149 list
MTP-IP2U	One (1) power and one (1) dual port USB charger	\$ 383 list

Cord Length		
72	72" cord length, black	n/c
120	120" cord length, black	\$ 21 list

Model Example: **MTP-IP2X-72**

Utilizing the Twine corded system up to six (6) power accessories can be sequenced with one infeed cord. Refer to diagrams and ordering information below.

NOTE: Additional configurations are available. Contact Versteel Customer Service with questions.

- SPECIFICATIONS
- Finish: Black plastic
  - Power & USB
  - Up to 8 power outlets with multiple USB ports
  - 6' power infeed cord



Above diagram shows the recommended location of sequenced under mount power units. Electrical units are shipped uninstalled and may be placed in alternate locations.

Garcia (USB only)

Model	Description	
OHGA51	Two (2) USB ports (per unit)	\$ 676 list

- SPECIFICATIONS (per unit)
- Two (2) USB ports
  - LED charging indicator lights

Unit Color		
BB	Black with Black Mounting Bracket	n/c
WW	White with White Mounting Bracket	n/c

Model Example: [OHGA51-WW](#)

Mini-Tap (power or power/USB)

Model	Description	
OHMTTP51	Two (2) power (per unit)	\$ 523 list
OHMTPU51	One (1) power and one (1) dual port USB charger (per unit)	\$ 976 list

- SPECIFICATIONS (per unit)
- Two (2),simplexes
  - Available with spill-proof Simplexes

Model Example: [OHMTPU51](#)



Above diagram shows the recommended location of sequenced under mount power units. Electrical units are shipped uninstalled and may be placed in alternate locations.

Garcia (USB only)

Model	Description	
OHGA78	Two (2) USB ports (per unit)	\$ 908 list

- SPECIFICATIONS (per unit)
- Two (2) USB ports
  - LED charging indicator lights

Unit Color		
BB	Black with Black Mounting Bracket	n/c
WW	White with White Mounting Bracket	n/c

Model Example: [OHGA78-BB](#)

Mini-Tap (power or power/USB)

Model	Description	
OHMTTP78	Two (2) power (per unit)	\$ 535 list
OHMTPU78	One (1) power and one (1) dual port USB charger (per unit)	\$ 992 list

- SPECIFICATIONS (per unit)
- Two (2),simplexes
  - Available with spill-proof Simplexes

Model Example: [OHMTPU78](#)



Above diagram shows the recommended location of sequenced under mount power units. Electrical units are shipped uninstalled and may be placed in alternate locations.

Garcia (USB only)

Model	Description	
OHGA105	Two (2) USB ports (per unit)	\$ 948 list

- SPECIFICATIONS (per unit)
- Two (2), 2.1 Amp USB ports
  - LED charging indicator lights

Unit Color

BB	Black with Black Mounting Bracket	n/c
WW	White with White Mounting Bracket	n/c

Model Example: OHGA105-BB

Mini-Tap (power or power/USB)

Model	Description	
OHMTPI05	Two (2) power (per unit)	\$ 578 list
OHMTPI05	One (1) power and one (1) dual port USB charger (per unit)	\$1032 list

- SPECIFICATIONS (per unit)
- Two (2), simplexes
  - Available with spill-proof Simplexes

Model Example: OHMTPI05

OH!  
Freestanding  
No Back






VERSTEEL

Questions?

800 876 2120

Quickship Program Product

OH Quickship Program Product				material > grade >	Fabric Grade 2 or COM	Fabric Grade 3	Fabric Grade 4	Fabric Grade 5	Fabric Grade 6
Model #	Description	Dimensions	Product Wt						
OH24 	Single Seat No Back	Overall Width: 24" Overall Depth: 24" Overall Height: 18" Seat Width: 24" Seat Depth: 24" Seat Height: 18" OH	17	957	1044	1128	1213	1298	
OH2451 	Two Seats No Back	Overall Width: 51" Overall Depth: 24" Overall Height: 18" Seat Width: 24" Seat Depth: 24" Seat Height: 18" OH	34	1850	2062	2275	2488	2700	
OH2478 	Three Seats No Back	Overall Width: 78" Overall Depth: 24" Overall Height: 18" Seat Width: 24" Seat Depth: 24" Seat Height: 18" OH	50	2596	2810	3024	3236	3449	




To Order, Specify...

- 1 Model Number
- 2 Frame Color
- 3 Upholstery Selection
- 4 Additional Options



[Questions?](#)

800 876 2120

				material > grade >	Fabric Grade 2 or COM	Fabric Grade 3	Fabric Grade 4	Fabric Grade 5	Fabric Grade 6
Model #	Description	Dimensions	Product Wt						
<b>OH24B</b>  	Single Seat With Back	Overall Width: 24" Overall Depth: 27" Overall Height: 33" Seat Width: 24" Seat Depth: 24" Seat Height: 18"	29						
<b>OH2451B</b>  	Two Seats With Back	Overall Width: 51" Overall Depth: 27" Overall Height: 33" Seat Width: 24" Seat Depth: 24" Seat Height: 18"	58						
<b>OH2478B</b>  	Three Seats With Back	Overall Width: 78" Overall Depth: 27" Overall Height: 33" Seat Width: 24" Seat Depth: 24" Seat Height: 18"	86						

**Finish Options**

Powder Coat - Standard .....	n/c
Powder Coat - Premium .....	\$ 165
Polished Aluminum .....	n/c

**Price**

**Seat Options**

Seat Accent Fabric .....	Code
--------------------------	------

**Code**

**Price**

\$ 372

**Custom Charges**

Powder Coat Alternative (per color) .....	Code
---	------

**Code**

**Price**

call



**Power and Data Options**

Please reference the Power Options section



Questions?

800 876 2120

				material > grade >	Fabric Grade 2 or COM	Fabric Grade 3	Fabric Grade 4	Fabric Grade 5	Fabric Grade 6
Model #	Description	Dimensions	Product Wt						
OH360 	Ottoman 5 Legs	Overall Width: 36" Overall Depth: 36" Overall Height: 18" Seat Height: 18"	33	1700	1872	2043	2213	2384	
OH480 	Ottoman 6 Legs	Overall Width: 48" Overall Depth: 48" Overall Height: 18" Seat Height: 18"	54	2428	2685	2938	3194	3450	

To Order, Specify...

- 1 Model Number
- 2 Frame Color
- 3 Upholstery Selection
- 4 Additional Options






Custom Charges	Code	Price
Powder Coat Alternative (per color) .....	OPA	call

Please reference the Power Options section



Questions?

800 876 2120

				top > edge >	Laminate Flat PVC	Veneer Flat Wood	Corian Square
				edge ordering code (radius corner) >			
				top thickness >	1"	1"	1"
Model #	Description	Dimensions	Product Wt				
OH24RD 	Round	Width: 24" Depth: 24" Height: 12"	14		804	2265	1532
OH14RDLT 	Pull Up Table	Width: 14" Depth: 14" Height: 25.5"	25		579	1912	1157

To Order, Specify...

- 1 Model Number
- 2 Frame Color
- 3 Top Material
- 4 Top color
- 5 Edge Detail
- 6 Additional Options

Questions?  
800 876 2120

Finish Options	Price
Powder Coat - Standard .....	n/c
Powder Coat - Premium .....	\$ 165
Polished Aluminum .....	n/c
Not Available on Pull Up Table	
Chrome .....	\$ 227
Not Available on Round Table	

Top Options	Code	Price
Special Laminate.....	TSP	call
Power and Data Options		
Please reference the Power Options section		

Custom Charges	Code	Price
Powder Coat Alternative (per color) .....	OPA	call
Custom PVC Color Match .....	OCF	call
Stain Finish Match (per finish).....	OSM	\$ 996

OH!  
Configurable  
No Back

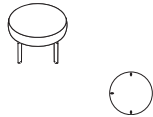
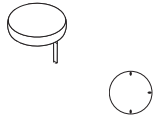
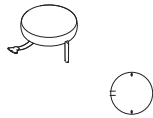
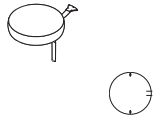
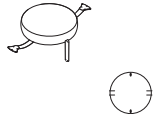


VERSTEEL

Questions?

800 876 2120

Quickship Program Product

				material > grade >	Fabric Grade 2 or COM	Fabric Grade 3	Fabric Grade 4	Fabric Grade 5	Fabric Grade 6
Model #	Description	Dimensions	Product Wt						
OH24ER 	End Seat, Right No Back	Overall Width: 24" Overall Depth: 24" Overall Height: 18" Seat Width: 24" Seat Depth: 24" Seat Height: 18"	18     QS		889	974	1058	1143	1230
OH24EL 	End Seat, Left No Back	Overall Width: 24" Overall Depth: 24" Overall Height: 18" Seat Width: 24" Seat Depth: 24" Seat Height: 18"	18     QS		889	974	1058	1143	1230
OH24LR 	Linking Seat Connector Right No Back	Overall Width: 24" Overall Depth: 24" Overall Height: 18" Seat Width: 24" Seat Depth: 24" Seat Height: 18"	18     QS		894	978	1063	1150	1235
OH24LL 	Linking Seat Connector Left No Back	Overall Width: 24" Overall Depth: 24" Overall Height: 18" Seat Width: 24" Seat Depth: 24" Seat Height: 18"	18     QS		894	978	1063	1150	1235
OH24LD 	Linking Seat Two Connectors No Back	Overall Width: 24" Overall Depth: 24" Overall Height: 18" Seat Width: 24" Seat Depth: 24" Seat Height: 18"	18     QS		965	1049	1134	1220	1306




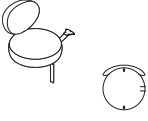

To Order, Specify...

- 1 Model Number
- 2 Frame Color
- 3 Upholstery Selection
- 4 Additional Options



[Questions?](#)

800 876 2120

				material › grade ›	Fabric Grade 2 or COM	Fabric Grade 3	Fabric Grade 4	Fabric Grade 5	Fabric Grade 6
Model #	Description	Dimensions	Product Wt						
<div>OH24ERB</div> 	End Seat, Right With Back	Overall Width: 24" Overall Depth: 27" Overall Height: 33" Seat Width: 24" Seat Depth: 24" Seat Height: 18"	18	1569	1740	1911	2080	2251	
<div>OH24ELB</div> 	End Seat, Left With Back	Overall Width: 24" Overall Depth: 27" Overall Height: 33" Seat Width: 24" Seat Depth: 24" Seat Height: 18"	18	1569	1740	1911	2080	2251	
<div>OH24LRB</div> 	Linking Seat Connector Right With Back	Overall Width: 24" Overall Depth: 27" Overall Height: 33" Seat Width: 24" Seat Depth: 24" Seat Height: 18"	18	1576	1745	1917	2087	2256	
<div>OH24LLB</div> 	Linking Seat Connector Left With Back	Overall Width: 24" Overall Depth: 27" Overall Height: 33" Seat Width: 24" Seat Depth: 24" Seat Height: 18"	18	1576	1745	1917	2087	2256	
<div>OH24LDB</div> 	Linking Seat Two Connectors With Back	Overall Width: 24" Overall Depth: 27" Overall Height: 33" Seat Width: 24" Seat Depth: 24" Seat Height: 18"	18	1646	1816	1987	2157	2328	

**Finish Options**

Powder Coat - Standard .....	n/c
Powder Coat - Premium .....	\$ 165
Polished Aluminum .....	n/c

**Price**

**Seat Options**

Seat Accent Fabric .....	Code SAF
--------------------------	-------------

**Code**

**Price**

\$ 372

**Custom Charges**

Powder Coat Alternative (per color) .....	Code OPA
---	-------------

**Price**

call

**Power and Data Options**

Please reference the Power Options section



Questions?

800 876 2120


Questions?

800 876 2120


top >

edge >


Laminate Flat PVC



Veneer Flat Wood



Corian Square



edge ordering code (radius corner) >

LP7R

VW7R

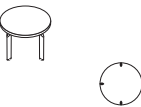
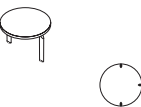
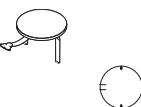
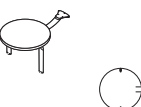
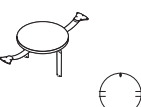
CS7R

top thickness >

1"

1"

1"

Model #	Description	Dimensions	Product Wt			
 <div>OH18RDER</div>	Round End Table, Right	Width: 18" Depth: 18" Height: 12"	9	701	2130	1373
 <div>OH18RDEL</div>	Round End Table, Left	Width: 18" Depth: 18" Height: 12"	9	701	2130	1373
 <div>OH18RDLR</div>	Round Linking Table Connector Right	Width: 18" Depth: 18" Height: 12"	9	688	2119	1360
 <div>OH18RDLL</div>	Round Linking Table Connector Left	Width: 18" Depth: 18" Height: 12"	9	688	2119	1360
 <div>OH18RDLD</div>	Round Linking Table Two Connectors	Width: 18" Depth: 18" Height: 12"	9	792	2224	1465

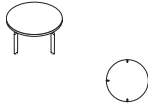
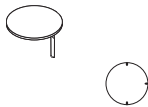



To Order, Specify...

- 1 Model Number
- 2 Frame Color
- 3 Top Material
- 4 Top color
- 5 Edge Detail
- 6 Additional Options



[Questions?](#)

800 876 2120

			top > edge >	Laminate Flat PVC	Veneer Flat Wood	Corian Square
			edge ordering code (radius corner) >	LP7R	VW7R	CS7R
			top thickness >	1"	1"	1"
Model #	Description	Dimensions	Product Wt			
 <b>OH24RDER</b>	Round End Table, Right	Width: 24" Depth: 24" Height: 12"	9	728	2189	1459
 <b>OH24RDEL</b>	Round End Table, Left	Width: 24" Depth: 24" Height: 12"	9	728	2189	1459
 <b>OH24RDLR</b>	Round Linking Table Connector Right	Width: 24" Depth: 24" Height: 12"	9	715	2176	1446
 <b>OH24RDLL</b>	Round Linking Table Connector Left	Width: 24" Depth: 24" Height: 12"	9	715	2176	1446
 <b>OH24RDLD</b>	Round Linking Table Two Connectors	Width: 24" Depth: 24" Height: 12"	9	821	2282	1552

**Finish Options**

Powder Coat - Standard .....	n/c
Powder Coat - Premium .....	\$ 165
Polished Aluminum .....	n/c

**Top Options**

Special Laminate .....	Code TSP
------------------------	----------

Price  
call

**Power and Data Options**

Please reference the Power Options section




**Custom Charges**

Powder Coat Alternative (per color) .....	Code OPA
Custom PVC Color Match .....	Code OCP
Stain Finish Match (per finish) .....	Code OSM

Price  
call  
call  
\$ 996

Questions?




800 876 2120

				material › grade ›	Fabric Grade 2 or COM	Fabric Grade 3	Fabric Grade 4	Fabric Grade 5	Fabric Grade 6
Model #	Description	Dimensions	Product Wt						
<b>OHSD34T</b> 	Privacy Screen Tackable	Overall Width: 33½" Overall Height: 62½" Panel Thickness: 2"	40	2905	3252	3596	3940	4284	
<b>OHSD44T</b> 	Privacy Screen Tackable	Overall Width: 43½" Overall Height: 66½" Panel Thickness: 2"	66	3088	3531	3973	4285	4728	
<b>OHSD2065T</b> 	Privacy Screen Tackable	Overall Width: 19¾" Overall Height: 70¾" Panel Thickness: 2"	46	3011	3454	3898	4340	4784	

To Order, Specify...

- 1 Model Number
- 2 Frame Color
- 3 Upholstery Selection
- 4 Additional Options

[Questions?](#)  
800 876 2120

				material > grade >	Fabric Grade 2 or COM	Fabric Grade 3	Fabric Grade 4	Fabric Grade 5	Fabric Grade 6
Model #	Description	Dimensions	Product Wt						
<b>OHSD34A</b> 	Privacy Screen Acoustic	Overall Width: 33½" Overall Height: 62½" Panel Thickness: 2"	36	3512	3857	4200	4544	4891	
<b>OHSD44A</b> 	Privacy Screen Acoustic	Overall Width: 43½" Overall Height: 66½" Panel Thickness: 2"	59	3694	4138	4582	5023	5467	
<b>OHSD2065A</b> 	Privacy Screen Acoustic	Overall Width: 19½" Overall Height: 70½" Panel Thickness: 2"	40	3618	4061	4505	4948	5392	

Finish Options		Price
Powder Coat - Standard .....	n/c	
Powder Coat - Premium .....	\$ 165	
Platinum Powder Coat .....	\$ 488	

Custom Charges		Code	Price
Powder Coat Alternative (per color) .....	OPA		call



**Specifications**

Round or square Ollie's are 16½" tall and can be specified with an upholstered or wood lid. The outside dimension is 15" with a 1" radius on the square stools.

**Features**

Ollie can be ordered with or without casters and with either a hinged or fixed lid. An optional file rod is available on the square models. The round Ollie has three different designs available for the wood top while the square Ollie offers four designs.

**Shipping Schedule**

Upholstered Items 4-5 WEEKS

Contact Versteel Customer Service for special lead time requests.

**NOTE** ORDERS WITH COM UPHOLSTERY WILL BE SCHEDULED UPON RECEIPT OF COM UPHOLSTERY YARDAGE

**BIFMA**

All Versteel products are constructed to pass the relevant ANSI/BIFMA standards. For more detailed specifications by series and base style, contact Versteel Customer Service at 800.876.2120.

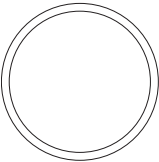
Additional information regarding warranty, terms and conditions, shipping, care and maintenance, etc. can be found in the All Seating price list.



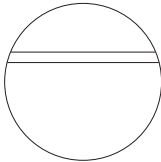
**Ollie Stool**  
**Round**  
Stool Dimensions  
Overall height: 16½"  
Outer dimension: 15" diameter  
Inner opening: 14¼" diameter, 12½" high  
Actual weight: 25 lbs.  
Suggested for use with 29" table height



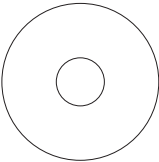
**Wood Lids\***  
**Round**  
Dimensions  
Overall Recess  
Lid Overall: 15 ⅞" diameter  
Lid Depth: 1 ⅛"  
Recess: 14 ⅞" diameter/centered  
Recess Depth: ¼"



Electronic Device Slot  
Lid Overall: 15 ¼" diameter  
Lid Depth: 1 ⅛"  
Slot Depth: ⅝"  
Slot Width: 1 ⅛"  
Slot Length: 14 ½"  
Slot Offset: 2 ⅞" from center




Round Recess  
Lid Overall: 15 ¼" diameter  
Lid Depth: 1 ⅛"  
Recess Diameter: 4"  
Recess Depth: ¼"  
Recess Offset: 0" centered




\*Due to the inherent characteristics of wood, considerable variations in wood grain and color may be visible.

Key	Description
1	hinged upholstered seat/lid, molded 7-ply with ½" thick, 2 lb. density foam
2	upholstered base, 15" o.d. ⅝" fiberboard tube
3	upholstered base, 15" square ⅝" fiberboard tube
4	dual wheel caster, black nylon
5	lined storage interior with hinged seat/lid for access


**Ollie Stool**  
**Square**  
Stool Dimensions  
Overall height: 16 1/2"  
Outer dimension: 15" square (w/1" radius corners)  
Inner opening: 14 1/4" square, 12 1/2" high  
Actual weight: 25 lbs.  
Suggested for use with 29" table height



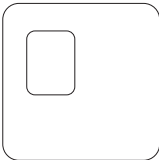
**Wood Lids\***  
**Square**  
Dimensions  
Overall Recess  
Lid Overall: 15 1/8" square  
Lid Depth: 1 1/16"  
Recess: 13 7/8" square/centered  
Recess Depth: 1/4"



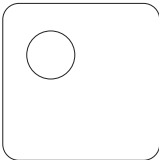
Electronic Device Slot  
Lid Overall: 15 1/8" square  
Lid Depth: 1 1/16"  
Slot Depth: 5/8"  
Slot Width: 11/16"  
Slot Length: 15 1/8"  
Slot Inset: 4 5/8" from edge



Rectangle Recess  
Lid Overall: 15 1/8" square  
Lid Depth: 1 1/16"  
Recess Width: 4 1/4"  
Recess Length: 6 1/2"  
Recess Depth: 1/4"  
Recess Inset: 1 1/2" from edge



Round Recess  
Lid Overall: 15 1/8" square  
Lid Depth: 1 1/16"  
Recess Diameter: 4"  
Recess Depth: 1/4"  
Recess Inset: 2" from edge



\*Due to the inherent characteristics of wood, considerable variations in wood grain and color may be visible.

**Standard Versteel Upholstery**

Standard Versteel Upholstery offers a range of materials, from fabrics in a variety of colors and textures to vinyls for soil resistance. Please refer to Versteel's fabric cards or the "Materials + Finishes" section of our website for information.

**Grade-In Upholstery**

Versteel has coordinated with upholstery manufacturers to simplify your order process. Many of the manufacturers' offerings have been pre-approved for application on Versteel Seating.

Contact Versteel Customer Service with your selected fabric choice to be graded in. You will be supplied with the appropriate grade-in designator. On your purchase order, complete the information with the pattern name, color description and grade-in designator, and Versteel will take it from there.

**Customer's Own Material**

Customer's Own Materials (COM's) are not an issue on Ollie. Many COM's are pre-approved for application on Versteel Seating. Call Versteel Customer Service with your COM selection to determine if it has been pre-approved. If your selection has not been pre-approved, reference the "Receiving COM Approval" section below.

**Receiving COM Approval**

Not all materials are suitable for upholstery on Ollie. A 12" x 12" memo sample must be supplied for approval before a COM material is accepted for an order. If the material is directional in pattern or weave, the pattern repeat (in inches) in both directions or the weave direction must be supplied.

**Excess COM**

Versteel will not store excess COM for more than 30 days after the order has been completed. If excess material is to be returned after order completion, send the request to Versteel Customer Service prior to acknowledged ship date. It is the customer's responsibility to arrange for the return of the material "freight collect."

**COM Requiring Application Test**

If an application test is required for your selected COM, send test sample material along with the following.

1. Name and return address
2. Model selected
3. Sketch showing special requirements for the positioning of the materials' pattern on the seat and ledge, if special considerations are required.

**NOTE** ALL UPHOLSTERIES ARE CUT UP THE ROLL TO MAXIMIZE YIELD AND WEAR PERFORMANCE

**Ship COM to:**

**Versteel**  
**2332 Cathy Lane**  
**Jasper, IN 47546**

COM must be shipped to the factory with transportation costs "prepaid." If material is considered defective or unusable, it will be returned "transportation collect."

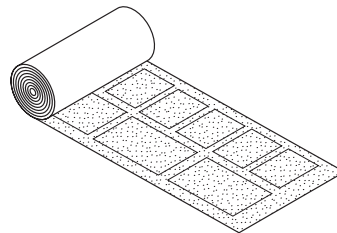
For standard lead time orders, tag fabric with purchase order number and identify with project number if possible.

**Application of Directional Fabrics**

Due to the upholstering process, some fabrics not considered directional by the supplier may be considered directional by Versteel.

All COM's are cut "up the roll" unless otherwise directed by the customer (see illustration below).

**EXAMPLE** PATTERN CUT UP THE ROLL



If special cutting or upholstery application is required, you must indicate requirement at time of order entry.

### Ollie COM Yardage Requirements

COM yardage requirements are calculated for chairs and stools based on a material width of 54" and a repeat of 2" or less. For material less than 54" wide, contact Versteel for yardage requirements. Use the chart below as a guide to calculate your COM yardage. For quantities greater than 20 Ollies, contact Versteel Customer Service for calculation of COM yardage by model.

Quantity of Ollies	1	2	3	4	5	6	7	8	9	10	11	12	13	14	15	16	17	18	19	20
<b>Ollie Round (fully upholstered)</b>																				
Lid & Bottom (same fabric)	1.3	3.0	3.8	5.0	5.0	6.3	7.0	8.3	8.5	10.0	10.5	12.0	13.0	14.0	14.5	15.0	16.0	17.5	18.0	19.0
Lid (Fabric 01)	0.8	1.3	1.5	2.5	3.0	3.0	3.5	4.5	5.0	5.0	5.0	6.0	6.5	7.0	7.0	8.0	8.0	9.5	9.5	9.5
Bottom (Fabric 02)	1.0	1.5	1.5	2.5	2.5	3.0	3.0	4.0	4.5	4.5	5.0	5.0	6.0	6.0	6.5	6.5	7.5	8.0	8.0	8.5
Upholstered Back Only	1.3	1.8	2.5	3.0	4.0	4.5	5.0	5.8	6.3	6.8	8.0	8.5	9.0	9.5	10.5	11.3	11.8	12.3	13.0	14.0

### Patterned COM Additional Yardage Guide

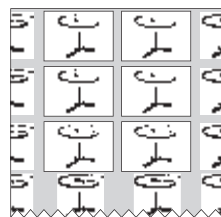
Use the guide below to aid in ordering the appropriate COM fabric when needing to match a pattern with a repeat. To use this guide, add the vertical and horizontal repeats together (e.g. a 5" vertical repeat plus an 11" horizontal repeat gives a 16" total). Then find the appropriate entry on the chart, and increase the yardage estimate by the percentage indicated.

For example: The yardage estimate is 8 yards of 54" wide fabric and the pattern has a repeat of 11" horizontal and 5" vertical. Add up the repeats (11" + 5" = 16") and find the appropriate entry - 15% in this example. Fifteen percent more fabric is required to match the pattern. 8 yards plus an extra 15% is 9.2 yards.

Fabric Width	Plain Fabric	3" - 14" Repeat	15" - 19" Repeat	20" - 27" Repeat	28" - 36" Repeat	37" - 45" Repeat	46" - 54" Repeat
54"	0%	10%	15%	20%	25%	30%	35%
50" - 52"	10%	20%	25%	30%	35%	40%	45%

### Decorative Patterns

Yardage requirements are greatly affected by the size of the repeat and the print or pattern of the material. Versteel cuts all seating patterns with aesthetic concerns in mind for high quality and consistency. Refer to the COM listing for the yardage required for pattern repeat.



To Order, Specify...


- 1 Model Number
- 2 Upholstery Selection
- 3 Lid Options
- 4 Base Options



An **OLSQC-01** is an Ollie series, square stool with casters and an upholstered lid and base.

The code **FCL Zest** specify grade 2 Cover Cloth Zest upholstery.

Model Number **OH2451B**



Orders may be sent via

Mailing Address

Versteel  
2332 Cathy Lane  
Jasper, IN 47546

Contact Versteel

Email	contact@versteel.com
Phone	800 876 2120 812 634 2120
Fax	812 482 9318

Lid Options

A wood lid option can be specified on both the round or square Ollie. There are three options available for the round and four for the square. Please see pages 232 and 233 for additional information. Specify the appropriate ordering and finish codes listed below and add the applicable upcharge.

Wood lid w/Overall Recess . . . . .	SLW01___	\$422
Wood lid w/Electronic Device Slot. . . . .	SLW01___	\$422
Wood Lid w/Rectangle Recess. . . . .	SLW03___	\$422
(for Ollie Square Stool Only)		
Wood Lid w/Round Recess . . . . .	SLW04___	\$422

Wood Lid Finish Codes

Clear Matte on Maple . . . . .	MCL2
Clear Gloss on Maple . . . . .	MCL3
Clear Matte on Cherry . . . . .	CCL2
Clear Gloss on Cherry . . . . .	CCL3
Clear Matte on Walnut. . . . .	WCL2
Clear Gloss on Walnut. . . . .	WCL3

Hanging File Rods - Ollie

\$107 / stool

Specify code **BFR** (Dual Hanging File Rods), add \$107 list per stool



Dual hanging file rods can be specified inside the square Ollie only. Finish is Ebony powder coat. Rods are not adjustable. Rods allow for 13½" of filing space.

**NOTE** HANGING FILES ARE NOT INCLUDED

**NOTE** NOT AVAILABLE ON ROUND OLLIES






Ollie  
Stool  
Round



VERSTEEL

Questions?

800 876 2120

		material > grade >		Fabric Grade 2 or COM	Fabric Grade 3	Fabric Grade 4	Fabric Grade 5	Fabric Grade 6
Style	Description	Model #	Product Wt					
<div>Round</div> <div></div> <div>OLRDC-01</div>	Round Base With Casters Hinged Seat/Lid - Upholstered Base - Upholstered	OLRDC-01	25	657	759	861	961	1057
								
	Round Base With Glides Hinged Seat/Lid - Upholstered Base - Upholstered	OLRDG-01	25	657	759	861	961	1057
								
	Round Base With Casters Fixed Lid - Upholstered Base - Upholstered	OLRDC-01F	23	567	670	770	872	967
								
	Round Base With Glides Fixed Lid - Upholstered Base - Upholstered	OLRDG-01F	23	567	670	770	872	967
								

Ollie can be ordered with one fabric specified for the lid and another fabric specified for the bottom. When doing so use the higher grade fabric pricing.

COM Yardage  
Refer to page 235.






To Order, Specify...

- 1 Model Number
- 2 Upholstery Selection



[Questions?](#)

800 876 2120

		material > grade >		Fabric Grade 2 or COM	Fabric Grade 3	Fabric Grade 4	Fabric Grade 5	Fabric Grade 6
Style	Description	Model #	Product Wt					
<b>Square</b>   OLSQC-01	Square Base With Casters Hinged Seat/Lid - Upholstered Base - Upholstered	<b>OLSQC-01</b> 	25	657	759	861	961	1057
	Square Base With Glides Hinged Seat/Lid - Upholstered Base - Upholstered	<b>OLSQG-01</b> 	25	657	759	861	961	1057
	Square Base With Casters Fixed Lid - Upholstered Base - Upholstered	<b>OLSQC-01F</b> 	23	567	670	770	872	967
	Square Base With Glides Fixed Lid - Upholstered Base - Upholstered	<b>OLSQG-01F</b> 	23	567	670	770	872	967

Ollie can be ordered with one fabric specified for the lid and another fabric specified for the bottom. When doing so use the higher grade fabric pricing.

**COM Yardage**

Refer to page 235.

**Lid Options**

	Price
Wood Lid with Overall Recess.....SLW01___	\$ 405
Wood Lid with Electronic Device Slot.....SLW02___	\$ 405
Wood Lid with Rectangle Recess.....SLW03___	\$ 405
(for Ollie Square Stool only)	
Wood Lid with Round Recess.....SLW04___	\$ 405

**Base Options**

	Code	Price
Dual Hanging File Rods, black.....BFR		\$ 107
(for Ollie Square Stool only)		
13 1/2" of available filing space (not adjustable)		

**Wood Lid option requires finish code**

Clear Matte on Maple.....MCL2
Clear Gloss on Maple.....MCL3
Clear Matte on Cherry.....CCL2
Clear Gloss on Cherry.....CCL3
Clear Matte on Walnut.....WCL2
Clear Gloss on Walnut.....WCL3



**Specifications**

Quanta is available with three base styles, 4-leg, swivel, and apex. All chairs and stools with the exception of those with an apex base are available with or without arms. 4-leg chairs can be specified with a tablet arm. Seat and back are produced using molded plywood with quarter cut Ash face.

**Features**

Quanta is manufactured with a rubber suspension to allow for movement. Its unique support system allows the user to move independently of the frame, allowing the seat and back to move and flow with the individual. Glides are clear polycarbonate. Casters are dual wheel two-tone nylon soft wheel. The leg design creates a wall saver for the 4-leg chairs and stools. The 4-leg chairs can be stacked on the floor or the Quanta Chair Trolley. See below for stacking information.

**Stacking Information**

**Floor**

Guest Chair (with or w/o casters). . . . . 4 (non-uph seats only)

**Trolley**

Guest Chair (with or w/o casters). . . . . 5 (non-uph seats only)

**Shipping Schedule**

All Seating 4-5 WEEKS

Contact Versteel Customer Service for special lead time requests.

**NOTE** CHAIR ORDERS WITH COM UPHOLSTERY WILL BE SCHEDULED UPON RECEIPT OF COM UPHOLSTERY YARDAGE

**BIFMA**

All Versteel products are constructed to pass the relevant ANSI/BIFMA standards. For more detailed specifications by series and base style, contact Versteel Customer Service at 800.876.2120.

Additional information regarding warranty, terms and conditions, shipping, care and maintenance, etc. can be found in the All Seating price list.



**Quanta 4-Leg Base  
Armless/Arms**  
Chair Dimensions  
Overall height: 31 3/8"  
Overall width w/ armcaps: 24 7/8"  
Overall width w/o arms: 20 1/4"  
Overall depth: 21 1/8"  
Seat height: 18"  
Seat width: 17 7/8"  
Seat depth: 16"  
Arm height w/ armcaps: 25 3/4"  
Actual weight: 21 lbs. w/ arms  
Actual weight: 19 lbs. w/o arms



**Quanta 4-Leg Base  
Armless (Large Tablet)**  
Chair Dimensions  
Overall height: 31 3/8"  
Overall width w/ tablet up: 26 1/4"  
Overall depth w/ tablet up: 29 1/4"  
Seat height: 18"  
Seat width: 17 7/8"  
Seat depth: 16"  
Arm height: 27"  
Actual weight: 27 lbs.  
**Retractable Tablet Dimensions**  
Tablet size: 21 1/4" d x 14 3/4" w x 3/8" thick  
Tablet is available in black only



Key	Description
1	arm, 3/8" steel plate
2	base frame 5/8" x 1 1/4" flat oval, 14 gauge steel tube
3	back supported by 2 rubber bumpers
4	seat supported by 4 rubber bumpers
5	finished seat and back, quarter cut ash plywood 7-ply, 7/8" thick

Key	Description
6	welded and brazed 5-star base
7	dual wheel two-tone nylon soft wheel casters
8	clear polycarbonate glide (not recommended for concrete floors)

**Quanta Guest**

**24" Stool**

**Armless/Arms**

Chair Dimensions  
Overall height: 37 ½"  
Overall width w/ armcaps: 25 ¼"  
Overall width w/o arms: 19 ½"  
Overall depth: 23 ½"  
Seat height: 24"  
Seat width: 18"  
Seat depth: 16"  
Arm height w/ armcaps: 31 ¾"  
Actual weight: 25 lbs. w/ arms  
Actual weight: 24 lbs. w/o arms



**Quanta Guest**

**29" Stool**

**Armless/Arms**

Chair Dimensions  
Overall height: 42 ½"  
Overall width w/ armcaps: 25 ¼"  
Overall width w/o arms: 19 ½"  
Overall depth: 25 ½"  
Seat height: 29"  
Seat width: 18"  
Seat depth: 16"  
Arm height w/ armcaps: 36 ¾"  
Actual weight: 27 lbs. w/ arms  
Actual weight: 26 lbs. w/o arms



**Stacking (Trolley)**

Guest Chair with or without casters ..... 5 non-upholstered seats only

**Stacking (Floor)**

Guest Chair without casters ..... 4 non-upholstered seats only  
Guest Chair with casters ..... 4 non-upholstered seats only

**Quanta Swivel Base  
Armless/Arms**  
Chair Dimensions  
Overall height: 31 1/4"  
Overall width w/ armcaps: 26 3/8"  
Overall width w/o arms: 23"  
Overall depth: 22"  
Seat height: 17 3/8" - 22 3/4"  
Seat width: 18 3/8"  
Seat depth: 16"  
Actual weight w/ arms: 35 lbs.  
Actual weight w/o arms: 31 lbs.



**Quanta Apex Base  
Armless**  
Chair Dimensions  
Overall height: 31"  
Overall width: 20"  
Overall depth: 20 1/2"  
Seat height: 17 3/8"  
Seat width: 17 3/8"  
Seat depth: 16"  
Actual weight: 23 lbs.



Key	Description
1	arm, 3/8" steel plate
2	base frame 5/8" x 1 1/4" flat oval, 14 gauge steel tube
3	back supported by 2 rubber bumpers
4	seat supported by 4 rubber bumpers
5	finished seat and back, quarter cut ash plywood 7-ply, 7/8" thick

Key	Description
6	welded and brazed 5-star base
7	dual wheel two-tone nylon soft wheel casters
8	upholstered seat, molded liner with 1/2" thick 2 lb. density foam
9	3" diameter column with 20" diameter base

**Quanta Apex Base  
Lounge**

Chair Dimensions  
Overall height: 27 3/4"  
Overall width: 21 1/2"  
Overall depth: 21"  
Seat height: 15 1/4"  
Seat width: 20 1/2"  
Seat depth: 16 1/2"  
Actual weight: 23 lbs.



**Quanta Swivel Base  
Gullwing Arms**

Chair Dimensions  
Overall height: Adjustable from 30 3/8" – 36"  
Overall width w/ arms: 30 3/8"  
Overall depth: 20"  
Seat height: Adjustable from 17" to 22"  
Seat width: 20 1/2"  
Seat depth: 17"  
Actual weight: 49 lbs.



**Standard Versteel Upholstery**

Standard Versteel Upholstery offers a range of materials, from fabrics in a variety of colors and textures to vinyls for soil resistance. Please refer to Versteel's fabric cards or the "Materials + Finishes" section of our website for information.

**Grade-In Upholstery**

Versteel has coordinated with upholstery manufacturers to simplify your order process. Many of the manufacturers' offerings have been pre-approved for application on Versteel Seating.

Contact Versteel Customer Service with your selected fabric choice to be graded in. You will be supplied with the appropriate grade-in designator. On your purchase order, complete the information with the pattern name, color description and grade-in designator, and Versteel will take it from there.

**Customer's Own Material**

Customer's Own Materials (COM's) are not an issue on Quanta. Many COM's are pre-approved for application on Versteel Seating. Call Versteel Customer Service with your COM selection to determine if it has been pre-approved. If your selection has not been pre-approved, reference the "Receiving COM Approval" section below.

**Receiving COM Approval**

Not all materials are suitable for upholstery on Quanta. A 12" x 12" memo sample must be supplied for approval before a COM material is accepted for an order. If the material is directional in pattern or weave, the pattern repeat (in inches) in both directions or the weave direction must be supplied.

**Excess COM**

Versteel will not store excess COM for more than 30 days after the order has been completed. If excess material is to be returned after order completion, send the request to Versteel Customer Service prior to acknowledged ship date. It is the customer's responsibility to arrange for the return of the material "freight collect."

**COM Requiring Application Test**

If an application test is required for your selected COM, send test sample material along with the following.

1. Name and return address
2. Model selected
3. Sketch showing special requirements for the positioning of the materials' pattern on the seat and ledge, if special considerations are required.

**NOTE** ALL UPHOLSTERIES ARE CUT UP THE ROLL TO MAXIMIZE YIELD AND WEAR PERFORMANCE

**Ship COM to:**

Versteel  
2332 Cathy Lane  
Jasper, IN 47546

COM must be shipped to the factory with transportation costs "prepaid." If material is considered defective or unusable, it will be returned "transportation collect."

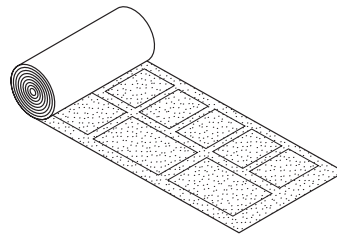
For standard lead time orders, tag fabric with purchase order number and identify with project number if possible.

**Application of Directional Fabrics**

Due to the upholstering process, some fabrics not considered directional by the supplier may be considered directional by Versteel.

All COM's are cut "up the roll" unless otherwise directed by the customer (see illustration below).

**EXAMPLE** PATTERN CUT UP THE ROLL



If special cutting or upholstery application is required, you must indicate requirement at time of order entry.

### Quanta COM Yardage Requirements

COM yardage requirements are calculated for chairs and stools based on a material width of 54" and a repeat of 2" or less. For material less than 54" wide, contact Versteel for yardage requirements. Use the chart below as a guide to calculate your COM yardage. For quantities greater than 20 chairs or stools, contact Versteel Customer Service for calculation of COM yardage by model.

Quantity of Chairs	1	2	3	4	5	6	7	8	9	10	11	12	13	14	15	16	17	18	19	20
<b>Quanta</b>																				
Upholstered Seat Only	1.0	1.5	1.5	2.0	2.5	2.5	3.5	3.5	4.0	4.0	4.5	4.5	5.0	5.5	5.5	6.0	6.5	6.5	7.0	7.5
Upholstered Seat & Back	1.5	2.5	3.0	4.0	4.5	5.0	6.0	6.5	6.5	7.0	8.0	8.5	9.0	10.0	11.0	11.5	12.0	13.0	13.5	15.0
Gullwing Uph Seat Only	1.5	2.5	4.0	5.0	6.0	7.0	8.5	9.5	11.0	12.0	14.5	15.5	17.0	18.0	19.5	20.5	21.6	23.0	24.0	26.5
Gullwing Uph Seat & Back	2.0	3.5	4.5	6.0	7.0	8.5	9.5	11.0	12.0	13.0	14.5	15.5	17.0	18.0	20.0	21.5	23.0	24.0	25.0	26.5

### Patterned COM Additional Yardage Guide

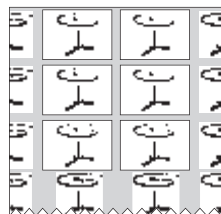
Use the guide below to aid in ordering the appropriate COM fabric when needing to match a pattern with a repeat. To use this guide, add the vertical and horizontal repeats together (e.g. a 5" vertical repeat plus an 11" horizontal repeat gives a 16" total). Then find the appropriate entry on the chart, and increase the yardage estimate by the percentage indicated.

For example: The yardage estimate is 8 yards of 54" wide fabric and the pattern has a repeat of 11" horizontal and 5" vertical. Add up the repeats (11" + 5" = 16") and find the appropriate entry - 15% in this example. Fifteen percent more fabric is required to match the pattern. 8 yards plus an extra 15% is 9.2 yards.

Fabric Width	Plain Fabric	3" - 14" Repeat	15" - 19" Repeat	20" - 27" Repeat	28" - 36" Repeat	37" - 45" Repeat	46" - 54" Repeat
54"	0%	10%	15%	20%	25%	30%	35%
50" - 52"	10%	20%	25%	30%	35%	40%	45%

### Decorative Patterns

Yardage requirements are greatly affected by the size of the repeat and the print or pattern of the material. Versteel cuts all seating patterns with aesthetic concerns in mind for high quality and consistency. Refer to the COM listing for the yardage required for pattern repeat.



To Order, Specify...

- 1 Model Number
- 2 Frame Color
- 3 Wood Finish
- 4 Upholstery Selection
- 5 Frame Options



A **QUX-07** is a Quanta series, armless apex base chair with a wood seat and back.

The codes **ECHR** / **WCMM** specify a Chrome frame and Caramel Maple wood finish.

Model Number **QUX-07**



Orders may be sent via

Mailing Address

Versteel  
2332 Cathy Lane  
Jasper IN 47546

Contact Versteel

Email contact@versteel.com  
Phone 800 876 2120  
812 634 2120  
Fax 812 482 9318

### Studio Steel®

Versteel's "urban fabrication" process leaves the telltale signs of welding and assembly on the surface, highlighting a manufacturing aesthetic. Choosing a clear or transparent powder coat is recommended, allowing tonal striations (created as a result of extreme heat), natural textures, and the inherent qualities of raw steel to show through.

Studio Steel Process . . . . . \$165 per chair

### Powder Coat Finishes

All powder coat finishes in the Versteel offering have been formulated with the use of epoxy, polyester or epoxy and polyester blends to maximize the finish durability.

Powder Coat - Standard . . . . . n/c

Powder Coat - Premium. . . . . \$165 per chair

### Quanta Powder Coat Colors

Alloy. . . . .	PALY	Mint . . . . .	PMNT
Amethyst . . . . .	PAME	Navy . . . . .	PNV
Anthracite. . . . .	PANT	Nimbus. . . . .	PNIM
Black Anodized. . . . .	PBLA	Nutmeg . . . . .	PNUT
Bronze . . . . .	PBRO	◆ Pacific . . . . .	PPAC
Calypso . . . . .	PCAL	Pearl . . . . .	PPEA
Carbon. . . . .	PCAR	Pebble . . . . .	PPEB
Champagne . . . . .	PCHA	◆ P Platinum . . . . .	PPLA
Coconut . . . . .	PCOC	Poppy. . . . .	PPOP
◆ Copper. . . . .	PCOP	◆ Raven. . . . .	PRAV
Crimson . . . . .	PCRI	Royal . . . . .	PROY
◆ Crystal . . . . .	PCRY	Seaside . . . . .	PSEA
Daffodil. . . . .	PDAF	Shipyard. . . . .	PSHI
Ebony. . . . .	PEBO	Silver . . . . .	PSIL
Forest. . . . .	PFOR	Snow . . . . .	PSNO
Fossil . . . . .	PFOS	Stone . . . . .	PSTO
◆ Garnet . . . . .	PGAR	Storm. . . . .	PSTM
◆ Gold. . . . .	PGOL	Terra Cotta . . . . .	PTEC
Graphite . . . . .	PGRA	Whisper . . . . .	PWHI
◆ Hope . . . . .	PHOP	White Linen . . . . .	PWHL
Kelly Green . . . . .	PKEG	Powder Coat Alternative .	OPA
◆ Matte . . . . .	PMAT		
Mica. . . . .	PMIC		

### Transparent Powder Coats (indicated by ◆)

Please note that the transparent characteristics of these powders allow all natural welds and textures inherent to raw steel to be visible.

### Premium Powder Coats (indicated by ●)

Versteel's premium process uses specially formulated powder coats for a truly unique color palette.

### Plated

Versteel offers two plated options: Chrome and Nickel. Chrome is our most durable finish available and is a deep luster chrome plated finish. Nickel is a plated finish with a clear coat applied for durability. An upcharge applies for plated finishes. See product pricing pages for upcharge.

Chrome . . . . . ECHR

Nickel . . . . . ENKL

### Quanta Seats & Backs

Seat and back are a molded multi-ply maple core with quarter-cut reconstituted Ash veneer.

### Wood Finish

Versteel uses a post-catalyst varnish NDF topcoat that meets AWI (Architectural Woodwork Institute) TR6 performance standards.

### Quanta Wood Finishes

Beach. . . . .	WBEA	Java Cherry. . . . .	WJAC
Blossom Cherry . . . . .	WBLC	Millwork Cherry. . . . .	WMWC
Brighton Walnut . . . . .	WBRW	Natural Walnut. . . . .	WENW
Caramel Maple . . . . .	WCMM	(European Walnut)	
Chestnut. . . . .	WCHE	Pebble . . . . .	WPEB
Cordovan Cherry . . . . .	WCNC	Seaside . . . . .	WSEA
Drift . . . . .	WDRI	Solar Maple . . . . .	WSLM
Espresso Walnut. . . . .	WESW	Sugar Maple . . . . .	WSUM
Fawn . . . . .	WFAW	Terra Cotta . . . . .	WTEC
Fog . . . . .	WFOG	Whisper . . . . .	WWHI
Forest. . . . .	WFOR	Stain Finish Match. . . . .	OSM
Golden Cherry . . . . .	WGNC		

### Finish Reference & Samples

For finish color reference, please refer to our website. Contact Versteel Customer Service to receive actual color samples for color matches and final color approval.

**Powder Coat Alternative****Call for quotation**

Specify code **OPA** (*Powder Coat Alternative*), add cost from Versteel quotation

Powder Coat Alternative is available from Versteel. The entire RAL color reference along with hundreds of other color and finishes are available.

For Powder Coat Alternative matching, you must supply a color reference sample, or an RAL number. Versteel will review the sample for possible existing colors available and send a sample for customer approval. If no color match exists a custom match can be developed. Call Versteel Customer Service for associated upcharges on custom color development.

**NOTE** CUSTOM COLOR MATCHING APPROVALS MAY AFFECT STANDARD PRODUCTION SCHEDULES

**Stain Finish Match****\$996 / one time charge per finish, per order**

Specify code **OSM** (*Stain Finish Match*), add \$996.00 list per finish, per order

Alternative Stain Finishes are available. For Stain Finish Matching you must supply two 4" x 4" finish color and grain reference samples. An expertly finish matched sample will be provided for customer approval.

**NOTE** CUSTOM COLOR MATCHING APPROVALS MAY AFFECT STANDARD PRODUCTION SCHEDULES

**Polyethylene Black Glides****\$23 / 4-leg chair, stool or apex base**

Specify code **GLD19** (Polyethylene Black Glides), add \$23 list per chair, stool or apex.

Glide surface is polyethylene and designed for use on hard surface flooring. See individual product pages for availability and ordering code.

**Casters - Non-Locking Dual Wheel Black Nylon Hard Wheel (Set of 4)****\$171 / chair**

Specify code **CAS31** (Casters - Dual Wheel Black Nylon Hard Wheel), add \$171 list per 4-leg chair.

Black non-locking dual wheel, 2" diameter hard wheel casters may be specified on the 4-leg guest chair. Please refer to the individual pricing pages for availability. Caster option must be specified at the time of the order and does not change the chair seat height.

**Casters - Non-Locking Dual Wheel Black Nylon Soft Wheel (Set of 4)****\$171 / chair**

Specify code **CAS64** (Casters - Dual Wheel Black Nylon soft Wheel), add \$171 list per 4-leg chair.

Black non-locking dual wheel, 2" diameter soft wheel casters may be specified on the 4-leg guest chair. Please refer to the individual pricing pages for availability. Caster option must be specified at the time of the order and does not change the chair seat height.

**Casters - Non-Locking Dual Wheel Two-Tone Nylon Hard Wheel (4)****\$171 / chair**

Specify code **CAS32** (Casters - Dual Wheel Two-Tone Nylon Hard Wheel), add \$171 list per 4-leg chair.

Two-Tone non-locking dual wheel, 2" diameter hard wheel casters may be specified on the 4-leg guest chair. Please refer to the individual pricing pages for availability. Caster option must be specified at the time of the order and does not change the chair seat height.

**Casters - Non-Locking Dual Wheel Two-Tone Nylon Soft Wheel (4)****\$171 / chair**

Specify code **CAS47** (Casters - Dual Wheel Black Nylon soft Wheel), add \$171 list per 4-leg chair.

Two-Tone non-locking dual wheel, 2" diameter soft wheel casters may be specified on the 4-leg guest chair. Please refer to the individual pricing pages for availability. Caster option must be specified at the time of the order and does not change the chair seat height.

**Chair Trolley - Quanta****\$906 / each**

Specify code **ACTQU** (Chair Trolley - Quanta), add \$906 list each


**STACKING INFORMATION - QUANTA QUANTA**

NON-UPHOLSTERED GUEST CHAIRS (WITH OR WITHOUT CASTERS) STACK 5 HIGH ON THE TROLLEY AND STACK 4 HIGH ON THE FLOOR.

# Quanta

## 4-Leg Base



### Arm + Armless



VERSTEEL

#### Questions?

800 876 2120

				material > grade >	Fabric Grade 2 or COM	Fabric Grade 3	Fabric Grade 4	Fabric Grade 5	Fabric Grade 6	Wood
Style	Description	Model #	Product Wt							
 QUL-07	4-Leg Base Without Arms Seat - Upholstered Back - Upholstered	QUL-01	19	1158	1237	1313	1391	1469		
	4-Leg Base Without Arms Seat - Upholstered Back - Wood	QUL-04	19	1065	1144	1219	1298	1375		
	4-Leg Base Without Arms Seat - Wood Back - Wood	QUL-07	19							973
 QULA-08	4-Leg Base With Arms Seat - Upholstered Back - Upholstered Armcaps - Wood	QULA-03	21	1466	1542	1620	1697	1776		
	4-Leg Base With Arms Seat - Upholstered Back - Wood Armcaps - Wood	QULA-06	21	1373	1451	1529	1607	1684		
	4-Leg Base With Arms Seat - Wood Back - Wood Armcaps - Wood	QULA-08	21							1279

#### Stacking

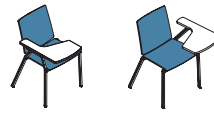
Refer to page 240.

#### COM Yardage

Refer to page 247.



#### To Order, Specify...

- 1 Model Number
- 2 Frame Color
- 3 Wood Finish
- 4 Upholstery Selection
- 5 Frame Options



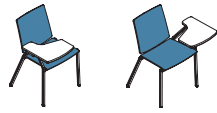
Questions?

800 876 2120









				material > grade >	Fabric Grade 2 or COM	Fabric Grade 3	Fabric Grade 4	Fabric Grade 5	Fabric Grade 6	Wood
Style	Description	Model #	Product Wt							
<b>Flip-Up Tablet Arm Right</b>    QUL-07TBR Tablet material is 5/8" Black Europly with a Black painted edge.	4-Leg Base Flip-Up Tablet Arm Right Seat - Upholstered Back - Upholstered	<b>QUL-01TBR</b>	27	1456	1534	1611	1690	1768		
	4-Leg Base Flip-Up Tablet Arm Right Seat - Upholstered Back - Wood	<b>QUL-04TBR</b>	27	1363	1442	1519	1593	1670		
	4-Leg Base Flip-Up Tablet Arm Right Seat - Wood Back - Wood	<b>QUL-07TBR</b>	27							1268
<b>Flip-Up Tablet Arm Left</b>    QUL-07TBL Tablet material is 5/8" Black Europly with a Black painted edge.	4-Leg Base Flip-Up Tablet Arm Left Seat - Upholstered Back - Upholstered	<b>QUL-01TBL</b>	27	1456	1534	1611	1690	1768		
	4-Leg Base Flip-Up Tablet Arm Left Seat - Upholstered Back - Wood	<b>QUL-04TBL</b>	27	1363	1442	1519	1593	1670		
	4-Leg Base Flip-Up Tablet Arm Left Seat - Wood Back - Wood	<b>QUL-07TBL</b>	27							1268

**COM Yardage**  
 Refer to page 247.

Finish Options	Price	Frame Options	Code	Price	Accessories	Code	Price
Chrome .....	\$ 165	Polyethylene Black Glides .....	GLD19	\$ 23	Chair Trolley .....	ACTQU	\$ 906
Nickel .....	\$ 223	Casters - Dual Wheel Black Nylon					
Powder Coat - Standard .....	n/c	Hard Wheel (set of 4) .....	CAS31	\$ 171			
Powder Coat - Premium .....	\$ 165	Casters - Dual Wheel Black Nylon					
		Soft Wheel (set of 4) .....	CAS64	\$ 171	<b>Custom Charges</b>		
		Casters, Dual Wheel Two-Tone Nylon			Powder Coat Alternative (per color) .....	OPA	call
		Hard Wheel (set of 4) .....	CAS32	\$ 171	Stain Finish Match (per finish) .....	OSM	\$ 996
		Casters - Dual Wheel Two-Tone Nylon					
		Soft Wheel (set of 4) .....	CAS47	\$ 171			

**Quanta****4-Leg Base  
Retractable Tablet Arm****VERSTEEL****Questions?**

800 876 2120

				material > grade >	Fabric Grade 2 or COM	Fabric Grade 3	Fabric Grade 4	Fabric Grade 5	Fabric Grade 6	Wood
Style	Description	Model #	Product Wt							
<div>Retractable Tablet Arm Right</div> <div></div> <div>QUL-07RTBR Tablet material is 5/8" Black Europly with a Black painted edge.</div>	4-Leg Base Retractable Tablet Arm Right Seat - Upholstered Back - Upholstered	<div></div> <b>QUL-01RTBR</b>	27	1480	1554	1633	1711	1787		
	4-Leg Base Retractable Tablet Arm Right Seat - Upholstered Back - Wood	<div></div> <b>QUL-04RTBR</b>	27	1386	1461	1540	1617	1695		
	4-Leg Base Retractable Tablet Arm Right Seat - Wood Back - Wood	<div></div> <b>QUL-07RTBR</b>	27						1293	
<div>Retractable Tablet Arm Left</div> <div></div> <div>QUL-07RTBL Tablet material is 5/8" Black Europly with a Black painted edge.</div>	4-Leg Base Retractable Tablet Arm Left Seat - Upholstered Back - Upholstered	<div></div> <b>QUL-01RTBL</b>	27	1480	1554	1633	1711	1787		
	4-Leg Base Retractable Tablet Arm Left Seat - Upholstered Back - Wood	<div></div> <b>QUL-04RTBL</b>	27	1386	1461	1540	1617	1695		
	4-Leg Base Retractable Tablet Arm Left Seat - Wood Back - Wood	<div></div> <b>QUL-07RTBL</b>	27						1293	

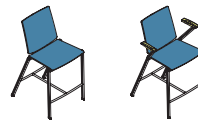
COM Yardage  
Refer to page 247.

**COM Yardage**

Refer to page 247.



**To Order, Specify...**

- ① Model Number
- ② Frame Color
- ③ Wood Finish
- ④ Upholstery Selection
- ⑤ Frame Options



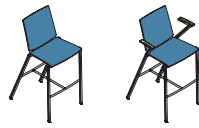
Questions?

800 876 2120









				material > grade >	Fabric Grade 2 or COM	Fabric Grade 3	Fabric Grade 4	Fabric Grade 5	Fabric Grade 6	Wood
Style	Description	Model #	Product Wt							
 QUL-07S24	<b>Armless</b> 4-Leg Base 24" Seat Height Without Arms Seat - Upholstered Back - Upholstered	<b>QUL-01S24</b>	24	1660	1739	1814	1891	1969		
	4-Leg Base 24" Seat Height Without Arms Seat - Upholstered Back - Wood	<b>QUL-04S24</b>	24	1567	1644	1722	1800	1875		
	4-Leg Base 24" Seat Height Without Arms Seat - Wood Back - Wood	<b>QUL-07S24</b>	24							1472
 QULA-03S24, QULA-06S24 and QULA-08S24 Not available in chrome/nickel.	<b>Arm</b> 4-Leg Base 24" Seat Height With Arms Seat - Upholstered Back - Upholstered Armcaps - Wood	<b>QULA-03S24</b>	26	1830	1906	1984	2062	2139		
	4-Leg Base 24" Seat Height With Arms Seat - Upholstered Back - Wood Armcaps - Wood	<b>QULA-06S24</b>	26	1736	1812	1890	1968	2045		
	4-Leg Base 24" Seat Height With Arms Seat - Wood Back - Wood Armcaps - Wood	<b>QULA-08S24</b>	26							1643
33"- 38" table heights are recommended for use with 24" stool <b>COM Yardage</b> Refer to page 247.										
<b>Finish Options</b>				<b>Frame Options</b>		<b>Code</b>		<b>Price</b>		<b>Custom Charges</b>
Chrome .....				Polyethylene Black Glides .....		GLD19		\$ 23		Powder Coat Alternative (per color) .....
Nickel .....										OPA
Powder Coat - Standard .....										Stain Finish Match (per finish) .....
Powder Coat - Premium .....										OSM
										call
										\$ 996

**Quanta**

4-Leg Base Stool - 29"  
Armless + Arm

**VERSTEEL****Questions?**

800 876 2120

				material > grade >	Fabric Grade 2 or COM	Fabric Grade 3	Fabric Grade 4	Fabric Grade 5	Fabric Grade 6	Wood
Style	Description	Model #	Product Wt							
 QUL-07S29	4-Leg Base 29" Seat Height Without Arms Seat - Upholstered Back - Upholstered	 <b>QUL-01S29</b>	26	1660	1739	1814	1891	1969		
	4-Leg Base 29" Seat Height Without Arms Seat - Upholstered Back - Wood	 <b>QUL-04S29</b>	26	1567	1644	1722	1800	1875		
	4-Leg Base 29" Seat Height Without Arms Seat - Wood Back - Wood	 <b>QUL-07S29</b>	26							1472
 QULA-03S29, QULA-06S29 and QULA-08S29 Not available in chrome/nickel	4-Leg Base 29" Seat Height With Arms Seat - Upholstered Back - Upholstered Armcaps - Wood	 <b>QULA-03S29</b>	28	1830	1906	1984	2062	2139		
	4-Leg Base 29" Seat Height With Arms Seat - Upholstered Back - Wood Armcaps - Wood	 <b>QULA-06S29</b>	28	1736	1812	1890	1968	2045		
	4-Leg Base 29" Seat Height With Arms Seat - Wood Back - Wood Armcaps - Wood	 <b>QULA-08S29</b>	28							1643

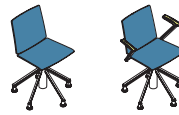
38" - 42" table heights  
are recommended for  
use with 29" stool

**COM Yardage**

Refer to page 247.









**To Order, Specify...**

- ① Model Number
- ② Frame Color
- ③ Wood Finish
- ④ Upholstery Selection
- ⑤ Frame Options



Questions?

800 876 2120

				material > grade >	Fabric Grade 2 or COM	Fabric Grade 3	Fabric Grade 4	Fabric Grade 5	Fabric Grade 6	Wood
Style	Description	Model #	Product Wt							
 QURS-07	Swivel 5-Star Base Without Arms Seat - Upholstered Back - Upholstered	 <b>QURS-01</b>	31	1628	1703	1781	1860	1937		
	Swivel 5-Star Base Without Arms Seat - Upholstered Back - Wood	 <b>QURS-04</b>	31	1534	1611	1690	1768	1843		
	Swivel 5-Star Base Without Arms Seat - Wood Back - Wood	 <b>QURS-07</b>	31							1442
 QURSA-07	Swivel 5-Star Base With Arms Seat - Upholstered Back - Upholstered Armcaps - Wood	 <b>QURSA-01</b>	35	1787	1865	1943	2019	2098		
	Swivel 5-Star Base With Arms Seat - Upholstered Back - Wood Armcaps - Wood	 <b>QURSA-04</b>	35	1695	1774	1850	1928	2007		
	Swivel 5-Star Base With Arms Seat - Wood Back - Wood Armcaps - Wood	 <b>QURSA-07</b>	35							1603





**COM Yardage**  
Refer to page 247.

Finish Options	Price	Frame Options	Code	Price	Custom Charges	Code	Price
Chrome .....	\$ 165	4-Leg Models Only			Powder Coat Alternative (per color) .....	OPA	call
Nickel .....	\$ 223	Polyethylene Black Glides .....	GLD19	\$ 23	Stain Finish Match (per finish) .....	OSM	\$ 996
Powder Coat - Standard .....	n/c						
Powder Coat - Premium .....	\$ 165	Swivel Models Only					
		Casters - Dual Wheel Black Nylon					
		Hard Wheel (set of 4) .....	CAS31	n/c			
		Casters - Dual Wheel Black Nylon					
		Soft Wheel (set of 4) .....	CAS64	n/c			
		Casters, Dual Wheel Two-Tone Nylon					
		Hard Wheel (set of 4) .....	CAS32	n/c			
		Casters not available on stool models					



Questions?

800 876 2120

				material > grade >	Fabric Grade 2 or COM	Fabric Grade 3	Fabric Grade 4	Fabric Grade 5	Fabric Grade 6	Wood
Style	Description	Model #	Product Wt							
<div>Armless</div> <div></div> <div>QUX-07</div>	Apex Base Without Arms Seat - Upholstered Back - Upholstered	QUX-01 	23	1158	1237	1313	1391	1469		
	Apex Base Without Arms Seat - Upholstered Back - Wood	QUX-04 	23	1065	1144	1219	1298	1375		
	Apex Base Without Arms Seat - Wood Back - Wood	QUX-07 	23						973	

COM Yardage  
Refer to page 247.

COM Yardage  
Refer to page 247.





To Order, Specify...

- 1 Model Number
- 2 Frame Color
- 3 Wood Finish
- 4 Upholstery Selection
- 5 Frame Options



Questions?

800 876 2120

				material > grade >	Fabric Grade 2 or COM	Fabric Grade 3	Fabric Grade 4	Fabric Grade 5	Fabric Grade 6	Wood
Style	Description	Model #	Product Wt							
<b>Lounge</b>   QUXL-07	Apex Base Without Arms Seat - Upholstered Back - Upholstered	<b>QUXL-01</b> 	23	1158	1237	1313	1391	1469		
	Apex Base Without Arms Seat - Upholstered Back - Wood	<b>QUXL-04</b> 	23	1065	1144	1219	1298	1375		
	Apex Base Without Arms Seat - Wood Back - Wood	<b>QUXL-07</b> 	23							973

**COM Yardage**  
Refer to page 247.

Finish Options		Price	Frame Options		Code	Price	Custom Charges		Code	Price
Chrome .....		\$ 165	Polyethylene Black Glides .....		GDI9	\$ 23	Powder Coat Alternative (per color) .....		OPA	call
Nickel .....		\$ 223					Stain Finish Match (per finish) .....		OSM	\$ 996
Powder Coat - Standard .....		n/c								
Powder Coat - Premium .....		\$ 165								


Quanta  
Swivel Disc Base  
Gullwing Arm + Adjustable Height



VERSTEEL

Questions?

800 876 2120

				material > grade >	Fabric Grade 2 or COM	Fabric Grade 3	Fabric Grade 4	Fabric Grade 5	Fabric Grade 6	Wood
Style	Description	Model #	Product Wt							
 QUDAH-01	Swivel Disc Base Gullwing Arms Adjustable Height Seat - Upholstered Back - Upholstered Arms - Wood	QUDAH-01	49	1763	1860	1956	2053	2150		
	Swivel Disc Base Gullwing Arms Adjustable Height Seat - Upholstered Back - Wood Arms - Wood	QUDAH-04	49	1617	1695	1774	1850	1928		
	Swivel Disc Base Gullwing Arms Adjustable Height Seat - Fully Upholstered Back - Upholstered	QUDAH-11	49	2030	2136	2238	2345	2453		
	Swivel Disc Base Gullwing Arms Adjustable Height Seat - Fully Upholstered Back - Wood	QUDAH-14	49	1889	1971	2056	2142	2225		

COM Yardage  
Refer to page 247.

COM Yardage  
Refer to page 247.






To Order, Specify...

- 1 Model Number
- 2 Frame Color
- 3 Wood Finish
- 4 Upholstery Selection
- 5 Frame Options



Questions?

800 876 2120

				material > grade >	Fabric Grade 2 or COM	Fabric Grade 3	Fabric Grade 4	Fabric Grade 5	Fabric Grade 6	Wood
Style	Description	Model #	Product Wt							
 QUDFH-11	Swivel Disc Base Gullwing Arms Fixed Height Seat - Upholstered Back - Upholstered Arms - Wood	<b>QUDFH-01</b> 	49	1763	1860	1956	2053	2150		
	Swivel Disc Base Gullwing Arms Fixed Height Seat - Upholstered Back - Wood Arms - Wood	<b>QUDFH-04</b> 	49	1617	1695	1774	1850	1928		
	Swivel Disc Base Gullwing Arms Fixed Height Seat - Fully Upholstered Back - Upholstered	<b>QUDFH-11</b> 	49	2030	2136	2238	2345	2453		
	Swivel Disc Base Gullwing Arms Fixed Height Seat - Fully Upholstered Back - Wood	<b>QUDFH-14</b> 	49	1889	1971	2056	2142	2225		

COM Yardage  
Refer to page 247.

**COM Yardage**  
Refer to page 247.

Finish Options	Price
Chrome .....	\$ 165
Nickel .....	\$ 223
Powder Coat - Standard .....	n/c
Powder Coat - Premium .....	\$ 165

Custom Charges	
Powder Coat Alternative (per color) .....	OPA call
Stain Finish Match (per finish) .....	OSM \$ 996



**Specifications**

Quanta Max is available in 4-leg, sled, swivel, stool and beam with a shell of molded resilient polypropylene resin or quarter cut Ash formed plywood. An upholstered seat pad is available. All models, with the exception of those with wood legs or a tablet, can be ordered with or without arms. A tablet arm is available on the 4-leg and sled base chairs. Stools with a ply shell offer a mid back option.

**Features**

The 4-leg chairs and stools feature a steel swivel glide with a nickel cap, while the sled base chairs and stools have a polyethylene glide. The swivel chairs and stools feature dual wheel black nylon soft wheel casters. The sled chairs are stackable for compact storage. 4-Leg and sled base guest chairs can be stacked on the floor or on the Quanta Max Chair Trolley. See below for stacking information.

**Stacking Information**

**Floor**

- Sled Base . . . . . 10 (6 if seats are upholstered)
- Guest Chair without casters . . . . . 10 (6 if seats are upholstered)
- Guest Chair with casters . . . . . 6 (4 if seats are upholstered)

**Trolley**

- Sled Base Chair . . . . . 20 (10 if seats are upholstered)
- Guest Chair with or w/o Casters . . 20 (10 if seats are upholstered)

**Quickship Program**

Available for select products in the Quanta Max series, see pricing pages.

The Versteel Quickship Program consists of up to 50 tables, 25 tables with modesty panels or 100 chairs in 10 working days from time of order (received by 12pm EST). Orders must be accompanied by final material and finish specifications for order entry. They must be clearly marked "Quickship" and consist of products from the program. Quickship orders cannot be changed or cancelled, and credit approval must be acquired within 24 hours.

For additional information see Versteel.com.

**Shipping Schedule**

Poly Shell	3-5 WEEKS
Ply Shell	3-5 WEEKS
Quickship Products	10 WORKING DAYS

Contact Versteel Customer Service for special lead time requests.

**NOTE** CHAIR ORDERS WITH COM UPHOLSTERY WILL BE SCHEDULED UPON RECEIPT OF COM UPHOLSTERY YARDAGE

**BIFMA**

All Versteel products are constructed to pass the relevant ANSI/BIFMA standards. For more detailed specifications by series and base style, contact Versteel Customer Service at 800.876.2120.

Additional information regarding warranty, terms and conditions, shipping, care and maintenance, etc. can be found in the All Seating price list.

**Quanta Max**

## Chair Frame + Construction

VERSTEEL

**Quanta Max Sled or Guest Base  
Armless/Arms**

## Chair Dimensions

Overall height: 32 7/8"

Overall width w/ arms: 22 3/8"

Overall width w/o arms: 21 7/8"

Overall depth: 20 3/8"

Seat height: 18 1/2"

Seat width: 17 3/8"

Seat depth: 16 1/2"

Arm height w/ armcaps: 25 3/4"

Actual weight: 18 lbs. w/ arms

Actual weight: 17 lbs. w/o arms

**Quanta Max Sled or Guest Base  
Armless (Retractable Tablet)**

## Chair Dimensions

Overall height: 32 7/8"

Overall width w/ tablet up: 23 1/2" (sled)

Overall width w/ tablet up: 24" (4-leg)

Overall depth w/ tablet up: 28 1/2"

Seat height: 18 1/2"

Seat width: 17 3/8"

Seat depth: 16 1/2"

Arm height: 25 3/4"

Actual weight: 25 lbs.

**Retractable Tablet Dimensions**

Tablet size: 15 1/2" d x 14 3/4" w x 3/8" thick

Tablet is available in black only

**Quanta Max Sled Base  
24" Stool**

## Armless/Arms

## Chair Dimensions

Overall height: 39 1/8" (mid back 36 5/8")

Overall width: 22 3/8"

Overall depth: 20 1/2"

Seat height: 24 3/4"

Seat width: 17 3/8"

Seat depth: 16 1/2"

Arm height w/ armcaps: 32"

Actual weight: 19 lbs. w/ arms

Actual weight: 18 lbs. w/o arms

**Key Description**

- 1 1 1/8" 12 gauge steel tube
- 2 base frame 3/8" x 1/2" flat bar with radius corners
- 3 seat shell, molded resilient polypropylene resin or quarter cut ash formed plywood, 7 ply, 1 1/2" thick
- 4 polyethylene glide
- 5 steel swivel glide, nickel cap

**Quanta Max Sled Base**

**29" Stool**

**Armless/Arms**

Chair Dimensions  
Overall height: 44 1/8" (mid back 41 3/8")  
Overall width: 23 3/8"  
Overall depth: 21"  
Seat height: 29 3/4"  
Seat width: 17 3/8"  
Seat depth: 16 1/2"  
Arm height w/ armcaps: 37 3/16"  
Actual weight: 22 lbs. w/ arms  
Actual weight: 21 lbs. w/o arms



**Quanta Max 4-Leg Base**

**24" Stool**

**Armless/Arms**

Chair Dimensions  
Overall height: 39" (mid back 36 1/4")  
Overall width: 22 5/8"  
Overall depth: 20 3/4"  
Seat height: 24 1/2"  
Seat width: 17 3/8"  
Seat depth: 16 1/2"  
Arm height w/ arms: 31 3/4"  
Actual weight: 20 lbs. w/ arms  
Actual weight: 19 lbs. w/o arms



**Quanta Max 4-Leg Base**

**29" Stool**

**Armless/Arms**

Chair Dimensions  
Overall height: 43 3/4" (mid back 41 1/4")  
Overall width: 23"  
Overall depth: 21"  
Seat height: 30 1/8"  
Seat width: 17 3/8"  
Seat depth: 16 1/2"  
Arm height w/ arms: 36 1/2"  
Actual weight: 21 lbs. w/ arms  
Actual weight: 20 lbs. w/o arms



**Stacking Poly Shell Only (Trolley)**

Sled Base Chair ..... 20 (10 if seats are upholstered)  
Guest Chair with or without casters ..... 20 (10 if seats are upholstered)

**Stacking Poly Shell Only (Floor)**

Sled Base Chair ..... 10 (6 if seats are upholstered)  
Guest Chair without casters ..... 10 (6 if seats are upholstered)  
Guest Chair with casters ..... 6 (4 if seats are upholstered)

Chairs with tablets do not stack

Quanta Max Wood Guest Base  
Armless

Chair Dimensions  
Overall height: 31 15⁄16"  
Overall width: 20 3⁄16"  
Overall depth: 20 1⁄4"  
Seat height: 18 1⁄2"  
Seat width: 17 3⁄8"  
Seat depth: 16"  
Actual weight: 15 lbs.



Quanta Max Swivel Base  
Armless/Arms

Chair Dimensions  
Overall height: 30 1⁄2"  
Overall width w/ armcaps: 27"  
Overall width w/o arms: 22 1⁄4"  
Overall depth: 20 3⁄8"  
Seat height: 17 1⁄2" - 22 1⁄2"  
Seat width: 17 3⁄8"  
Seat depth: 16 1⁄2"  
Actual weight w/ arms: 24 lbs.  
Actual weight w/o arms: 23 lbs.



Quanta Max Swivel Base Stool  
Armless/Arms

Stool Dimensions  
Overall height: 46 1⁄2" (mid back 43 1⁄2")  
(at highest cylinder height)  
Overall width: 23 3⁄8"  
Overall depth: 23"  
Seat height: 23 1⁄2" - 33 1⁄2"  
Seat width: 17 3⁄8"  
Seat depth: 16 1⁄2"  
Arm height w/ armcaps: 41 3⁄16"  
(at highest cylinder height)  
Cylinder height adjustment range: 10"  
Actual weight: 26 lbs. w/ arms  
Actual weight: 25 lbs. w/o arms



Guest	
Key	Description
1	chair frame, 14 gauge support rail
2	legs, solid ash
3	seat shell, molded resilient polypropylene resin or quarter cut ash formed plywood, 7 ply, 1⁄2" thick
4	nylon glide

Swivel	
Key	Description
1	0.075" PVC armcap or 0.25" solid ash wood armcap
2	seat shell, molded resilient polypropylene resin or quarter cut ash formed plywood, 7 ply, 1⁄2" thick
3	die cast aluminum 5-star base
4	dual wheel black nylon soft wheel casters
5	1 1⁄16" 12 gauge steel tube

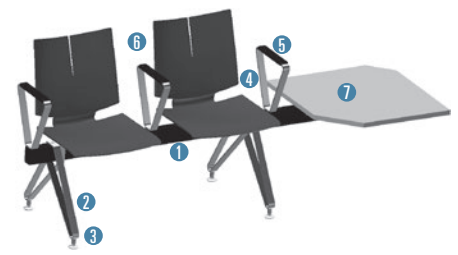
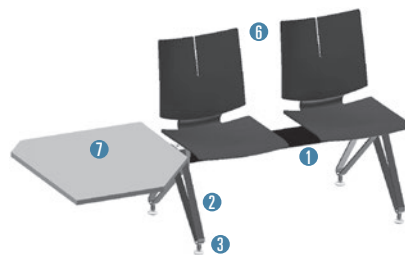
**Quanta Max 4-Leg Base  
2 Seat Armless/Arms**

Chair Dimensions  
Overall height: 33"  
Overall width w/ armcaps: 49"  
Overall width w/o arms: 42"  
Overall depth: 20 3/4"  
Seat height: 18 1/2"  
Seat width: 17 3/8"  
Seat depth: 16 1/2"  
Arm height w/ armcaps: 26 3/4"  
Actual weight: 71 lbs. w/ arms  
Actual weight: 58 lbs. w/o arms



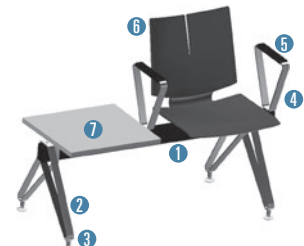
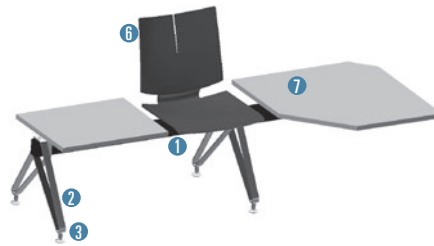
**Quanta Max 4-Leg Base  
2 Seat Armless/Arms  
with Corner Table**

Chair Dimensions  
Overall height: 33"  
Overall width w/ armcaps: 75"  
Overall width w/o arms: 71"  
Overall depth: 20 3/4"  
Seat height: 18 1/2"  
Seat width: 17 3/8"  
Seat depth: 16 1/2"  
Arm height w/ armcaps: 26 3/4"  
Table width w/ arms: 29"  
Table width w/o arms: 26"  
Table length w/ arms: 39"  
Table length w/o arms: 34"  
Actual chair weight: 98 lbs. w/ arms  
Actual chair weight: 90 lbs. w/o arms  
Actual table weight: 22 lbs. w/ arms  
Actual table weight: 18 lbs. w/o arms



**Quanta Max 4-Leg Base  
1 Seat/1 Top Armless/Arms  
with/without Corner Table**

Chair Dimensions  
Overall height: 33"  
Overall width w/ armcaps: 45"  
Overall width w/o arms w/ corner table: 71"  
Overall depth: 20 3/4"  
Seat height: 18 1/2"  
Seat width: 17 3/8"  
Seat depth: 16 1/2"  
Arm height w/ armcaps: 26 3/4"  
Table width w/ arms: 29"  
Table width w/o arms: 26"  
Table length w/ arms: 39"  
Table length w/o arms: 34"  
Actual chair weight: 65 lbs. w/ arms  
Actual chair weight: 88 lbs. w/o arms w/ corner table  
Actual table weight: 22 lbs. w/ arms  
Actual table weight: 18 lbs. w/o arms



Key	Description
1	beam frame, 3" x 2" x 3/16" steel tube
2	beam leg, 1/2" x 1/4" solid steel
3	dome swivel glide, nickel cap, nylon base
4	beam arm, 1/2" x 1/4" solid steel

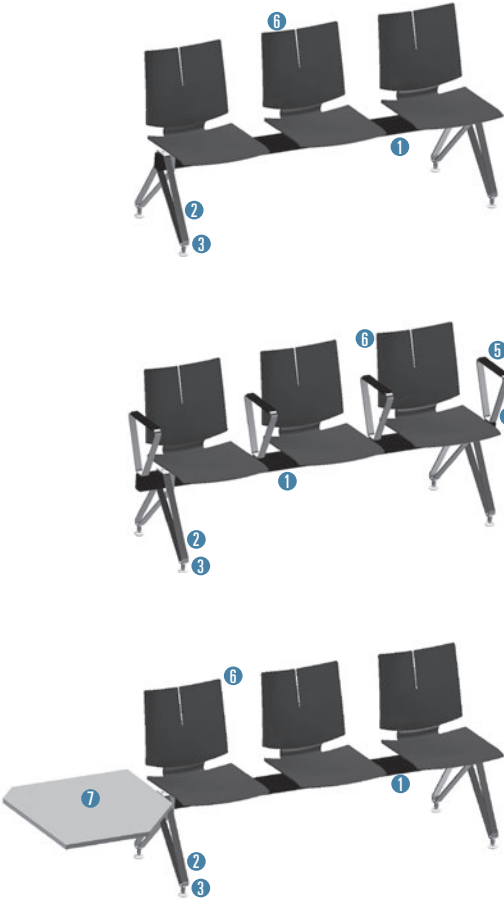
Key	Description
5	arm cap, urethane
6	seat shell, molded resilient polypropylene resin
7	table top surface, 7/8" particle board
8	upholstered seat, molded liner with 1/2" thick, 2 lb. density foam

**Note**

For layouts that include corner tables, the beam model numbers making the corner layout have to be identical to support the correct corner table. Either both end seats on the corner have to be armless or both have to have arms. Arm and armless seats cannot be mixed and matched on corner table applications.

Quanta Max 4-Leg Base  
3 Seat Armless/Arms  
with/without Corner Table

- Chair Dimensions
- Overall height: 33"
  - Overall width w/ armcaps: 72½"
  - Overall width w/o arms: 65"
  - Overall width w/o arms w/ corner table: 94½"
  - Overall depth: 20¾"
  - Seat height: 18 ½"
  - Seat width: 17 ¾"
  - Seat depth: 16 ½"
  - Arm height w/ armcaps: 26 ¾"
  - Table width w/ arms: 29"
  - Table width w/o arms: 26"
  - Table length w/ arms: 39"
  - Table length w/o arms: 34"
  - Actual weight: 96 lbs. w/ arms
  - Actual weight: 80 lbs. w/o arms
  - Actual weight: 113 lbs. w/o arms w/ corner table
  - Actual table weight: 22 lbs. w/ arms
  - Actual table weight: 18 lbs. w/o arms



Key	Description
1	beam frame, 3" x 2" x 3/16" steel tube
2	beam leg, 1/4" x 1/4" solid steel
3	dome swivel glide, nickel cap, nylon base
4	beam arm, 1/4" x 1/4" solid steel

Key	Description
5	arm cap, urethane
6	seat shell, molded resilient polypropylene resin
7	table top surface, 7/8" particle board
8	upholstered seat, molded liner with 1/2" thick, 2 lb. density foam

Note
For layouts that include corner tables, the beam model numbers making the corner layout have to be identical to support the correct corner table. Either both end seats on the corner have to be armless or both have to have arms. Arm and armless seats cannot be mixed and matched on corner table applications.

**Quanta Max 4-Leg Base  
2 Seat/1 Top Armless/Arms  
with/without Corner Table**

Chair Dimensions

Overall height: 33"

Overall width w/ armcaps: 72½"

Overall width w/o arms: 65"

Overall width w/o arms w/ corner table: 94½"

Overall depth: 20¾"

Seat height: 18½"

Seat width: 17¾"

Seat depth: 16½"

Arm height w/ armcaps: 26"

Table width w/ arms: 29"

Table width w/o arms: 26"

Table length w/ arms: 39"

Table length w/o arms: 34"

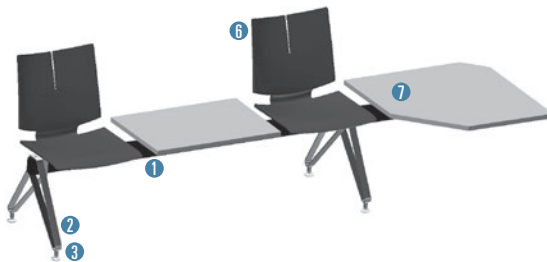
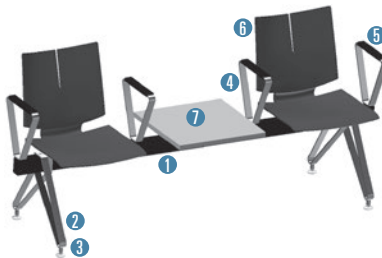
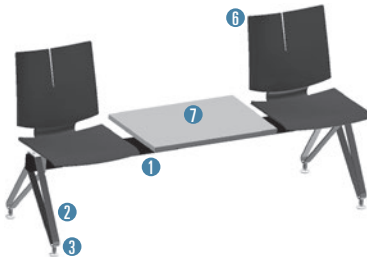
Actual weight: 95 lbs. w/ arms

Actual weight: 80 lbs. w/o arms

Actual weight: 113 lbs. w/o arms w/ corner table

Actual table weight: 22 lbs. w/ arms

Actual table weight: 18 lbs. w/o arms



**Standard Versteel Upholstery**

Standard Versteel Upholstery offers a range of materials, from fabrics in a variety of colors and textures to vinyls for soil resistance. Please refer to Versteel's fabric cards or the "Materials + Finishes" section of our website for information.

**Grade-In Upholstery**

Versteel has coordinated with upholstery manufacturers to simplify your order process. Many of the manufacturers' offerings have been pre-approved for application on Versteel Seating.

Contact Versteel Customer Service with your selected fabric choice to be graded in. You will be supplied with the appropriate grade-in designator. On your purchase order, complete the information with the pattern name, color description and grade-in designator, and Versteel will take it from there.

**Customer's Own Material**

Customer's Own Materials (COM's) are not an issue on Quanta Max. Many COM's are pre-approved for application on Versteel Seating. Call Versteel Customer Service with your COM selection to determine if it has been pre-approved. If your selection has not been pre-approved, reference the "Receiving COM Approval" section below.

**Receiving COM Approval**

Not all materials are suitable for upholstery on Quanta Max. A 12" x 12" memo sample must be supplied for approval before a COM material is accepted for an order. If the material is directional in pattern or weave, the pattern repeat (in inches) in both directions or the weave direction must be supplied.

**Excess COM**

Versteel will not store excess COM for more than 30 days after the order has been completed. If excess material is to be returned after order completion, send the request to Versteel Customer Service prior to acknowledged ship date. It is the customer's responsibility to arrange for the return of the material "freight collect."

**COM Requiring Application Test**

If an application test is required for your selected COM, send test sample material along with the following.

1. Name and return address
2. Model selected
3. Sketch showing special requirements for the positioning of the materials' pattern on the seat and ledge, if special considerations are required.

**NOTE** ALL UPHOLSTERIES ARE CUT UP THE ROLL TO MAXIMIZE YIELD AND WEAR PERFORMANCE

**Ship COM to:**

Versteel  
 2332 Cathy Lane  
 Jasper, IN 47546

COM must be shipped to the factory with transportation costs "prepaid." If material is considered defective or unusable, it will be returned "transportation collect."

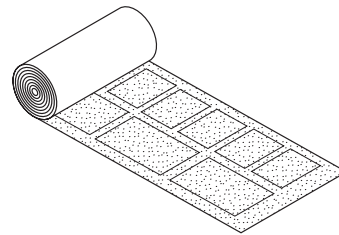
For standard lead time orders, tag fabric with purchase order number and identify with project number if possible.

**Application of Directional Fabrics**

Due to the upholstering process, some fabrics not considered directional by the supplier may be considered directional by Versteel.

All COM's are cut "up the roll" unless otherwise directed by the customer (see illustration below).

**EXAMPLE** PATTERN CUT UP THE ROLL



If special cutting or upholstery application is required, you must indicate requirement at time of order entry.

#### Quanta Max COM Yardage Requirements

COM yardage requirements are calculated for chairs and stools based on a material width of 54" and a repeat of 2" or less. For material less than 54" wide, contact Versteel for yardage requirements. Use the chart below as a guide to calculate your COM yardage. For quantities greater than 20 chairs or stools, contact Versteel Customer Service for calculation of COM yardage by model.

Quantity of Chairs	1	2	3	4	5	6	7	8	9	10	11	12	13	14	15	16	17	18	19	20
<b>Quanta Max</b>																				
Upholstered Seat Only	1.0	1.5	1.5	2.0	2.5	2.5	3.5	3.5	4.0	4.0	4.5	4.5	5.0	5.5	5.5	6.0	6.5	6.5	7.0	7.5

#### Patterned COM Additional Yardage Guide

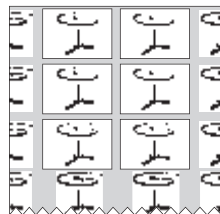
Use the guide below to aid in ordering the appropriate COM fabric when needing to match a pattern with a repeat. To use this guide, add the vertical and horizontal repeats together (e.g. a 5" vertical repeat plus an 11" horizontal repeat gives a 16" total). Then find the appropriate entry on the chart, and increase the yardage estimate by the percentage indicated.

For example: The yardage estimate is 8 yards of 54" wide fabric and the pattern has a repeat of 11" horizontal and 5" vertical. Add up the repeats (11" + 5" = 16") and find the appropriate entry - 15% in this example. Fifteen percent more fabric is required to match the pattern. 8 yards plus an extra 15% is 9.2 yards.

Fabric Width	Plain Fabric	3" - 14" Repeat	15" - 19" Repeat	20" - 27" Repeat	28" - 36" Repeat	37" - 45" Repeat	46" - 54" Repeat
54"	0%	10%	15%	20%	25%	30%	35%
50" - 52"	10%	20%	25%	30%	35%	40%	45%

#### Decorative Patterns

Yardage requirements are greatly affected by the size of the repeat and the print or pattern of the material. Versteel cuts all seating patterns with aesthetic concerns in mind for high quality and consistency. Refer to the COM listing for the yardage required for pattern repeat.



To Order, Specify...

- 1 Model Number
- 2 Shell Color/Finish
- 3 Frame Color
- 4 Swivel Base Color
- 5 Wood Leg Finish
- 6 Upholstery Selection
- 7 Frame Options



A **QUHDSA-06** is a Quanta Max series, sled base chair with arms, upholstered seat, poly back and poly armcaps.

The codes **YCOB** / **PALY** / **VVA Calico** specify a Cobalt poly shell with an Alloy frame and Grade 3 Vanguard CV Calico upholstery.

Model Number **QUHDSA-06**



Orders may be sent via

Mailing Address

Versteel  
2332 Cathy Lane  
Jasper IN 47546

Contact Versteel

Email	contact@versteel.com
Phone	800 876 2120 812 634 2120
Fax	812 482 9318

**Quanta Max Seats, Backs & Shells**

Ply shells are molded multi-ply maple core with with quarter-cut reconstituted Ash veneer. Poly shells are molded with resilient, flexible polypropylene resins with a satin textured surface.

**Quanta Max Poly Shell Colors**

Canary . . . . .	.YCAN	Papaya . . . . .	.YPAP
Cobalt . . . . .	.YCOB	Quarry . . . . .	.YQUA
Lime . . . . .	.YLIM	Salsa . . . . .	.YSAL
Near Black . . . . .	.YNBL	Snow . . . . .	.YSNO
Oyster . . . . .	.YOYS		

**Wood Finish**

Versteel uses a post-catalyst varnish NDF topcoat that meets AWI (Architectural Woodwork Institute) TR6 performance standards.

**Quanta Max Wood Finishes**

Beach . . . . .	.WBEA	Java Cherry . . . . .	.WJAC
Blossom Cherry . . . . .	.WBLC	Millwork Cherry . . . . .	.WMWC
Brighton Walnut . . . . .	.WBRW	Natural Walnut . . . . .	.WENW
Caramel Maple . . . . .	.WCMM	(European Walnut)	
Chestnut . . . . .	.WCHE	Pebble . . . . .	.WPEB
Cordovan Cherry . . . . .	.WCNC	Seaside . . . . .	.WSEA
Drift . . . . .	.WDRI	Solar Maple . . . . .	.WSLM
Espresso Walnut . . . . .	.WESW	Sugar Maple . . . . .	.WSUM
Fawn . . . . .	.WFAW	Terra Cotta . . . . .	.WTEC
Fog . . . . .	.WFOG	Whisper . . . . .	.WWHI
Forest . . . . .	.WFOR	Stain Finish Match . . . . .	.OSM
Golden Cherry . . . . .	.WGNC		

**Studio Steel®**

Versteel's "urban fabrication" process leaves the telltale signs of welding and assembly on the surface, highlighting a manufacturing aesthetic. Choosing a clear or transparent powder coat is recommended, allowing tonal striations (created as a result of extreme heat), natural textures, and the inherent qualities of raw steel to show through.

Studio Steel Process . . . . . \$165

**Powder Coat Finishes**

All powder coat finishes in the Versteel offering have been formulated with the use of epoxy, polyester or epoxy and polyester blends to maximize the finish durability.

**Powder Coat Finish Options**

Powder Coat – Standard . . . . .	.n/c
Powder Coat – Premium . . . . .	\$165

**Quanta Max Powder Coat Colors**

Alloy . . . . .	.PALY	Mint . . . . .	.PMNT
Amethyst . . . . .	.PAME	Navy . . . . .	.PNAV
Anthracite . . . . .	.PANT	Nimbus . . . . .	.PNIM
Black Anodized . . . . .	.PBLA	Nutmeg . . . . .	.PNUT
Bronze . . . . .	.PBRO	⬢ Pacific . . . . .	.PPAC
Calypso . . . . .	.PCAL	Pearl . . . . .	.PPEA
Carbon . . . . .	.PCAR	Pebble . . . . .	.PPEB
Champagne . . . . .	.PCHA	Ⓟ Platinum . . . . .	.PPLA
Coconut . . . . .	.PCOC	Poppy . . . . .	.PPOP
⬢ Copper . . . . .	.PCOP	⬢ Raven . . . . .	.PRAV
Crimson . . . . .	.PCRI	Royal . . . . .	.PROY
⬢ Crystal . . . . .	.PCRY	Seaside . . . . .	.PSEA
Daffodil . . . . .	.PDAF	Shipyard . . . . .	.PSHI
Ebony . . . . .	.PEBO	Silver . . . . .	.PSIL
Forest . . . . .	.PFOR	Snow . . . . .	.PSNO
Fossil . . . . .	.PFOS	Stone . . . . .	.PSTO
⬢ Garnet . . . . .	.PGAR	Storm . . . . .	.PSTM
⬢ Gold . . . . .	.PGOL	Terra Cotta . . . . .	.PTEC
Graphite . . . . .	.PGRA	Whisper . . . . .	.PWHI
Ⓟ Hope . . . . .	.PHOP	White Linen . . . . .	.PWHL
Kelly Green . . . . .	.PKEG	Powder Coat Alternative . . . . .	.OPA
⬢ Matte . . . . .	.PMAT		
Mica . . . . .	.PMIC		

**Transparent Powder Coats (indicated by ⬢)**

Please note that the transparent characteristics of these powders allow all natural welds and textures inherent to raw steel to be visible.

**Premium Powder Coats (indicated by Ⓟ)**

Versteel's premium process uses specially formulated powder coats for a truly unique color palette.

**Plated**

Versteel offers two plated options: Chrome and Nickel. Chrome is our most durable finish available and is a deep luster chrome plated finish. Nickel is a plated finish with a clear coat applied for durability. An upcharge applies for plated finishes. See product pricing pages for upcharge.

Chrome . . . . .	.ECHR
Nickel . . . . .	.ENKL

**Finish Reference & Samples**

For finish color reference, please refer to our website. Contact Versteel Customer Service to receive actual color samples for color matches and final color approval.

**Powder Coat Alternative****Call for quotation**

Specify code **OPA** (Powder Coat Alternative), add cost from Versteel quotation

Powder Coat Alternative is available from Versteel. The entire RAL color reference along with hundreds of other color and finishes are available.

For Powder Coat Alternative matching, you must supply a color reference sample, or an RAL number. Versteel will review the sample for possible existing colors available and send a sample for customer approval. If no color match exists a custom match can be developed. Call Versteel Customer Service for associated upcharges on custom color development.

**NOTE** CUSTOM COLOR MATCHING APPROVALS MAY AFFECT STANDARD PRODUCTION SCHEDULES

**Poly Shell Alternative****Call for quotation**

Specify code **OPS** (Poly Shell Alternative), add cost from Versteel quotation

For Poly Shell Alternative, you must supply a color reference sample. Versteel will review the sample for possible existing colors available and send a sample for customer approval. If no color match exists, a custom match can be developed. Minimum order quantities exist for alternative colors. Call Versteel Customer Service for minimums and associated upcharges on Poly Shell Alternatives.

**NOTE** CUSTOM COLOR MATCHING APPROVALS MAY AFFECT STANDARD PRODUCTION SCHEDULES

**Special Laminate****Call for quotation**

Specify code **TSP** (Special Laminate), indicate the quoted charges per table

Special laminates and patterns can be specified as an option. To specify, contact Versteel for availability and pricing.

**NOTE** LAMINATES IN STANDARD COLORS AND TEXTURES FROM FORMICA, NEVAMAR, PIONITE AND WILSONART ARE STANDARD

**CAUTION** LAMINATE MANUFACTURERS CHANGE STANDARD OFFERINGS FREQUENTLY, AND IT IS POSSIBLE THAT A STANDARD PRODUCT CAN BECOME UNAVAILABLE. VERSTEEL CANNOT BE RESPONSIBLE FOR ANY INCONVENIENCE THIS MAY CAUSE.

**Custom PVC Color Match****Call for quotation / one time charge per color, per order**

Specify code **OCF** (Custom PVC Color Match), add cost from Versteel quotation

PVC Color Match can be the selection of a color that is available from a Versteel supplier or a new custom color developed for the order. Minimum footage requirements mean that the amount of material needed for your order will effect the cost.

For PVC Color Matching you must supply a color reference sample. Versteel will review the sample for possible existing colors available and send a sample for customer approval. If no color match exists, a custom match will be developed and sampled for customer approval before a production schedule is established.

**NOTE** CUSTOM COLOR MATCHING APPROVALS MAY AFFECT STANDARD PRODUCTION SCHEDULES

**Stain Finish Match****\$996 / one time charge per finish, per order**

Specify code **OSM** (Stain Finish Match), add \$996.00 list per finish, per order

Alternative Stain Finishes are available for veneer and wood edged tops.

For Stain Finish Matching you must supply two 4" x 4" finish color and grain reference samples. An expertly finish matched sample will be provided for customer approval.

**NOTE** CUSTOM COLOR MATCHING APPROVALS MAY AFFECT STANDARD PRODUCTION SCHEDULES

**Veneer or Wood Edge Alternatives**

For veneer or wood edge requirements other than our standard plain sliced Ash, Cherry, Maple or Walnut, contact Versteel Customer Service with the specifications of the materials you would like to specify.

**NOTE** VENEER OR WOOD EDGE ALTERNATIVES APPROVAL MAY AFFECT STANDARD PRODUCTION SCHEDULES

**Wood Finish Alternatives**

Versteel finish has a natural grain fill level finish appearance, contact Versteel Customer Service for alternative fill levels. Coarse grain will require additional application steps for a full-fill grain appearance and will require a quote.

**NOTE** WOOD FINISH ALTERNATIVE APPROVAL MAY AFFECT STANDARD PRODUCTION SCHEDULES

**Hard Surface Glides - Nylon (set of 4)****\$23 / chair or stool**Specify code **GLD30** (Hard Surface Glides - Nylon), add \$23 list per chair or stool.

Glide surface is nylon and designed for use on hard surface flooring. See individual product pages for availability and ordering code.

**Hard Surface Glides - Felt (set of 4)****\$23 / chair or stool**Specify code **GLD31** (Hard Surface Glides - Felt), add \$23 list per chair or stool.

Glide surface is felt and designed for use on hard surface flooring. See individual product pages for availability and ordering code.

**Felt Hard Surface Replacement Caps (set of 4)****\$23 / chair or stool**Specify code **ABGFRC** (Felt Hard Surface Replacement Caps), add \$23 list per chair or stool

Felt replacement caps for felt hard surface glides.

**Accessory Glide Replacement Tool****\$26 / tool**Specify code **AGRT** (Accessory Glide Replacement Tool), add \$26 list per tool

Use to remove worn felt hard surface glide caps.

**Casters - Non-Locking Dual Wheel Black Nylon Hard Wheel (Set of 4)****\$171 / chair**Specify code **CAS63** (Casters - Dual Wheel Black Nylon Hard Wheel), add \$171 list per 4-leg chair.

Black non-locking dual wheel, 2" diameter hard wheel casters may be specified on the 4-leg guest chair. Please refer to the individual pricing pages for availability. Caster option must be specified at the time of the order and does not change the chair seat height.

**Casters - Non-Locking Dual Wheel Black Nylon Soft Wheel (Set of 4)****\$171 / chair**Specify code **CAS59** (Casters - Dual Wheel Black Nylon soft Wheel), add \$171 list per 4-leg chair.

Black non-locking dual wheel, 2" diameter soft wheel casters may be specified on the 4-leg guest chair. Please refer to the individual pricing pages for availability. Caster option must be specified at the time of the order and does not change the chair seat height.

**Chair Link - Quanta Max****\$32 / chair**Specify code **ACLHD** (Chair Link - Quanta Max) add \$32 list per chair

Link will ship installed on chair when specified on order.

**Chair Trolley - Quanta Max****\$906 / each**Specify code **ACTHD** (Chair Trolley - Quanta Max), add \$906 list each**STACKING INFORMATION - QUANTA MAX**

**QUANTA MAX SLED**  
BASE CHAIRS STACK 20 HIGH ON THE TROLLEY (10 IF SEATS ARE UPHOLSTERED) AND 10 HIGH ON THE FLOOR (6 IF SEATS ARE UPHOLSTERED). 4-LEG GUEST CHAIRS (WITH OR WITHOUT CASTERS) STACK 20 HIGH ON THE TROLLEY (10 IF SEATS ARE UPHOLSTERED). GUEST CHAIRS WITHOUT CASTERS STACK 10 HIGH ON THE FLOOR (6 IF SEATS ARE UPHOLSTERED). GUEST CHAIRS WITH CASTERS STACK 6 HIGH ON THE FLOOR (4 IF SEATS ARE UPHOLSTERED).

Quanta Max  
4-Leg Wood Base  
Poly Shell



VERSTEEL

Questions?

800 876 2120

				material > grade >	Poly Shell	Fabric Grade 2 or COM	Fabric Grade 3	Fabric Grade 4	Fabric Grade 5	Fabric Grade 6
Style	Description	Model #	Product Wt							
4-Leg	4-Leg Base Without Arms Seat - Poly Back - Poly	QUHDWDL-07	19	690						
	4-Leg Base Without Arms Seat - Upholstered Back - Poly	QUHDWDL-04	19			830	871	913	953	996

COM Yardage  
Refer to page 271.

To Order, Specify...

- 1 Model Number
- 2 Shell Color/Finish
- 3 Frame Color
- 4 Wood Leg Finish
- 5 Upholstery Selection
- 6 Frame Options



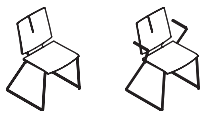
Questions?

800 876 2120

				material > grade >	Wood Shell	Fabric Grade 2 or COM	Fabric Grade 3	Fabric Grade 4	Fabric Grade 5	Fabric Grade 6
Style	Description	Model #	Product Wt							
4-Leg	4-Leg Base Without Arms Seat - Wood Back - Wood	QUPYWDL-07	15	809						
	4-Leg Base Without Arms Seat - Upholstered Back - Wood	QUPYWDL-04	15			886	976	1064	1154	1242

**COM Yardage**  
 Refer to page 271.
**Finish Options**
 Powder Coat - Standard ..... n/c  
 Powder Coat - Premium ..... \$ 165
**Price****Custom Charges**
 Powder Coat Alternative (per color) ..... OPA  
 Stain Finish Match (per finish) ..... OSM
**Code****Price**
 call  
 \$ 996

Quanta Max  
Sled Chair  
Poly Shell







VERSTEEL

Questions?

800 876 2120

Quickship Program Product

				material > grade >	Poly Shell	Fabric Grade 2 or COM	Fabric Grade 3	Fabric Grade 4	Fabric Grade 5	Fabric Grade 6
Style	Description	Model #	Product Wt							
Sled	Sled Base Without Arms Seat - Poly Back - Poly	QUHDS-07 	16	422						
	Sled Base With Arms Seat - Poly Back - Poly Armcaps - Poly	QUHDSA-08 	18	477						
	Sled Base Without Arms Seat - Upholstered Back - Poly	QUHDS-04 	16		512	601	689	777	867	
	Sled Base With Arms Seat - Upholstered Back - Poly Armcaps - Poly	QUHDSA-06 	18		565	656	744	835	921	

Stacking

Refer to page 262.

COM Yardage

Refer to page 271.





To Order, Specify...

- 1 Model Number
- 2 Shell Color/Finish
- 3 Frame Color
- 4 Upholstery Selection
- 5 Frame Options



Questions?

800 876 2120

				material > grade >	Poly Shell	Fabric Grade 2 or COM	Fabric Grade 3	Fabric Grade 4	Fabric Grade 5	Fabric Grade 6
Style	Description	Model #	Product Wt							
4-Leg	4-Leg Base Without Arms Seat - Poly Back - Poly	QUHDL-07	16	422						
	 OS									
	4-Leg Base With Arms Seat - Poly Back - Poly Armcaps - None	QUHDLA-08	18	477						
	 OS									
	4-Leg Base Without Arms Seat - Upholstered Back - Poly	QUHDL-04	16		512	601	689	777	867	
	 OS									
	4-Leg Base With Arms Seat - Upholstered Back - Poly Armcaps - None	QUHDLA-06	18		565	656	744	835	921	
	 OS									

**Stacking**

Refer to page 262.

**COM Yardage**

Refer to page 271.

**Finish Options**

	Price
Chrome .....	\$ 165
Nickel .....	\$ 223
Powder Coat - Standard .....	n/c
Powder Coat - Premium .....	\$ 165

**Frame Options**

	Code	Price
Hard Surface Glides - Nylon (set of 4) .....	GLD30	\$ 23
Hard Surface Glides - Felt (set of 4) .....	GLD31	\$ 23
Casters - Dual Wheel Black Nylon		
Hard Wheel (set of 4) .....	CAS63	\$ 171
Casters - Dual Wheel Black Nylon		
Soft Wheel (set of 4) .....	CAS59	\$ 171


**Accessories**

	Code	Price
Chair Trolley .....	ACTHD	\$ 906

**Custom Charges**

	Code	Price
Powder Coat Alternative (per color) .....	OPA	call





Quanta Max  
Sled Chair  
Ply Shell



VERSTEEL

Questions?

800 876 2120

				material > grade >	Wood Shell	Fabric Grade 2 or COM	Fabric Grade 3	Fabric Grade 4	Fabric Grade 5	Fabric Grade 6
Style	Description	Model #	Product Wt							
Sled	Sled Base Without Arms Seat - Wood Back - Wood	QUPYS-07 	16	656						
	Sled Base With Arms Seat - Wood Back - Wood Armcaps - Wood	QUPYSA-08 	18	837						
	Sled Base Without Arms Seat - Upholstered Back - Wood	QUPYS-04 	16		746	835	921	1012	1101	
	Sled Base With Arms Seat - Upholstered Back - Wood Armcaps - Wood	QUPYSA-06 	18		926	1016	1035	1192	1281	

Stacking

Refer to page 262.

COM Yardage

Refer to page 271.

Stacking


Refer to page 262.

COM Yardage

Refer to page 271.





To Order, Specify...

- 1 Model Number
- 2 Shell Color/Finish
- 3 Frame Color
- 4 Upholstery Selection
- 5 Frame Options



[Questions?](#)

800 876 2120

				material > grade >	Wood Shell	Fabric Grade 2 or COM	Fabric Grade 3	Fabric Grade 4	Fabric Grade 5	Fabric Grade 6
Style	Description	Model #	Product Wt							
4-Leg	4-Leg Base Without Arms Seat - Wood Back - Wood 	QUPYL-07	16	656						
	4-Leg Base With Arms Seat - Wood Back - Wood Armcaps - None 	QUPYLA-08	18	837						
	4-Leg Base Without Arms Seat - Upholstered Back - Wood 	QUPYL-04	16		746	835	921	1012	1101	
	4-Leg Base With Arms Seat - Upholstered Back - Wood Armcaps - None 	QUPYLA-06	18		926	1016	1035	1192	1281	

**Stacking**

Refer to page 262.

**COM Yardage**

Refer to page 271.

**Finish Options**

	Price
Chrome .....	\$ 165
Nickel .....	\$ 223
Powder Coat - Standard .....	n/c
Powder Coat - Premium .....	\$ 165

**Frame Options**

	Code	Price
Hard Surface Glides - Nylon (set of 4) .....	GLD30	\$ 23
Hard Surface Glides - Felt (set of 4) .....	GLD31	\$ 23
Casters - Dual Wheel Black Nylon		
Hard Wheel (set of 4) .....	CAS63	\$ 171
Casters - Dual Wheel Black Nylon		
Soft Wheel (set of 4) .....	CAS59	\$ 171

**Accessories**


	Code	Price
Chair Trolley .....	ACTHD	\$ 906

**Custom Charges**





Powder Coat Alternative (per color) .....	OPA	call
Stain Finish Match (per finish) .....	OSM	\$ 996

**Quanta Max**

Sled Chair Retractable Tablet Arm  
Poly Shell

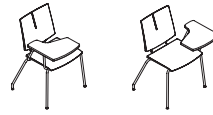
**VERSTEEL****Questions?**

800 876 2120

		material > grade >		Poly Shell	Fabric Grade 2 or COM	Fabric Grade 3	Fabric Grade 4	Fabric Grade 5	Fabric Grade 6
Style	Description	Model #	Product Wt						
<b>Sled</b>	Sled Base Retractable Tablet Arm Right Seat - Poly Back - Poly 	<b>QUHDS-07RTBR</b>	25	663					
	Sled Base Retractable Tablet Arm Left Seat - Poly Back - Poly 	<b>QUHDS-07RTBL</b>	25	663					
	Sled Base Retractable Tablet Arm Right Seat - Upholstered Back - Poly 	<b>QUHDS-04RTBR</b>	25		753	843	931	1021	1106
	Sled Base Retractable Tablet Arm Left Seat - Upholstered Back - Poly 	<b>QUHDS-04RTBL</b>	25		753	843	931	1021	1106
Tablet material is 3/8" Black Europly with a Black painted edge. <b>COM Yardage</b> Refer to page 271.									





**To Order, Specify...**

- ① Model Number
- ② Shell Color/Finish
- ③ Frame Color
- ④ Upholstery Selection
- ⑤ Frame Options



[Questions?](#)

800 876 2120

				material > grade >	Poly Shell	Fabric Grade 2 or COM	Fabric Grade 3	Fabric Grade 4	Fabric Grade 5	Fabric Grade 6
Style	Description	Model #	Product Wt							
4-Leg	4-Leg Base Retractable Tablet Arm Right Seat - Poly Back - Poly	QUHDL-07RTBR	25	663						
										
	4-Leg Base Retractable Tablet Arm Left Seat - Poly Back - Poly	QUHDL-07RTBL	25	663						
										
	4-Leg Base Retractable Tablet Arm Right Seat - Upholstered Back - Poly	QUHDL-04RTBR	25		753	843	931	1021	1106	
										
	4-Leg Base Retractable Tablet Arm Left Seat - Upholstered Back - Poly	QUHDL-04RTBL	25		753	843	931	1021	1106	
										

Tablet material is 5/8"  
Black Europly with a Black  
painted edge..

**COM Yardage**  
Refer to page 271.

**Finish Options**

	Price
Chrome .....	\$ 165
Nickel .....	\$ 223
Powder Coat - Standard .....	n/c
Powder Coat - Premium .....	\$ 165

**Frame Options**

	Code
Hard Surface Glides - Nylon (set of 4) .....	GLD30
Hard Surface Glides - Felt (set of 4) .....	GLD31


Price
\$ 23
\$ 23

**Custom Charges**

	Code
Powder Coat Alternative (per color) .....	OPA

Price
call





Quanta Max  
Sled Chair Retractable Tablet Arm  
Ply Shell



VERSTEEL

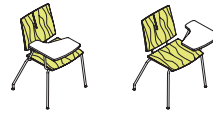
Questions?

800 876 2120

		material > grade >	Wood Shell	Fabric Grade 2 or COM	Fabric Grade 3	Fabric Grade 4	Fabric Grade 5	Fabric Grade 6	
Style	Description	Model #	Product Wt						
Sled	Sled Base Retractable Tablet Arm Right Seat - Wood Back - Wood 	QUPYS-07RTBR	25	895					
	Sled Base Retractable Tablet Arm Left Seat - Wood Back - Wood 	QUPYS-07RTBL	25	895					
	Sled Base Retractable Tablet Arm Right Seat - Upholstered Back - Wood 	QUPYS-04RTBR	25		987	1075	1164	1253	1341
	Sled Base Retractable Tablet Arm Left Seat - Upholstered Back - Wood 	QUPYS-04RTBL	25		987	1075	1164	1253	1341
Tablet material is 3/8" Black Europly with a Black painted edge. <b>COM Yardage</b> Refer to page 271.									





To Order, Specify...

- 1 Model Number
- 2 Shell Color/Finish
- 3 Frame Color
- 4 Upholstery Selection
- 5 Frame Options



Questions?

800 876 2120

Style	Description	Model #	Product Wt	material > grade >	Wood Shell	Fabric Grade 2 or COM	Fabric Grade 3	Fabric Grade 4	Fabric Grade 5	Fabric Grade 6
4-Leg	4-Leg Base Retractable Tablet Arm Right Seat - Wood Back - Wood 	QUPYL-07RTBR	25	895						
	4-Leg Base Retractable Tablet Arm Left Seat - Wood Back - Wood 	QUPYL-07RTBL	25	895						
	4-Leg Base Retractable Tablet Arm Right Seat - Upholstered Back - Wood 	QUPYL-04RTBR	25			987	1075	1164	1253	1341
	4-Leg Base Retractable Tablet Arm Left Seat - Upholstered Back - Wood 	QUPYL-04RTBL	25			987	1075	1164	1253	1341

Tablet material is 5/8"  
Black Europly with a Black  
painted edge..

**COM Yardage**  
Refer to page 271.

**Finish Options**

Chrome .....	Price \$ 165
Nickel .....	\$ 223
Powder Coat - Standard .....	n/c
Powder Coat - Premium .....	\$ 165

**Frame Options**

Hard Surface Glides - Nylon (set of 4) .....	Code GLD30
Hard Surface Glides - Felt (set of 4) .....	GLD31

**Price**

\$ 23
\$ 23

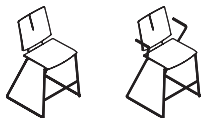
**Custom Charges**

Powder Coat Alternative (per color) .....	Code OPA
Stain Finish Match (per finish) .....	OSM

**Prices**

call
\$ 996





Quanta Max  
Sled Stool - 24"  
Poly Shell



VERSTEEL

Questions?

800 876 2120

				material > grade >	Poly Shell	Fabric Grade 2 or COM	Fabric Grade 3	Fabric Grade 4	Fabric Grade 5	Fabric Grade 6
Style	Description	Model #	Product Wt							
Sled	Sled Base 24" Seat Height Without Arms Seat - Poly Back - Poly	QUHDS-07S24 	19	553						
	Sled Base 24" Seat Height With Arms Seat - Poly Back - Poly Armcaps - Poly	QUHDSA-08S24 	21	719						
	Sled Base 24" Seat Height Without Arms Seat - Upholstered Back - Poly	QUHDS-04S24 	19		628	705	784	861	938	
	Sled Base 24" Seat Height With Arms Seat - Upholstered Back - Poly Armcaps - Poly	QUHDSA-06S24 	21		797	874	951	1028	1105	

33"- 38" table heights  
are recommended for  
use with 24" stool

COM Yardage  
Refer to page 271.

33"-38" table heights  
are recommended for  
use with 24" stool

COM Yardage

Refer to page 271.

To Order, Specify...

- 1 Model Number
- 2 Shell Color/Finish
- 3 Frame Color
- 4 Upholstery Selection
- 5 Frame Options



Questions?

800 876 2120

				material > grade >	Poly Shell	Fabric Grade 2 or COM	Fabric Grade 3	Fabric Grade 4	Fabric Grade 5	Fabric Grade 6
Style	Description	Model #	Product Wt							
4-Leg	4-Leg Base 24" Seat Height Without Arms Seat - Poly Back - Poly	QUHDL-07S24	19	553						
	4-Leg Base 24" Seat Height With Arms Seat - Poly Back - Poly Armcaps - None	QUHDLA-08S24	21	719						
	4-Leg Base 24" Seat Height Without Arms Seat - Upholstered Back - Poly	QUHDL-04S24	19		628	705	784	861	938	
	4-Leg Base 24" Seat Height With Arms Seat - Upholstered Back - Poly Armcaps - None	QUHDLA-06S24	21		797	874	951	1028	1105	

33" - 38" table heights  
are recommended for  
use with 24" stool

**COM Yardage**  
Refer to page 271.

**Finish Options**

Chrome .....	\$ 165
Nickel .....	\$ 223
Powder Coat - Standard .....	n/c
Powder Coat - Premium .....	\$ 165

**Frame Options**


Hard Surface Glides - Nylon (set of 4) .....	GLD30
Hard Surface Glides - Felt (set of 4) .....	GLD31

<b>Code</b>	<b>Price</b>
	\$ 23
	\$ 23

**Custom Charges**

Powder Coat Alternative (per color) .....	OPA	Price
		call





Quanta Max  
Sled Stool - 24"  
Ply Shell



VERSTEEL

Questions?

800 876 2120

			material > grade >	Wood Shell	Fabric Grade 2 or COM	Fabric Grade 3	Fabric Grade 4	Fabric Grade 5	Fabric Grade 6
Style	Description	Model #	Product Wt						
Sled	Sled Base 24" Seat Height Without Arms Seat - Wood Back - Wood	QUPYS-07S24 	19	786					
	Sled Base 24" Seat Height With Arms Seat - Wood Back - Wood Armcaps - Wood	QUPYSA-08S24 	21	786					
	Sled Base 24" Seat Height Without Arms Seat - Upholstered Back - Wood	QUPYS-04S24 	19		862	940	1016	1095	1173
	Sled Base 24" Seat Height With Arms Seat - Upholstered Back - Wood Armcaps - Wood	QUPYSA-06S24 	21		1156	1235	1310	1388	1466

33"- 38" table heights  
are recommended for  
use with 24" stool

COM Yardage  
Refer to page 271.

33"-38" table heights  
are recommended for  
use with 24" stool

COM Yardage  
Refer to page 271.





To Order, Specify...

- 1 Model Number
- 2 Shell Color/Finish
- 3 Frame Color
- 4 Upholstery Selection
- 5 Frame Options



Questions?

800 876 2120

				material > grade >	Wood Shell	Fabric Grade 2 or COM	Fabric Grade 3	Fabric Grade 4	Fabric Grade 5	Fabric Grade 6
Style	Description	Model #	Product Wt							
4-Leg	4-Leg Base 24" Seat Height Without Arms Seat - Wood Back - Wood	QUPYL-07S24	19	786						
										
	4-Leg Base 24" Seat Height With Arms Seat - Wood Back - Wood Armcaps - None	QUPYLA-08S24	21	1078						
										
	4-Leg Base 24" Seat Height Without Arms Seat - Upholstered Back - Wood	QUPYL-04S24	19		862	940	1016	1095	1173	
										
	4-Leg Base 24" Seat Height With Arms Seat - Upholstered Back - Wood Armcaps - None	QUPYLA-06S24	21		1156	1235	1310	1388	1466	
										

33"- 38" table heights  
are recommended for  
use with 24" stool

COM Yardage  
Refer to page 271.

33" - 38" table heights  
are recommended for  
use with 24" stool

**COM Yardage**  
Refer to page 271.

**Finish Options**

Chrome .....	\$ 165
Nickel .....	\$ 223
Powder Coat - Standard .....	n/c
Powder Coat - Premium .....	\$ 165

**Frame Options**


Hard Surface Glides - Nylon (set of 4) .....	GLD30
Hard Surface Glides - Felt (set of 4) .....	GLD31

<b>Code</b>	<b>Price</b>
	\$ 23
	\$ 23

**Custom Charges**

Powder Coat Alternative (per color) .....	OPA	call
Stain Finish Match (per finish) .....	OSM	\$ 996





Quanta Max  
Sled Stool (Mid Back) - 24"  
Ply Shell



VERSTEEL

Questions?

800 876 2120

				material > grade >	Wood Shell	Fabric Grade 2 or COM	Fabric Grade 3	Fabric Grade 4	Fabric Grade 5	Fabric Grade 6
Style	Description	Model #	Product Wt							
Sled	Sled Base Mid Back 24" Seat Height Without Arms Seat - Wood Back - Wood	QUPYS-07S24M 	19	786						
	Sled Base Mid Back 24" Seat Height With Arms Seat - Wood Back - Wood Armcaps - Wood	QUPYSA-08S24M 	21	1078						
	Sled Base Mid Back 24" Seat Height Without Arms Seat - Upholstered Back - Wood	QUPYS-04S24M 	19		862	940	1016	1095	1173	
	Sled Base Mid Back 24" Seat Height With Arms Seat - Upholstered Back - Wood Armcaps - Wood	QUPYSA-06S24M 	21		1156	1235	1310	1388	1466	

33"-38" table heights  
are recommended for  
use with 24" stool

COM Yardage  
Refer to page 271.

33" - 38" table heights  
are recommended for  
use with 24" stool

COM Yardage  
Refer to page 271.

To Order, Specify...

- 1 Model Number
- 2 Shell Color/Finish
- 3 Frame Color
- 4 Upholstery Selection
- 5 Frame Options



Questions?

800 876 2120

				material > grade >	Wood Shell	Fabric Grade 2 or COM	Fabric Grade 3	Fabric Grade 4	Fabric Grade 5	Fabric Grade 6
Style	Description	Model #	Product Wt							
4-Leg	4-Leg Base Mid Back 24" Seat Height Without Arms Seat - Wood Back - Wood	QUPYL-07S24M	19	786						
	4-Leg Base Mid Back 24" Seat Height With Arms Seat - Wood Back - Wood Armcaps - None	QUPYLA-08S24M	21	1078						
	4-Leg Base Mid Back 24" Seat Height Without Arms Seat - Upholstered Back - Wood	QUPYL-04S24M	19		862	940	1016	1095	1173	
	4-Leg Base Mid Back 24" Seat Height With Arms Seat - Upholstered Back - Wood Armcaps - None	QUPYLA-06S24M	21		1156	1235	1310	1388	1466	

33"- 38" table heights are  
recommended for use  
with 24" stool

**COM Yardage**  
Refer to page 271

**Finish Options**

Chrome .....	\$ 165
Nickel .....	\$ 223
Powder Coat - Standard .....	n/c
Powder Coat - Premium .....	\$ 165

**Frame Options**

Hard Surface Glides - Nylon (set of 4) .....	GLD30
Hard Surface Glides - Felt (set of 4) .....	GLD31

**Code**

<b>Price</b>	\$ 23
	\$ 23

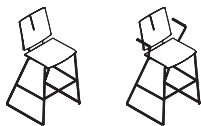
**Custom Charges**

Powder Coat Alternative (per color) .....	OPA
Stain Finish Match (per finish) .....	OSM

**Code**

<b>Price</b>	call
	\$ 996





Quanta Max  
Sled Stool - 29"  
Poly Shell



VERSTEEL

Questions?

800 876 2120

				material > grade >	Poly Shell	Fabric Grade 2 or COM	Fabric Grade 3	Fabric Grade 4	Fabric Grade 5	Fabric Grade 6
Style	Description	Model #	Product Wt							
Sled	Sled Base 29" Seat Height Without Arms Seat - Poly Back - Poly	QUHDS-07S29 	19	553						
	Sled Base 29" Seat Height With Arms Seat - Poly Back - Poly Armcaps - Poly	QUHDSA-08S29 	21	719						
	Sled Base 29" Seat Height Without Arms Seat - Upholstered Back - Poly	QUHDS-04S29 	19		628	705	784	861	938	
	Sled Base 29" Seat Height With Arms Seat - Upholstered Back - Poly Armcaps - Poly	QUHDSA-06S29 	21		797	874	951	1028	1105	

38"- 42" table heights  
are recommended for  
use with 29" stool

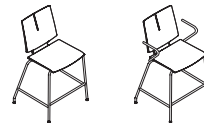
COM Yardage  
Refer to page 271.

38" - 42" table heights  
are recommended for  
use with 29" stool

COM Yardage  
Refer to page 271.

To Order, Specify...

- 1 Model Number
- 2 Shell Color/Finish
- 3 Frame Color
- 4 Upholstery Selection
- 5 Frame Options



[Questions?](#)

800 876 2120


				material > grade >	Poly Shell	Fabric Grade 2 or COM	Fabric Grade 3	Fabric Grade 4	Fabric Grade 5	Fabric Grade 6
Style	Description	Model #	Product Wt							
4-Leg	4-Leg Base 29" Seat Height Without Arms Seat - Poly Back - Poly	QUHDL-07S29	19	553						
	4-Leg Base 29" Seat Height With Arms Seat - Poly Back - Poly Arm caps - None	QUHDLA-08S29	21	719						
	4-Leg Base 29" Seat Height Without Arms Seat - Upholstered Back - Poly	QUHDL-04S29	19		628	705	784	861	938	
	4-Leg Base 29" Seat Height With Arms Seat - Upholstered Back - Poly Arm caps - None	QUHDLA-06S29	21		797	874	951	1028	1105	

38"-42" table heights  
are recommended for  
use with 29" stool

**COM Yardage**  
Refer to page 271.

Finish Options		Price	Frame Options		Code	Price	Custom Charges		Code	Price
Chrome .....		\$ 165	Hard Surface Glides - Nylon (set of 4) .....		GLD30	\$ 23	Powder Coat Alternative (per color) .....		OPA	call
Nickel .....		\$ 223	Hard Surface Glides - Felt (set of 4) .....		GLD31	\$ 23				
Powder Coat - Standard .....		n/c								
Powder Coat - Premium .....		\$ 165								





Quanta Max  
Sled Stool - 29"  
Ply Shell



VERSTEEL

Questions?

800 876 2120

				material > grade >	Wood Shell	Fabric Grade 2 or COM	Fabric Grade 3	Fabric Grade 4	Fabric Grade 5	Fabric Grade 6
Style	Description	Model #	Product Wt							
Sled	Sled Base 29" Seat Height Without Arms Seat - Wood Back - Wood	QUPYS-07S29 	19	786						
	Sled Base 29" Seat Height With Arms Seat - Wood Back - Wood Armcaps - Wood	QUPYSA-08S29 	21	1078						
	Sled Base 29" Seat Height Without Arms Seat - Upholstered Back - Wood	QUPYS-04S29 	19		862	940	1016	1095	1173	
	Sled Base 29" Seat Height With Arms Seat - Upholstered Back - Wood Armcaps - Wood	QUPYSA-06S29 	21		1156	1235	1310	1388	1466	

38"- 42" table heights  
are recommended for  
use with 29" stool

COM Yardage  
Refer to page 271.

38" - 42" table heights  
are recommended for  
use with 29" stool

COM Yardage  
Refer to page 271.





To Order, Specify...

- 1 Model Number
- 2 Shell Color/Finish
- 3 Frame Color
- 4 Upholstery Selection
- 5 Frame Options



Questions?

800 876 2120

				material > grade >	Wood Shell	Fabric Grade 2 or COM	Fabric Grade 3	Fabric Grade 4	Fabric Grade 5	Fabric Grade 6
Style	Description	Model #	Product Wt							
4-Leg	4-Leg Base 29" Seat Height Without Arms Seat - Wood Back - Wood 	QUPYL-07S29	19	786						
	4-Leg Base 29" Seat Height With Arms Seat - Wood Back - Wood Armcaps - None 	QUPYLA-08S29	21	1078						
	4-Leg Base 29" Seat Height Without Arms Seat - Upholstered Back - Wood 	QUPYL-04S29	19		862	940	1016	1095	1173	
	4-Leg Base 29" Seat Height With Arms Seat - Upholstered Back - Wood Armcaps - None 	QUPYLA-06S29	21		1156	1235	1310	1388	1466	

38" - 42" table heights  
are recommended for  
use with 29" stool

COM Yardage  
Refer to page 271.

38" - 42" table heights  
are recommended for  
use with 29" stool

**COM Yardage**  
Refer to page 271.

**Finish Options**

Chrome .....	Price
Nickel .....	\$ 165
Powder Coat - Standard .....	\$ 223
Powder Coat - Premium .....	n/c
	\$ 165

**Frame Options**

Hard Surface Glides - Nylon (set of 4) .....	Code
Hard Surface Glides - Felt (set of 4) .....	GLD30
	GLD31


Price
\$ 23
\$ 23

**Custom Charges**





Powder Coat Alternative (per color) .....	Code
Stain Finish Match (per finish) .....	OPA
	OSM
	call
	\$ 996

**Quanta Max**

Sled Stool (Mid Back) - 29"  
Ply Shell

**VERSTEEL****Questions?**

800 876 2120

				material > grade >	Wood Shell	Fabric Grade 2 or COM	Fabric Grade 3	Fabric Grade 4	Fabric Grade 5	Fabric Grade 6
Style	Description	Model #	Product Wt							
<b>Sled</b>	Sled Base Mid Back 29" Seat Height Without Arms Seat - Wood Back - Wood 	<b>QUPYS-07S29M</b>	19	786						
	Sled Base Mid Back 29" Seat Height With Arms Seat - Wood Back - Wood Armcaps - Wood 	<b>QUPYSA-08S29M</b>	21	1078						
	Sled Base Mid Back 29" Seat Height Without Arms Seat - Upholstered Back - Wood 	<b>QUPYS-04S29M</b>	19		862	940	1016	1095	1173	
	Sled Base Mid Back 29" Seat Height With Arms Seat - Upholstered Back - Wood Armcaps - Wood 	<b>QUPYSA-06S29M</b>	21		1156	1235	1310	1388	1466	

38" - 42" table heights  
are recommended for  
use with **29" stool**

**COM Yardage**  
Refer to page 271.

**To Order, Specify...**

- ① Model Number
- ② Shell Color/Finish
- ③ Frame Color
- ④ Upholstery Selection
- ⑤ Frame Options



Questions?

800 876 2120

				material> grade>	Wood Shell	Fabric Grade 2 or COM	Fabric Grade 3	Fabric Grade 4	Fabric Grade 5	Fabric Grade 6
Style	Description	Model #	Product Wt							
4-Leg	4-Leg Base Mid Back 29" Seat Height Without Arms Seat - Wood Back - Wood	QUPYL-07S29M	19	786						
	4-Leg Base Mid Back 29" Seat Height With Arms Seat - Wood Back - Wood Armcaps - None	QUPYLA-08S29M	21	1078						
	4-Leg Base Mid Back 29" Seat Height Without Arms Seat - Upholstered Back - Wood	QUPYL-04S29M	19		862	940	1016	1095	1173	
	4-Leg Base Mid Back 29" Seat Height With Arms Seat - Upholstered Back - Wood Armcaps - None	QUPYLA-06S29M	21		1156	1235	1310	1388	1466	

38"- 42" table heights  
are recommended for  
use with 29" stool

COM Yardage  
Refer to page 271.

Finish Options	Price	Frame Options	Code	Price	Custom Charges	Code	Price
Chrome .....	\$ 165	Hard Surface Glides - Nylon (set of 4) .....	GLD30	\$ 23	Powder Coat Alternative (per color) .....	OPA	call
Nickel .....	\$ 223	Hard Surface Glides - Felt (set of 4) .....	GLD31	\$ 23	Stain Finish Match (per finish) .....	OSM	\$ 996
Powder Coat - Standard .....	n/c						
Powder Coat - Premium .....	\$ 165						

# Quanta Max







Swivel Base Chair  
Poly Shell



VERSTEEL

## Questions?

800 876 2120

				material > grade >	Poly Shell	Fabric Grade 2 or COM	Fabric Grade 3	Fabric Grade 4	Fabric Grade 5	Fabric Grade 6
Style	Description	Model #	Product Wt							
Swivel	Swivel 5-Star Base Armless Seat - Poly Back - Poly 	QUHDRS-07	23	727						
	Swivel 5-Star Base Arms (tube stock) Seat - Poly Back - Poly Armcaps - None 	QUHDRST-08	24	811						
	Swivel 5-Star Base Arms (bar stock) Seat - Poly Back - Poly Armcaps - Poly 	QUHDRSA-08	24	961						
	Swivel 5-Star Base Armless Seat - Upholstered Back - Poly 	QUHDRS-04	23		953	1029	1106	1184	1263	
	Swivel 5-Star Base Arms (tube stock) Seat - Upholstered Back - Poly Armcaps - None 	QUHDRST-06	24		1011	1089	1165	1243	1322	
	Swivel 5-Star Base Arms (bar stock) Seat - Upholstered Back - Poly Armcaps - Poly 	QUHDRSA-06	24		1153	1231	1308	1386	1461	

## COM Yardage

Refer to page 271.







## To Order, Specify...

- 1 Model Number
- 2 Shell Color/Finish
- 3 Frame Color
- 4 Swivel Base Color
- 5 Upholstery Selection
- 6 Frame Options



[Questions?](#)

800 876 2120

				material > grade >	Wood Shell	Fabric Grade 2 or COM	Fabric Grade 3	Fabric Grade 4	Fabric Grade 5	Fabric Grade 6
Style	Description	Model #	Product Wt							
Swivel	Swivel 5-Star Base Armless Seat - Wood Back - Wood	QUPYRS-07	23	962						
										
	Swivel 5-Star Base Arms (tube stock) Seat - Wood Back - Wood Armcaps - None	QUPYRST-08	24	1045						
										
	Swivel 5-Star Base Arms (bar stock) Seat - Wood Back - Wood Armcaps - Wood	QUPYRSA-08	24	1321						
										
	Swivel 5-Star Base Armless Seat - Upholstered Back - Wood	QUPYRS-04	23		1187	1264	1341	1419	1499	
										
	Swivel 5-Star Base Arms (tube stock) Seat - Upholstered Back - Wood Armcaps - None	QUPYRST-06	24		1244	1323	1399	1477	1554	
										
	Swivel 5-Star Base Arms (bar stock) Seat - Upholstered Back - Wood Armcaps - Wood	QUPYRSA-06	24		1513	1589	1667	1745	1822	
										

COM Yardage  
Refer to page 271.

**COM Yardage**  
Refer to page 271.

Finish Options	Price	Frame Options	Code	Price	Custom Charges	Code	Price
Chrome .....	\$ 165	Casters - Dual Wheel Black Nylon			Powder Coat Alternative (per color) .....	OPA	call
Nickel .....	\$ 223	Hard Wheel (set of 4) .....	CAS61	n/c	Stain Finish Match (per finish) .....	OSM	\$ 996
Powder Coat - Standard .....	n/c						
Powder Coat - Premium .....	\$ 165						

**Swivel Base Options**

Brushed Aluminum .....

Polished Aluminum .....

Powder Coat - Standard .....

Powder Coat - Premium .....

TRANSPARENT AND PLATINUM POWDER COAT NOT AVAILABLE

# Quanta Max







Swivel Base Stool  
Poly Shell



VERSTEEL

## Questions?

800 876 2120

				material > grade >	Poly Shell	Fabric Grade 2 or COM	Fabric Grade 3	Fabric Grade 4	Fabric Grade 5	Fabric Grade 6
Style	Description	Model #	Product Wt							
Swivel	Swivel 5-Star Base Armless Seat - Poly Back - Poly	QUHDRS-07S 	25	894						
	Swivel 5-Star Base Arms (tube stock) Seat - Poly Back - Poly Armcaps - None	QUHDRST-08S 	26	979						
	Swivel 5-Star Base Arms (bar stock) Seat - Poly Back - Poly Armcaps - Poly	QUHDRSA-08S 	26	1101						
	Swivel 5-Star Base Armless Seat - Upholstered Back - Poly	QUHDRS-04S 	25		1122	1201	1277	1351	1429	
	Swivel 5-Star Base Arms (tube stock) Seat - Upholstered Back - Poly Armcaps - None	QUHDRST-06S 	26		1180	1256	1334	1412	1489	
	Swivel 5-Star Base Arms (bar stock) Seat - Upholstered Back - Poly Armcaps - Poly	QUHDRSA-06S 	26		1296	1373	1451	1529	1607	

Footring available in  
chrome only.

**COM Yardage**  
Refer to page 271.

Footring available in  
chrome only.

**COM Yardage**  
Refer to page 271.







## To Order, Specify...

- 1 Model Number
- 2 Shell Color/Finish
- 3 Frame Color
- 4 Swivel Base Color
- 5 Upholstery Selection
- 6 Frame Options



## Questions?

800 876 2120

		material > grade >	Wood Shell	Fabric Grade 2 or COM	Fabric Grade 3	Fabric Grade 4	Fabric Grade 5	Fabric Grade 6	
Style	Description	Model #	Product Wt						
Swivel	Swivel 5-Star Base Armless Seat - Wood Back - Wood	QUPYRS-07S 	25	1128					
	Swivel 5-Star Base Arms (tube stock) Seat - Wood Back - Wood Armcaps - None	QUPYRST-08S 	26	1213					
	Swivel 5-Star Base Arms (bar stock) Seat - Wood Back - Wood Armcaps - Wood	QUPYRSA-08S 	26	1460					
	Swivel 5-Star Base Armless Seat - Upholstered Back - Wood	QUPYRS-04S 	25		1356	1433	1511	1586	1663
	Swivel 5-Star Base Arms (tube stock) Seat - Upholstered Back - Wood Armcaps - None	QUPYRST-06S 	26		1413	1490	1568	1646	1723
	Swivel 5-Star Base Arms (bar stock) Seat - Upholstered Back - Wood Armcaps - Wood	QUPYRSA-06S 	26		1657	1731	1810	1888	1966

Footring available in chrome only.

**COM Yardage**  
Refer to page 271.

Footring available in chrome only.

### COM Yardage

Refer to page 271.

<b>Finish Options</b>	<b>Price</b>	<b>Frame Options</b>	<b>Code</b>	<b>Price</b>	<b>Custom Charges</b>	<b>Code</b>	<b>Price</b>
Chrome .....	\$ 165	Casters - Dual Wheel Black Nylon			Powder Coat Alternative (per color) .....	OPA	call
Nickel .....	\$ 223	Hard Wheel (set of 4) .....	CAS61	n/c	Stain Finish Match (per finish) .....	OSM	\$ 996
Powder Coat - Standard .....	n/c						
Powder Coat - Premium .....	\$ 165						

### Swivel Base Options

Brushed Aluminum.....	n/c
Polished Aluminum.....	n/c
Powder Coat - Standard.....	n/c
Powder Coat - Premium.....	\$ 165







Powder Coat - Premium .....  
TRANSPARENT AND PLATINUM POWDER COAT NOT  
AVAILABLE

**Quanta Max**

Swivel Base Stool (Mid Back)  
Ply Shell

**VERSTEEL****Questions?**

800 876 2120

				material > grade >	Wood Shell	Fabric Grade 2 or COM	Fabric Grade 3	Fabric Grade 4	Fabric Grade 5	Fabric Grade 6
Style	Description	Model #	Product Wt							
Swivel	Swivel 5-Star Base Mid Back Armless Seat - Wood Back - Wood	QUPYRS-07SM 	25	1128						
	Swivel 5-Star Base Mid Back Arms (tube stock) Seat - Wood Back - Wood Armcaps - None	QUPYRST-08SM 	26	1213						
	Swivel 5-Star Base Mid Back Arms (bar stock) Seat - Wood Back - Wood Armcaps - Wood	QUPYRSA-08SM 	26	1460						
	Swivel 5-Star Base Mid Back Armless Seat - Upholstered Back - Wood	QUPYRS-04SM 	25		1356	1433	1511	1586	1663	
	Swivel 5-Star Base Mid Back Arms (tube stock) Seat - Upholstered Back - Wood Armcaps - None	QUPYRST-06SM 	26		1413	1490	1568	1646	1723	
	Swivel 5-Star Base Mid Back Arms (bar stock) Seat - Upholstered Back - Wood Armcaps - Wood	QUPYRSA-06SM 	26		1657	1731	1810	1888	1966	

Footring available in chrome only.

COM Yardage

Refer to page 271.

Footring available in  
chrome only.

**COM Yardage**  
Refer to page 271.

**To Order, Specify...**

- ① Model Number
- ② Shell Color/Finish
- ③ Frame Color
- ④ Swivel Base Color
- ⑤ Upholstery Selection
- ⑥ Frame Options

Finish Options	Price	Frame Options	Code	Price	Custom Charges	Code	Price
Chrome .....	\$ 165	Casters - Dual Wheel Black Nylon			Powder Coat Alternative (per color) .....	OPA	call
Nickel .....	\$ 223	Hard Wheel (set of 4) .....	CAS61	n/c	Stain Finish Match (per finish) .....	OSM	\$ 996
Powder Coat - Standard .....	n/c						
Powder Coat - Premium .....	\$ 165						
Swivel Base Options							
Brushed Aluminum .....	n/c						
Polished Aluminum .....	n/c						
Powder Coat - Standard .....	n/c						
Powder Coat - Premium .....	\$ 165						
TRANSPARENT AND PLATINUM POWDER COAT NOT AVAILABLE							

# Quanta Max

Poly Beam  
Armless



VERSTEEL

## Questions?

800 876 2120

				material > grade >	Corner Top	Poly Shell	Fabric Grade 2 or COM	Fabric Grade 3	Fabric Grade 4	Fabric Grade 5	Fabric Grade 6	Top	
Style	Description	Model #	Product Wt										
 QUHDBL2-07 3	<b>One Seat/One Top</b> <b>Standard Frame</b> Quanta QUHD Beam 4-Leg Base 1 Seat, 1 Top Right Without Arms	QUHDBL2-07 3	59			1514 1853 2441						<b>Beam Table Top</b> LPIS, LPFIS LWIS, LWFIS VWIS, VWFIS	 LPIS  LPFIS  LWIS  VWIS
	<b>Corner Table Frame</b> Quanta QUHD Beam 4-Leg Base 1 Seat, 1 Top Right with Corner Table Left Without Arms	QUHDBL2-07 3L	66			1675 2015 2606						<b>Beam Table Top</b> LPIS, LPFIS LWIS, LWFIS VWIS, VWFIS	 LPIS  LPFIS  LWIS  VWIS
	<b>Corner Table</b> Ordered Separately	AQUHDBL3 2939RE	22	973 1603 2398								<b>Corner Table Top</b> LPIS, LPFIS LWIS, LWFIS VWIS, VWFIS	 LPIS  LPFIS  LWIS  VWIS
	<b>Standard Frame</b> Quanta QUHD Beam 4-Leg Base 1 Seat, 1 Top Right Seat Upholstered Without Arms	QUHDBL2-04 3	58				1746 2086 2675	1784 2125 2714	1824 2164 2752	1856 2197 2785	1895 2233 2824	<b>Beam Table Top</b> LPIS, LPFIS LWIS, LWFIS VWIS, VWFIS	 LPIS  LPFIS  LWIS  VWIS
	<b>Corner Table Frame</b> Quanta QUHD Beam 4-Leg Base 1 Seat, 1 Top Right with Corner Table Left Seat Upholstered Without Arms	QUHDBL2-04 3L	69				1908 2247 2836	1947 2285 2877	1985 2325 2916	2017 2355 2946	2056 2395 2984	<b>Beam Table Top</b> LPIS, LPFIS LWIS, LWFIS VWIS, VWFIS	 LPIS  LPFIS  LWIS  VWIS
	<b>Corner Table</b> Ordered Separately	AQUHDBL3 2939RE	22	973 1603 2398								<b>Corner Table Top</b> LPIS, LPFIS LWIS, LWFIS VWIS, VWFIS	 LPIS  LPFIS  LWIS  VWIS

For model numbers that have a corner table option, the corner table must be purchased separately.

## COM Yardage

Refer to page 271.

## To Order, Specify...

- Model Number
- Shell Color
- Leg Color
- Upholstery Selection
- Top Material
- Edge Detail and Color



Questions?

800 876 2120

		material > grade >	Corner Top	Poly Shell	Fabric Grade 2 or COM	Fabric Grade 3	Fabric Grade 4	Fabric Grade 5	Fabric Grade 6	Top	
Style	Description	Model #	Product Wt								
 QHDBL2-071	<b>One Seat/One Top</b> <b>Standard Frame</b> Quanta QHDB Beam 4-Leg Base 1 Seat, 1 Top Left Without Arms	QHDBL2-071	55		1514 1853 2441					<b>Beam Table Top</b> LPIS, LPFIS LWIS, LWFIS VWIS, VWFIS	 LPIS  LPFIS  LWIS  LWFIS  VWFIS
	<b>Corner Table Frame</b> Quanta QHDB Beam 4-Leg Base 1 Seat, 1 Top Left with Corner Table Right Without Arms	QHDBL2-071R	66		1675 2015 2606					<b>Beam Table Top</b> LPIS, LPFIS LWIS, LWFIS VWIS, VWFIS	 LPFIS  LWIS  LWFIS  VWFIS
	<b>Corner Table</b> Ordered Separately	AQHDBL3 2939RE	22	973 1603 2398						<b>Corner Table Top</b> LPIS, LPFIS LWIS, LWFIS VWIS, VWFIS	 LPFIS  LWIS  LWFIS  VWFIS
	<b>Standard Frame</b> Quanta QHDB Beam 4-Leg Base 1 Seat, 1 Top Left Seat Upholstered Without Arms	QHDBL2-041	58		1746 2086 2675	1784 2125 2714	1824 2164 2752	1856 2197 2785	1895 2233 2824	<b>Beam Table Top</b> LPIS, LPFIS LWIS, LWFIS VWIS, VWFIS	 LPFIS  LWIS  LWFIS  VWFIS
	<b>Corner Table Frame</b> Quanta QHDB Beam 4-Leg Base 1 Seat, 1 Top Left with Corner Table Right Seat Upholstered Without Arms	QHDBL2-041R	69		1908 2247 2836	1947 2285 2877	1985 2325 2916	2017 2355 2946	2056 2395 2984	<b>Beam Table Top</b> LPIS, LPFIS LWIS, LWFIS VWIS, VWFIS	 LPFIS  LWIS  LWFIS  VWFIS
	<b>Corner Table</b> Ordered Separately	AQHDBL3 2939RE	22	973 1603 2398						<b>Corner Table Top</b> LPIS, LPFIS LWIS, LWFIS VWIS, VWFIS	

For model numbers that have a corner table option, the corner table must be purchased separately.

**COM Yardage**

Refer to page 271.

**Finish Options**

Chrome .....	\$ 165
Nickel .....	\$ 223
Powder Coat - Standard .....	n/c
Powder Coat - Premium .....	\$ 165

TRANSPARENT AND PLATINUM POWDER COAT NOT AVAILABLE  
BEAM WILL ALWAYS BE BLACK

**Wire Management Options**

Wire Management Beam (per beam) ..... WHDS

**Power and Data Options**

Please reference the Power & Data Price List

**Code**

**Price**

\$ 256

**Custom Charges**

Powder Coat Alternative (per color) ..... OPA

call

# Quanta Max


























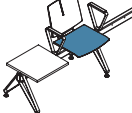











Poly Beam  
Arm



VERSTEEL

## Questions?

800 876 2120

				material > grade >	Corner Top	Poly Shell	Fabric Grade 2 or COM	Fabric Grade 3	Fabric Grade 4	Fabric Grade 5	Fabric Grade 6	Top	
Style	Description	Model #	Product Wt										
<div>One Seat/One Top</div> <div></div> <div>QUHDBL2AA-07 3</div>	<b>Standard Frame</b> Quanta QUHD Beam 4-Leg Base 1 Seat, 1 Top Right With Arms	<b>QUHDBL2AA-07 3</b> 	65		1774 2111 2700							<b>Beam Table Top</b> LP1S, LPF1S LW1S, LWF1S VW1S, VWF1S	 LP1S  LPF1S  LW1S  VW1S  VWF1S
	<b>Corner Table Frame</b> Quanta QUHD Beam 4-Leg Base 1 Seat, 1 Top Right with Corner Table Left With Arms	<b>QUHDBL2AA-07 3L</b> 	73		1933 2272 2860							<b>Beam Table Top</b> LP1S, LPF1S LW1S, LWF1S VW1S, VWF1S	 LP1S  LPF1S  LW1S  VW1S  VWF1S
	<b>Corner Table</b> Ordered Separately	<b>AQUHDBL3 2634RE</b> 	18	973 1603 2398								<b>Corner Table Top</b> LP1S, LPF1S LW1S, LWF1S VW1S, VWF1S	 LP1S  LPF1S  LW1S  VW1S  VWF1S
	<b>Standard Frame</b> Quanta QUHD Beam 4-Leg Base 1 Seat, 1 Top Right Seat Upholstered With Arms	<b>QUHDBL2AA-04 3</b> 	67			2007 2344 2935	2044 2381 2973	2082 2423 3011	2114 2455 3041	2153 2493 3082	<b>Beam Table Top</b> LP1S, LPF1S LW1S, LWF1S VW1S, VWF1S	 LP1S  LPF1S  LW1S  VW1S  VWF1S	
	<b>Corner Table Frame</b> Quanta QUHD Beam 4-Leg Base 1 Seat, 1 Top Right with Corner Table Left Seat Upholstered With Arms	<b>QUHDBL2AA-04 3L</b> 	76			2166 2506 3096	2205 2543 3134	2244 2583 3175	2275 2615 3205	2314 2652 3242	<b>Beam Table Top</b> LP1S, LPF1S LW1S, LWF1S VW1S, VWF1S	 LP1S  LPF1S  LW1S  VW1S  VWF1S	
	<b>Corner Table</b> Ordered Separately	<b>AQUHDBL3 2634RE</b> 	18	973 1603 2398								<b>Corner Table Top</b> LP1S, LPF1S LW1S, LWF1S VW1S, VWF1S	 LP1S  LPF1S  LW1S  VW1S  VWF1S

For model numbers that have a corner table option, the corner table must be purchased separately.

**COM Yardage**  
Refer to page 271.

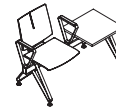
For model numbers that  
have a corner table  
option, the corner table  
must be purchased  
separately.

## COM Yardage

Refer to page 271.

## To Order, Specify...

- Model Number
- Shell Color
- Leg Color
- Upholstery Selection
- Top Material
- Edge Detail and Color



Questions?

800 876 2120

				material > grade >	Corner Top	Poly Shell	Fabric Grade 2 or COM	Fabric Grade 3	Fabric Grade 4	Fabric Grade 5	Fabric Grade 6	Top	
Style	Description	Model #	Product Wt										
 QUHDBL2AA-071	<b>One Seat/One Top</b> <b>Standard Frame</b> 4-Leg Base 1 Seat, 1 Top Left With Arms on Seat	QUHDBL2AA-071	65			1774 2111 2700						<b>Beam Table Top</b> LPIS, LPFIS LWIS, LWFIS VWIS, VWFIS	 LPIS  LPFIS  LWIS
	<b>Corner Table Frame</b> 4-Leg Base 1 Seat, 1 Top Left with Corner Table Right With Arms on Seat	QUHDBL2AA-071R	73			1933 2272 2860						<b>Beam Table Top</b> LPIS, LPFIS LWIS, LWFIS VWIS, VWFIS	 LPFIS  LWIS
	<b>Corner Table</b> Ordered Separately	AQUHDBL3 2634RE	18		973 1603 2398							<b>Corner Table Top</b> LPIS, LPFIS LWIS, LWFIS VWIS, VWFIS	 LWFIS
	<b>Standard Frame</b> 4-Leg Base 1 Seat, 1 Top Left Seat Upholstered With Arms on Seat	QUHDBL2AA-041	67				2007 2344 2935	2044 2381 2973	2082 2423 3011	2114 2455 3041	2153 2493 3082	<b>Beam Table Top</b> LPIS, LPFIS LWIS, LWFIS VWIS, VWFIS	 VWIS  VWFIS
	<b>Corner Table Frame</b> 4-Leg Base 1 Seat, 1 Top Left with Corner Table Right Seat Upholstered With Arms on Seat	QUHDBL2AA-041R	76				2166 2506 3096	2205 2543 3134	2244 2583 3175	2275 2615 3205	2314 2652 3242	<b>Beam Table Top</b> LPIS, LPFIS LWIS, LWFIS VWIS, VWFIS	 VWFIS
	<b>Corner Table</b> Ordered Separately	AQUHDBL3 2634RE	18		973 1603 2398							<b>Corner Table Top</b> LPIS, LPFIS LWIS, LWFIS VWIS, VWFIS	

For model numbers that have a corner table option, the corner table must be purchased separately.

**COM Yardage**  
Refer to page 271.

Finish Options	Price
Chrome .....	\$ 165
Nickel .....	\$ 223
Powder Coat - Standard .....	n/c
Powder Coat - Premium .....	\$ 165
TRANSPARENT AND PLATINUM POWDER COAT NOT AVAILABLE	
BEAM WILL ALWAYS BE BLACK	

Wire Management Options	Code	Price
Wire Management Beam (per beam) .....	WHDS	\$ 256
<b>Power and Data Options</b>		
Please reference the Power & Data Price List		

Custom Charges	
Powder Coat Alternative (per color) .....	OPA call

# Quanta Max


























Poly Beam  
Arm on One End



VERSTEEL

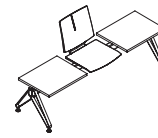
## Questions?

800 876 2120

				material > grade >	Corner Top	Poly Shell	Fabric Grade 2 or COM	Fabric Grade 3	Fabric Grade 4	Fabric Grade 5	Fabric Grade 6	Top	
Style	Description	Model #	Product Wt										
<b>One Seat/One Top</b>   QUHDBL2A-07 3	<b>Standard Frame</b> Quanta QUHD Beam 4-Leg Base 1 Seat, 1 Top Right With Arm on End Only	QUHDBL2A-07 3	61			1644 1982 2573						<b>Beam Table Top</b> LP1S, LPF1S LW1S, LWF1S VW1S, VWF1S	 LP1S  LPF1S  LW1S  LWF1S  VW1S  VWF1S
	<b>Standard Frame</b> Quanta QUHD Beam 4-Leg Base 1 Seat, 1 Top Right Seat Upholstered With Arm on End Only	QUHDBL2A-04 3	63				1875 2214 2804	1915 2254 2843	1954 2292 2882	1985 2325 2916	2025 2363 2953	<b>Beam Table Top</b> LP1S, LPF1S LW1S, LWF1S VW1S, VWF1S	 LP1S  LPF1S  LW1S  LWF1S  VW1S  VWF1S
	<b>Standard Frame</b> Quanta QUHD Beam 4-Leg Base 1 Seat, 1 Top Left With Arm on End Only	QUHDBL2A-07 1	61			1644 1982 2573						<b>Beam Table Top</b> LP1S, LPF1S LW1S, LWF1S VW1S, VWF1S	 LP1S  LPF1S  LW1S  LWF1S  VW1S  VWF1S
	<b>Standard Frame</b> Quanta QUHD Beam 4-Leg Base 1 Seat, 1 Top Left Seat Upholstered With Arm on End Only	QUHDBL2A-04 1	63				1875 2214 2804	1915 2254 2843	1954 2292 2882	1985 2325 2916	2025 2363 2953	<b>Beam Table Top</b> LP1S, LPF1S LW1S, LWF1S VW1S, VWF1S	 LP1S  LPF1S  LW1S  LWF1S  VW1S  VWF1S








## To Order, Specify...

- Model Number
- Shell Color
- Leg Color
- Upholstery Selection
- Top Material
- Edge Detail and Color



[Questions?](#)

800 876 2120

				material > grade >	Corner Top	Poly Shell	Fabric Grade 2 or COM	Fabric Grade 3	Fabric Grade 4	Fabric Grade 5	Fabric Grade 6	Top	
Style	Description	Model #	Product Wt										
 QUHDBL3-07 C	<b>One Seat/Two Tops</b> <b>Standard Frame</b> Quanta QUHD Beam 4-Leg Base 2 Tops, 1 Seat Center Without Arms	QUHDBL3-07 C	77			2050 2727 4172						<b>Beam Table Top</b> LPIS, LPFIS LWIS, LWFIS VWIS, VWFIS	 LPIS  LPFIS  LWIS  LWFIS  VWIS  VWFIS
	<b>Standard Frame</b> Quanta QUHD Beam 4-Leg Base 2 Tops, 1 Seat Center Seat - Upholstered Without Arms	QUHDBL3-04 C	79				2282 2961 4403	2319 2999 4444	2358 3036 4482	2392 3071 4515	2430 3109 4555	<b>Beam Table Top</b> LPIS, LPFIS LWIS, LWFIS VWIS, VWFIS	

For model numbers that have a corner table option, the corner table must be purchased separately.

**COM Yardage**

Refer to page 271.

**Finish Options**

Chrome .....	Price \$ 165
Nickel .....	\$ 223
Powder Coat - Standard .....	n/c
Powder Coat - Premium .....	\$ 165

TRANSPARENT AND PLATINUM POWDER COAT NOT AVAILABLE  
BEAM WILL ALWAYS BE BLACK

**Wire Management Options**

Wire Management Beam (per beam) .....	Code WHDS
---------------------------------------	-----------

**Power and Data Options**

Please reference the Power & Data Price List

**Price**

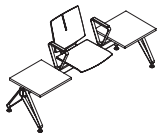
\$ 256
--------

**Custom Charges**

Powder Coat Alternative (per color) .....	OPA
---	-----

call









Quanta Max  
Poly Beam  
Arm



VERSTEEL

Questions?

800 876 2120


				material > grade >	Corner Top	Poly Shell	Fabric Grade 2 or COM	Fabric Grade 3	Fabric Grade 4	Fabric Grade 5	Fabric Grade 6	Top	
Style	Description	Model #	Product Wt										
<div>One Seat/Two Tops</div> <div></div> <div>QUHDBL3AA-07 C</div>	<b>Standard Frame</b> Quanta QUHD Beam 4-Leg Base 2 Tops, 1 Seat Center With Arms	<b>QUHDBL3AA-07 C</b>	80			2309 2984 4431						<b>Beam Table Top</b> LP1S, LPF1S LW1S, LWF1S VW1S, VWF1S	<div></div> <div>LP1S</div> <div></div> <div>LPF1S</div>
	<b>Standard Frame</b> Quanta QUHD Beam 4-Leg Base 2 Tops, 1 Seat Center Seat - Upholstered With Arms	<b>QUHDBL3AA-04 C</b>	83				2541 3217 4665	2581 3258 4701	2618 3295 4740	2650 3325 4772	2691 3366 4810	<b>Beam Table Top</b> LP1S, LPF1S LW1S, LWF1S VW1S, VWF1S	<div></div> <div>LPF1S</div> <div></div> <div>LW1S</div> <div></div> <div>LWF1S</div> <div></div> <div>VW1S</div> <div></div> <div>VWF1S</div>

For model numbers that have a corner table option, the corner table must be purchased separately.

COM Yardage  
Refer to page 271.

To Order, Specify...

- 1 Model Number
- 2 Shell Color
- 3 Leg Color
- 4 Upholstery Selection
- 5 Top Material
- 6 Edge Detail and Color



Questions?

800 876 2120

				material > grade >	Corner Top	Poly Shell	Fabric Grade 2 or COM	Fabric Grade 3	Fabric Grade 4	Fabric Grade 5	Fabric Grade 6	Top	
Style	Description	Model #	Product Wt										
<b>Two Seat</b>   QUHDBL2-07	<b>Standard Frame</b> Quanta QUHD Beam 4-Leg Base 2 Seat Without Arms	QUHDBL2-07	58			1484							 LP1S
	<b>Corner Table Frame</b> Quanta QUHD Beam 4-Leg Base 2 Seat with Corner Table Right Without Arms	QUHDBL2-07 R	68			1644							 LPF1S
	<b>Corner Table</b> Ordered Separately	AQUHDBL3 2939RE	22		973 1603 2398							<b>Corner Table Top</b> LP1S, LPF1S LW1S, LWF1S VW1S, VWF1S	 LWF1S
	<b>Corner Table Frame</b> Quanta QUHD Beam 4-Leg Base 2 Seat with Corner Table Left Without Arms	QUHDBL2-07 L	68			1644							 VW1S
	<b>Corner Table</b> Ordered Separately	AQUHDBL3 2939RE	22		973 1603 2398							<b>Corner Table Top</b> LP1S, LPF1S LW1S, LWF1S VW1S, VWF1S	 VWF1S

For model numbers that have a corner table option, the corner table must be purchased separately.

**Finish Options**

Chrome .....	Price \$ 165
Nickel .....	\$ 223
Powder Coat - Standard .....	n/c
Powder Coat - Premium .....	\$ 165

TRANSPARENT AND PLATINUM POWDER COAT NOT AVAILABLE  
 BEAM WILL ALWAYS BE BLACK

**Wire Management Options**

Wire Management Beam (per beam) ..... WHDS

**Power and Data Options**

Please reference the Power & Data Price List

**Code**

**Price**  
\$ 256

**Custom Charges**

Powder Coat Alternative (per color) ..... OPA

call

**Quanta Max**Poly Beam  
Armless**VERSTEEL****Questions?**

800 876 2120

				material > grade >	Corner Top	Poly Shell	Fabric Grade 2 or COM	Fabric Grade 3	Fabric Grade 4	Fabric Grade 5	Fabric Grade 6	Top	
Style	Description	Model #	Product Wt										
<b>Two Seat</b>   QUHDBL2-04	<b>Standard Frame</b> Quanta QUHD Beam 4-Leg Base 2 Seat Seat - Upholstered Without Arms	<b>QUHDBL2-04</b> 	62				1947	2025	2102	2166	2244		 LP1S  LPF1S  LW1S  LWF1S  VW1S  VWF1S
	<b>Corner Table Frame</b> Quanta QUHD Beam 4-Leg Base 2 Seat with Corner Table Right Seat - Upholstered Without Arms	<b>QUHDBL2-04 R</b> 	73				2108	2186	2262	2327	2405		
	<b>Corner Table</b> Ordered Separately	<b>AQUHDBL3 2939RE</b> 	22	973 1603 2398								<b>Corner Table Top</b> LP1S, LPF1S LW1S, LWF1S VW1S, VWF1S	
	<b>Corner Table Frame</b> Quanta QUHD Beam 4-Leg Base 2 Seat with Corner Table Left Seat - Upholstered Without Arms	<b>QUHDBL2-04 L</b> 	73				2108	2186	2262	2327	2405		
	<b>Corner Table</b> Ordered Separately	<b>AQUHDBL3 2939RE</b> 	22	973 1603 2398								<b>Corner Table Top</b> LP1S, LPF1S LW1S, LWF1S VW1S, VWF1S	

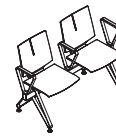
For model numbers that have a corner table option, the corner table must be purchased separately.

**COM Yardage**

Refer to page 271.








**To Order, Specify...**

- 1 Model Number
- 2 Shell Color
- 3 Leg Color
- 4 Upholstery Selection
- 5 Top Material
- 6 Edge Detail and Color



[Questions?](#)

800 876 2120

				material > grade >	Corner Top	Poly Shell	Fabric Grade 2 or COM	Fabric Grade 3	Fabric Grade 4	Fabric Grade 5	Fabric Grade 6	Top	
Style	Description	Model #	Product Wt										
<b>Two Seat</b>   QUHDBL2AA-07	<b>Standard Frame</b> Quanta QUHD Beam 4-Leg Base 2 Seat With Arms on Both Seats	QUHDBL2AA-07	71			1997							 LP1S
	<b>Corner Table Frame</b> Quanta QUHD Beam 4-Leg Base 2 Seat with Corner Table Right With Arms on Both Seats	QUHDBL2AA-07 R	80			2158							 LPF1S
	<b>Corner Table</b> Ordered Separately	AQUHDBL3 2634RE	18	973 1603 2398								<b>Corner Table Top</b> LP1S, LPF1S LW1S, LWF1S VW1S, VWF1S	 LW1S   LWF1S
	<b>Corner Table Frame</b> Quanta QUHD Beam 4-Leg Base 2 Seat with Corner Table Left With Arms on Both Seats	QUHDBL2AA-07 L	80			2158							 VW1S   VWF1S
	<b>Corner Table</b> Ordered Separately	AQUHDBL3 2634RE	18	973 1603 2398								<b>Corner Table Top</b> LP1S, LPF1S LW1S, LWF1S VW1S, VWF1S	

For model numbers that have a corner table option, the corner table must be purchased separately.

**Finish Options**

	Price
Chrome .....	\$ 165
Nickel .....	\$ 223
Powder Coat - Standard .....	n/c
Powder Coat - Premium .....	\$ 165

TRANSPARENT AND PLATINUM POWDER COAT NOT AVAILABLE  
BEAM WILL ALWAYS BE BLACK

**Wire Management Options**

Wire Management Beam (per beam) ..... WHDS

**Power and Data Options**

Please reference the Power & Data Price List

**Code**

**Price**  
\$ 256

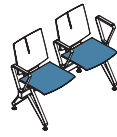
**Custom Charges**

Powder Coat Alternative (per color) ..... OPA

call

# Quanta Max

Poly Beam  
Arms on Both Seats



VERSTEEL

## Questions?

800 876 2120

				material > grade >	Corner Top	Poly Shell	Fabric Grade 2 or COM	Fabric Grade 3	Fabric Grade 4	Fabric Grade 5	Fabric Grade 6	Top	
Style	Description	Model #	Product Wt										
<b>Two Seat</b>   QUHDBL2AA-04	<b>Standard Frame</b> Quanta QUHD Beam 4-Leg Base 2 Seat Seat - Upholstered With Arms on Both Seats	QUHDBL2AA-04	75				2336	2412	2489	2553	2632		 LP1S
	<b>Corner Table Frame</b> Quanta QUHD Beam 4-Leg Base 2 Seat with Corner Table Right Seat - Upholstered With Arms on Both Seats	QUHDBL2AA-04 R	84				2495	2573	2650	2714	2793		 LPF1S   LW1S
	<b>Corner Table</b> Ordered Separately	AQUHDBL3 2634RE	18	973 1603 2398								<b>Corner Table Top</b> LP1S, LPF1S LW1S, LWF1S VW1S, VWF1S	 LWF1S   VW1S
	<b>Corner Table Frame</b> Quanta QUHD Beam 4-Leg Base 2 Seat with Corner Table Left Seat - Upholstered With Arms on Both Seats	QUHDBL2AA-04 L	84				2495	2573	2650	2714	2793		 VWF1S
	<b>Corner Table</b> Ordered Separately	AQUHDBL3 2634RE	18	973 1603 2398								<b>Corner Table Top</b> LP1S, LPF1S LW1S, LWF1S VW1S, VWF1S	 VWF1S

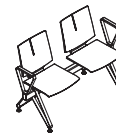
For model numbers that have a corner table option, the corner table must be purchased separately.

## COM Yardage

Refer to page 271.








## To Order, Specify...

- Model Number
- Shell Color
- Leg Color
- Upholstery Selection
- Top Material
- Edge Detail and Color



Questions?

800 876 2120

				material > grade >	Corner Top	Poly Shell	Fabric Grade 2 or COM	Fabric Grade 3	Fabric Grade 4	Fabric Grade 5	Fabric Grade 6	Top	
Style	Description	Model #	Product Wt										
 QUHDBL2A-07	<b>Two Seat</b> <b>Standard Frame</b> Quanta QUHD Beam 4-Leg Base 2 Seat With Arms on Ends Only	QUHDBL2A-07	67			1745							 LP1S
	<b>Corner Table Frame</b> Quanta QUHD Beam 4-Leg Base 2 Seat with Corner Table Right With Arms on Ends Only	QUHDBL2A-07 R	76			1906							 LPF1S
	<b>Corner Table</b> Ordered Separately	AQUHDBL3 2634RE	18	973 1603 2398								<b>Corner Table Top</b> LPIS, LPFIS LWIS, LWFIS VWIS, VWFIS	 LW1S  LWF1S
	<b>Corner Table Frame</b> Quanta QUHD Beam 4-Leg Base 2 Seat with Corner Table Left With Arms on Ends Only	QUHDBL2A-07 L	76			1906							 VW1S  VWF1S
	<b>Corner Table</b> Ordered Separately	AQUHDBL3 2634RE	18	973 1603 2398								<b>Corner Table Top</b> LPIS, LPFIS LWIS, LWFIS VWIS, VWFIS	

For model numbers that have a corner table option, the corner table must be purchased separately.

**Finish Options**

Chrome .....	\$ 165
Nickel .....	\$ 223
Powder Coat - Standard .....	n/c
Powder Coat - Premium .....	\$ 165

TRANSPARENT AND PLATINUM POWDER COAT NOT AVAILABLE  
BEAM WILL ALWAYS BE BLACK

**Wire Management Options**

Wire Management Beam (per beam) ..... WHDS

**Power and Data Options**

Please reference the Power & Data Price List

**Code**

**Price**

\$ 256

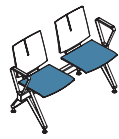
**Custom Charges**

Powder Coat Alternative (per color) ..... OPA

call

# Quanta Max

Poly Beam  
Arms on Ends

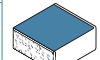


VERSTEEL


## Questions?

800 876 2120

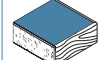
Style	Description	Model #	Product Wt	material > grade >						Top	
				Corner Top	Poly Shell	Fabric Grade 2 or COM	Fabric Grade 3	Fabric Grade 4	Fabric Grade 5	Fabric Grade 6	
<b>Two Seat</b>   QUHDBL2A-04	<b>Standard Frame</b> Quanta QUHD Beam 4-Leg Base 2 Seat Seat - Upholstered With Arms on Ends Only	QUHDBL2A-04	72			2075	2153	2231	2295	2375	
	<b>Corner Table Frame</b> Quanta QUHD Beam 4-Leg Base 2 Seat with Corner Table Right Seat - Upholstered With Arms on Ends Only	QUHDBL2A-04 R	81			2235	2314	2392	2458	2535	
	<b>Corner Table</b> Ordered Separately	AQUHDBL3 2634RE	18	973 1603 2398							<b>Corner Table Top</b> LPIS, LPFIS LWIS, LWFIS VWIS, VWFIS
	<b>Corner Table Frame</b> Quanta QUHD Beam 4-Leg Base 2 Seat with Corner Table Left Seat - Upholstered With Arms on Ends Only	QUHDBL2A-04 L	81			2235	2314	2392	2458	2535	
	<b>Corner Table</b> Ordered Separately	AQUHDBL3 2634RE	18	973 1603 2398							<b>Corner Table Top</b> LPIS, LPFIS LWIS, LWFIS VWIS, VWFIS




LP1S



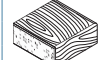
LPF1S



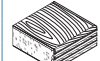
LW1S



LWF1S



VW1S



VWF1S

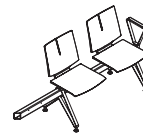
For model numbers that have a corner table option, the corner table must be purchased separately.

## COM Yardage

Refer to page 271.


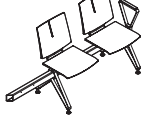

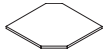





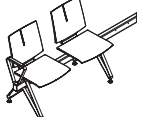
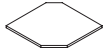
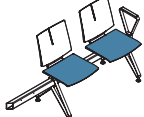
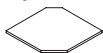
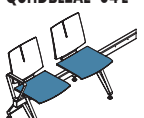
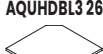
## To Order, Specify...

- Model Number
- Shell Color
- Leg Color
- Upholstery Selection
- Top Material
- Edge Detail and Color



Questions?

800 876 2120

Style	Description	Model #	Product Wt	material > grade >	Corner Top	Poly Shell	Fabric Grade 2 or COM	Fabric Grade 3	Fabric Grade 4	Fabric Grade 5	Fabric Grade 6	Top	
<b>Two Seat</b>   QUHDBL2AE-07 R	<b>Corner Table Frame</b> Quanta QUHD Beam 4-Leg Base 2 Seat with Corner Table Right With Arm on One End Only 	QUHDBL2AE-07 R	74			1901							 LP1S
	<b>Corner Table</b> Ordered Separately 	AQUHDBL3 2634RE	18	973 1603 2398								<b>Corner Table Top</b> LP1S, LPF1S LW1S, LWF1S VW1S, VWF1S	 LPF1S  LW1S  LWF1S  VW1S  VWF1S
	<b>Corner Table Frame</b> Quanta QUHD Beam 4-Leg Base 2 Seat with Corner Table Left With Arm on One End Only 	QUHDBL2AE-07 L	74			1901							
	<b>Corner Table</b> Ordered Separately 	AQUHDBL3 2634RE	18	973 1603 2398								<b>Corner Table Top</b> LP1S, LPF1S LW1S, LWF1S VW1S, VWF1S	
	<b>Corner Table Frame</b> Quanta QUHD Beam 4-Leg Base 2 Seat with Corner Table Right Seat - Upholstered With Arm on One End Only 	QUHDBL2AE-04 R	78				1850	1928	2007	2070	2148		
	<b>Corner Table</b> Ordered Separately 	AQUHDBL3 2634RE	18	973 1603 2398								<b>Corner Table Top</b> LP1S, LPF1S LW1S, LWF1S VW1S, VWF1S	
	<b>Corner Table Frame</b> Quanta QUHD Beam 4-Leg Base 2 Seat with Corner Table Left Seat - Upholstered With Arm on One End Only 	QUHDBL2AE-04 L	78				1850	1928	2007	2070	2148		
	<b>Corner Table</b> Ordered Separately 	AQUHDBL3 2634RE	18	973 1603 2398								<b>Corner Table Top</b> LP1S, LPF1S LW1S, LWF1S VW1S, VWF1S	

For model numbers that have a corner table option, the corner table must be purchased separately.

**COM Yardage**

Refer to page 271.

**Finish Options**

Chrome .....	\$ 165
Nickel .....	\$ 223
Powder Coat - Standard .....	n/c
Powder Coat - Premium .....	\$ 165

TRANSPARENT AND PLATINUM POWDER COAT NOT AVAILABLE  
BEAM WILL ALWAYS BE BLACK

**Wire Management Options**

Wire Management Beam (per beam) .....	WHDS
---------------------------------------	------

**Power and Data Options**

Please reference the Power & Data Price List

**Code**

**Price**


\$ 256
--------

**Custom Charges**

Powder Coat Alternative (per color) .....	OPA	call
---	-----	------

# Quanta Max

Poly Beam  
Armless



VERSTEEL

## Questions?

800 876 2120

				material > grade >	Corner Top	Poly Shell	Fabric Grade 2 or COM	Fabric Grade 3	Fabric Grade 4	Fabric Grade 5	Fabric Grade 6	Top	
Style	Description	Model #	Product Wt										
<b>Two Seat/One Top</b>   QUHDBL3-07 3	<b>Standard Frame</b> Quanta QUHD Beam 4-Leg Base 2 Seat, 1 Top Right Without Arms	QUHDBL3-07 3	80			1947 2285 2877						<b>Beam Table Top</b> LP1S, LPF1S LW1S, LWF1S VW1S, VWF1S	 LP1S  LPF1S  LW1S  LWF1S  VW1S  VWF1S
	<b>Corner Table Frame</b> Quanta QUHD Beam 4-Leg Base 2 Seat, 1 Top Right with Corner Table Left Without Arms	QUHDBL3-07 3L	91			2108 2446 3036						<b>Beam Table Top</b> LP1S, LPF1S LW1S, LWF1S VW1S, VWF1S	 LP1S  LPF1S  LW1S  LWF1S  VW1S  VWF1S
	<b>Corner Table</b> Ordered Separately	AQUHDBL3 2939RE	22	973 1603 2398								<b>Corner Table Top</b> LP1S, LPF1S LW1S, LWF1S VW1S, VWF1S	 LP1S  LPF1S  LW1S  LWF1S  VW1S  VWF1S
	<b>Standard Frame</b> Quanta QUHD Beam 4-Leg Base 2 Seat, 1 Top Right Seat - Upholstered Without Arms	QUHDBL3-04 3	83				2412 2749 3342	2495 2832 3424	2567 2905 3497	2632 2971 3560	2708 3047 3636	<b>Beam Table Top</b> LP1S, LPF1S LW1S, LWF1S VW1S, VWF1S	 LP1S  LPF1S  LW1S  LWF1S  VW1S  VWF1S
	<b>Corner Table Frame</b> Quanta QUHD Beam 4-Leg Base 2 Seat, 1 Top Right with Corner Table Left Seat - Upholstered Without Arms	QUHDBL3-04 3L	94				2573 2911 3503	2650 2988 3579	2727 3064 3658	2793 3131 3720	2869 3207 3799	<b>Beam Table Top</b> LP1S, LPF1S LW1S, LWF1S VW1S, VWF1S	 LP1S  LPF1S  LW1S  LWF1S  VW1S  VWF1S
	<b>Corner Table</b> Ordered Separately	AQUHDBL3 2939RE	22	973 1603 2398								<b>Corner Table Top</b> LP1S, LPF1S LW1S, LWF1S VW1S, VWF1S	 LP1S  LPF1S  LW1S  LWF1S  VW1S  VWF1S

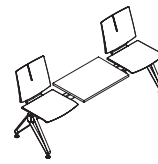
For model numbers that have a corner table option, the corner table must be purchased separately.

## COM Yardage

Refer to page 271.
































## To Order, Specify...

- Model Number
- Shell Color
- Leg Color
- Upholstery Selection
- Top Material
- Edge Detail and Color



Questions?

800 876 2120

				material > grade >	Corner Top	Poly Shell	Fabric Grade 2 or COM	Fabric Grade 3	Fabric Grade 4	Fabric Grade 5	Fabric Grade 6	Top	
Style	Description	Model #	Product Wt										
<b>Two Seat/One Top</b>   QUHDBL3-07 2	<b>Standard Frame</b> Quanta QUHD Beam 4-Leg Base 2 Seat, 1 Top Center Without Arms	QUHDBL3-07 2	80			1947 2285 2877						<b>Beam Table Top</b> LPIS, LPFIS LWIS, LWFIS VWIS, VWFIS	 LPIS  LPFIS  LWIS  LWFIS  VWIS  VWFIS
	<b>Corner Table Frame</b> Quanta QUHD Beam 4-Leg Base 2 Seat, 1 Top Center with Corner Table Right Without Arms	QUHDBL3-07 2R	91			2108 2446 3036						<b>Beam Table Top</b> LPIS, LPFIS LWIS, LWFIS VWIS, VWFIS	 LPIS  LPFIS  LWIS  LWFIS  VWIS  VWFIS
	<b>Corner Table</b> Ordered Separately	AQUHDBL3 2939RE	22		973 1603 2398							<b>Corner Table Top</b> LPIS, LPFIS LWIS, LWFIS VWIS, VWFIS	 LPIS  LPFIS  LWIS  LWFIS  VWIS  VWFIS
	<b>Corner Table Frame</b> Quanta QUHD Beam 4-Leg Base 2 Seat, 1 Top Center with Corner Table Left Without Arms	QUHDBL3-07 2L	91			2108 2446 3036						<b>Beam Table Top</b> LPIS, LPFIS LWIS, LWFIS VWIS, VWFIS	 LPIS  LPFIS  LWIS  LWFIS  VWIS  VWFIS
	<b>Corner Table</b> Ordered Separately	AQUHDBL3 2939RE	22		973 1603 2398							<b>Corner Table Top</b> LPIS, LPFIS LWIS, LWFIS VWIS, VWFIS	 LPIS  LPFIS  LWIS  LWFIS  VWIS  VWFIS

For model numbers that have a corner table option, the corner table must be purchased separately.

**Finish Options**

Chrome .....	\$ 165
Nickel .....	\$ 223
Powder Coat - Standard .....	n/c
Powder Coat - Premium .....	\$ 165

TRANSPARENT AND PLATINUM POWDER COAT NOT AVAILABLE  
BEAM WILL ALWAYS BE BLACK

**Wire Management Options**

Wire Management Beam (per beam) ..... WHDS

**Power and Data Options**

Please reference the Power & Data Price List

**Code**

**Price**

\$ 256

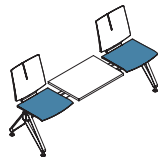
**Custom Charges**

Powder Coat Alternative (per color) ..... OPA

call

# Quanta Max

Poly Beam  
Armless



VERSTEEL

## Questions?

800 876 2120

				material > grade >	Corner Top	Poly Shell	Fabric Grade 2 or COM	Fabric Grade 3	Fabric Grade 4	Fabric Grade 5	Fabric Grade 6	Top	
Style	Description	Model #	Product Wt										
 QUHDBL3-04 2	<b>Two Seat/One Top</b> <b>Standard Frame</b> Quanta QUHD Beam 4-Leg Base 2 Seat, 1 Top Center Seat - Upholstered Without Arms	QUHDBL3-04 2	83				2412 2749 3342	2495 2832 3424	2567 2905 3497	2632 2971 3560	2708 3047 3636	<b>Beam Table Top</b> LP1S, LPF1S LW1S, LWF1S VW1S, VWF1S	 LP1S  LPF1S  LW1S  LWF1S  VW1S
	<b>Corner Table Frame</b> Quanta QUHD Beam 4-Leg Base 2 Seat, 1 Top Center with Corner Table Right Seat - Upholstered Without Arms	QUHDBL3-04 2R	94				2573 2911 3503	2650 2988 3579	2727 3064 3658	2793 3131 3720	2869 3207 3799	<b>Beam Table Top</b> LP1S, LPF1S LW1S, LWF1S VW1S, VWF1S	 LP1S  LPF1S  LW1S  LWF1S  VW1S
	<b>Corner Table</b> Ordered Separately	AQUHDBL3 2939RE	22	973 1603 2398								<b>Corner Table Top</b> LP1S, LPF1S LW1S, LWF1S VW1S, VWF1S	 LP1S  LPF1S  LW1S  LWF1S  VW1S
	<b>Corner Table Frame</b> Quanta QUHD Beam 4-Leg Base 2 Seat, 1 Top Center with Corner Table Left Seat - Upholstered Without Arms	QUHDBL3-04 2L	94				2573 2911 3503	2650 2988 3579	2727 3064 3658	2793 3131 3720	2869 3207 3799	<b>Beam Table Top</b> LP1S, LPF1S LW1S, LWF1S VW1S, VWF1S	 LP1S  LPF1S  LW1S  LWF1S  VW1S
	<b>Corner Table</b> Ordered Separately	AQUHDBL3 2939RE	22	973 1603 2398								<b>Corner Table Top</b> LP1S, LPF1S LW1S, LWF1S VW1S, VWF1S	


For model numbers that have a corner table option, the corner table must be purchased separately.

## COM Yardage

Refer to page 271.

## To Order, Specify...

- Model Number
- Shell Color
- Leg Color
- Upholstery Selection
- Top Material
- Edge Detail and Color



Questions?

800 876 2120

Style	Description	Model #	Product Wt	material > grade >	Corner Top	Poly Shell	Fabric Grade 2 or COM	Fabric Grade 3	Fabric Grade 4	Fabric Grade 5	Fabric Grade 6	Top	
<b>Two Seat/One Top</b>   QUHDBL3-071	<b>Standard Frame</b> Quanta QUHD Beam 4-Leg Base 2 Seat, 1 Top Left Without Arms	QUHDBL3-071	80			1947 2285 2877						<b>Beam Table Top</b> LPIS, LPFIS LWIS, LWFIS VWIS, VWFIS	 LPIS  LPFIS  LWIS  LWFIS  VWIS  VWFIS
	<b>Corner Table Frame</b> Quanta QUHD Beam 4-Leg Base 2 Seat, 1 Top Left with Corner Table Right Without Arms	QUHDBL3-071R	91			2108 2446 3036						<b>Beam Table Top</b> LPIS, LPFIS LWIS, LWFIS VWIS, VWFIS	 LPFIS  LWIS  LWFIS  VWIS  VWFIS
	<b>Corner Table</b> Ordered Separately	AQUHDBL3 2939RE	22		973 1603 2398							<b>Corner Table Top</b> LPIS, LPFIS LWIS, LWFIS VWIS, VWFIS	 LPFIS  LWIS  LWFIS  VWIS  VWFIS
	<b>Standard Frame</b> Quanta QUHD Beam 4-Leg Base 2 Seat, 1 Top Left Seat - Upholstered Without Arms	QUHDBL3-041	83				2412 2749 3342	2495 2832 3424	2567 2905 3497	2632 2971 3560	2708 3047 3636	<b>Beam Table Top</b> LPIS, LPFIS LWIS, LWFIS VWIS, VWFIS	 LPFIS  LWIS  LWFIS  VWIS  VWFIS
	<b>Corner Table Frame</b> Quanta QUHD Beam 4-Leg Base 2 Seat, 1 Top Left with Corner Table Right Seat - Upholstered Without Arms	QUHDBL3-041R	94				2573 2911 3503	2650 2988 3579	2727 3064 3658	2793 3131 3720	2869 3207 3799	<b>Beam Table Top</b> LPIS, LPFIS LWIS, LWFIS VWIS, VWFIS	 LPFIS  LWIS  LWFIS  VWIS  VWFIS
	<b>Corner Table</b> Ordered Separately	AQUHDBL3 2939RE	22		973 1603 2398							<b>Corner Table Top</b> LPIS, LPFIS LWIS, LWFIS VWIS, VWFIS	 LPFIS  LWIS  LWFIS  VWIS  VWFIS

For model numbers that have a corner table option, the corner table must be purchased separately.

**COM Yardage**

Refer to page 271.

**Finish Options**

Chrome .....	Price \$ 165
Nickel .....	\$ 223
Powder Coat - Standard .....	n/c
Powder Coat - Premium .....	\$ 165

TRANSPARENT AND PLATINUM POWDER COAT NOT AVAILABLE

BEAM WILL ALWAYS BE BLACK

**Wire Management Options**

Wire Management Beam (per beam) ..... WHDS

**Power and Data Options**

Please reference the Power & Data Price List

**Code**

**Price**

\$ 256


**Custom Charges**

Powder Coat Alternative (per color) ..... OPA

call

# Quanta Max






































Poly Beam  
Arms on Both Seats



VERSTEEL

## Questions?

800 876 2120

				material > grade >	Corner Top	Poly Shell	Fabric Grade 2 or COM	Fabric Grade 3	Fabric Grade 4	Fabric Grade 5	Fabric Grade 6	Top	
Style	Description	Model #	Product Wt										
<b>Two Seat/One Top</b>    QUHDBL3AA-07 3	<b>Standard Frame</b> Quanta QUHD Beam 4-Leg Base 2 Seat, 1 Top Right With Arms on Both Seats	QUHDBL3AA-07 3	88			2462 2801 3393						<b>Beam Table Top</b> LP1S, LPF1S LW1S, LWF1S VW1S, VWF1S	 LP1S  LPF1S  LW1S  LWF1S  VW1S  VWF1S
	<b>Corner Table Frame</b> Quanta QUHD Beam 4-Leg Base 2 Seat, 1 Top Right with Corner Table Left With Arms on Both Seats	QUHDBL3AA-07 3L	97			2623 2963 3552						<b>Beam Table Top</b> LP1S, LPF1S LW1S, LWF1S VW1S, VWF1S	 LP1S  LPF1S  LW1S  LWF1S  VW1S  VWF1S
	<b>Corner Table</b> Ordered Separately	AQUHDBL3 2634RE	18	973 1603 2398								<b>Corner Table Top</b> LP1S, LPF1S LW1S, LWF1S VW1S, VWF1S	 LP1S  LPF1S  LW1S  LWF1S  VW1S  VWF1S
	<b>Standard Frame</b> Quanta QUHD Beam 4-Leg Base 2 Seat, 1 Top Right Seat - Upholstered With Arms on Both Seats	QUHDBL3AA-04 3	96				2927 3266 3858	3003 3344 3934	3082 3422 4013	3148 3484 4076	3226 3564 4154	<b>Beam Table Top</b> LP1S, LPF1S LW1S, LWF1S VW1S, VWF1S	 LP1S  LPF1S  LW1S  LWF1S  VW1S  VWF1S
	<b>Corner Table Frame</b> Quanta QUHD Beam 4-Leg Base 2 Seat, 1 Top Right with Corner Table Left Seat - Upholstered With Arms on Both Seats	QUHDBL3AA-04 3L	104				3088 3427 4018	3165 3505 4096	3242 3582 4172	3310 3647 4237	3388 3723 4315	<b>Beam Table Top</b> LP1S, LPF1S LW1S, LWF1S VW1S, VWF1S	 LP1S  LPF1S  LW1S  LWF1S  VW1S  VWF1S
	<b>Corner Table</b> Ordered Separately	AQUHDBL3 2634RE	18	973 1603 2398								<b>Corner Table Top</b> LP1S, LPF1S LW1S, LWF1S VW1S, VWF1S	 LP1S  LPF1S  LW1S  LWF1S  VW1S  VWF1S

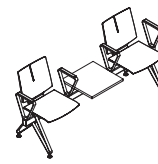
For model numbers that have a corner table option, the corner table must be purchased separately.

## COM Yardage

Refer to page 271.
































## To Order, Specify...

- Model Number
- Shell Color
- Leg Color
- Upholstery Selection
- Top Material
- Edge Detail and Color



Questions?

800 876 2120

				material > grade >	Corner Top	Poly Shell	Fabric Grade 2 or COM	Fabric Grade 3	Fabric Grade 4	Fabric Grade 5	Fabric Grade 6	Top	
Style	Description	Model #	Product Wt										
<b>Two Seat/One Top</b>   QUHDBL3AA-07 2	<b>Standard Frame</b> Quanta QUHD Beam 4-Leg Base 2 Seat, 1 Top Center With Arms on Both Seats	QUHDBL3AA-07 2	93			2462 2801 3393						<b>Beam Table Top</b> LPIS, LPFIS LWIS, LWFIS VWIS, VWFIS	 LPIS  LPFIS  LWIS  LWFIS  VWIS  VWFIS
	<b>Corner Table Frame</b> Quanta QUHD Beam 4-Leg Base 2 Seat, 1 Top Center with Corner Table Right With Arms on Both Seats	QUHDBL3AA-07 2R	102			2623 2963 3552						<b>Beam Table Top</b> LPIS, LPFIS LWIS, LWFIS VWIS, VWFIS	 LPIS  LPFIS  LWIS  LWFIS  VWIS  VWFIS
	<b>Corner Table</b> Ordered Separately	AQUHDBL3 2634RE	18		973 1603 2398							<b>Corner Table Top</b> LPIS, LPFIS LWIS, LWFIS VWIS, VWFIS	 LPIS  LPFIS  LWIS  LWFIS  VWIS  VWFIS
	<b>Corner Table Frame</b> Quanta QUHD Beam 4-Leg Base 2 Seat, 1 Top Center with Corner Table Left With Arms on Both Seats	QUHDBL3AA-07 2L	102			2623 2963 3552						<b>Beam Table Top</b> LPIS, LPFIS LWIS, LWFIS VWIS, VWFIS	 LPIS  LPFIS  LWIS  LWFIS  VWIS  VWFIS
	<b>Corner Table</b> Ordered Separately	AQUHDBL3 2634RE	18		973 1603 2398							<b>Corner Table Top</b> LPIS, LPFIS LWIS, LWFIS VWIS, VWFIS	 LPIS  LPFIS  LWIS  LWFIS  VWIS  VWFIS

For model numbers that have a corner table option, the corner table must be purchased separately.

**Finish Options**

Chrome .....	\$ 165
Nickel .....	\$ 223
Powder Coat - Standard .....	n/c
Powder Coat - Premium .....	\$ 165

TRANSPARENT AND PLATINUM POWDER COAT NOT AVAILABLE  
BEAM WILL ALWAYS BE BLACK

**Wire Management Options**

Wire Management Beam (per beam) ..... WHDS

**Power and Data Options**

Please reference the Power & Data Price List

**Code**

**Price**

\$ 256

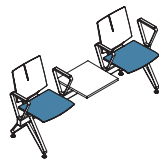
**Custom Charges**

Powder Coat Alternative (per color) ..... OPA

call

# Quanta Max

Poly Beam  
Arms on Both Seats



VERSTEEL

## Questions?

800 876 2120

				material > grade >	Corner Top	Poly Shell	Fabric Grade 2 or COM	Fabric Grade 3	Fabric Grade 4	Fabric Grade 5	Fabric Grade 6	Top	
Style	Description	Model #	Product Wt										
<b>Two Seat/One Top</b>   QUHDBL3AA-04 2	<b>Standard Frame</b> Quanta QUHD Beam 4-Leg Base 2 Seat, 1 Top Center Seat - Upholstered With Arms on Both Seats	QUHDBL3AA-04 2	98				2927 3266 3858	3003 3344 3934	3082 3422 4013	3148 3484 4076	3226 3564 4154	<b>Beam Table Top</b> LP1S, LPF1S LW1S, LWF1S VW1S, VWF1S	 LP1S  LPF1S  LW1S  LWF1S  VW1S  VWF1S
	<b>Corner Table Frame</b> Quanta QUHD Beam 4-Leg Base 2 Seat, 1 Top Center with Corner Table Right Seat - Upholstered With Arms on Both Seats	QUHDBL3AA-04 2R	106				3088 3427 4018	3165 3505 4096	3242 3582 4172	3310 3647 4237	3388 3723 4315	<b>Beam Table Top</b> LP1S, LPF1S LW1S, LWF1S VW1S, VWF1S	 LP1S  LPF1S  LW1S  LWF1S  VW1S  VWF1S
	<b>Corner Table</b> Ordered Separately	AQUHDBL3 2634RE	18	973 1603 2398								<b>Corner Table Top</b> LP1S, LPF1S LW1S, LWF1S VW1S, VWF1S	 LP1S  LPF1S  LW1S  LWF1S  VW1S  VWF1S
	<b>Corner Table Frame</b> Quanta QUHD Beam 4-Leg Base 2 Seat, 1 Top Center with Corner Table Left Seat - Upholstered With Arms on Both Seats	QUHDBL3AA-04 2L	106				3088 3427 4018	3165 3505 4096	3242 3582 4172	3310 3647 4237	3388 3723 4315	<b>Beam Table Top</b> LP1S, LPF1S LW1S, LWF1S VW1S, VWF1S	 LP1S  LPF1S  LW1S  LWF1S  VW1S  VWF1S
	<b>Corner Table</b> Ordered Separately	AQUHDBL3 2634RE	18	973 1603 2398								<b>Corner Table Top</b> LP1S, LPF1S LW1S, LWF1S VW1S, VWF1S	 LP1S  LPF1S  LW1S  LWF1S  VW1S  VWF1S

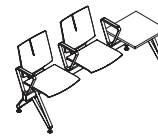
For model numbers that have a corner table option, the corner table must be purchased separately.

## COM Yardage

Refer to page 271.






































## To Order, Specify...

- Model Number
- Shell Color
- Leg Color
- Upholstery Selection
- Top Material
- Edge Detail and Color



Questions?

800 876 2120

				material > grade >	Corner Top	Poly Shell	Fabric Grade 2 or COM	Fabric Grade 3	Fabric Grade 4	Fabric Grade 5	Fabric Grade 6	Top	
Style	Description	Model #	Product Wt										
<b>Two Seat/One Top</b>   QUHDBL3AA-071	<b>Standard Frame</b> Quanta QUHD Beam 4-Leg Base 2 Seat, 1 Top Left With Arms on Both Seats	QUHDBL3AA-071	88			2462 2801 3393						<b>Beam Table Top</b> LPIS, LPFIS LWIS, LWFIS VWIS, VWFIS	 LPIS  LPFIS  LWIS  LWFIS  VWIS  VWFIS
	<b>Corner Table Frame</b> Quanta QUHD Beam 4-Leg Base 2 Seat, 1 Top Left with Corner Table Right With Arms on Both Seats	QUHDBL3AA-071R	97			2623 2963 3552						<b>Beam Table Top</b> LPIS, LPFIS LWIS, LWFIS VWIS, VWFIS	 LPIS  LPFIS  LWIS  LWFIS  VWIS  VWFIS
	<b>Corner Table</b> Ordered Separately	AQUHDBL3 2634RE	18		973 1603 2398							<b>Corner Table Top</b> LPIS, LPFIS LWIS, LWFIS VWIS, VWFIS	 LPIS  LPFIS  LWIS  LWFIS  VWIS  VWFIS
	<b>Standard Frame</b> Quanta QUHD Beam 4-Leg Base 2 Seat, 1 Top Left Seat - Upholstered With Arms on Both Seats	QUHDBL3AA-041	96			2927 3266 3858	3003 3344 3934	3082 3422 4013	3148 3484 4076	3226 3564 4154		<b>Beam Table Top</b> LPIS, LPFIS LWIS, LWFIS VWIS, VWFIS	 LPIS  LPFIS  LWIS  LWFIS  VWIS  VWFIS
	<b>Corner Table Frame</b> Quanta QUHD Beam 4-Leg Base 2 Seat, 1 Top Left with Corner Table Right Seat - Upholstered With Arms on Both Seats	QUHDBL3AA-041R	104			3088 3427 4018	3165 3505 4096	3242 3582 4172	3310 3647 4237	3388 3723 4315		<b>Beam Table Top</b> LPIS, LPFIS LWIS, LWFIS VWIS, VWFIS	 LPIS  LPFIS  LWIS  LWFIS  VWIS  VWFIS
	<b>Corner Table</b> Ordered Separately	AQUHDBL3 2634RE	18		973 1603 2398							<b>Corner Table Top</b> LPIS, LPFIS LWIS, LWFIS VWIS, VWFIS	 LPIS  LPFIS  LWIS  LWFIS  VWIS  VWFIS

For model numbers that have a corner table option, the corner table must be purchased separately.

**COM Yardage**

Refer to page 271.

**Finish Options**

Chrome .....	\$ 165
Nickel .....	\$ 223
Powder Coat - Standard .....	n/c
Powder Coat - Premium .....	\$ 165

TRANSPARENT AND PLATINUM POWDER COAT NOT AVAILABLE

BEAM WILL ALWAYS BE BLACK

**Wire Management Options**

Wire Management Beam (per beam) ..... WHDS

**Power and Data Options**

Please reference the Power & Data Price List

**Code**

**Price**

\$ 256


**Custom Charges**

Powder Coat Alternative (per color) ..... OPA

call

# Quanta Max






































Poly Beam  
Arms on Ends



VERSTEEL

## Questions?

800 876 2120

				material > grade >	Corner Top	Poly Shell	Fabric Grade 2 or COM	Fabric Grade 3	Fabric Grade 4	Fabric Grade 5	Fabric Grade 6	Top	
Style	Description	Model #	Product Wt										
 <p>QUHDBL3A-07 3</p>	<b>Two Seat/One Top</b> <b>Standard Frame</b> Quanta QUHD Beam 4-Leg Base 2 Seat, 1 Top Right With Arms on Ends Only	QUHDBL3A-07 3	88			2205 2543 3134						<b>Beam Table Top</b> LP1S, LPF1S LW1S, LWF1S VW1S, VWF1S	 LP1S  LPF1S  LW1S  LWF1S  VW1S  VWF1S
	<b>Corner Table Frame</b> Quanta QUHD Beam 4-Leg Base 2 Seat, 1 Top Right with Corner Table Left With Arms on Ends Only	QUHDBL3A-07 3L	96			2366 2704 3295						<b>Beam Table Top</b> LP1S, LPF1S LW1S, LWF1S VW1S, VWF1S	 LP1S  LPF1S  LW1S  LWF1S  VW1S  VWF1S
	<b>Corner Table</b> Ordered Separately	AQUHDBL3 2634RE	18	973 1603 2398								<b>Corner Table Top</b> LP1S, LPF1S LW1S, LWF1S VW1S, VWF1S	 LP1S  LPF1S  LW1S  LWF1S  VW1S  VWF1S
	<b>Standard Frame</b> Quanta QUHD Beam 4-Leg Base 2 Seat, 1 Top Right Seat - Upholstered With Arms on Ends Only	QUHDBL3A-04 3	92			2668 3008 3598	2746 3084 3676	2824 3162 3752	2890 3230 3819	2967 3307 3894		<b>Beam Table Top</b> LP1S, LPF1S LW1S, LWF1S VW1S, VWF1S	 LP1S  LPF1S  LW1S  LWF1S  VW1S  VWF1S
	<b>Corner Table Frame</b> Quanta QUHD Beam 4-Leg Base 2 Seat, 1 Top Right with Corner Table Left Seat - Upholstered With Arms on Ends Only	QUHDBL3A-04 3L	102			2829 3169 3758	2907 3246 3836	2984 3322 3914	3051 3391 3980	3127 3468 4055		<b>Beam Table Top</b> LP1S, LPF1S LW1S, LWF1S VW1S, VWF1S	 LP1S  LPF1S  LW1S  LWF1S  VW1S  VWF1S
	<b>Corner Table</b> Ordered Separately	AQUHDBL3 2634RE	18	973 1603 2398								<b>Corner Table Top</b> LP1S, LPF1S LW1S, LWF1S VW1S, VWF1S	 LP1S  LPF1S  LW1S  LWF1S  VW1S  VWF1S

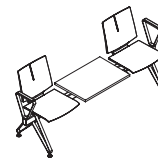
For model numbers that have a corner table option, the corner table must be purchased separately.

## COM Yardage

Refer to page 271.
































## To Order, Specify...

- Model Number
- Shell Color
- Leg Color
- Upholstery Selection
- Top Material
- Edge Detail and Color



Questions?

800 876 2120

				material > grade >	Corner Top	Poly Shell	Fabric Grade 2 or COM	Fabric Grade 3	Fabric Grade 4	Fabric Grade 5	Fabric Grade 6	Top	
Style	Description	Model #	Product Wt										
<b>Two Seat/One Top</b>    QUHDBL3A-07 2	<b>Standard Frame</b> Quanta QUHD Beam 4-Leg Base 2 Seat, 1 Top Center With Arms on Ends Only	QUHDBL3A-07 2	88			2205 2543 3134						<b>Beam Table Top</b> LPIS, LPFIS LWIS, LWFIS VWIS, VWFIS	 LPIS  LPFIS  LWIS  LWFIS  VWIS  VWFIS
	<b>Corner Table Frame</b> Quanta QUHD Beam 4-Leg Base 2 Seat, 1 Top Center with Corner Table Right With Arms on Ends Only	QUHDBL3A-07 2R	96			2366 2704 3295						<b>Beam Table Top</b> LPIS, LPFIS LWIS, LWFIS VWIS, VWFIS	 LPIS  LPFIS  LWIS  LWFIS  VWIS  VWFIS
	<b>Corner Table</b> Ordered Separately	AQUHDBL3 2634RE	18		973 1603 2398							<b>Corner Table Top</b> LPIS, LPFIS LWIS, LWFIS VWIS, VWFIS	 LPIS  LPFIS  LWIS  LWFIS  VWIS  VWFIS
	<b>Corner Table Frame</b> Quanta QUHD Beam 4-Leg Base 2 Seat, 1 Top Center with Corner Table Left With Arms on Ends Only	QUHDBL3A-07 2L	96			2366 2704 3295						<b>Beam Table Top</b> LPIS, LPFIS LWIS, LWFIS VWIS, VWFIS	 LPIS  LPFIS  LWIS  LWFIS  VWIS  VWFIS
	<b>Corner Table</b> Ordered Separately	AQUHDBL3 2634RE	18		973 1603 2398							<b>Corner Table Top</b> LPIS, LPFIS LWIS, LWFIS VWIS, VWFIS	 LPIS  LPFIS  LWIS  LWFIS  VWIS  VWFIS

For model numbers that have a corner table option, the corner table must be purchased separately.

**Finish Options**

	Price
Chrome .....	\$ 165
Nickel .....	\$ 223
Powder Coat - Standard .....	n/c
Powder Coat - Premium .....	\$ 165

TRANSPARENT AND PLATINUM POWDER COAT NOT AVAILABLE  
BEAM WILL ALWAYS BE BLACK

**Wire Management Options**

Wire Management Beam (per beam) ..... WHDS

**Power and Data Options**

Please reference the Power & Data Price List

**Code**

**Price**

\$ 256

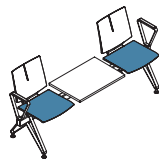
**Custom Charges**

Powder Coat Alternative (per color) ..... OPA

call

# Quanta Max

Poly Beam  
Arms on Ends



VERSTEEL

## Questions?

800 876 2120

				material > grade >	Corner Top	Poly Shell	Fabric Grade 2 or COM	Fabric Grade 3	Fabric Grade 4	Fabric Grade 5	Fabric Grade 6	Top	
Style	Description	Model #	Product Wt										
 QUHDBL3A-04 2	<b>Two Seat/One Top</b> <b>Standard Frame</b> Quanta QUHD Beam 4-Leg Base 2 Seat, 1 Top Center Seat - Upholstered With Arms on Ends Only	QUHDBL3A-04 2	92				2668 3008 3598	2746 3084 3676	2824 3162 3752	2890 3230 3819	2967 3307 3894	<b>Beam Table Top</b> LPIS, LPFIS LWIS, LWFIS VWIS, VWFIS	 LPIS  LPFIS  LWIS  LWFIS  VWIS  VWFIS
	<b>Corner Table Frame</b> Quanta QUHD Beam 4-Leg Base 2 Seat, 1 Top Center with Corner Table Right Seat - Upholstered With Arms on Ends Only	QUHDBL3A-04 2R	102				2829 3169 3758	2907 3246 3836	2984 3322 3914	3051 3391 3980	3127 3468 4055	<b>Beam Table Top</b> LPIS, LPFIS LWIS, LWFIS VWIS, VWFIS	 LPIS  LPFIS  LWIS  LWFIS  VWIS  VWFIS
	<b>Corner Table</b> Ordered Separately	AQUHDBL3 2634RE	18	973 1603 2398								<b>Corner Table Top</b> LPIS, LPFIS LWIS, LWFIS VWIS, VWFIS	 LPIS  LPFIS  LWIS  LWFIS  VWIS  VWFIS
	<b>Corner Table Frame</b> Quanta QUHD Beam 4-Leg Base 2 Seat, 1 Top Center with Corner Table Left Seat - Upholstered With Arms on Ends Only	QUHDBL3A-04 2L	102				2829 3169 3758	2907 3246 3836	2984 3322 3914	3051 3391 3980	3127 3468 4055	<b>Beam Table Top</b> LPIS, LPFIS LWIS, LWFIS VWIS, VWFIS	 LPIS  LPFIS  LWIS  LWFIS  VWIS  VWFIS
	<b>Corner Table</b> Ordered Separately	AQUHDBL3 2634RE	18	973 1603 2398								<b>Corner Table Top</b> LPIS, LPFIS LWIS, LWFIS VWIS, VWFIS	 LPIS  LPFIS  LWIS  LWFIS  VWIS  VWFIS


For model numbers that have a corner table option, the corner table must be purchased separately.

## COM Yardage

Refer to page 271.






































## To Order, Specify...

- Model Number
- Shell Color
- Leg Color
- Upholstery Selection
- Top Material
- Edge Detail and Color



Questions?

800 876 2120

				material > grade >	Corner Top	Poly Shell	Fabric Grade 2 or COM	Fabric Grade 3	Fabric Grade 4	Fabric Grade 5	Fabric Grade 6	Top	
Style	Description	Model #	Product Wt										
<b>Two Seat/One Top</b>   QUHDBL3A-071	<b>Standard Frame</b> Quanta QUHD Beam 4-Leg Base 2 Seat, 1 Top Left With Arms on Ends Only	QUHDBL3A-071	88			2205 2543 3134						<b>Beam Table Top</b> LPIS, LPFIS LWIS, LWFIS VWIS, VWFIS	 LP1S  LPF1S  LW1S  LWF1S  VW1S  VWF1S
	<b>Corner Table Frame</b> Quanta QUHD Beam 4-Leg Base 2 Seat, 1 Top Left with Corner Table Right With Arms on Ends Only	QUHDBL3A-071R	96			2366 2704 3295						<b>Beam Table Top</b> LPIS, LPFIS LWIS, LWFIS VWIS, VWFIS	 LP1S  LPF1S  LW1S  LWF1S  VW1S  VWF1S
	<b>Corner Table</b> Ordered Separately	AQUHDBL3 2634RE	18		973 1603 2398							<b>Corner Table Top</b> LPIS, LPFIS LWIS, LWFIS VWIS, VWFIS	 LP1S  LPF1S  LW1S  LWF1S  VW1S  VWF1S
	<b>Standard Frame</b> Quanta QUHD Beam 4-Leg Base 2 Seat, 1 Top Left Seat - Upholstered With Arms on Ends Only	QUHDBL3A-041	92				2668 3008 3598	2746 3084 3676	2824 3162 3752	2890 3230 3819	2967 3307 3894	<b>Beam Table Top</b> LPIS, LPFIS LWIS, LWFIS VWIS, VWFIS	 LP1S  LPF1S  LW1S  LWF1S  VW1S  VWF1S
	<b>Corner Table Frame</b> Quanta QUHD Beam 4-Leg Base 2 Seat, 1 Top Left with Corner Table Right Seat - Upholstered With Arms on Ends Only	QUHDBL3A-041R	102				2829 3169 3758	2907 3246 3836	2984 3322 3914	3051 3391 3980	3127 3468 4055	<b>Beam Table Top</b> LPIS, LPFIS LWIS, LWFIS VWIS, VWFIS	 LP1S  LPF1S  LW1S  LWF1S  VW1S  VWF1S
	<b>Corner Table</b> Ordered Separately	AQUHDBL3 2634RE	18		973 1603 2398							<b>Corner Table Top</b> LPIS, LPFIS LWIS, LWFIS VWIS, VWFIS	 LP1S  LPF1S  LW1S  LWF1S  VW1S  VWF1S

For model numbers that have a corner table option, the corner table must be purchased separately.

**COM Yardage**

Refer to page 271.

**Finish Options**

Chrome .....	\$ 165
Nickel .....	\$ 223
Powder Coat - Standard .....	n/c
Powder Coat - Premium .....	\$ 165

TRANSPARENT AND PLATINUM POWDER COAT NOT AVAILABLE

BEAM WILL ALWAYS BE BLACK

**Wire Management Options**

Wire Management Beam (per beam) ..... WHDS

**Power and Data Options**

Please reference the Power & Data Price List

**Code**

**Price**

\$ 256

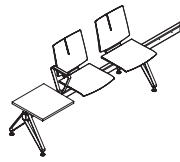
**Custom Charges**

Powder Coat Alternative (per color) ..... OPA

call

# Quanta Max

Poly Beam  
Arm on One End Outside Seat



VERSTEEL

## Questions?

800 876 2120

				material > grade >	Corner Top	Poly Shell	Fabric Grade 2 or COM	Fabric Grade 3	Fabric Grade 4	Fabric Grade 5	Fabric Grade 6	Top	
Style	Description	Model #	Product Wt										
<b>Two Seat/One Top</b>   QUHDBL3AE-07 3L	<b>Corner Table Frame</b> Quanta QUHD Beam 4-Leg Base 2 Seat, 1 Top Right with Corner Table Left With Arm on 1 End Outside Seat	QUHDBL3AE-07 3L	92			2235 2578 3165						<b>Beam Table Top</b> LP1S, LPF1S LW1S, LWF1S VW1S, VWF1S	 LP1S  LPF1S
	<b>Corner Table</b> Ordered Separately	AQUHDBL3 2634RE	18		973 1603 2398							<b>Corner Table Top</b> LP1S, LPF1S LW1S, LWF1S VW1S, VWF1S	 LW1S
	<b>Corner Table Frame</b> Quanta QUHD Beam 4-Leg Base 2 Seat, 1 Top Right with Corner Table Left Seat - Upholstered With Arm on 1 End Outside Seat	QUHDBL3AE-04 3L	96				2700 3039 3631	2779 3118 3708	2856 3193 3786	2920 3261 3851	2999 3337 3930	<b>Beam Table Top</b> LP1S, LPF1S LW1S, LWF1S VW1S, VWF1S	 LWF1S  VW1S
	<b>Corner Table</b> Ordered Separately	AQUHDBL3 2634RE	18		973 1603 2398							<b>Corner Table Top</b> LP1S, LPF1S LW1S, LWF1S VW1S, VWF1S	 VWF1S

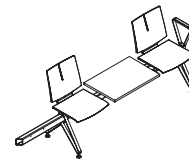
For model numbers that have a corner table option, the corner table must be purchased separately.

## COM Yardage

Refer to page 271.

## To Order, Specify...

- Model Number
- Shell Color
- Leg Color
- Upholstery Selection
- Top Material
- Edge Detail and Color



Questions?

800 876 2120

Style	Description	Model #	Product Wt	material > grade >	Corner Top	Poly Shell	Fabric Grade 2 or COM	Fabric Grade 3	Fabric Grade 4	Fabric Grade 5	Fabric Grade 6	Top	
<b>Two Seat/One Top</b>   QUHDBL3AE-07 2R	<b>Corner Table Frame</b> Quanta QUHD Beam 4-Leg Base 2 Seat, 1 Top Center with Corner Table Right With Arm on 1 End Outside Seat	QUHDBL3AE-07 2R	97			2235 2578 3165						<b>Beam Table Top</b> LPIS, LPFIS LWIS, LWFIS VWIS, VWFIS	 LPIS  LPFIS  LWIS  LWFIS  VWIS  VWFIS
	<b>Corner Table</b> Ordered Separately	AQUHDBL3 2634RE	18		973 1603 2398							<b>Corner Table Top</b> LPIS, LPFIS LWIS, LWFIS VWIS, VWFIS	 LPIS  LPFIS  LWIS  LWFIS  VWIS  VWFIS
	<b>Corner Table Frame</b> Quanta QUHD Beam 4-Leg Base 2 Seat, 1 Top Center with Corner Table Left With Arm on 1 End Outside Seat	QUHDBL3AE-07 2L	97			2235 2578 3165						<b>Beam Table Top</b> LPIS, LPFIS LWIS, LWFIS VWIS, VWFIS	 LPIS  LPFIS  LWIS  LWFIS  VWIS  VWFIS
	<b>Corner Table</b> Ordered Separately	AQUHDBL3 2634RE	18		973 1603 2398							<b>Corner Table Top</b> LPIS, LPFIS LWIS, LWFIS VWIS, VWFIS	 LPIS  LPFIS  LWIS  LWFIS  VWIS  VWFIS
	<b>Corner Table Frame</b> Quanta QUHD Beam 4-Leg Base 2 Seat, 1 Top Center with Corner Table Right Seat - Upholstered With Arm on 1 End Outside Seat	QUHDBL3AE-04 2R	101				2700 3039 3631	2779 3118 3708	2856 3193 3786	2920 3261 3851	2999 3337 3930	<b>Beam Table Top</b> LPIS, LPFIS LWIS, LWFIS VWIS, VWFIS	
	<b>Corner Table</b> Ordered Separately	AQUHDBL3 2634RE	18		973 1603 2398							<b>Corner Table Top</b> LPIS, LPFIS LWIS, LWFIS VWIS, VWFIS	
	<b>Corner Table Frame</b> Quanta QUHD Beam 4-Leg Base 2 Seat, 1 Top Center with Corner Table Left Seat - Upholstered With Arm on 1 End Outside Seat	QUHDBL3AE-04 2L	101				2700 3039 3631	2779 3118 3708	2856 3193 3786	2920 3261 3851	2999 3337 3930	<b>Beam Table Top</b> LPIS, LPFIS LWIS, LWFIS VWIS, VWFIS	
	<b>Corner Table</b> Ordered Separately	AQUHDBL3 2634RE	18		973 1603 2398							<b>Corner Table Top</b> LPIS, LPFIS LWIS, LWFIS VWIS, VWFIS	

For model numbers that have a corner table option, the corner table must be purchased separately.

**COM Yardage**

Refer to page 271.

**Finish Options**

Chrome .....	\$ 165
Nickel .....	\$ 223
Powder Coat - Standard .....	n/c
Powder Coat - Premium .....	\$ 165

TRANSPARENT AND PLATINUM POWDER COAT NOT AVAILABLE  
BEAM WILL ALWAYS BE BLACK

**Wire Management Options**

Wire Management Beam (per beam) ..... WHDS

**Power and Data Options**

Please reference the Power & Data Price List

**Code**

**Price**

\$ 256

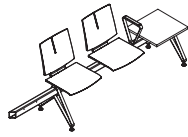
**Custom Charges**

Powder Coat Alternative (per color) ..... OPA

call

# Quanta Max

Poly Beam  
Arm on One End Outside Seat



VERSTEEL

## Questions?

800 876 2120

				material > grade >	Corner Top	Poly Shell	Fabric Grade 2 or COM	Fabric Grade 3	Fabric Grade 4	Fabric Grade 5	Fabric Grade 6	Top	
Style	Description	Model #	Product Wt										
<b>Two Seat/One Top</b>   QUHDBL3AE-071R	<b>Corner Table Frame</b> Quanta QUHD Beam 4-Leg Base 2 Seat, 1 Top Left with Corner Table Right With Arm on 1 End Outside Seat	QUHDBL3AE-071R	92			2235 2578 3165						<b>Beam Table Top</b> LP1S, LPF1S LW1S, LWF1S VW1S, VWF1S	 LP1S  LPF1S  LW1S  LWF1S  VW1S
	<b>Corner Table</b> Ordered Separately	AQUHDBL3 2634RE	18	973 1603 2398								<b>Corner Table Top</b> LP1S, LPF1S LW1S, LWF1S VW1S, VWF1S	 LP1S  LPF1S  LW1S  LWF1S  VW1S
	<b>Corner Table Frame</b> Quanta QUHD Beam 4-Leg Base 2 Seat, 1 Top Left with Corner Table Right Seat - Upholstered With Arm on 1 End Outside Seat	QUHDBL3AE-041R	96			2700 3039 3631	2779 3118 3708	2856 3193 3786	2920 3261 3851	2999 3337 3930		<b>Beam Table Top</b> LP1S, LPF1S LW1S, LWF1S VW1S, VWF1S	 LP1S  LPF1S  LW1S  LWF1S  VW1S
	<b>Corner Table</b> Ordered Separately	AQUHDBL3 2634RE	18	973 1603 2398								<b>Corner Table Top</b> LP1S, LPF1S LW1S, LWF1S VW1S, VWF1S	 LP1S  LPF1S  LW1S  LWF1S  VW1S

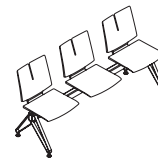
For model numbers that have a corner table option, the corner table must be purchased separately.

## COM Yardage

Refer to page 271.










## To Order, Specify...

- 1 Model Number
- 2 Shell Color
- 3 Leg Color
- 4 Upholstery Selection
- 5 Top Material
- 6 Edge Detail and Color



Questions?

800 876 2120

				material > grade >	Corner Top	Poly Shell	Fabric Grade 2 or COM	Fabric Grade 3	Fabric Grade 4	Fabric Grade 5	Fabric Grade 6	Top	
Style	Description	Model #	Product Wt										
<b>Three Seat</b>   QUHDBL3-07	<b>Standard Frame</b> Quanta QUHD Beam 4-Leg Base 3 Seat Without Arms	QUHDBL3-07	80			1843							 LP1S  LPF1S  LW1S  LWF1S
	<b>Corner Table Frame</b> Quanta QUHD Beam 4-Leg Base 3 Seat with Corner Table Right Without Arms	QUHDBL3-07 R	91			2007							 LW1S  LWF1S
	<b>Corner Table</b> Ordered Separately	AQUHDBL3 2939RE	22		973 1603 2398							<b>Corner Table Top</b> LPIS, LPFIS LWIS, LWFIS VWIS, VWFIS	 VW1S  VWF1S
	<b>Corner Table Frame</b> Quanta QUHD Beam 4-Leg Base 3 Seat with Corner Table Left Without Arms	QUHDBL3-07 L	91			2007							
	<b>Corner Table</b> Ordered Separately	AQUHDBL3 2939RE	22		973 1603 2398							<b>Corner Table Top</b> LPIS, LPFIS LWIS, LWFIS VWIS, VWFIS	

For model numbers that have a corner table option, the corner table must be purchased separately.

**Finish Options**

Chrome .....	Price \$ 165
Nickel .....	\$ 223
Powder Coat - Standard .....	n/c
Powder Coat - Premium .....	\$ 165

TRANSPARENT AND PLATINUM POWDER COAT NOT AVAILABLE  
BEAM WILL ALWAYS BE BLACK

**Wire Management Options**

Wire Management Beam (per beam) ..... WHDS

**Power and Data Options**

Please reference the Power & Data Price List

**Code**

**Price**

\$ 256

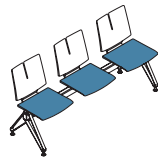
**Custom Charges**

Powder Coat Alternative (per color) ..... OPA

call

# Quanta Max

Poly Beam  
Armless



VERSTEEL

## Questions?

800 876 2120

				material > grade >	Corner Top	Poly Shell	Fabric Grade 2 or COM	Fabric Grade 3	Fabric Grade 4	Fabric Grade 5	Fabric Grade 6	Top	
Style	Description	Model #	Product Wt										
<b>Three Seat</b>   QUHDBL3-04	<b>Standard Frame</b> Quanta QUHD Beam 4-Leg Base 3 Seat Seat - Upholstered Without Arms	QUHDBL3-04	87				2541	2658	2773	2869	2984		 LP1S  LPF1S
	<b>Corner Table Frame</b> Quanta QUHD Beam 4-Leg Base 3 Seat with Corner Table Right Seat - Upholstered Without Arms	QUHDBL3-04 R	98				2700	2820	2935	3031	3148		 LW1S  LWF1S
	<b>Corner Table</b> Ordered Separately	AQUHDBL3 2939RE	22	973 1603 2398								<b>Corner Table Top</b> LP1S, LPF1S LW1S, LWF1S VW1S, VWF1S	 VW1S  VWF1S
	<b>Corner Table Frame</b> Quanta QUHD Beam 4-Leg Base 3 Seat with Corner Table Left Seat - Upholstered Without Arms	QUHDBL3-04 L	98				2700	2820	2935	3031	3148		
	<b>Corner Table</b> Ordered Separately	AQUHDBL3 2939RE	22	973 1603 2398								<b>Corner Table Top</b> LP1S, LPF1S LW1S, LWF1S VW1S, VWF1S	

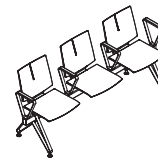
For model numbers that have a corner table option, the corner table must be purchased separately.

## COM Yardage

Refer to page 271.








## To Order, Specify...

- Model Number
- Shell Color
- Leg Color
- Upholstery Selection
- Top Material
- Edge Detail and Color



Questions?

800 876 2120

				material > grade >	Corner Top	Poly Shell	Fabric Grade 2 or COM	Fabric Grade 3	Fabric Grade 4	Fabric Grade 5	Fabric Grade 6	Top	
Style	Description	Model #	Product Wt										
<b>Three Seat</b>   QUHDBL3AA-07	<b>Standard Frame</b> Quanta QUHD Beam 4-Leg Base 3 Seat With Arms on All 3 Seats	QUHDBL3AA-07	96			2618							 LP1S
	<b>Corner Table Frame</b> Quanta QUHD Beam 4-Leg Base 3 Seat with Corner Table Right With Arms on All 3 Seats	QUHDBL3AA-07 R	106			2779							 LPF1S
	<b>Corner Table</b> Ordered Separately	AQUHDBL3 2634RE	18	973 1603 2398								<b>Corner Table Top</b> LPIS, LPFIS LWIS, LWFIS VWIS, VWFIS	 LW1S   LWF1S
	<b>Corner Table Frame</b> Quanta QUHD Beam 4-Leg Base 3 Seat with Corner Table Left With Arms on All 3 Seats	QUHDBL3AA-07 L	106			2779							 VW1S   VWF1S
	<b>Corner Table</b> Ordered Separately	AQUHDBL3 2634RE	18	973 1603 2398								<b>Corner Table Top</b> LPIS, LPFIS LWIS, LWFIS VWIS, VWFIS	

For model numbers that have a corner table option, the corner table must be purchased separately.

**Finish Options**

Chrome .....	Price \$ 165
Nickel .....	\$ 223
Powder Coat - Standard .....	n/c
Powder Coat - Premium .....	\$ 165

TRANSPARENT AND PLATINUM POWDER COAT NOT AVAILABLE  
BEAM WILL ALWAYS BE BLACK

**Wire Management Options**

Wire Management Beam (per beam) ..... WHDS

**Power and Data Options**

Please reference the Power & Data Price List

**Code**

**Price**

\$ 256

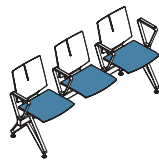
**Custom Charges**

Powder Coat Alternative (per color) ..... OPA

call

**Quanta Max**

Poly Beam  
Arms on All Three Seats

**VERSTEEL****Questions?**

800 876 2120

				material > grade >	Corner Top	Poly Shell	Fabric Grade 2 or COM	Fabric Grade 3	Fabric Grade 4	Fabric Grade 5	Fabric Grade 6	Top	
Style	Description	Model #	Product Wt										
<b>Three Seat</b>   QUHDBL3AA-04	<b>Standard Frame</b> Quanta QUHD Beam 4-Leg Base 3 Seat Seat - Upholstered With Arms on All 3 Seats	QUHDBL3AA-04	104				3314	3430	3547	3644	3758		 LP1S  LPF1S
	<b>Corner Table Frame</b> Quanta QUHD Beam 4-Leg Base 3 Seat with Corner Table Right Seat - Upholstered With Arms on All 3 Seats	QUHDBL3AA-04 R	113				3476	3593	3708	3804	3920		 LW1S  LWF1S
	<b>Corner Table</b> Ordered Separately	AQUHDBL3 2634RE	18	973 1603 2398								<b>Corner Table Top</b> LP1S, LPF1S LW1S, LWF1S VW1S, VWF1S	 VW1S  VWF1S
	<b>Corner Table Frame</b> Quanta QUHD Beam 4-Leg Base 3 Seat with Corner Table Left Seat - Upholstered With Arms on All 3 Seats	QUHDBL3AA-04 L	113				3476	3593	3708	3804	3920		 VWF1S
	<b>Corner Table</b> Ordered Separately	AQUHDBL3 2634RE	18	973 1603 2398								<b>Corner Table Top</b> LP1S, LPF1S LW1S, LWF1S VW1S, VWF1S	

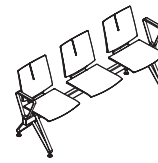
For model numbers that have a corner table option, the corner table must be purchased separately.

**COM Yardage**

Refer to page 271.








**To Order, Specify...**

- ① Model Number
- ② Shell Color
- ③ Leg Color
- ④ Upholstery Selection
- ⑤ Top Material
- ⑥ Edge Detail and Color



Questions?

800 876 2120

		material > grade >	Corner Top	Poly Shell	Fabric Grade 2 or COM	Fabric Grade 3	Fabric Grade 4	Fabric Grade 5	Fabric Grade 6	Top	
Style	Description	Model #	Product Wt								
<b>Three Seat</b>   QUHDBL3A-07	<b>Standard Frame</b> Quanta QUHD Beam 4-Leg Base 3 Seat With Arms on 2 End Seats	QUHDBL3A-07	90		2102						 LP1S  LPF1S  LW1S  LWF1S  VW1S  VWF1S
	<b>Corner Table Frame</b> Quanta QUHD Beam 4-Leg Base 3 Seat with Corner Table Right With Arms on 2 End Seats	QUHDBL3A-07 R	99		2262						
	<b>Corner Table</b> Ordered Separately	AQUHDBL3 2634RE	18	973 1603 2398						<b>Corner Table Top</b> LPIS, LPFIS LWIS, LWFIS VWIS, VWFIS	
	<b>Corner Table Frame</b> Quanta QUHD Beam 4-Leg Base 3 Seat with Corner Table Left With Arms on 2 End Seats	QUHDBL3A-07 L	99		2262						
	<b>Corner Table</b> Ordered Separately	AQUHDBL3 2634RE	18	973 1603 2398						<b>Corner Table Top</b> LPIS, LPFIS LWIS, LWFIS VWIS, VWFIS	

For model numbers that have a corner table option, the corner table must be purchased separately.

**Finish Options**

	Price
Chrome .....	\$ 165
Nickel .....	\$ 223
Powder Coat - Standard .....	n/c
Powder Coat - Premium .....	\$ 165

TRANSPARENT AND PLATINUM POWDER COAT NOT AVAILABLE  
BEAM WILL ALWAYS BE BLACK

**Wire Management Options**

Wire Management Beam (per beam) .....	Code WHDS
---------------------------------------	-----------

**Power and Data Options**

Please reference the Power & Data Price List

**Price**

\$ 256
--------

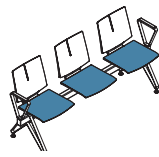
**Custom Charges**

Powder Coat Alternative (per color) .....	OPA
---	-----

call

# Quanta Max

Poly Beam  
Arm on 2 End Seats



VERSTEEL

## Questions?

800 876 2120

				material > grade >	Corner Top	Poly Shell	Fabric Grade 2 or COM	Fabric Grade 3	Fabric Grade 4	Fabric Grade 5	Fabric Grade 6	Top	
Style	Description	Model #	Product Wt										
<b>Three Seat</b>   QUHDBL3A-04	<b>Standard Frame</b> Quanta QUHD Beam 4-Leg Base 3 Seat Seat - Upholstered With Arms on 2 End Seats	QUHDBL3A-04	97				2798	2916	3031	3127	3242		 LP1S  LPF1S
	<b>Corner Table Frame</b> Quanta QUHD Beam 4-Leg Base 3 Seat with Corner Table Right Seat - Upholstered With Arms on 2 End Seats	QUHDBL3A-04 R	106				2961	3076	3191	3288	3402		 LW1S  LWF1S
	<b>Corner Table</b> Ordered Separately	AQUHDBL3 2634RE	18	973 1603 2398								<b>Corner Table Top</b> LP1S, LPF1S LW1S, LWF1S VW1S, VWF1S	 VW1S
	<b>Corner Table Frame</b> Quanta QUHD Beam 4-Leg Base 3 Seat with Corner Table Left Seat - Upholstered With Arms on 2 End Seats	QUHDBL3A-04 L	106				2961	3076	3191	3288	3402		 VWF1S
	<b>Corner Table</b> Ordered Separately	AQUHDBL3 2634RE	18	973 1603 2398								<b>Corner Table Top</b> LP1S, LPF1S LW1S, LWF1S VW1S, VWF1S	

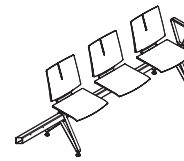
For model numbers that have a corner table option, the corner table must be purchased separately.

## COM Yardage

Refer to page 271.








## To Order, Specify...

- Model Number
- Shell Color
- Leg Color
- Upholstery Selection
- Top Material
- Edge Detail and Color



Questions?

800 876 2120

Style	Description	Model #	Product Wt	material > grade >	Corner Top	Poly Shell	Fabric Grade 2 or COM	Fabric Grade 3	Fabric Grade 4	Fabric Grade 5	Fabric Grade 6	Top	
<b>Three Seat</b>   QUHDBL3AE-07 R	<b>Corner Table Frame</b> Quanta QUHD Beam 4-Leg Base 3 Seat with Corner Table Right With Arm on 1 End Seat	QUHDBL3AE-07 R	98			2102							 LP1S  LPF1S  LW1S  LWF1S  VW1S  VWF1S
	<b>Corner Table</b> Ordered Separately	AQUHDBL3 2634RE	18		973 1603 2398							<b>Corner Table Top</b> LPIS, LPFIS LWIS, LWFIS VWIS, VWFIS	
	<b>Corner Table Frame</b> Quanta QUHD Beam 4-Leg Base 3 Seat with Corner Table Left With Arm on 1 End Seat	QUHDBL3AE-07 L	98			2102							
	<b>Corner Table</b> Ordered Separately	AQUHDBL3 2634RE	18		973 1603 2398							<b>Corner Table Top</b> LPIS, LPFIS LWIS, LWFIS VWIS, VWFIS	
	<b>Corner Table Frame</b> Quanta QUHD Beam 4-Leg Base 3 Seat with Corner Table Right Seat - Upholstered With Arm on 1 End Seat	QUHDBL3AE-04 R	103				2829	2916	3031	3127	3242		
	<b>Corner Table</b> Ordered Separately	AQUHDBL3 2634RE	18		973 1603 2398							<b>Corner Table Top</b> LPIS, LPFIS LWIS, LWFIS VWIS, VWFIS	
For model numbers that have a corner table option, the corner table must be purchased separately.  <b>COM Yardage</b> Refer to page 271.	<b>Corner Table Frame</b> Quanta QUHD Beam 4-Leg Base 3 Seat with Corner Table Left Seat - Upholstered With Arm on 1 End Seat	QUHDBL3AE-04 L	103				2829	2916	3031	3127	3242		
	<b>Corner Table</b> Ordered Separately	AQUHDBL3 2634RE	18		973 1603 2398							<b>Corner Table Top</b> LPIS, LPFIS LWIS, LWFIS VWIS, VWFIS	

**Finish Options**

Chrome .....	\$ 165
Nickel .....	\$ 223
Powder Coat - Standard .....	n/c
Powder Coat - Premium .....	\$ 165

TRANSPARENT AND PLATINUM POWDER COAT NOT  
AVAILABLE  
BEAM WILL ALWAYS BE BLACK

**Wire Management Options**

Wire Management Beam (per beam) .....	WHDS
---------------------------------------	------

**Power and Data Options**

Please reference the Power & Data Price List

**Code**

**Price**

\$ 256

**Custom Charges**

Powder Coat Alternative (per color) ..... OPA call

# Quanta Max
















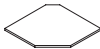






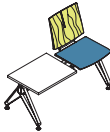













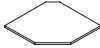






Ply Beam  
Armless



VERSTEEL

## Questions?

800 876 2120

				material > grade >	Corner Top	Wood Shell	Fabric Grade 2 or COM	Fabric Grade 3	Fabric Grade 4	Fabric Grade 5	Fabric Grade 6	Top	
Style	Description	Model #	Product Wt										
<div>One Seat/One Top</div> <div></div> <div>QUPYBL2-07 3</div>	<b>Standard Frame</b> Quanta QUPY Beam 4-Leg Base 1 Seat, 1 Top Right Without Arms	<b>QUPYBL2-07 3</b> 	59			1747 2088 2676						<b>Beam Table Top</b> LP1S, LPF1S LW1S, LWF1S VW1S, VWF1S	 LP1S  LPF1S  LW1S  LWF1S  VW1S  VWF1S
	<b>Corner Table Frame</b> Quanta QUPY Beam 4-Leg Base 1 Seat, 1 Top Right with Corner Table Left Without Arms	<b>QUPYBL2-07 3L</b> 	66			1911 2250 2840						<b>Beam Table Top</b> LP1S, LPF1S LW1S, LWF1S VW1S, VWF1S	 LP1S  LPF1S  LW1S  LWF1S  VW1S  VWF1S
	<b>Corner Table</b> Ordered Separately	<b>AQUHDBL3 2939RE</b> 	22	973 1603 2398								<b>Corner Table Top</b> LP1S, LPF1S LW1S, LWF1S VW1S, VWF1S	 LP1S  LPF1S  LW1S  LWF1S  VW1S  VWF1S
	<b>Standard Frame</b> Quanta QUPY Beam 4-Leg Base 1 Seat, 1 Top Right Seat Upholstered Without Arms	<b>QUPYBL2-04 3</b> 	58				1981 2319 2908	2018 2358 2948	2057 2398 2985	2091 2429 3021	2128 2468 3058	<b>Beam Table Top</b> LP1S, LPF1S LW1S, LWF1S VW1S, VWF1S	 LP1S  LPF1S  LW1S  LWF1S  VW1S  VWF1S
	<b>Corner Table Frame</b> Quanta QUPY Beam 4-Leg Base 1 Seat, 1 Top Right with Corner Table Left Seat Upholstered Without Arms	<b>QUPYBL2-04 3L</b> 	69				2143 2483 3072	2181 2520 3110	2221 2558 3151	2253 2590 3180	2290 2629 3218	<b>Beam Table Top</b> LP1S, LPF1S LW1S, LWF1S VW1S, VWF1S	 LP1S  LPF1S  LW1S  LWF1S  VW1S  VWF1S
	<b>Corner Table</b> Ordered Separately	<b>AQUHDBL3 2939RE</b> 	22	973 1603 2398								<b>Corner Table Top</b> LP1S, LPF1S LW1S, LWF1S VW1S, VWF1S	 LP1S  LPF1S  LW1S  LWF1S  VW1S  VWF1S

For model numbers that have a corner table option, the corner table must be purchased separately.

**COM Yardage**  
Refer to page 271.

For model numbers that have a corner table option, the corner table must be purchased separately.

## COM Yardage

Refer to page 271.

## To Order, Specify...

- Model Number
- Shell Color
- Leg Color
- Upholstery Selection
- Top Material
- Edge Detail and Color



Questions?

800 876 2120

				material > grade >	Corner Top	Wood Shell	Fabric Grade 2 or COM	Fabric Grade 3	Fabric Grade 4	Fabric Grade 5	Fabric Grade 6	Top	
Style	Description	Model #	Product Wt										
 QUPYBL2-071	<b>One Seat/One Top</b> <b>Standard Frame</b> Quanta QUPY Beam 4-Leg Base 1 Seat, 1 Top Left Without Arms	<b>QUPYBL2-071</b> 	55			1747 2088 2676						<b>Beam Table Top</b> LPIS, LPFIS LWIS, LWFIS VWIS, VWFIS	 LP1S  LPF1S  LW1S  LWF1S  VW1S  VWF1S
	<b>Corner Table Frame</b> Quanta QUPY Beam 4-Leg Base 1 Seat, 1 Top Left with Corner Table Right Without Arms	<b>QUPYBL2-071R</b> 	66			1911 2250 2840						<b>Beam Table Top</b> LPIS, LPFIS LWIS, LWFIS VWIS, VWFIS	 LPF1S  LW1S  LWF1S  VW1S  VWF1S
	<b>Corner Table</b> Ordered Separately	<b>AQUHDBL3 2939RE</b> 	22	973 1603 2398								<b>Corner Table Top</b> LPIS, LPFIS LWIS, LWFIS VWIS, VWFIS	 LWF1S  VW1S  VWF1S
	<b>Standard Frame</b> Quanta QUPY Beam 4-Leg Base 1 Seat, 1 Top Left Seat Upholstered Without Arms	<b>QUPYBL2-041</b> 	58			1981 2319 2908	2018 2358 2948	2057 2398 2985	2091 2429 3021	2128 2468 3058		<b>Beam Table Top</b> LPIS, LPFIS LWIS, LWFIS VWIS, VWFIS	 VW1S  VWF1S
	<b>Corner Table Frame</b> Quanta QUPY Beam 4-Leg Base 1 Seat, 1 Top Left with Corner Table Right Seat Upholstered Without Arms	<b>QUPYBL2-041R</b> 	69			2143 2483 3072	2181 2520 3110	2221 2558 3151	2253 2590 3180	2290 2629 3218		<b>Beam Table Top</b> LPIS, LPFIS LWIS, LWFIS VWIS, VWFIS	 VW1S  VWF1S
	<b>Corner Table</b> Ordered Separately	<b>AQUHDBL3 2939RE</b> 	22	973 1603 2398								<b>Corner Table Top</b> LPIS, LPFIS LWIS, LWFIS VWIS, VWFIS	

For model numbers that have a corner table option, the corner table must be purchased separately.

**COM Yardage**  
Refer to page 271.

**Finish Options**

Chrome .....	Price \$ 165
Nickel .....	\$ 223
Powder Coat - Standard .....	n/c
Powder Coat - Premium .....	\$ 165

TRANSPARENT AND PLATINUM POWDER COAT NOT AVAILABLE  
BEAM WILL ALWAYS BE BLACK

**Wire Management Options**

Wire Management Beam (per beam) .....	Code WHDS
---------------------------------------	-----------

**Power and Data Options**

Please reference the Power & Data Price List

**Code**

**Price**

\$ 256

**Custom Charges**

Powder Coat Alternative (per color) .....	Code OPA	Price call
Stain Finish Match (per finish) .....	OSM	\$ 996

# Quanta Max

Ply Beam  
Arm



VERSTEEL

## Questions?

800 876 2120

				material > grade >	Corner Top	Wood Shell	Fabric Grade 2 or COM	Fabric Grade 3	Fabric Grade 4	Fabric Grade 5	Fabric Grade 6	Top	
Style	Description	Model #	Product Wt										
 QUPYBL2AA-07 3	<b>One Seat/One Top</b> <b>Standard Frame</b> Quanta QUPY Beam 4-Leg Base 1 Seat, 1 Top Right With Arms	QUPYBL2AA-07 3	65			2008 2345 2936						<b>Beam Table Top</b> LPIS, LPFIS LWIS, LWFIS VWIS, VWFIS	 LP1S  LPF1S  LW1S  VW1S
	<b>Corner Table Frame</b> Quanta QUPY Beam 4-Leg Base 1 Seat, 1 Top Right with Corner Table Left With Arms	QUPYBL2AA-07 3L	73			2170 2507 3097						<b>Beam Table Top</b> LPIS, LPFIS LWIS, LWFIS VWIS, VWFIS	 LPF1S  LW1S  VW1S
	<b>Corner Table</b> Ordered Separately	AQUHDBL3 2634RE	18		973 1603 2398							<b>Corner Table Top</b> LPIS, LPFIS LWIS, LWFIS VWIS, VWFIS	 LPF1S  LW1S  VW1S
	<b>Standard Frame</b> Quanta QUPY Beam 4-Leg Base 1 Seat, 1 Top Right Seat Upholstered With Arms	QUPYBL2AA-04 3	67				2238 2579 3169	2280 2616 3207	2317 2655 3246	2349 2689 3279	2387 2726 3316	<b>Beam Table Top</b> LPIS, LPFIS LWIS, LWFIS VWIS, VWFIS	 VW1S  VWF1S
	<b>Corner Table Frame</b> Quanta QUPY Beam 4-Leg Base 1 Seat, 1 Top Right with Corner Table Left Seat Upholstered With Arms	QUPYBL2AA-04 3L	76				2401 2740 3331	2439 2776 3368	2478 2819 3408	2509 2851 3439	2548 2888 3477	<b>Beam Table Top</b> LPIS, LPFIS LWIS, LWFIS VWIS, VWFIS	
	<b>Corner Table</b> Ordered Separately	AQUHDBL3 2634RE	18		973 1603 2398							<b>Corner Table Top</b> LPIS, LPFIS LWIS, LWFIS VWIS, VWFIS	

For model numbers that have a corner table option, the corner table must be purchased separately.

## COM Yardage

Refer to page 271.

## To Order, Specify...

- Model Number
- Shell Color
- Leg Color
- Upholstery Selection
- Top Material
- Edge Detail and Color



Questions?

800 876 2120

				material > grade >	Corner Top	Wood Shell	Fabric Grade 2 or COM	Fabric Grade 3	Fabric Grade 4	Fabric Grade 5	Fabric Grade 6	Top	
Style	Description	Model #	Product Wt										
 QUPYBL2AA-071	<b>One Seat/One Top</b> <b>Standard Frame</b> 4-Leg Base 1 Seat, 1 Top Left With Arms on Seat	QUPYBL2AA-071	65			2008 2345 2936						<b>Beam Table Top</b> LPIS, LPFIS LWIS, LWFIS VWIS, VWFIS	 LP1S  LPF1S  LW1S  VW1S
	<b>Corner Table Frame</b> 4-Leg Base 1 Seat, 1 Top Left with Corner Table Right With Arms on Seat	QUPYBL2AA-071R	73			2170 2507 3097						<b>Beam Table Top</b> LPIS, LPFIS LWIS, LWFIS VWIS, VWFIS	 LPF1S  LW1S
	<b>Corner Table</b> Ordered Separately	AQUHDBL3 2634RE	18		973 1603 2398							<b>Corner Table Top</b> LPIS, LPFIS LWIS, LWFIS VWIS, VWFIS	 LWF1S
	<b>Standard Frame</b> 4-Leg Base 1 Seat, 1 Top Left Seat Upholstered With Arms on Seat	QUPYBL2AA-041	67			2238 2579 3169	2280 2616 3207	2317 2655 3246	2349 2689 3279	2387 2726 3316		<b>Beam Table Top</b> LPIS, LPFIS LWIS, LWFIS VWIS, VWFIS	 VW1S  VWF1S
	<b>Corner Table Frame</b> 4-Leg Base 1 Seat, 1 Top Left with Corner Table Right Seat Upholstered With Arms on Seat	QUPYBL2AA-041R	76			2401 2740 3331	2439 2776 3368	2478 2819 3408	2509 2851 3439	2548 2888 3477		<b>Beam Table Top</b> LPIS, LPFIS LWIS, LWFIS VWIS, VWFIS	 VWF1S
	<b>Corner Table</b> Ordered Separately	AQUHDBL3 2634RE	18		973 1603 2398							<b>Corner Table Top</b> LPIS, LPFIS LWIS, LWFIS VWIS, VWFIS	

For model numbers that have a corner table option, the corner table must be purchased separately.

**COM Yardage**  
Refer to page 271.

Finish Options	Price
Chrome .....	\$ 165
Nickel .....	\$ 223
Powder Coat - Standard .....	n/c
Powder Coat - Premium .....	\$ 165

TRANSPARENT AND PLATINUM POWDER COAT NOT AVAILABLE  
BEAM WILL ALWAYS BE BLACK

Wire Management Options	Code	Price
Wire Management Beam (per beam) .....	WHDS	\$ 256

**Power and Data Options**  
Please reference the Power & Data Price List

Custom Charges	Code	Price
Powder Coat Alternative (per color) .....	OPA	call
Stain Finish Match (per finish) .....	OSM	\$ 996

# Quanta Max

## Ply Beam






















### Arm on One End



VERSTEEL

#### Questions?

800 876 2120

				material > grade >	Corner Top	Wood Shell	Fabric Grade 2 or COM	Fabric Grade 3	Fabric Grade 4	Fabric Grade 5	Fabric Grade 6	Top	
Style	Description	Model #	Product Wt										
 QUPYBL2A-07 3	<b>Standard Frame</b> Quanta QUPY Beam 4-Leg Base 1 Seat, 1 Top Right With Arm on End Only	QUPYBL2A-07 3	61			1878 2217 2806						<b>Beam Table Top</b> LP1S, LPF1S LW1S, LWF1S VW1S, VWF1S	 LP1S  LPF1S  LW1S  LWF1S  VW1S  VWF1S
	<b>Standard Frame</b> Quanta QUPY Beam 4-Leg Base 1 Seat, 1 Top Right Seat Upholstered With Arm on End Only	QUPYBL2A-04 3	63				2110 2449 3038	2149 2488 3079	2187 2526 3116	2221 2558 3151	2259 2595 3188	<b>Beam Table Top</b> LP1S, LPF1S LW1S, LWF1S VW1S, VWF1S	 LPF1S  LW1S  LWF1S  VWF1S
	<b>Standard Frame</b> Quanta QUPY Beam 4-Leg Base 1 Seat, 1 Top Left With Arm on End Only	QUPYBL2A-07 1	61			1878 2217 2806						<b>Beam Table Top</b> LP1S, LPF1S LW1S, LWF1S VW1S, VWF1S	 LPF1S  LW1S  LWF1S  VW1S  VWF1S
	<b>Standard Frame</b> Quanta QUPY Beam 4-Leg Base 1 Seat, 1 Top Left Seat Upholstered With Arm on End Only	QUPYBL2A-04 1	63				2110 2449 3038	2149 2488 3079	2187 2526 3116	2221 2558 3151	2259 2595 3188	<b>Beam Table Top</b> LP1S, LPF1S LW1S, LWF1S VW1S, VWF1S	 LPF1S  LW1S  LWF1S  VW1S  VWF1S

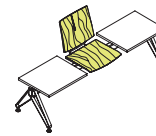
For model numbers that have a corner table option, the corner table must be purchased separately.

#### COM Yardage

Refer to page 271.

#### To Order, Specify...

- Model Number
- Shell Color
- Leg Color
- Upholstery Selection
- Top Material
- Edge Detail and Color



[Questions?](#)

800 876 2120

				material > grade >	Corner Top	Wood Shell	Fabric Grade 2 or COM	Fabric Grade 3	Fabric Grade 4	Fabric Grade 5	Fabric Grade 6	Top	
Style	Description	Model #	Product Wt										
 QUPYBL3-07 C	<b>One Seat/Two Tops</b> <b>Standard Frame</b> Quanta QUPY Beam 4-Leg Base 2 Tops, 1 Seat Center Without Arms	<b>QUPYBL3-07 C</b>	77			2284 2963 4404						<b>Beam Table Top</b> LPIS, LPFIS LWIS, LWFIS VWIS, VWFIS	 LPIS  LPFIS  LWIS  LWFIS  VWIS  VWFIS
	<b>Standard Frame</b> Quanta QUPY Beam 4-Leg Base 2 Tops, 1 Seat Center Seat - Upholstered Without Arms	<b>QUPYBL3-04 C</b>	79				2516 3192 4639	2555 3233 4677	2593 3271 4715	2625 3306 4750	2665 3343 4788	<b>Beam Table Top</b> LPIS, LPFIS LWIS, LWFIS VWIS, VWFIS	 LPIS  LPFIS  LWIS  LWFIS  VWIS  VWFIS

For model numbers that have a corner table option, the corner table must be purchased separately.

**COM Yardage**

Refer to page 271.

**Finish Options**

Chrome .....	Price \$ 165
Nickel .....	\$ 223
Powder Coat - Standard .....	n/c
Powder Coat - Premium .....	\$ 165

TRANSPARENT AND PLATINUM POWDER COAT NOT AVAILABLE  
BEAM WILL ALWAYS BE BLACK

**Wire Management Options**

Wire Management Beam (per beam) .....	Code WHDS
---------------------------------------	-----------

**Power and Data Options**

Please reference the Power & Data Price List

**Price**

\$ 256
--------

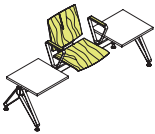
**Custom Charges**

Powder Coat Alternative (per color) .....	Code OPA
Stain Finish Match (per finish) .....	OSM

**Price**

call \$ 996
-------------








**Quanta Max**  
Ply Beam  
Arm



**VERSTEEL**

**Questions?**

800 876 2120

				material > grade >	Corner Top	Wood Shell	Fabric Grade 2 or COM	Fabric Grade 3	Fabric Grade 4	Fabric Grade 5	Fabric Grade 6	Top	
Style	Description	Model #	Product Wt										
<b>One Seat/Two Tops</b>   QUPYBL3AA-07 C	<b>Standard Frame</b> Quanta QUPY Beam 4-Leg Base 2 Tops, 1 Seat Center With Arms	<b>QUPYBL3AA-07 C</b>	80			2542 3218 4667						<b>Beam Table Top</b> LP1S, LPF1S LW1S, LWF1S VW1S, VWF1S	 LP1S  LPF1S
	<b>Standard Frame</b> Quanta QUPY Beam 4-Leg Base 2 Tops, 1 Seat Center Seat - Upholstered With Arms	<b>QUPYBL3AA-04 C</b>	83				2774 3452 4900	2813 3490 4936	2853 3529 4973	2884 3561 5006	2923 3599 5044	<b>Beam Table Top</b> LP1S, LPF1S LW1S, LWF1S VW1S, VWF1S	 LW1S  LWF1S  VW1S  VWF1S


For model numbers that have a corner table option, the corner table must be purchased separately.

**COM Yardage**

Refer to page 271.

**To Order, Specify...**

- 1 Model Number
- 2 Shell Color
- 3 Leg Color
- 4 Upholstery Selection
- 5 Top Material
- 6 Edge Detail and Color



Questions?

800 876 2120

				material > grade >	Corner Top	Wood Shell	Fabric Grade 2 or COM	Fabric Grade 3	Fabric Grade 4	Fabric Grade 5	Fabric Grade 6	Top	
Style	Description	Model #	Product Wt										
<b>Two Seat</b>   QUPYBL2-07	<b>Standard Frame</b> Quanta QUPY Beam 4-Leg Base 2 Seat Without Arms	QUPYBL2-07	58			1952							 LP1S
	<b>Corner Table Frame</b> Quanta QUPY Beam 4-Leg Base 2 Seat with Corner Table Right Without Arms	QUPYBL2-07 R	68			2112							 LPF1S
	<b>Corner Table</b> Ordered Separately	AQUHDBL3 2939RE	22		973 1603 2398							<b>Corner Table Top</b> LP1S, LPF1S LW1S, LWF1S VW1S, VWF1S	 LW1S
	<b>Corner Table Frame</b> Quanta QUPY Beam 4-Leg Base 2 Seat with Corner Table Left Without Arms	QUPYBL2-07 L	68			2112							 LWF1S
	<b>Corner Table</b> Ordered Separately	AQUHDBL3 2939RE	22		973 1603 2398							<b>Corner Table Top</b> LP1S, LPF1S LW1S, LWF1S VW1S, VWF1S	 VW1S

For model numbers that have a corner table option, the corner table must be purchased separately.

**Finish Options**

Chrome .....	Price \$ 165
Nickel .....	\$ 223
Powder Coat - Standard .....	n/c
Powder Coat - Premium .....	\$ 165

TRANSPARENT AND PLATINUM POWDER COAT NOT AVAILABLE  
BEAM WILL ALWAYS BE BLACK

**Wire Management Options**

Wire Management Beam (per beam) .....	Code WHDS
---------------------------------------	-----------

**Power and Data Options**

Please reference the Power & Data Price List

**Code**

Price \$ 256

**Custom Charges**

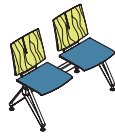
Powder Coat Alternative (per color) .....	Code OPA
Stain Finish Match (per finish) .....	OSM

**Price**

call \$ 996

**Quanta Max**

Ply Beam  
Armless

**VERSTEEL****Questions?**

800 876 2120

				material > grade >	Corner Top	Wood Shell	Fabric Grade 2 or COM	Fabric Grade 3	Fabric Grade 4	Fabric Grade 5	Fabric Grade 6	Top	
Style	Description	Model #	Product Wt										
<b>Two Seat</b>   QUPYBL2-04	<b>Standard Frame</b> Quanta QUPY Beam 4-Leg Base 2 Seat Seat - Upholstered Without Arms	QUPYBL2-04	62				2414	2493	2570	2636	2713		 LP1S  LPF1S  LW1S  LWF1S  VW1S  VWF1S
	<b>Corner Table Frame</b> Quanta QUPY Beam 4-Leg Base 2 Seat with Corner Table Right Seat - Upholstered Without Arms	QUPYBL2-04 R	73				2578	2652	2732	2796	2875		
	<b>Corner Table</b> Ordered Separately	AQUHDBL3 2939RE	22		973 1603 2398							<b>Corner Table Top</b> LPIS, LPFIS LWIS, LWFIS VWIS, VWFIS	
	<b>Corner Table Frame</b> Quanta QUPY Beam 4-Leg Base 2 Seat with Corner Table Left Seat - Upholstered Without Arms	QUPYBL2-04 L	73				2578	2652	2732	2796	2875		
	<b>Corner Table</b> Ordered Separately	AQUHDBL3 2939RE	22		973 1603 2398							<b>Corner Table Top</b> LPIS, LPFIS LWIS, LWFIS VWIS, VWFIS	

For model numbers that  
have a corner table  
option, the corner table  
must be purchased  
separately.

**COM Yardage**

Refer to page 271.







**To Order, Specify...**

- ① Model Number
- ② Shell Color
- ③ Leg Color
- ④ Upholstery Selection
- ⑤ Top Material
- ⑥ Edge Detail and Color



Questions?

800 876 2120

				material > grade >	Corner Top	Wood Shell	Fabric Grade 2 or COM	Fabric Grade 3	Fabric Grade 4	Fabric Grade 5	Fabric Grade 6	Top	
Style	Description	Model #	Product Wt										
<b>Two Seat</b>   QUPYBL2AA-07	<b>Standard Frame</b> Quanta QUPY Beam 4-Leg Base 2 Seat With Arms on Both Seats	QUPYBL2AA-07	71			2466							 LP1S
	<b>Corner Table Frame</b> Quanta QUPY Beam 4-Leg Base 2 Seat with Corner Table Right With Arms on Both Seats	QUPYBL2AA-07 R	80			2626							 LPF1S
	<b>Corner Table</b> Ordered Separately	AQUHDBL3 2634RE	18	973 1603 2398								<b>Corner Table Top</b> LPIS, LPFIS LWIS, LWFIS VWIS, VWFIS	 LWF1S
	<b>Corner Table Frame</b> Quanta QUPY Beam 4-Leg Base 2 Seat with Corner Table Left With Arms on Both Seats	QUPYBL2AA-07 L	80			2626							 VW1S
	<b>Corner Table</b> Ordered Separately	AQUHDBL3 2634RE	18	973 1603 2398								<b>Corner Table Top</b> LPIS, LPFIS LWIS, LWFIS VWIS, VWFIS	 VWF1S

For model numbers that have a corner table option, the corner table must be purchased separately.

**Finish Options**

Chrome .....	\$ 165
Nickel .....	\$ 223
Powder Coat - Standard .....	n/c
Powder Coat - Premium .....	\$ 165

TRANSPARENT AND PLATINUM POWDER COAT NOT AVAILABLE  
BEAM WILL ALWAYS BE BLACK

**Wire Management Options**

Wire Management Beam (per beam) .....	Code WHDS
---------------------------------------	-----------

**Power and Data Options**

Please reference the Power & Data Price List

**Code**

**Price**

\$ 256

**Custom Charges**

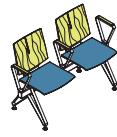
Powder Coat Alternative (per color) .....	Code OPA
Stain Finish Match (per finish) .....	Code OSM

**Price**

call  
\$ 996

# Quanta Max

Ply Beam  
Arms on Both Seats



VERSTEEL

## Questions?

800 876 2120

Style	Description	Model #	Product Wt	material > grade >	Corner Top	Wood Shell	Fabric Grade 2 or COM	Fabric Grade 3	Fabric Grade 4	Fabric Grade 5	Fabric Grade 6	Top	
<b>Two Seat</b>   QUPYBL2AA-04	<b>Standard Frame</b> Quanta QUPY Beam 4-Leg Base 2 Seat Seat - Upholstered With Arms on Both Seats	QUPYBL2AA-04	75				2803	2881	2960	3023	3098		 LP1S  LPF1S  LW1S  LWF1S  VW1S  VWF1S
	<b>Corner Table Frame</b> Quanta QUPY Beam 4-Leg Base 2 Seat with Corner Table Right Seat - Upholstered With Arms on Both Seats	QUPYBL2AA-04 R	84				2964	3040	3119	3182	3261		
	<b>Corner Table</b> Ordered Separately	AQUHDBL3 2634RE	18		973 1603 2398							<b>Corner Table Top</b> LPIS, LPFIS LWIS, LWFIS VWIS, VWFIS	
	<b>Corner Table Frame</b> Quanta QUPY Beam 4-Leg Base 2 Seat with Corner Table Left Seat - Upholstered With Arms on Both Seats	QUPYBL2AA-04 L	84				2964	3040	3119	3182	3261		
	<b>Corner Table</b> Ordered Separately	AQUHDBL3 2634RE	18		973 1603 2398							<b>Corner Table Top</b> LPIS, LPFIS LWIS, LWFIS VWIS, VWFIS	


For model numbers that have a corner table option, the corner table must be purchased separately.

## COM Yardage

Refer to page 271.








## To Order, Specify...

- Model Number
- Shell Color
- Leg Color
- Upholstery Selection
- Top Material
- Edge Detail and Color



[Questions?](#)

800 876 2120

				material > grade >	Corner Top	Wood Shell	Fabric Grade 2 or COM	Fabric Grade 3	Fabric Grade 4	Fabric Grade 5	Fabric Grade 6	Top	
Style	Description	Model #	Product Wt										
<b>Two Seat</b>   QUPYBL2A-07	<b>Standard Frame</b> Quanta QUPY Beam 4-Leg Base 2 Seat With Arms on Ends Only	QUPYBL2A-07	67			2213							 LP1S
	<b>Corner Table Frame</b> Quanta QUPY Beam 4-Leg Base 2 Seat with Corner Table Right With Arms on Ends Only	QUPYBL2A-07 R	76			2376							 LPF1S
	<b>Corner Table</b> Ordered Separately	AQUHDBL3 2634RE	18		973 1603 2398							<b>Corner Table Top</b> LPIS, LPFIS LWIS, LWFIS VWIS, VWFIS	 LW1S   LWF1S
	<b>Corner Table Frame</b> Quanta QUPY Beam 4-Leg Base 2 Seat with Corner Table Left With Arms on Ends Only	QUPYBL2A-07 L	76			2376							 VW1S   VWF1S
	<b>Corner Table</b> Ordered Separately	AQUHDBL3 2634RE	18		973 1603 2398							<b>Corner Table Top</b> LPIS, LPFIS LWIS, LWFIS VWIS, VWFIS	

For model numbers that have a corner table option, the corner table must be purchased separately.

Finish Options	Price
Chrome .....	\$ 165
Nickel .....	\$ 223
Powder Coat - Standard .....	n/c
Powder Coat - Premium .....	\$ 165
TRANSPARENT AND PLATINUM POWDER COAT NOT AVAILABLE	
BEAM WILL ALWAYS BE BLACK	

Wire Management Options	Code	Price
Wire Management Beam (per beam) .....	WHDS	\$ 256

**Power and Data Options**  
Please reference the Power & Data Price List

Custom Charges	Code	Price
Powder Coat Alternative (per color) .....	OPA	call
Stain Finish Match (per finish) .....	OSM	\$ 996

# Quanta Max

Ply Beam  
Arms on Ends



VERSTEEL

## Questions?

800 876 2120

				material > grade >	Corner Top	Wood Shell	Fabric Grade 2 or COM	Fabric Grade 3	Fabric Grade 4	Fabric Grade 5	Fabric Grade 6	Top	
Style	Description	Model #	Product Wt										
<b>Two Seat</b>   QUPYBL2A-04	<b>Standard Frame</b> Quanta QUPY Beam 4-Leg Base 2 Seat Seat - Upholstered With Arms on Ends Only	QUPYBL2A-04	72				2543	2620	2698	2765	2842		 LP1S
	<b>Corner Table Frame</b> Quanta QUPY Beam 4-Leg Base 2 Seat with Corner Table Right Seat - Upholstered With Arms on Ends Only	QUPYBL2A-04 R	81				2704	2781	2858	2924	3002		 LPF1S   LW1S
	<b>Corner Table</b> Ordered Separately	AQUHDBL3 2634RE	18	973 1603 2398								<b>Corner Table Top</b> LP1S, LPF1S LW1S, LWF1S VW1S, VWF1S	 LWF1S   VW1S
	<b>Corner Table Frame</b> Quanta QUPY Beam 4-Leg Base 2 Seat with Corner Table Left Seat - Upholstered With Arms on Ends Only	QUPYBL2A-04 L	81				2704	2781	2858	2924	3002		 VWF1S
	<b>Corner Table</b> Ordered Separately	AQUHDBL3 2634RE	18	973 1603 2398								<b>Corner Table Top</b> LP1S, LPF1S LW1S, LWF1S VW1S, VWF1S	 VWF1S

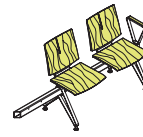
For model numbers that have a corner table option, the corner table must be purchased separately.

## COM Yardage

Refer to page 271.








## To Order, Specify...

- Model Number
- Shell Color
- Leg Color
- Upholstery Selection
- Top Material
- Edge Detail and Color



Questions?

800 876 2120

Style	Description	Model #	Product Wt	material > grade >	Corner Top	Wood Shell	Fabric Grade 2 or COM	Fabric Grade 3	Fabric Grade 4	Fabric Grade 5	Fabric Grade 6	Top	
<b>Two Seat</b>   QUPYBL2AE-07 R	<b>Corner Table Frame</b> Quanta QUPY Beam 4-Leg Base 2 Seat with Corner Table Right With Arm on One End Only	QUPYBL2AE-07 R	74			2369							 LP1S
	<b>Corner Table</b> Ordered Separately	AQUHDBL3 2634RE	18		973 1603 2398							<b>Corner Table Top</b> LP1S, LPFIS LW1S, LWFIS VW1S, VWFIS	 LPF1S
	<b>Corner Table Frame</b> Quanta QUPY Beam 4-Leg Base 2 Seat with Corner Table Left With Arm on One End Only	QUPYBL2AE-07 L	74			2369							 LW1S
	<b>Corner Table</b> Ordered Separately	AQUHDBL3 2634RE	18		973 1603 2398							<b>Corner Table Top</b> LP1S, LPFIS LW1S, LWFIS VW1S, VWFIS	 LWF1S
	<b>Corner Table Frame</b> Quanta QUPY Beam 4-Leg Base 2 Seat with Corner Table Right Seat - Upholstered With Arm on One End Only	QUPYBL2AE-04 R	78				2318	2397	2473	2537	2615		 VW1S
	<b>Corner Table</b> Ordered Separately	AQUHDBL3 2634RE	18		973 1603 2398							<b>Corner Table Top</b> LP1S, LPFIS LW1S, LWFIS VW1S, VWFIS	 VWF1S
For model numbers that have a corner table option, the corner table must be purchased separately.  <b>COM Yardage</b> Refer to page 271.	<b>Corner Table Frame</b> Quanta QUPY Beam 4-Leg Base 2 Seat with Corner Table Left Seat - Upholstered With Arm on One End Only	QUPYBL2AE-04 L	78				2318	2397	2473	2537	2615		
	<b>Corner Table</b> Ordered Separately	AQUHDBL3 2634RE	18		973 1603 2398							<b>Corner Table Top</b> LP1S, LPFIS LW1S, LWFIS VW1S, VWFIS	

**Finish Options**

Chrome .....	\$ 165
Nickel .....	\$ 223
Powder Coat - Standard .....	n/c
Powder Coat - Premium .....	\$ 165

TRANSPARENT AND PLATINUM POWDER COAT NOT  
AVAILABLE  
BEAM WILL ALWAYS BE BLACK

**Wire Management Options**

Wire Management Beam (per beam) .....	Code WHDS
---------------------------------------	-----------

**Power and Data Options**

Please reference the Power & Data Price List

**Price**

\$ 256
--------

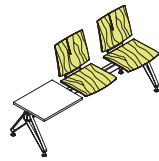
**Custom Charges**

Powder Coat Alternative (per color) .....	Code OPA	Price call
Stain Finish Match (per finish) .....	Code OSM	\$ 996

# Quanta Max

## Ply Beam

### Armless



VERSTEEL

#### Questions?

800 876 2120

				material > grade >	Corner Top	Wood Shell	Fabric Grade 2 or COM	Fabric Grade 3	Fabric Grade 4	Fabric Grade 5	Fabric Grade 6	Top	
Style	Description	Model #	Product Wt										
 QUPYBL3-07 3	<b>Two Seat/One Top</b> <b>Standard Frame</b> Quanta QUPY Beam 4-Leg Base 2 Seat, 1 Top Right Without Arms	QUPYBL3-07 3	80			2414 2753 3344						<b>Beam Table Top</b> LP1S, LPF1S LW1S, LWF1S VW1S, VWF1S	 LP1S  LPF1S  LW1S  LWF1S  VW1S
	<b>Corner Table Frame</b> Quanta QUPY Beam 4-Leg Base 2 Seat, 1 Top Right with Corner Table Left Without Arms	QUPYBL3-07 3L	91			2578 2917 3505						<b>Beam Table Top</b> LP1S, LPF1S LW1S, LWF1S VW1S, VWF1S	 LP1S  LPF1S  LW1S  LWF1S  VW1S
	<b>Corner Table</b> Ordered Separately	AQUHDBL3 2939RE	22	973 1603 2398								<b>Corner Table Top</b> LP1S, LPF1S LW1S, LWF1S VW1S, VWF1S	 LP1S  LPF1S  LW1S  LWF1S  VW1S
	<b>Standard Frame</b> Quanta QUPY Beam 4-Leg Base 2 Seat, 1 Top Right Seat - Upholstered Without Arms	QUPYBL3-04 3	83				2881 3217 3809	2964 3302 3892	3035 3372 3965	3098 3439 4027	3177 3514 4105	<b>Beam Table Top</b> LP1S, LPF1S LW1S, LWF1S VW1S, VWF1S	 LP1S  LPF1S  LW1S  LWF1S  VW1S
	<b>Corner Table Frame</b> Quanta QUPY Beam 4-Leg Base 2 Seat, 1 Top Right with Corner Table Left Seat - Upholstered Without Arms	QUPYBL3-04 3L	94				3040 3380 3969	3119 3457 4049	3200 3536 4127	3261 3599 4189	3337 3676 4267	<b>Beam Table Top</b> LP1S, LPF1S LW1S, LWF1S VW1S, VWF1S	 LP1S  LPF1S  LW1S  LWF1S  VW1S
	<b>Corner Table</b> Ordered Separately	AQUHDBL3 2939RE	22	973 1603 2398								<b>Corner Table Top</b> LP1S, LPF1S LW1S, LWF1S VW1S, VWF1S	 LP1S  LPF1S  LW1S  LWF1S  VW1S

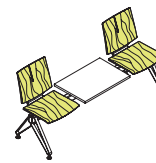
For model numbers that have a corner table option, the corner table must be purchased separately.

#### COM Yardage

Refer to page 271.
































#### To Order, Specify...

- Model Number
- Shell Color
- Leg Color
- Upholstery Selection
- Top Material
- Edge Detail and Color



[Questions?](#)

800 876 2120

				material > grade >	Corner Top	Wood Shell	Fabric Grade 2 or COM	Fabric Grade 3	Fabric Grade 4	Fabric Grade 5	Fabric Grade 6	Top	
Style	Description	Model #	Product Wt										
<b>Two Seat/One Top</b>    QUPYBL3-07 2	<b>Standard Frame</b> Quanta QUPY Beam 4-Leg Base 2 Seat, 1 Top Center Without Arms	QUPYBL3-07 2	80			2414 2753 3344						<b>Beam Table Top</b> LPIS, LPFIS LWIS, LWFIS VWIS, VWFIS	 LPIS  LPFIS  LWIS  LWFIS  VWIS  VWFIS
	<b>Corner Table Frame</b> Quanta QUPY Beam 4-Leg Base 2 Seat, 1 Top Center with Corner Table Right Without Arms	QUPYBL3-07 2R	91			2578 2917 3505						<b>Beam Table Top</b> LPIS, LPFIS LWIS, LWFIS VWIS, VWFIS	 LPIS  LPFIS  LWIS  LWFIS  VWIS  VWFIS
	<b>Corner Table</b> Ordered Separately	AQUHDBL3 2939RE	22		973 1603 2398							<b>Corner Table Top</b> LPIS, LPFIS LWIS, LWFIS VWIS, VWFIS	 LPIS  LPFIS  LWIS  LWFIS  VWIS  VWFIS
	<b>Corner Table Frame</b> Quanta QUPY Beam 4-Leg Base 2 Seat, 1 Top Center with Corner Table Left Without Arms	QUPYBL3-07 2L	91			2578 2917 3505						<b>Beam Table Top</b> LPIS, LPFIS LWIS, LWFIS VWIS, VWFIS	 LPIS  LPFIS  LWIS  LWFIS  VWIS  VWFIS
	<b>Corner Table</b> Ordered Separately	AQUHDBL3 2939RE	22		973 1603 2398							<b>Corner Table Top</b> LPIS, LPFIS LWIS, LWFIS VWIS, VWFIS	 LPIS  LPFIS  LWIS  LWFIS  VWIS  VWFIS

For model numbers that have a corner table option, the corner table must be purchased separately.

**Finish Options**

Chrome .....	\$ 165
Nickel .....	\$ 223
Powder Coat - Standard .....	n/c
Powder Coat - Premium .....	\$ 165

TRANSPARENT AND PLATINUM POWDER COAT NOT AVAILABLE  
BEAM WILL ALWAYS BE BLACK

**Wire Management Options**

Wire Management Beam (per beam) .....	Code WHDS
---------------------------------------	-----------

**Power and Data Options**

Please reference the Power & Data Price List

**Price**

Wire Management Beam (per beam) .....	Price \$ 256
---------------------------------------	--------------

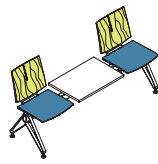
**Custom Charges**

Powder Coat Alternative (per color) .....	Code OPA	Price call
Stain Finish Match (per finish) .....	Code OSM	Price \$ 996

# Quanta Max

## Ply Beam


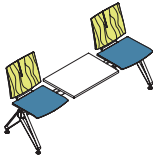


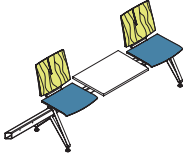


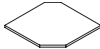

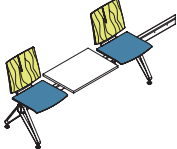

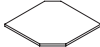
### Armless



VERSTEEL

#### Questions?

800 876 2120

				material > grade >	Corner Top	Wood Shell	Fabric Grade 2 or COM	Fabric Grade 3	Fabric Grade 4	Fabric Grade 5	Fabric Grade 6	Top	
Style	Description	Model #	Product Wt										
<div>Two Seat/One Top</div> <div></div> <div>QUPYBL3-04 2</div>	<b>Standard Frame</b> Quanta QUPY Beam 4-Leg Base 2 Seat, 1 Top Center Seat - Upholstered Without Arms	<b>QUPYBL3-04 2</b> 	83				2881 3217 3809	2964 3302 3892	3035 3372 3965	3098 3439 4027	3177 3514 4105	<b>Beam Table Top</b> LP1S, LPF1S LW1S, LWF1S VW1S, VWF1S	 LP1S  LPF1S
	<b>Corner Table Frame</b> Quanta QUPY Beam 4-Leg Base 2 Seat, 1 Top Center with Corner Table Right Seat - Upholstered Without Arms	<b>QUPYBL3-04 2R</b> 	94				3040 3380 3969	3119 3457 4049	3200 3536 4127	3261 3599 4189	3337 3676 4267	<b>Beam Table Top</b> LP1S, LPF1S LW1S, LWF1S VW1S, VWF1S	 LW1S  LWF1S
	<b>Corner Table</b> Ordered Separately	<b>AQUHDBL3 2939RE</b> 	22	973 1603 2398								<b>Corner Table Top</b> LP1S, LPF1S LW1S, LWF1S VW1S, VWF1S	 VW1S
	<b>Corner Table Frame</b> Quanta QUPY Beam 4-Leg Base 2 Seat, 1 Top Center with Corner Table Left Seat - Upholstered Without Arms	<b>QUPYBL3-04 2L</b> 	94				3040 3380 3969	3119 3457 4049	3200 3536 4127	3261 3599 4189	3337 3676 4267	<b>Beam Table Top</b> LP1S, LPF1S LW1S, LWF1S VW1S, VWF1S	 VWF1S
	<b>Corner Table</b> Ordered Separately	<b>AQUHDBL3 2939RE</b> 	22	973 1603 2398								<b>Corner Table Top</b> LP1S, LPF1S LW1S, LWF1S VW1S, VWF1S	
For model numbers that have a corner table option, the corner table must be purchased separately.													
COM Yardage Refer to page 271.													

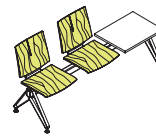
For model numbers that have a corner table option, the corner table must be purchased separately.

#### COM Yardage

Refer to page 271.






































#### To Order, Specify...

- Model Number
- Shell Color
- Leg Color
- Upholstery Selection
- Top Material
- Edge Detail and Color



Questions?

800 876 2120

Style	Description	Model #	Product Wt	material > grade >	Corner Top	Wood Shell	Fabric Grade 2 or COM	Fabric Grade 3	Fabric Grade 4	Fabric Grade 5	Fabric Grade 6	Top	
<b>Two Seat/One Top</b>   QUPYBL3-071	<b>Standard Frame</b> Quanta QUPY Beam 4-Leg Base 2 Seat, 1 Top Left Without Arms	QUPYBL3-071	80			2414 2753 3344						<b>Beam Table Top</b> LPIS, LPFIS LWIS, LWFIS VWIS, VWFIS	 LPIS  LPFIS  LWIS  VWIS  LWFIS  VWFIS
	<b>Corner Table Frame</b> Quanta QUPY Beam 4-Leg Base 2 Seat, 1 Top Left with Corner Table Right Without Arms	QUPYBL3-071R	91			2578 2917 3505						<b>Beam Table Top</b> LPIS, LPFIS LWIS, LWFIS VWIS, VWFIS	 LPIS  LPFIS  LWIS  VWIS  LWFIS  VWFIS
	<b>Corner Table</b> Ordered Separately	AQUHDBL3 2939RE	22		973 1603 2398							<b>Corner Table Top</b> LPIS, LPFIS LWIS, LWFIS VWIS, VWFIS	 LPIS  LPFIS  LWIS  VWIS  LWFIS  VWFIS
	<b>Standard Frame</b> Quanta QUPY Beam 4-Leg Base 2 Seat, 1 Top Left Seat - Upholstered Without Arms	QUPYBL3-041	83				2881 3217 3809	2964 3302 3892	3035 3372 3965	3098 3439 4027	3177 3514 4105	<b>Beam Table Top</b> LPIS, LPFIS LWIS, LWFIS VWIS, VWFIS	 LPIS  LPFIS  LWIS  VWIS  LWFIS  VWFIS
	<b>Corner Table Frame</b> Quanta QUPY Beam 4-Leg Base 2 Seat, 1 Top Left with Corner Table Right Seat - Upholstered Without Arms	QUPYBL3-041R	94				3040 3380 3969	3119 3457 4049	3200 3536 4127	3261 3599 4189	3337 3676 4267	<b>Beam Table Top</b> LPIS, LPFIS LWIS, LWFIS VWIS, VWFIS	 LPIS  LPFIS  LWIS  VWIS  LWFIS  VWFIS
	<b>Corner Table</b> Ordered Separately	AQUHDBL3 2939RE	22		973 1603 2398							<b>Corner Table Top</b> LPIS, LPFIS LWIS, LWFIS VWIS, VWFIS	 LPIS  LPFIS  LWIS  VWIS  LWFIS  VWFIS

For model numbers that have a corner table option, the corner table must be purchased separately.

**COM Yardage**  
Refer to page 271.

Finish Options	Price
Chrome .....	\$ 165
Nickel .....	\$ 223
Powder Coat - Standard .....	n/c
Powder Coat - Premium .....	\$ 165

TRANSPARENT AND PLATINUM POWDER COAT NOT AVAILABLE  
BEAM WILL ALWAYS BE BLACK

Wire Management Options	Code	Price
Wire Management Beam (per beam) .....	WHDS	\$ 256


**Power and Data Options**  
Please reference the Power & Data Price List

Custom Charges	Code	Price
Powder Coat Alternative (per color) .....	OPA	call
Stain Finish Match (per finish) .....	OSM	\$ 996

# Quanta Max

## Ply Beam

### Arms on Both Seats



VERSTEEL

#### Questions?

800 876 2120

				material > grade >	Corner Top	Wood Shell	Fabric Grade 2 or COM	Fabric Grade 3	Fabric Grade 4	Fabric Grade 5	Fabric Grade 6	Top	
Style	Description	Model #	Product Wt										
 QUPYBL3AA-07 3	<b>Two Seat/One Top</b> <b>Standard Frame</b> Quanta QUPY Beam 4-Leg Base 2 Seat, 1 Top Right With Arms on Both Seats	QUPYBL3AA-07 3	88			2932 3268 3860						<b>Beam Table Top</b> LP1S, LPF1S LW1S, LWF1S VW1S, VWF1S	 LP1S  LPF1S  LW1S  LWF1S  VW1S
	<b>Corner Table Frame</b> Quanta QUPY Beam 4-Leg Base 2 Seat, 1 Top Right with Corner Table Left With Arms on Both Seats	QUPYBL3AA-07 3L	97			3092 3430 4020						<b>Beam Table Top</b> LP1S, LPF1S LW1S, LWF1S VW1S, VWF1S	 LP1S  LPF1S  LW1S  LWF1S  VW1S
	<b>Corner Table</b> Ordered Separately	AQUHDBL3 2634RE	18		973 1603 2398							<b>Corner Table Top</b> LP1S, LPF1S LW1S, LWF1S VW1S, VWF1S	 LP1S  LPF1S  LW1S  LWF1S  VW1S
	<b>Standard Frame</b> Quanta QUPY Beam 4-Leg Base 2 Seat, 1 Top Right Seat - Upholstered With Arms on Both Seats	QUPYBL3AA-04 3	96				3395 3734 4326	3474 3812 4401	3550 3889 4480	3618 3955 4544	3694 4029 4622	<b>Beam Table Top</b> LP1S, LPF1S LW1S, LWF1S VW1S, VWF1S	 LP1S  LPF1S  LW1S  LWF1S  VW1S
	<b>Corner Table Frame</b> Quanta QUPY Beam 4-Leg Base 2 Seat, 1 Top Right with Corner Table Left Seat - Upholstered With Arms on Both Seats	QUPYBL3AA-04 3L	104				3557 3897 4487	3633 3973 4262	3711 4051 4641	3777 4113 4704	3855 4192 4783	<b>Beam Table Top</b> LP1S, LPF1S LW1S, LWF1S VW1S, VWF1S	 LP1S  LPF1S  LW1S  LWF1S  VW1S
	<b>Corner Table</b> Ordered Separately	AQUHDBL3 2634RE	18		973 1603 2398							<b>Corner Table Top</b> LP1S, LPF1S LW1S, LWF1S VW1S, VWF1S	 LP1S  LPF1S  LW1S  LWF1S  VW1S

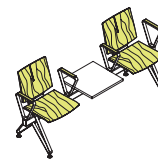
For model numbers that have a corner table option, the corner table must be purchased separately.

#### COM Yardage

Refer to page 271.
































#### To Order, Specify...

- Model Number
- Shell Color
- Leg Color
- Upholstery Selection
- Top Material
- Edge Detail and Color



Questions?

800 876 2120

				material > grade >	Corner Top	Wood Shell	Fabric Grade 2 or COM	Fabric Grade 3	Fabric Grade 4	Fabric Grade 5	Fabric Grade 6	Top	
Style	Description	Model #	Product Wt										
<b>Two Seat/One Top</b>   QUPYBL3AA-07 2	<b>Standard Frame</b> Quanta QUPY Beam 4-Leg Base 2 Seat, 1 Top Center With Arms on Both Seats	QUPYBL3AA-07 2	93			2932 3268 3860						<b>Beam Table Top</b> LPIS, LPFIS LWIS, LWFIS VWIS, VWFIS	 LPIS  LPFIS  LWIS  LWFIS  VWIS  VWFIS
	<b>Corner Table Frame</b> Quanta QUPY Beam 4-Leg Base 2 Seat, 1 Top Center with Corner Table Right With Arms on Both Seats	QUPYBL3AA-07 2R	102			3092 3430 4020						<b>Beam Table Top</b> LPIS, LPFIS LWIS, LWFIS VWIS, VWFIS	 LPIS  LPFIS  LWIS  LWFIS  VWIS  VWFIS
	<b>Corner Table</b> Ordered Separately	AQUHDBL3 2634RE	18		973 1603 2398							<b>Corner Table Top</b> LPIS, LPFIS LWIS, LWFIS VWIS, VWFIS	 LPIS  LPFIS  LWIS  LWFIS  VWIS  VWFIS
	<b>Corner Table Frame</b> Quanta QUPY Beam 4-Leg Base 2 Seat, 1 Top Center with Corner Table Left With Arms on Both Seats	QUPYBL3AA-07 2L	102			3092 3430 4020						<b>Beam Table Top</b> LPIS, LPFIS LWIS, LWFIS VWIS, VWFIS	 LPIS  LPFIS  LWIS  LWFIS  VWIS  VWFIS
	<b>Corner Table</b> Ordered Separately	AQUHDBL3 2634RE	18		973 1603 2398							<b>Corner Table Top</b> LPIS, LPFIS LWIS, LWFIS VWIS, VWFIS	 LPIS  LPFIS  LWIS  LWFIS  VWIS  VWFIS

For model numbers that have a corner table option, the corner table must be purchased separately.

**Finish Options**

Chrome .....	Price \$ 165
Nickel .....	\$ 223
Powder Coat - Standard .....	n/c
Powder Coat - Premium .....	\$ 165

TRANSPARENT AND PLATINUM POWDER COAT NOT AVAILABLE  
BEAM WILL ALWAYS BE BLACK

**Wire Management Options**

Wire Management Beam (per beam) .....	Code WHDS
---------------------------------------	-----------

**Power and Data Options**

Please reference the Power & Data Price List

**Price**

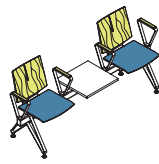
\$ 256
--------

**Custom Charges**

Powder Coat Alternative (per color) .....	Code OPA	Price call
Stain Finish Match (per finish) .....	OSM	\$ 996

# Quanta Max

Ply Beam  
Arms on Both Seats



VERSTEEL

## Questions?

800 876 2120

Style	Description	Model #	Product Wt	material > grade >							Top	
				Corner Top	Wood Shell	Fabric Grade 2 or COM	Fabric Grade 3	Fabric Grade 4	Fabric Grade 5	Fabric Grade 6		
<b>Two Seat/One Top</b>   QUPYBL3AA-04 2	<b>Standard Frame</b> Quanta QUPY Beam 4-Leg Base 2 Seat, 1 Top Center Seat - Upholstered With Arms on Both Seats	QUPYBL3AA-04 2	98			3395 3734 4326	3474 3812 4401	3550 3889 4480	3618 3955 4544	3694 4029 4622	<b>Beam Table Top</b> LP1S, LPF1S LW1S, LWF1S VW1S, VWF1S	 LP1S  LPF1S  LW1S  LWF1S  VW1S  VWF1S
	<b>Corner Table Frame</b> Quanta QUPY Beam 4-Leg Base 2 Seat, 1 Top Center with Corner Table Right Seat - Upholstered With Arms on Both Seats	QUPYBL3AA-04 2R	106			3557 3897 4487	3633 3973 4561	3711 4051 4641	3777 4113 4704	3855 4192 4783	<b>Beam Table Top</b> LP1S, LPF1S LW1S, LWF1S VW1S, VWF1S	 LP1S  LPF1S  LW1S  LWF1S  VW1S  VWF1S
	<b>Corner Table</b> Ordered Separately	AQUHDBL3 2634RE	18	973 1603 2398							<b>Corner Table Top</b> LP1S, LPF1S LW1S, LWF1S VW1S, VWF1S	 LP1S  LPF1S  LW1S  LWF1S  VW1S  VWF1S
	<b>Corner Table Frame</b> Quanta QUPY Beam 4-Leg Base 2 Seat, 1 Top Center with Corner Table Left Seat - Upholstered With Arms on Both Seats	QUPYBL3AA-04 2L	106			3557 3897 4487	3633 3973 4561	3711 4051 4641	3777 4113 4704	3855 4192 4783	<b>Beam Table Top</b> LP1S, LPF1S LW1S, LWF1S VW1S, VWF1S	 LP1S  LPF1S  LW1S  LWF1S  VW1S  VWF1S
	<b>Corner Table</b> Ordered Separately	AQUHDBL3 2634RE	18	973 1603 2398							<b>Corner Table Top</b> LP1S, LPF1S LW1S, LWF1S VW1S, VWF1S	 LP1S  LPF1S  LW1S  LWF1S  VW1S  VWF1S

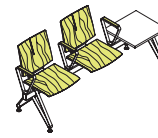
For model numbers that have a corner table option, the corner table must be purchased separately.

## COM Yardage

Refer to page 271.






































## To Order, Specify...

- Model Number
- Shell Color
- Leg Color
- Upholstery Selection
- Top Material
- Edge Detail and Color



Questions?

800 876 2120

				material > grade >	Corner Top	Wood Shell	Fabric Grade 2 or COM	Fabric Grade 3	Fabric Grade 4	Fabric Grade 5	Fabric Grade 6	Top	
Style	Description	Model #	Product Wt										
<b>Two Seat/One Top</b>   QUPYBL3AA-071	<b>Standard Frame</b> Quanta QUPY Beam 4-Leg Base 2 Seat, 1 Top Left With Arms on Both Seats	QUPYBL3AA-071	88			2932 3268 3860						<b>Beam Table Top</b> LPIS, LPFIS LWIS, LWFIS VWIS, VWFIS	 LPIS  LPFIS  LWIS  LWFIS  VWIS  VWFIS
	<b>Corner Table Frame</b> Quanta QUPY Beam 4-Leg Base 2 Seat, 1 Top Left with Corner Table Right With Arms on Both Seats	QUPYBL3AA-071R	97			3092 3430 4020						<b>Beam Table Top</b> LPIS, LPFIS LWIS, LWFIS VWIS, VWFIS	 LPIS  LPFIS  LWIS  LWFIS  VWIS  VWFIS
	<b>Corner Table</b> Ordered Separately	AQUHDBL3 2634RE	18		973 1603 2398							<b>Corner Table Top</b> LPIS, LPFIS LWIS, LWFIS VWIS, VWFIS	 LPIS  LPFIS  LWIS  LWFIS  VWIS  VWFIS
	<b>Standard Frame</b> Quanta QUPY Beam 4-Leg Base 2 Seat, 1 Top Left Seat - Upholstered With Arms on Both Seats	QUPYBL3AA-041	96			3395 3734 4326	3474 3812 4401	3550 3889 4480	3618 3955 4544	3694 4029 4622		<b>Beam Table Top</b> LPIS, LPFIS LWIS, LWFIS VWIS, VWFIS	 LPIS  LPFIS  LWIS  LWFIS  VWIS  VWFIS
	<b>Corner Table Frame</b> Quanta QUPY Beam 4-Leg Base 2 Seat, 1 Top Left with Corner Table Right Seat - Upholstered With Arms on Both Seats	QUPYBL3AA-041R	104			3557 3897 4487	3633 3973 4561	3711 4051 4641	3777 4113 4704	3855 4192 4783		<b>Beam Table Top</b> LPIS, LPFIS LWIS, LWFIS VWIS, VWFIS	 LPIS  LPFIS  LWIS  LWFIS  VWIS  VWFIS
	<b>Corner Table</b> Ordered Separately	AQUHDBL3 2634RE	18		973 1603 2398							<b>Corner Table Top</b> LPIS, LPFIS LWIS, LWFIS VWIS, VWFIS	 LPIS  LPFIS  LWIS  LWFIS  VWIS  VWFIS

For model numbers that have a corner table option, the corner table must be purchased separately.

**COM Yardage**

Refer to page 271.

**Finish Options**

Chrome .....	\$ 165
Nickel .....	\$ 223
Powder Coat - Standard .....	n/c
Powder Coat - Premium .....	\$ 165

TRANSPARENT AND PLATINUM POWDER COAT NOT AVAILABLE  
BEAM WILL ALWAYS BE BLACK

**Wire Management Options**

Wire Management Beam (per beam) .....	Code WHDS
---------------------------------------	-----------

**Power and Data Options**

Please reference the Power & Data Price List

**Code**

**Price**

\$ 256


**Custom Charges**

Powder Coat Alternative (per color) .....	Code OPA	Price call
Stain Finish Match (per finish) .....	Code OSM	\$ 996

# Quanta Max

## Ply Beam

### Arms on Ends



VERSTEEL

#### Questions?

800 876 2120

				material > grade >	Corner Top	Wood Shell	Fabric Grade 2 or COM	Fabric Grade 3	Fabric Grade 4	Fabric Grade 5	Fabric Grade 6	Top	
Style	Description	Model #	Product Wt										
 QUPYBL3A-07 3	<b>Two Seat/One Top</b> <b>Standard Frame</b> Quanta QUPY Beam 4-Leg Base 2 Seat, 1 Top Right With Arms on Ends Only	QUPYBL3A-07 3	88			2673 3011 3602						<b>Beam Table Top</b> LP1S, LPF1S LW1S, LWF1S VW1S, VWF1S	 LP1S  LPF1S  LW1S  LWF1S  VW1S  VWF1S
	<b>Corner Table Frame</b> Quanta QUPY Beam 4-Leg Base 2 Seat, 1 Top Right with Corner Table Left With Arms on Ends Only	QUPYBL3A-07 3L	96			2833 3175 3765						<b>Beam Table Top</b> LP1S, LPF1S LW1S, LWF1S VW1S, VWF1S	 LP1S  LPF1S  LW1S  LWF1S  VW1S  VWF1S
	<b>Corner Table</b> Ordered Separately	AQUHDBL3 2634RE	18		973 1603 2398							<b>Corner Table Top</b> LP1S, LPF1S LW1S, LWF1S VW1S, VWF1S	 LP1S  LPF1S  LW1S  LWF1S  VW1S  VWF1S
	<b>Standard Frame</b> Quanta QUPY Beam 4-Leg Base 2 Seat, 1 Top Right Seat - Upholstered With Arms on Ends Only	QUPYBL3A-04 3	92				3137 3476 4067	3215 3552 4144	3291 3631 4221	3360 3696 4287	3432 3775 4364	<b>Beam Table Top</b> LP1S, LPF1S LW1S, LWF1S VW1S, VWF1S	 LP1S  LPF1S  LW1S  LWF1S  VW1S  VWF1S
	<b>Corner Table Frame</b> Quanta QUPY Beam 4-Leg Base 2 Seat, 1 Top Right with Corner Table Left Seat - Upholstered With Arms on Ends Only	QUPYBL3A-04 3L	102				3297 3636 4227	3154 3472 4024	3453 3792 4381	3518 3858 4448	3596 3935 4524	<b>Beam Table Top</b> LP1S, LPF1S LW1S, LWF1S VW1S, VWF1S	 LP1S  LPF1S  LW1S  LWF1S  VW1S  VWF1S
	<b>Corner Table</b> Ordered Separately	AQUHDBL3 2634RE	18		973 1603 2398							<b>Corner Table Top</b> LP1S, LPF1S LW1S, LWF1S VW1S, VWF1S	 LP1S  LPF1S  LW1S  LWF1S  VW1S  VWF1S

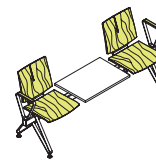
For model numbers that have a corner table option, the corner table must be purchased separately.

#### COM Yardage

Refer to page 271.
































#### To Order, Specify...

- Model Number
- Shell Color
- Leg Color
- Upholstery Selection
- Top Material
- Edge Detail and Color



Questions?

800 876 2120

Style	Description	Model #	Product Wt	material > grade >	Corner Top	Wood Shell	Fabric Grade 2 or COM	Fabric Grade 3	Fabric Grade 4	Fabric Grade 5	Fabric Grade 6	Top	
<b>Two Seat/One Top</b>    QUPYBL3A-07 2	<b>Standard Frame</b> Quanta QUPY Beam 4-Leg Base 2 Seat, 1 Top Center With Arms on Ends Only	QUPYBL3A-07 2	88			2673 3011 3602						<b>Beam Table Top</b> LPIS, LPFIS LWIS, LWFIS VWIS, VWFIS	 LPIS  LPFIS  LWIS  LWFIS  VWIS  VWFIS
	<b>Corner Table Frame</b> Quanta QUPY Beam 4-Leg Base 2 Seat, 1 Top Center with Corner Table Right With Arms on Ends Only	QUPYBL3A-07 2R	96			2833 3175 3765						<b>Beam Table Top</b> LPIS, LPFIS LWIS, LWFIS VWIS, VWFIS	 LPIS  LPFIS  LWIS  LWFIS  VWIS  VWFIS
	<b>Corner Table</b> Ordered Separately	AQUHDBL3 2634RE	18		973 1603 2398							<b>Corner Table Top</b> LPIS, LPFIS LWIS, LWFIS VWIS, VWFIS	 LPIS  LPFIS  LWIS  LWFIS  VWIS  VWFIS
	<b>Corner Table Frame</b> Quanta QUPY Beam 4-Leg Base 2 Seat, 1 Top Center with Corner Table Left With Arms on Ends Only	QUPYBL3A-07 2L	96			2833 3175 3765						<b>Beam Table Top</b> LPIS, LPFIS LWIS, LWFIS VWIS, VWFIS	 LPIS  LPFIS  LWIS  LWFIS  VWIS  VWFIS
	<b>Corner Table</b> Ordered Separately	AQUHDBL3 2634RE	18		973 1603 2398							<b>Corner Table Top</b> LPIS, LPFIS LWIS, LWFIS VWIS, VWFIS	 LPIS  LPFIS  LWIS  LWFIS  VWIS  VWFIS

For model numbers that have a corner table option, the corner table must be purchased separately.

Finish Options	Price
Chrome .....	\$ 165
Nickel .....	\$ 223
Powder Coat - Standard .....	n/c
Powder Coat - Premium .....	\$ 165
TRANSPARENT AND PLATINUM POWDER COAT NOT AVAILABLE	
BEAM WILL ALWAYS BE BLACK	

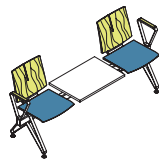
Wire Management Options	Code	Price
Wire Management Beam (per beam) .....	WHDS	\$ 256
<b>Power and Data Options</b>		
Please reference the Power & Data Price List		

Custom Charges	Code	Price
Powder Coat Alternative (per color) .....	OPA	call
Stain Finish Match (per finish) .....	OSM	\$ 996

# Quanta Max

## Ply Beam








### Arms on Ends



VERSTEEL

#### Questions?

800 876 2120

Style	Description	Model #	Product Wt	material > grade >							Top	
				Corner Top	Wood Shell	Fabric Grade 2 or COM	Fabric Grade 3	Fabric Grade 4	Fabric Grade 5	Fabric Grade 6		
 QUPYBL3A-04 2	<b>Two Seat/One Top</b> <b>Standard Frame</b> Quanta QUPY Beam 4-Leg Base 2 Seat, 1 Top Center Seat - Upholstered With Arms on Ends Only	QUPYBL3A-04 2	92			3137 3476 4067	3215 3552 4144	3291 3631 4221	3360 3696 4287	3432 3775 4364	<b>Beam Table Top</b> LPIS, LPFIS LWIS, LWFIS VWIS, VWFIS	 LPIS  LPFIS
	<b>Corner Table Frame</b> Quanta QUPY Beam 4-Leg Base 2 Seat, 1 Top Center with Corner Table Right Seat - Upholstered With Arms on Ends Only	QUPYBL3A-04 2R	102			3297 3636 4227	3375 3715 4306	3453 3792 4381	3518 3858 4448	3596 3935 4524	<b>Beam Table Top</b> LPIS, LPFIS LWIS, LWFIS VWIS, VWFIS	 LWIS  LWFIS
	<b>Corner Table</b> Ordered Separately	AQUHDBL3 2634RE	18	973 1603 2398							<b>Corner Table Top</b> LPIS, LPFIS LWIS, LWFIS VWIS, VWFIS	 VWIS
	<b>Corner Table Frame</b> Quanta QUPY Beam 4-Leg Base 2 Seat, 1 Top Center with Corner Table Left Seat - Upholstered With Arms on Ends Only	QUPYBL3A-04 2L	102			3297 3636 4227	3375 3715 4306	3453 3792 4381	3518 3858 4448	3596 3935 4524	<b>Beam Table Top</b> LPIS, LPFIS LWIS, LWFIS VWIS, VWFIS	 VWFIS
	<b>Corner Table</b> Ordered Separately	AQUHDBL3 2634RE	18	973 1603 2398							<b>Corner Table Top</b> LPIS, LPFIS LWIS, LWFIS VWIS, VWFIS	

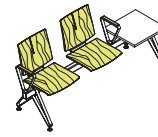
For model numbers that have a corner table option, the corner table must be purchased separately.

#### COM Yardage

Refer to page 271.






































#### To Order, Specify...

- Model Number
- Shell Color
- Leg Color
- Upholstery Selection
- Top Material
- Edge Detail and Color



Questions?

800 876 2120

Style	Description	Model #	Product Wt	material > grade >	Corner Top	Wood Shell	Fabric Grade 2 or COM	Fabric Grade 3	Fabric Grade 4	Fabric Grade 5	Fabric Grade 6	Top	
<b>Two Seat/One Top</b>   QUPYBL3A-071	<b>Standard Frame</b> Quanta QUPY Beam 4-Leg Base 2 Seat, 1 Top Left With Arms on Ends Only	QUPYBL3A-071	88			2673 3011 3602						<b>Beam Table Top</b> LPIS, LPFIS LWIS, LWFIS VWIS, VWFIS	 LP1S  LPF1S  LW1S  LWF1S  VW1S  VWF1S
	<b>Corner Table Frame</b> Quanta QUPY Beam 4-Leg Base 2 Seat, 1 Top Left with Corner Table Right With Arms on Ends Only	QUPYBL3A-071R	96			2833 3175 3765						<b>Beam Table Top</b> LPIS, LPFIS LWIS, LWFIS VWIS, VWFIS	 LP1S  LPF1S  LW1S  LWF1S  VW1S  VWF1S
	<b>Corner Table</b> Ordered Separately	AQUHDBL3 2634RE	18		973 1603 2398							<b>Corner Table Top</b> LPIS, LPFIS LWIS, LWFIS VWIS, VWFIS	 LP1S  LPF1S  LW1S  LWF1S  VW1S  VWF1S
	<b>Standard Frame</b> Quanta QUPY Beam 4-Leg Base 2 Seat, 1 Top Left Seat - Upholstered With Arms on Ends Only	QUPYBL3A-041	92				3137 3476 4067	3215 3552 4144	3291 3631 4221	3360 3696 4287	3432 3775 4364	<b>Beam Table Top</b> LPIS, LPFIS LWIS, LWFIS VWIS, VWFIS	 LP1S  LPF1S  LW1S  LWF1S  VW1S  VWF1S
	<b>Corner Table Frame</b> Quanta QUPY Beam 4-Leg Base 2 Seat, 1 Top Left with Corner Table Right Seat - Upholstered With Arms on Ends Only	QUPYBL3A-041R	102				3297 3636 4227	3375 3715 4306	3453 3792 4381	3518 3858 4448	3596 3935 4524	<b>Beam Table Top</b> LPIS, LPFIS LWIS, LWFIS VWIS, VWFIS	 LP1S  LPF1S  LW1S  LWF1S  VW1S  VWF1S
	<b>Corner Table</b> Ordered Separately	AQUHDBL3 2634RE	18		973 1603 2398							<b>Corner Table Top</b> LPIS, LPFIS LWIS, LWFIS VWIS, VWFIS	 LP1S  LPF1S  LW1S  LWF1S  VW1S  VWF1S

For model numbers that have a corner table option, the corner table must be purchased separately.

**COM Yardage**

Refer to page 271.

**Finish Options**

Chrome .....	\$ 165
Nickel .....	\$ 223
Powder Coat - Standard .....	n/c
Powder Coat - Premium .....	\$ 165

TRANSPARENT AND PLATINUM POWDER COAT NOT AVAILABLE

BEAM WILL ALWAYS BE BLACK

**Wire Management Options**

Wire Management Beam (per beam) .....	Code WHDS
---------------------------------------	-----------

**Power and Data Options**

Please reference the Power & Data Price List

**Code**

**Price**

\$ 256

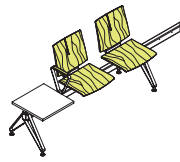
**Custom Charges**

Powder Coat Alternative (per color) .....	Code OPA	Price call
Stain Finish Match (per finish) .....	Code OSM	\$ 996

# Quanta Max

Ply Beam








Arm on One End Outside Seat



VERSTEEL

## Questions?

800 876 2120

				material > grade >	Corner Top	Wood Shell	Fabric Grade 2 or COM	Fabric Grade 3	Fabric Grade 4	Fabric Grade 5	Fabric Grade 6	Top	
Style	Description	Model #	Product Wt										
<b>Two Seat/One Top</b>   QUPYBL3AE-07 3L	<b>Corner Table Frame</b> Quanta QUPY Beam 4-Leg Base 2 Seat, 1 Top Right with Corner Table Left With Arm on 1 End Outside Seat	QUPYBL3AE-07 3L	92			2704 3046 3633						<b>Beam Table Top</b> LP1S, LPF1S LW1S, LWF1S VW1S, VWF1S	 LP1S  LPF1S
	<b>Corner Table</b> Ordered Separately	AQUHDBL3 2634RE	18		973 1603 2398							<b>Corner Table Top</b> LP1S, LPF1S LW1S, LWF1S VW1S, VWF1S	 LW1S
	<b>Corner Table Frame</b> Quanta QUPY Beam 4-Leg Base 2 Seat, 1 Top Right with Corner Table Left Seat - Upholstered With Arm on 1 End Outside Seat	QUPYBL3AE-04 3L	96				3170 3509 4100	3247 3587 4175	3324 3663 4255	3391 3729 4318	3468 3806 4397	<b>Beam Table Top</b> LP1S, LPF1S LW1S, LWF1S VW1S, VWF1S	 LWF1S  VW1S
	<b>Corner Table</b> Ordered Separately	AQUHDBL3 2634RE	18		973 1603 2398							<b>Corner Table Top</b> LP1S, LPF1S LW1S, LWF1S VW1S, VWF1S	 VWF1S

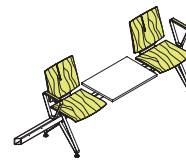
For model numbers that have a corner table option, the corner table must be purchased separately.

## COM Yardage

Refer to page 271.

## To Order, Specify...

- Model Number
- Shell Color
- Leg Color
- Upholstery Selection
- Top Material
- Edge Detail and Color



Questions?

800 876 2120

Style	Description	Model #	Product Wt	material > grade >	Corner Top	Wood Shell	Fabric Grade 2 or COM	Fabric Grade 3	Fabric Grade 4	Fabric Grade 5	Fabric Grade 6	Top	
<b>Two Seat/One Top</b>   QUPYBL3AE-07 2R	<b>Corner Table Frame</b> Quanta QUPY Beam 4-Leg Base 2 Seat, 1 Top Center with Corner Table Right With Arm on 1 End Outside Seat	QUPYBL3AE-07 2R	97			2704 3046 3633						<b>Beam Table Top</b> LPIS, LPFIS LWIS, LWFIS VWIS, VWFIS	 LPIS  LPFIS  LWIS  LWFIS  VWIS  VWFIS
	<b>Corner Table</b> Ordered Separately	AQUHDBL3 2634RE	18		973 1603 2398							<b>Corner Table Top</b> LPIS, LPFIS LWIS, LWFIS VWIS, VWFIS	 LPIS  LPFIS  LWIS  LWFIS  VWIS  VWFIS
	<b>Corner Table Frame</b> Quanta QUPY Beam 4-Leg Base 2 Seat, 1 Top Center with Corner Table Left With Arm on 1 End Outside Seat	QUPYBL3AE-07 2L	97			2704 3046 3633						<b>Beam Table Top</b> LPIS, LPFIS LWIS, LWFIS VWIS, VWFIS	 LPIS  LPFIS  LWIS  LWFIS  VWIS  VWFIS
	<b>Corner Table</b> Ordered Separately	AQUHDBL3 2634RE	18		973 1603 2398							<b>Corner Table Top</b> LPIS, LPFIS LWIS, LWFIS VWIS, VWFIS	 LPIS  LPFIS  LWIS  LWFIS  VWIS  VWFIS
	<b>Corner Table Frame</b> Quanta QUPY Beam 4-Leg Base 2 Seat, 1 Top Center with Corner Table Right Seat - Upholstered With Arm on 1 End Outside Seat	QUPYBL3AE-04 2R	101				3170 3509 4100	3247 3587 4175	3324 3663 4255	3391 3729 4318	3468 3806 4397	<b>Beam Table Top</b> LPIS, LPFIS LWIS, LWFIS VWIS, VWFIS	 LPIS  LPFIS  LWIS  LWFIS  VWIS  VWFIS
	<b>Corner Table</b> Ordered Separately	AQUHDBL3 2634RE	18		973 1603 2398							<b>Corner Table Top</b> LPIS, LPFIS LWIS, LWFIS VWIS, VWFIS	 LPIS  LPFIS  LWIS  LWFIS  VWIS  VWFIS
	<b>Corner Table Frame</b> Quanta QUPY Beam 4-Leg Base 2 Seat, 1 Top Center with Corner Table Left Seat - Upholstered With Arm on 1 End Outside Seat	QUPYBL3AE-04 2L	101				3170 3509 4100	3247 3587 4175	3324 3663 4255	3391 3729 4318	3468 3806 4397	<b>Beam Table Top</b> LPIS, LPFIS LWIS, LWFIS VWIS, VWFIS	 LPIS  LPFIS  LWIS  LWFIS  VWIS  VWFIS
	<b>Corner Table</b> Ordered Separately	AQUHDBL3 2634RE	18		973 1603 2398							<b>Corner Table Top</b> LPIS, LPFIS LWIS, LWFIS VWIS, VWFIS	 LPIS  LPFIS  LWIS  LWFIS  VWIS  VWFIS

For model numbers that have a corner table option, the corner table must be purchased separately.

**COM Yardage**  
Refer to page 271.

**Finish Options**

Chrome .....	\$ 165
Nickel .....	\$ 223
Powder Coat - Standard .....	n/c
Powder Coat - Premium .....	\$ 165

TRANSPARENT AND PLATINUM POWDER COAT NOT AVAILABLE  
BEAM WILL ALWAYS BE BLACK

**Wire Management Options**

Wire Management Beam (per beam) .....	Code WHDS
---------------------------------------	-----------

**Power and Data Options**

Please reference the Power & Data Price List

**Code**

**Price**

\$ 256

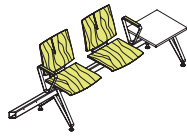
**Custom Charges**

Powder Coat Alternative (per color) .....	Code OPA	Price call
Stain Finish Match (per finish) .....	Code OSM	\$ 996

# Quanta Max

Ply Beam

Arms on One End Outside Seat



VERSTEEL

## Questions?

800 876 2120

				material > grade >	Corner Top	Wood Shell	Fabric Grade 2 or COM	Fabric Grade 3	Fabric Grade 4	Fabric Grade 5	Fabric Grade 6	Top	
Style	Description	Model #	Product Wt										
<b>Two Seat/One Top</b>   QUPYBL3AE-07 1R	<b>Corner Table Frame</b> Quanta QUPY Beam 4-Leg Base 2 Seat, 1 Top Left with Corner Table Right With Arm on 1 End Outside Seat	QUPYBL3AE-07 1R	92			2704 3046 3633						<b>Beam Table Top</b> LP1S, LPF1S LW1S, LWF1S VW1S, VWF1S	 LP1S  LPF1S  LW1S  LWF1S  VW1S
	<b>Corner Table</b> Ordered Separately	AQUHDBL3 2634RE	18	973 1603 2398								<b>Corner Table Top</b> LP1S, LPF1S LW1S, LWF1S VW1S, VWF1S	 LP1S  LPF1S  LW1S  LWF1S  VW1S
	<b>Corner Table Frame</b> Quanta QUPY Beam 4-Leg Base 2 Seat, 1 Top Left with Corner Table Right Seat - Upholstered With Arm on 1 End Outside Seat	QUPYBL3AE-04 1R	96				3170 3509 4100	3247 3587 4175	3324 3663 4255	3391 3729 4318	3468 3806 4397	<b>Beam Table Top</b> LP1S, LPF1S LW1S, LWF1S VW1S, VWF1S	 LP1S  LPF1S  LW1S  LWF1S  VW1S
	<b>Corner Table</b> Ordered Separately	AQUHDBL3 2634RE	18	973 1603 2398								<b>Corner Table Top</b> LP1S, LPF1S LW1S, LWF1S VW1S, VWF1S	 LP1S  LPF1S  LW1S  LWF1S  VW1S

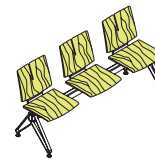
For model numbers that have a corner table option, the corner table must be purchased separately.

## COM Yardage

Refer to page 271.








## To Order, Specify...

- 1 Model Number
- 2 Shell Color
- 3 Leg Color
- 4 Upholstery Selection
- 5 Top Material
- 6 Edge Detail and Color



[Questions?](#)

800 876 2120

				material > grade >	Corner Top	Wood Shell	Fabric Grade 2 or COM	Fabric Grade 3	Fabric Grade 4	Fabric Grade 5	Fabric Grade 6	Top	
Style	Description	Model #	Product Wt										
<b>Three Seat</b>   QUPYBL3-07	<b>Standard Frame</b> Quanta QUPY Beam 4-Leg Base 3 Seat Without Arms	QUPYBL3-07	80			2547							 LP1S  LPF1S  LW1S  LWF1S  VW1S  VWF1S
	<b>Corner Table Frame</b> Quanta QUPY Beam 4-Leg Base 3 Seat with Corner Table Right Without Arms	QUPYBL3-07 R	91			2708							
	<b>Corner Table</b> Ordered Separately	AQUHDBL3 2939RE	22		973 1603 2398							<b>Corner Table Top</b> LPIS, LPFIS LWIS, LWFIS VWIS, VWFIS	
	<b>Corner Table Frame</b> Quanta QUPY Beam 4-Leg Base 3 Seat with Corner Table Left Without Arms	QUPYBL3-07 L	91			2708							
	<b>Corner Table</b> Ordered Separately	AQUHDBL3 2939RE	22		973 1603 2398							<b>Corner Table Top</b> LPIS, LPFIS LWIS, LWFIS VWIS, VWFIS	

For model numbers that have a corner table option, the corner table must be purchased separately.

**Finish Options**

Chrome .....	Price \$ 165
Nickel .....	\$ 223
Powder Coat - Standard .....	n/c
Powder Coat - Premium .....	\$ 165

TRANSPARENT AND PLATINUM POWDER COAT NOT AVAILABLE  
BEAM WILL ALWAYS BE BLACK

**Wire Management Options**

Wire Management Beam (per beam) .....	Code WHDS
---------------------------------------	-----------

**Power and Data Options**

Please reference the Power & Data Price List

**Price**

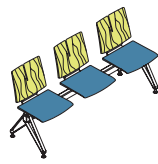
Wire Management Beam (per beam) .....	Price \$ 256
---------------------------------------	--------------

**Custom Charges**

Powder Coat Alternative (per color) .....	Code OPA	Price call
Stain Finish Match (per finish) .....	OSM	\$ 996

# Quanta Max

Ply Beam  
Armless



VERSTEEL

## Questions?

800 876 2120

				material > grade >	Corner Top	Wood Shell	Fabric Grade 2 or COM	Fabric Grade 3	Fabric Grade 4	Fabric Grade 5	Fabric Grade 6	Top	
Style	Description	Model #	Product Wt										
<b>Three Seat</b>   QUPYBL3-04	<b>Standard Frame</b> Quanta QUPY Beam 4-Leg Base 3 Seat Seat - Upholstered Without Arms	QUPYBL3-04	87				3242	3361	3476	3571	3688		 LP1S  LPF1S
	<b>Corner Table Frame</b> Quanta QUPY Beam 4-Leg Base 3 Seat with Corner Table Right Seat - Upholstered Without Arms	QUPYBL3-04 R	98				3402	3519	3636	3733	3851		 LW1S  LWF1S
	<b>Corner Table</b> Ordered Separately	AQUHDBL3 2939RE	22	973 1603 2398								<b>Corner Table Top</b> LP1S, LPF1S LW1S, LWF1S VW1S, VWF1S	 VW1S
	<b>Corner Table Frame</b> Quanta QUPY Beam 4-Leg Base 3 Seat with Corner Table Left Seat - Upholstered Without Arms	QUPYBL3-04 L	98				3402	3519	3636	3733	3851		 VWF1S
	<b>Corner Table</b> Ordered Separately	AQUHDBL3 2939RE	22	973 1603 2398								<b>Corner Table Top</b> LP1S, LPF1S LW1S, LWF1S VW1S, VWF1S	

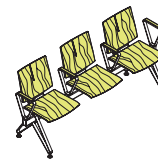
For model numbers that have a corner table option, the corner table must be purchased separately.

## COM Yardage

Refer to page 271.








## To Order, Specify...

- Model Number
- Shell Color
- Leg Color
- Upholstery Selection
- Top Material
- Edge Detail and Color



Questions?

800 876 2120

		material > grade >	Corner Top	Wood Shell	Fabric Grade 2 or COM	Fabric Grade 3	Fabric Grade 4	Fabric Grade 5	Fabric Grade 6	Top	
Style	Description	Model #	Product Wt								
<b>Three Seat</b>   QUPYBL3AA-07	<b>Standard Frame</b> Quanta QUPY Beam 4-Leg Base 3 Seat With Arms on All 3 Seats	QUPYBL3AA-07	96		3320						 LP1S  LPF1S  LW1S  LWF1S  VW1S  VWF1S
	<b>Corner Table Frame</b> Quanta QUPY Beam 4-Leg Base 3 Seat with Corner Table Right With Arms on All 3 Seats	QUPYBL3AA-07 R	106		3481						
	<b>Corner Table</b> Ordered Separately	AQUHDBL3 2634RE	18	973 1603 2398						<b>Corner Table Top</b> LPIS, LPFIS LWIS, LWFIS VWIS, VWFIS	
	<b>Corner Table Frame</b> Quanta QUPY Beam 4-Leg Base 3 Seat with Corner Table Left With Arms on All 3 Seats	QUPYBL3AA-07 L	106		3481						
	<b>Corner Table</b> Ordered Separately	AQUHDBL3 2634RE	18	973 1603 2398						<b>Corner Table Top</b> LPIS, LPFIS LWIS, LWFIS VWIS, VWFIS	

For model numbers that have a corner table option, the corner table must be purchased separately.

**Finish Options**

Chrome .....	Price \$ 165
Nickel .....	\$ 223
Powder Coat - Standard .....	n/c
Powder Coat - Premium .....	\$ 165

TRANSPARENT AND PLATINUM POWDER COAT NOT AVAILABLE  
BEAM WILL ALWAYS BE BLACK

**Wire Management Options**

Wire Management Beam (per beam) .....	Code WHDS
---------------------------------------	-----------

**Power and Data Options**

Please reference the Power & Data Price List

**Code**

**Price**

\$ 256

**Custom Charges**

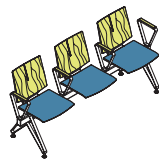
Powder Coat Alternative (per color) .....	Code OPA
Stain Finish Match (per finish) .....	OSM

**Price**

call \$ 996

# Quanta Max

Ply Beam  
Arms on All 3 Seats



VERSTEEL

## Questions?

800 876 2120

				material > grade >	Corner Top	Wood Shell	Fabric Grade 2 or COM	Fabric Grade 3	Fabric Grade 4	Fabric Grade 5	Fabric Grade 6	Top	
Style	Description	Model #	Product Wt										
<b>Three Seat</b>   QUPYBL3AA-04	<b>Standard Frame</b> Quanta QUPY Beam 4-Leg Base 3 Seat Seat - Upholstered With Arms on All 3 Seats	QUPYBL3AA-04	104				4017	4133	4249	4345	4461		 LP1S  LPF1S  LW1S  LWF1S  VW1S  VWF1S
	<b>Corner Table Frame</b> Quanta QUPY Beam 4-Leg Base 3 Seat with Corner Table Right Seat - Upholstered With Arms on All 3 Seats	QUPYBL3AA-04 R	113				4177	4295	4411	4507	4623		
	<b>Corner Table</b> Ordered Separately	AQUHDBL3 2634RE	18	973 1603 2398								<b>Corner Table Top</b> LP1S, LPF1S LW1S, LWF1S VW1S, VWF1S	
	<b>Corner Table Frame</b> Quanta QUPY Beam 4-Leg Base 3 Seat with Corner Table Left Seat - Upholstered With Arms on All 3 Seats	QUPYBL3AA-04 L	113				4177	4295	4411	4507	4623		
	<b>Corner Table</b> Ordered Separately	AQUHDBL3 2634RE	18	973 1603 2398								<b>Corner Table Top</b> LP1S, LPF1S LW1S, LWF1S VW1S, VWF1S	

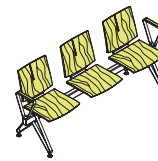
For model numbers that have a corner table option, the corner table must be purchased separately.

## COM Yardage

Refer to page 271.


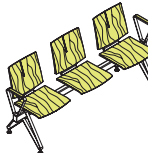






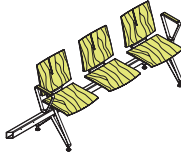
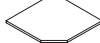
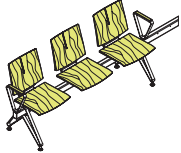
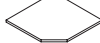
## To Order, Specify...

- Model Number
- Shell Color
- Leg Color
- Upholstery Selection
- Top Material
- Edge Detail and Color



Questions?

800 876 2120

				material > grade >	Corner Top	Wood Shell	Fabric Grade 2 or COM	Fabric Grade 3	Fabric Grade 4	Fabric Grade 5	Fabric Grade 6	Top	
Style	Description	Model #	Product Wt										
<b>Three Seat</b>   QUPYBL3A-07	<b>Standard Frame</b> Quanta QUPY Beam 4-Leg Base 3 Seat With Arms on 2 End Seats 	<b>QUPYBL3A-07</b>	90			2804							 LP1S  LPF1S  LW1S  LWF1S  VW1S  VWF1S
	<b>Corner Table Frame</b> Quanta QUPY Beam 4-Leg Base 3 Seat with Corner Table Right With Arms on 2 End Seats 	<b>QUPYBL3A-07 R</b>	99			2967							
	<b>Corner Table</b> Ordered Separately 	<b>AQUHDBL3 2634RE</b>	18	973 1603 2398								<b>Corner Table Top</b> LPIS, LPFIS LWIS, LWFIS VWIS, VWFIS	
	<b>Corner Table Frame</b> Quanta QUPY Beam 4-Leg Base 3 Seat with Corner Table Left With Arms on 2 End Seats 	<b>QUPYBL3A-07 L</b>	99			2967							
	<b>Corner Table</b> Ordered Separately 	<b>AQUHDBL3 2634RE</b>	18	973 1603 2398								<b>Corner Table Top</b> LPIS, LPFIS LWIS, LWFIS VWIS, VWFIS	

For model numbers that have a corner table option, the corner table must be purchased separately.

**Finish Options**

Chrome .....	Price \$ 165
Nickel .....	\$ 223
Powder Coat - Standard .....	n/c
Powder Coat - Premium .....	\$ 165

TRANSPARENT AND PLATINUM POWDER COAT NOT AVAILABLE  
BEAM WILL ALWAYS BE BLACK

**Wire Management Options**

Wire Management Beam (per beam) .....	Code WHDS
---------------------------------------	-----------

**Power and Data Options**

Please reference the Power & Data Price List

**Price**

\$ 256
--------

**Custom Charges**

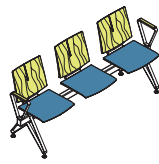
Powder Coat Alternative (per color) .....	Code OPA
Stain Finish Match (per finish) .....	OSM

**Price**

call \$ 996
-------------

# Quanta Max

Ply Beam  
Arms on 2 End Seats



VERSTEEL

## Questions?

800 876 2120

				material > grade >	Corner Top	Wood Shell	Fabric Grade 2 or COM	Fabric Grade 3	Fabric Grade 4	Fabric Grade 5	Fabric Grade 6	Top	
Style	Description	Model #	Product Wt										
<b>Three Seat</b>   QUPYBL3A-04	<b>Standard Frame</b> Quanta QUPY Beam 4-Leg Base 3 Seat Seat - Upholstered With Arms on 2 End Seats	QUPYBL3A-04	97				3502	3619	3733	3829	3946		 LP1S  LPF1S
	<b>Corner Table Frame</b> Quanta QUPY Beam 4-Leg Base 3 Seat with Corner Table Right Seat - Upholstered With Arms on 2 End Seats	QUPYBL3A-04 R	106				3662	3778	3894	3990	4106		 LW1S  LWF1S
	<b>Corner Table</b> Ordered Separately	AQUHDBL3 2634RE	18	973 1603 2398								<b>Corner Table Top</b> LP1S, LPF1S LW1S, LWF1S VW1S, VWF1S	 VW1S
	<b>Corner Table Frame</b> Quanta QUPY Beam 4-Leg Base 3 Seat with Corner Table Left Seat - Upholstered With Arms on 2 End Seats	QUPYBL3A-04 L	106				3662	3778	3894	3990	4106		 VWF1S
	<b>Corner Table</b> Ordered Separately	AQUHDBL3 2634RE	18	973 1603 2398								<b>Corner Table Top</b> LP1S, LPF1S LW1S, LWF1S VW1S, VWF1S	

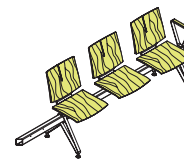
For model numbers that have a corner table option, the corner table must be purchased separately.

## COM Yardage

Refer to page 271.


























## To Order, Specify...

- Model Number
- Shell Color
- Leg Color
- Upholstery Selection
- Top Material
- Edge Detail and Color



Questions?

800 876 2120

		material > grade >	Corner Top	Wood Shell	Fabric Grade 2 or COM	Fabric Grade 3	Fabric Grade 4	Fabric Grade 5	Fabric Grade 6	Top	
Style	Description	Model #	Product Wt								
<b>Three Seat</b>   QUPYBL3AE-07 R	<b>Corner Table Frame</b> Quanta QUPY Beam 4-Leg Base 3 Seat with Corner Table Right With Arm on 1 End Seat	QUPYBL3AE-07 R	98		2804						
	<b>Corner Table</b> Ordered Separately	AQUHDBL3 2634RE	18	973 1603 2398						<b>Corner Table Top</b> LPIS, LPFIS LWIS, LWFIS VWIS, VWFIS	 LPIS  LPFIS  LWIS  LWFIS  VWIS  VWFIS
	<b>Corner Table Frame</b> Quanta QUPY Beam 4-Leg Base 3 Seat with Corner Table Left With Arm on 1 End Seat	QUPYBL3AE-07 L	98		2804						
	<b>Corner Table</b> Ordered Separately	AQUHDBL3 2634RE	18	973 1603 2398						<b>Corner Table Top</b> LPIS, LPFIS LWIS, LWFIS VWIS, VWFIS	 LPIS  LPFIS  LWIS  LWFIS  VWIS  VWFIS
	<b>Corner Table Frame</b> Quanta QUPY Beam 4-Leg Base 3 Seat with Corner Table Right Seat - Upholstered With Arm on 1 End Seat	QUPYBL3AE-04 R	103			3534	3619	3733	3829	3946	
	<b>Corner Table</b> Ordered Separately	AQUHDBL3 2634RE	18	973 1603 2398						<b>Corner Table Top</b> LPIS, LPFIS LWIS, LWFIS VWIS, VWFIS	 LPIS  LPFIS  LWIS  LWFIS  VWIS  VWFIS
For model numbers that have a corner table option, the corner table must be purchased separately.  <b>COM Yardage</b> Refer to page 271.	<b>Corner Table Frame</b> Quanta QUPY Beam 4-Leg Base 3 Seat with Corner Table Left Seat - Upholstered With Arm on 1 End Seat	QUPYBL3AE-04 L	103			3534	3619	3733	3829	3946	
	<b>Corner Table</b> Ordered Separately	AQUHDBL3 2634RE	18	973 1603 2398						<b>Corner Table Top</b> LPIS, LPFIS LWIS, LWFIS VWIS, VWFIS	 LPIS  LPFIS  LWIS  LWFIS  VWIS  VWFIS

**Finish Options**

Chrome .....	\$ 165
Nickel .....	\$ 223
Powder Coat - Standard .....	n/c
Powder Coat - Premium .....	\$ 165

TRANSPARENT AND PLATINUM POWDER COAT NOT  
AVAILABLE  
BEAM WILL ALWAYS BE BLACK

**Wire Management Options**

Wire Management Beam (per beam) .....	Code WHDS
---------------------------------------	-----------

**Power and Data Options**

Please reference the Power & Data Price List

**Code**

**Price**

\$ 256
--------

**Custom Charges**

Powder Coat Alternative (per color) .....	Code OPA	Price call
Stain Finish Match (per finish) .....	Code OSM	\$ 996



**Specifications**

Sate is available in 4-leg guest, stool and swivel base styles with a molded resilient polypropylene resin or veneer shell. All can be specified with or without arms. Polypropylene armcaps are available in three colors. An upholstered seat pad can be specified on all models. 4-leg chairs are also available with a tablet arm.

**Features**

The clean design of the chair features a flex motion and innovative frame that allows for continual user support. 4-leg chairs and stools are standard with polyethylene glides. The die cast aluminum 5-star base incorporates dual wheel black casters. 4-leg chairs are lightweight and easy to stack on the floor or on the Sate Chair Trolley for a more efficient use of space. See below for stacking information.

**Stacking Information**

**Floor**

Guest Chair (w/o Casters) . . . . . 10 (6 if seats are upholstered)  
Guest Chair (w/Casters) . . . . . 6 (4 if seats are upholstered)

**Trolley**

Guest Chair (with or w/o Casters) 20 (10 if seats are upholstered)

**Shipping Schedule**

Poly Shell	3-5 WEEKS
Ply Shell	3-5 WEEKS

Contact Versteel Customer Service for special lead time requests.

**NOTE** CHAIR ORDERS WITH COM UPHOLSTERY WILL BE SCHEDULED UPON RECEIPT OF COM UPHOLSTERY YARDAGE

**BIFMA**

All Versteel products are constructed to pass the relevant ANSI/BIFMA standards. For more detailed specifications by series and base style, contact Versteel Customer Service at 800.876.2120.

Additional information regarding warranty, terms and conditions, shipping, care and maintenance, etc. can be found in the All Seating price list.



Sate Guest Chair  
Armless/Arms

Chair Dimensions  
Overall height: 32 5/8"  
Overall width w/ armcaps: 23 1/2"  
Overall width w/o armcaps: 22 1/2"  
Overall width w/o arms: 20"  
Overall depth: 21 3/8"  
Seat height: 18"  
Seat width: 17 1/2"  
Seat depth: 16 3/8"  
Arm height w/ armcaps: 26 3/8"  
Actual weight: 17 lbs. w/ arms  
Actual weight: 16 lbs. w/o arms



Sate Guest Chair  
Retractable Tablet Arm

Chair Dimensions  
Overall height: 32 5/8"  
Overall width w/ tablet up: 23 3/8"  
Overall depth w/ tablet up: 27 3/8"  
Seat height: 18"  
Seat width: 17 1/2"  
Seat depth: 16 3/8"  
Arm height: 26 3/8"  
Actual weight: 23 lbs.



Key	Description
1	3/4" 12 gauge steel tube
2	seat shell, molded resilient polypropylene resin
3	seat shell, veneer
4	polyethylene glide
5	polypropylene armcap

**Sate Stool - 24"**

**Armless/Arms**

Stool Dimensions  
Overall height: 39"  
Overall width w/ armcaps: 23½"  
Overall width w/o armcaps: 22½"  
Overall width w/o arms: 20 7⁄8"  
Overall depth: 22¼"  
Seat height: 24"  
Seat width: 17½"  
Seat depth: 16 3⁄8"  
Arm height w/ armcaps: 32 5⁄8"  
Actual weight: 18 lbs. w/ arms  
Actual weight: 17 lbs. w/o arms



**Sate Stool - 29"**

**Armless/Arms**

Stool Dimensions  
Overall height: 44"  
Overall width w/ armcaps: 23½"  
Overall width w/o armcaps: 22½"  
Overall width w/o arms: 21 1⁄8"  
Overall depth: 22¼"  
Seat height: 29"  
Seat width: 17½"  
Seat depth: 16 3⁄8"  
Arm height w/ armcaps: 37 5⁄8"  
Actual weight: 19 lbs. w/ arms  
Actual weight: 18 lbs. w/o arms



**Stacking (Trolley)**

Guest Chair with or without casters ..... 20 (10 if seats are upholstered)

**Stacking (Floor)**

Guest Chair without casters ..... 10 (6 if seats are upholstered)  
Guest Chair with casters ..... 6 (4 if seats are upholstered)

**Sate Swivel Base  
Armless/Arms**

Chair Dimensions  
Overall height: 31½" - 36½"  
Overall width: 27"  
Overall depth: 26½"  
Seat height: 16½" - 21½"  
Seat width: 17½"  
Seat depth: 18"  
Arm height w/ armcaps: 25" - 30"  
Actual weight: 24 lbs. w/ arms  
Actual weight: 22 lbs. w/o arms



Key	Description
1	die cast aluminum 5-star base
2	seat shell, molded resilient polypropylene resin
3	seat shell, veneer
4	dual wheel caster, two tone
5	polypropylene armcap

**Sate Swivel Base Stool**  
**Armless/Arms**

Stool Dimensions  
Overall height: 36" - 45 1/4"  
Overall width: 27"  
Overall depth: 26 1/2"  
Seat height: 22" - 31 1/4"  
Seat width: 17 1/2"  
Seat depth: 18"  
Arm height w/ armcaps: 30 1/2" - 39 1/4"  
Actual weight: 31 lbs. w/ arms  
Actual weight: 28 lbs. w/o arms



**Standard Versteel Upholstery**

Standard Versteel Upholstery offers a range of materials, from fabrics in a variety of colors and textures to vinyls for soil resistance. Please refer to Versteel's fabric cards or the "Materials + Finishes" section of our website for information.

**Grade-In Upholstery**

Versteel has coordinated with upholstery manufacturers to simplify your order process. Many of the manufacturers' offerings have been pre-approved for application on Versteel Seating.

Contact Versteel Customer Service with your selected fabric choice to be graded in. You will be supplied with the appropriate grade-in designator. On your purchase order, complete the information with the pattern name, color description and grade-in designator, and Versteel will take it from there.

**Customer's Own Material**

Customer's Own Materials (COM's) are not an issue on Sate. Many COM's are pre-approved for application on Versteel Seating. Call Versteel Customer Service with your COM selection to determine if it has been pre-approved. If your selection has not been pre-approved, reference the "Receiving COM Approval" section below.

**Receiving COM Approval**

Not all materials are suitable for upholstery on Sate. A 12" x 12" memo sample must be supplied for approval before a COM material is accepted for an order. If the material is directional in pattern or weave, the pattern repeat (in inches) in both directions or the weave direction must be supplied.

**Excess COM**

Versteel will not store excess COM for more than 30 days after the order has been completed. If excess material is to be returned after order completion, send the request to Versteel Customer Service prior to acknowledged ship date. It is the customer's responsibility to arrange for the return of the material "freight collect."

**COM Requiring Application Test**

If an application test is required for your selected COM, send test sample material along with the following.

1. Name and return address
2. Model selected
3. Sketch showing special requirements for the positioning of the materials' pattern on the seat and ledge, if special considerations are required.

**NOTE** ALL UPHOLSTERIES ARE CUT UP THE ROLL TO MAXIMIZE YIELD AND WEAR PERFORMANCE

**Ship COM to:**

**Versteel**  
**2332 Cathy Lane**  
**Jasper, IN 47546**

COM must be shipped to the factory with transportation costs "prepaid." If material is considered defective or unusable, it will be returned "transportation collect."

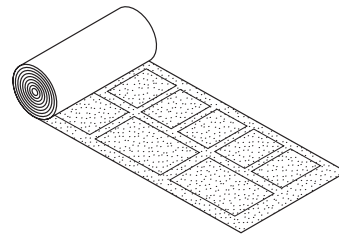
For standard lead time orders, tag fabric with purchase order number and identify with project number if possible.

**Application of Directional Fabrics**

Due to the upholstering process, some fabrics not considered directional by the supplier may be considered directional by Versteel.

All COM's are cut "up the roll" unless otherwise directed by the customer (see illustration below).

**EXAMPLE** PATTERN CUT UP THE ROLL



If special cutting or upholstery application is required, you must indicate requirement at time of order entry.

#### Sate COM Yardage Requirements

COM yardage requirements are calculated for chairs and stools based on a material width of 54" and a repeat of 2" or less. For material less than 54" wide, contact Versteel for yardage requirements. Use the chart below as a guide to calculate your COM yardage. For quantities greater than 20 chairs or stools, contact Versteel Customer Service for calculation of COM yardage by model.

Quantity of Chairs	1	2	3	4	5	6	7	8	9	10	11	12	13	14	15	16	17	18	19	20
<b>Sate</b>																				
Upholstered Seat Only	1.0	1.5	1.5	2.0	2.5	2.5	3.5	3.5	4.0	4.0	4.5	4.5	5.0	5.5	5.5	6.0	6.5	6.5	7.0	7.5

#### Patterned COM Additional Yardage Guide

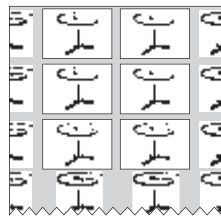
Use the guide below to aid in ordering the appropriate COM fabric when needing to match a pattern with a repeat. To use this guide, add the vertical and horizontal repeats together (e.g. a 5" vertical repeat plus an 11" horizontal repeat gives a 16" total). Then find the appropriate entry on the chart, and increase the yardage estimate by the percentage indicated.

For example: The yardage estimate is 8 yards of 54" wide fabric and the pattern has a repeat of 11" horizontal and 5" vertical. Add up the repeats (11" + 5" = 16") and find the appropriate entry - 15% in this example. Fifteen percent more fabric is required to match the pattern. 8 yards plus an extra 15% is 9.2 yards.

Fabric Width	Plain Fabric	3" - 14" Repeat	15" - 19" Repeat	20" - 27" Repeat	28" - 36" Repeat	37" - 45" Repeat	46" - 54" Repeat
54"	0%	10%	15%	20%	25%	30%	35%
50" - 52"	10%	20%	25%	30%	35%	40%	45%

#### Decorative Patterns

Yardage requirements are greatly affected by the size of the repeat and the print or pattern of the material. Versteel cuts all seating patterns with aesthetic concerns in mind for high quality and consistency. Refer to the COM listing for the yardage required for pattern repeat.



To Order, Specify...

- 1 Model Number
- 2 Shell Color
- 3 Frame Color
- 4 Swivel Base Color
- 5 Upholstery Selection
- 6 Frame Options



A CES-04 is a Chela series, armless sled base chair with an upholstered seat.

The codes WESW / PWHL / PWHL specify an Espresso Walnut shell with a White Linen frame and a White Linen swivel base color.

Model Number STRSVA-01



Orders may be sent via

Mailing Address

Versteel  
2332 Cathy Lane  
Jasper IN 47546

Contact Versteel

Email      contact@versteel.com  
Phone      800 876 2120  
             812 634 2120  
Fax         812 482 9318

**Sate Shells**

Sate poly shells are molded with resilient, flexible polypropylene resins with a satin textured surface. Sate wood shells are composed of high-density hardwood ply such as Birch, Beech or Maple, which is then molded with veneer. Standard veneer exterior is Maple.

**Wood Finish**

Versteel uses a post-catalyst varnish NDF topcoat that meets AWI (Architectural Woodwork Institute) TR6 performance standards.

**Sate Poly Shell Colors**

Canary . . . . .	YCAN	Papaya . . . . .	YPAP
Cobalt . . . . .	YCOB	Quarry . . . . .	YQUA
Lime . . . . .	YLIM	Salsa . . . . .	YSAL
Near Black . . . . .	YNBL	Snow . . . . .	YSNO
Oyster . . . . .	YOYS		

**Sate Wood Finishes**

Beach . . . . .	WBEA	Forest . . . . .	WFOR
Blossom Cherry . . . . .	WBLC	Golden Cherry . . . . .	WGNC
Brighton Walnut . . . . .	WBRW	Java Cherry . . . . .	WJAC
Caramel Maple . . . . .	WCMM	Millwork Cherry . . . . .	WMWC
Chestnut . . . . .	WCHE	Pebble . . . . .	WPEB
Cordovan Cherry . . . . .	WCNC	Seaside . . . . .	WSEA
Drift . . . . .	WDRI	Solar Maple . . . . .	WSLM
Espresso Walnut . . . . .	WESW	Sugar Maple . . . . .	WSUM
Fawn . . . . .	WFAW	Terra Cotta . . . . .	WTEC
Fog . . . . .	WFOG	Whisper . . . . .	WWHI

**Standard Sate Poly Armcap Colors**

Near Black . . . . .	YNBL	Snow . . . . .	YSNO
Silver . . . . .	YSIL		

**Studio Steel®**

Versteel's "urban fabrication" process leaves the telltale signs of welding and assembly on the surface, highlighting a manufacturing aesthetic. Choosing a clear or transparent powder coat is recommended, allowing tonal striations (created as a result of extreme heat), natural textures, and the inherent qualities of raw steel to show through.

Studio Steel Process . . . . . \$165

**Powder Coat Finishes**

All powder coat finishes in the Versteel offering have been formulated with the use of epoxy, polyester or epoxy and polyester blends to maximize the finish durability.

**Powder Coat Finish Options**

Powder Coat - Standard . . . . .	n/c
Powder Coat - Premium . . . . .	\$165

**Sate Powder Coat Colors**

Alloy . . . . .	PALY	Mint . . . . .	PMNT
Amethyst . . . . .	PAME	Navy . . . . .	PNAV
Anthracite . . . . .	PANT	Nimbus . . . . .	PNIM
Black Anodized . . . . .	PBLA	Nutmeg . . . . .	PNUT
Bronze . . . . .	PBRO	⬢ Pacific . . . . .	PPAC
Calypso . . . . .	PCAL	Pearl . . . . .	PPEA
Carbon . . . . .	PCAR	Pebble . . . . .	PPEB
Champagne . . . . .	PCHA	⬢ Platinum . . . . .	PPLA
Coconut . . . . .	PCOC	Poppy . . . . .	PPOP
⬢ Copper . . . . .	PCOP	⬢ Raven . . . . .	PRAV
Crimson . . . . .	PCRI	Royal . . . . .	PROY
⬢ Crystal . . . . .	PCRY	Seaside . . . . .	PSEA
Daffodil . . . . .	PDAF	Shipyard . . . . .	PSHI
Ebony . . . . .	PEBO	Silver . . . . .	PSIL
Forest . . . . .	PFOR	Snow . . . . .	PSNO
Fossil . . . . .	PFOS	Stone . . . . .	PSTO
⬢ Garnet . . . . .	PGAR	Storm . . . . .	PSTM
⬢ Gold . . . . .	PGOL	Terra Cotta . . . . .	PTEC
Graphite . . . . .	PGRA	Whisper . . . . .	PWHI
⬢ Hope . . . . .	PHOP	White Linen . . . . .	PWHL
Kelly Green . . . . .	PKEG	Powder Coat Alternative . . . . .	OPA
⬢ Matte . . . . .	PMAT		
Mica . . . . .	PMIC		

**Transparent Powder Coats (indicated by ⬢)**

Please note that the transparent characteristics of these powders allow all natural welds and textures inherent to raw steel to be visible.

**Premium Powder Coats (indicated by ⬢)**

Versteel's premium process uses specially formulated powder coats for a truly unique color palette.

**Plated**

Versteel offers two plated options: Chrome and Nickel. Chrome is our most durable finish available and is a deep luster chrome plated finish. Nickel is a plated finish with a clear coat applied for durability. An upcharge applies for plated finishes. See product pricing pages for upcharge.

Chrome . . . . .	ECHR
Nickel . . . . .	ENKL

**Finish Reference & Samples**

For finish color reference, please refer to our website. Contact Versteel Customer Service to receive actual color samples for color matches and final color approval.

**Powder Coat Alternative****Call for quotation**

Specify code **OPA** (*Powder Coat Alternative*), add cost from Versteel quotation

Powder Coat Alternative is available from Versteel. The entire RAL color reference along with hundreds of other color and finishes are available.

For Powder Coat Alternative matching, you must supply a color reference sample, or an RAL number. Versteel will review the sample for possible existing colors available and send a sample for customer approval. If no color match exists a custom match can be developed. Call Versteel Customer Service for associated upcharges on custom color development.

**NOTE** CUSTOM COLOR MATCHING APPROVALS MAY AFFECT STANDARD PRODUCTION SCHEDULES

**Poly Shell Alternative****Call for quotation**

Specify code **OPS** (*Poly Shell Alternative*), add cost from Versteel quotation

For Poly Shell Alternative, you must supply a color reference sample. Versteel will review the sample for possible existing colors available and send a sample for customer approval. If no color match exists, a custom match can be developed. Minimum order quantities exist for alternative colors. Call Versteel Customer Service for minimums and associated upcharges on Poly Shell Alternatives.

**NOTE** CUSTOM COLOR MATCHING APPROVALS MAY AFFECT STANDARD PRODUCTION SCHEDULES

**Stain Finish Match****\$996 / one time charge per finish, per order**

Specify code **OSM** (*Stain Finish Match*), add \$996.00 list per finish, per order

Alternative Stain Finishes are available. For Stain Finish Matching you must supply two 4" x 4" finish color and grain reference samples. An expertly finish matched sample will be provided for customer approval.

**NOTE** CUSTOM COLOR MATCHING APPROVALS MAY AFFECT STANDARD PRODUCTION SCHEDULES

**Casters - Non-Locking Dual Wheel Black Nylon Hard Wheel (Set of 4)****\$171 / chair**

Specify code **CAS51** (Casters - Dual Wheel Black Nylon Hard Wheel), add \$171 list per 4-leg chair.

Black non-locking dual wheel, 2" diameter hard wheel casters may be specified on the 4-leg guest chair. Please refer to the individual pricing pages for availability. Caster option must be specified at the time of the order and does not change the chair seat height.  
tools.

**Chair Trolley - Sate****\$906 / each**

Specify code **ACTST** (Chair Trolley - Sate), add \$906 list each

**STACKING INFORMATION - SATE** SATE GUEST CHAIRS (WITHOR WITHOUT CASTERS  
STACK 20 HIGH ON THE TROLLEY AND STACK 10 HIGH ON THE FLOOR.

# Sate

## Guest Chair


### Armless



VERSTEEL

#### Questions?

800 876 2120

				material > grade >	Poly Shell	Fabric Grade 2 or COM	Fabric Grade 3	Fabric Grade 4	Fabric Grade 5	Fabric Grade 6	Wood
Style	Description	Model #	Product Wt								
 STLP-07	4-Leg Base Without Arms Seat - Poly Back - Poly	STLP-07	16	431							
	4-Leg Base Without Arms Seat - Upholstery Back - Poly	STLP-04	16			505	581	655	728	804	
	4-Leg Base Without Arms Seat - Veneer Back - Veneer	STLV-07	16								551
	4-Leg Base Without Arms Seat - Upholstery Back - Veneer	STLV-04	16			622	697	772	847	920	

#### Stacking

Refer to page 376.

#### COM Yardage

Refer to page 383.


#### To Order, Specify...

- 1 Model Number
- 2 Shell Color or Wood Finish
- 3 Frame Color
- 4 Upholstery Selection
- 5 Frame Options



Questions?

800 876 2120

				material > grade >	Poly Shell	Fabric Grade 2 or COM	Fabric Grade 3	Fabric Grade 4	Fabric Grade 5	Fabric Grade 6	Wood
Style	Description	Model #	Product Wt								
 STLPA-08	4-Leg Base With Arms Seat - Poly Back - Poly Armcaps - Poly	STLPA-08	17	549							
	4-Leg Base With Arms Seat - Upholstery Back - Poly Armcaps - Poly	STLPA-06	17		619	696	770	846	919		
	4-Leg Base With Arms Seat - Poly Back - Poly Armcaps - None	STLPA-01	17	549							
	4-Leg Base With Arms Seat - Upholstery Back - Poly Armcaps - None	STLPA-02	17		619	696	770	846	919		
	4-Leg Base With Arms Seat - Veneer Back - Veneer Armcaps - Poly	STLVA-08	17								639
	4-Leg Base With Arms Seat - Upholstery Back - Veneer Armcaps - Poly	STLVA-06	17		712	787	862	935	1010		
	4-Leg Base With Arms Seat - Veneer Back - Veneer Armcaps - None	STLVA-01	17								639
	4-Leg Base With Arms Seat - Upholstery Back - Veneer Armcaps - None	STLVA-02	17		712	787	862	935	1010		

**Stacking**  
Refer to page 376.

**COM Yardage**  
Refer to page 383.

Finish Options	Price
Chrome .....	\$ 165
Nickel .....	\$ 223
Powder Coat - Standard .....	n/c
Powder Coat - Premium .....	\$ 165

Frame Options	Code	Price
Casters, Dual Wheel Black Nylon		
Hard Wheel (set of 4) .....	CAS51	\$ 171
Casters - Dual Wheel Black Nylon		

Custom Charges	Code	Price
Powder Coat Alternative (per color) .....	OPA	call
Stain Finish Match (per finish) .....	OSM	\$ 996

Accessories		
Chair Trolley - Sate .....	ACTST	\$ 906

# Sate

## Stool - 24"



### Armless + Arm



VERSTEEL

#### Questions?

800 876 2120

				material > grade >	Poly Shell	Fabric Grade 2 or COM	Fabric Grade 3	Fabric Grade 4	Fabric Grade 5	Fabric Grade 6	Wood
Style	Description	Model #	Product Wt								
 STLP-07S24	4-Leg Base 24" Seat Height Without Arms Seat - Poly Back - Poly	STLP-07S24	17	536							
	4-Leg Base 24" Seat Height Without Arms Seat - Upholstery Back - Poly	STLP-04S24	17		613	688	762	836	910		
	4-Leg Base 24" Seat Height Without Arms Seat - Veneer Back - Veneer	STLV-07S24	17								615
	4-Leg Base 24" Seat Height Without Arms Seat - Upholstery Back - Veneer	STLV-04S24	17		690	765	838	915	988		
 STLPA-08S24	4-Leg Base 24" Seat Height With Arms Seat - Poly Back - Poly Armcaps - Poly	STLPA-08S24	18	701							
	4-Leg Base 24" Seat Height With Arms Seat - Upholstery Back - Poly Armcaps - Poly	STLPA-06S24	18		774	849	925	999	1073		
	4-Leg Base 24" Seat Height With Arms Seat - Poly Back - Poly Armcaps - None	STLPA-01S24	18	701							

COM Yardage  
Refer to page 383.

#### To Order, Specify...

- Model Number
- Shell Color or Wood Finish
- Frame Color
- Upholstery Selection
- Frame Options



[Questions?](#)

800 876 2120

				material > grade >	Poly Shell	Fabric Grade 2 or COM	Fabric Grade 3	Fabric Grade 4	Fabric Grade 5	Fabric Grade 6	Wood
Style	Description	Model #	Product Wt								
 STLPA-08S24	4-Leg Base 24" Seat Height With Arms Seat - Upholstery Back - Poly Armcaps - None	<b>STLPA-02S24</b>	18			774	849	925	999	1073	
	4-Leg Base 24" Seat Height With Arms Seat - Veneer Back - Veneer Armcaps - Poly	<b>STLVA-08S24</b>	18								777
	4-Leg Base 24" Seat Height With Arms Seat - Upholstery Back - Veneer Armcaps - Poly	<b>STLVA-06S24</b>	18			852	927	1001	1075	1152	
	4-Leg Base 24" Seat Height With Arms Seat - Veneer Back - Veneer Armcaps - None	<b>STLVA-01S24</b>	18								777
	4-Leg Base 24" Seat Height With Arms Seat - Upholstery Back - Veneer Armcaps - None	<b>STLVA-02S24</b>	18			852	927	1001	1075	1152	

**COM Yardage**  
Refer to page 383.

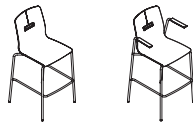
Finish Options	Price
Chrome .....	\$ 165
Nickel .....	\$ 223
Powder Coat - Standard .....	n/c
Powder Coat - Premium .....	\$ 165

Custom Charges	Code	Price
Powder Coat Alternative (per color) .....	OPA	call
Stain Finish Match (per finish) .....	OSM	\$ 996

# Sate

## Stool - 29"



### Armless + Arm



VERSTEEL

### Questions?

800 876 2120

				material > grade >	Poly Shell	Fabric Grade 2 or COM	Fabric Grade 3	Fabric Grade 4	Fabric Grade 5	Fabric Grade 6	Wood
Style	Description	Model #	Product Wt								
 STLP-07S29	4-Leg Base 29" Seat Height Without Arms Seat - Poly Back - Poly	STLP-07S29	18	536							
	4-Leg Base 29" Seat Height Without Arms Seat - Upholstery Back - Poly	STLP-04S29	18		613	688	762	836	910		
	4-Leg Base 29" Seat Height Without Arms Seat - Veneer Back - Veneer	STLV-07S29	18								615
	4-Leg Base 29" Seat Height Without Arms Seat - Upholstery Back - Veneer	STLV-04S29	18		690	765	838	915	988		
 STLPA-08S29	4-Leg Base 29" Seat Height With Arms Seat - Poly Back - Poly Armcaps - Poly	STLPA-08S29	19	701							
	4-Leg Base 29" Seat Height With Arms Seat - Upholstery Back - Poly Armcaps - Poly	STLPA-06S29	19		774	849	925	999	1073		
	4-Leg Base 29" Seat Height With Arms Seat - Poly Back - Poly Armcaps - None	STLPA-01S29	19	701							

COM Yardage  
Refer to page 383.

### To Order, Specify...

- Model Number
- Shell Color or Wood Finish
- Frame Color
- Upholstery Selection
- Frame Options



Questions?

800 876 2120

				material > grade >	Poly Shell	Fabric Grade 2 or COM	Fabric Grade 3	Fabric Grade 4	Fabric Grade 5	Fabric Grade 6	Wood
Style	Description	Model #	Product Wt								
 STLPA-08S29	4-Leg Base 29" Seat Height With Arms Seat - Upholstery Back - Poly Armcaps - None	STLPA-02S29	19			774	849	925	999	1073	
	4-Leg Base 29" Seat Height With Arms Seat - Veneer Back - Veneer Armcaps - Poly	STLVA-08S29	19								777
	4-Leg Base 29" Seat Height With Arms Seat - Upholstery Back - Veneer Armcaps - Poly	STLVA-06S29	19			852	927	1001	1075	1152	
	4-Leg Base 29" Seat Height With Arms Seat - Veneer Back - Veneer Armcaps - None	STLVA-01S29	19								777
	4-Leg Base 29" Seat Height With Arms Seat - Upholstery Back - Veneer Armcaps - None	STLVA-02S29	19			852	927	1001	1075	1152	











**COM Yardage**  
Refer to page 383.

Finish Options	Price
Chrome .....	\$ 165
Nickel .....	\$ 223
Powder Coat - Standard .....	n/c
Powder Coat - Premium .....	\$ 165

Custom Charges	Code	Price
Powder Coat Alternative (per color) .....	OPA	call
Stain Finish Match (per finish) .....	OSM	\$ 996

**Sate****Guest Chair  
Retractable Tablet Arm****VERSTEEL****Questions?**

800 876 2120

				material > grade >	Poly Shell	Fabric Grade 2 or COM	Fabric Grade 3	Fabric Grade 4	Fabric Grade 5	Fabric Grade 6	Wood
Style	Description	Model #	Product Wt								
<b>Retractable Tablet Arm Right</b>   STLP-07RTBR Tablet material is % Black Europly with a clear coat edge.	4-Leg Base Retractable Tablet Arm Right Seat - Poly Back - Poly	 <b>STLP-07RTBR</b>	23	702							
	4-Leg Base Retractable Tablet Arm Right Seat - Upholstery Back - Poly	 <b>STLP-04RTBR</b>	23		776	850	926	1000	1074		
	4-Leg Base Retractable Tablet Arm Right Seat - Veneer Back - Veneer	 <b>STLV-07RTBR</b>	23								793
	4-Leg Base Retractable Tablet Arm Right Seat - Upholstery Back - Veneer	 <b>STLV-04RTBR</b>	23		867	943	1016	1091	1164		
<b>Retractable Tablet Arm Left</b>   STLP-07RTBL Tablet material is % Black Europly with a clear coat edge.	4-Leg Base Retractable Tablet Arm Left Seat - Poly Back - Poly	 <b>STLP-07RTBL</b>	23	702							
	4-Leg Base Retractable Tablet Arm Left Seat - Upholstery Back - Poly	 <b>STLP-04RTBL</b>	23		776	850	926	1000	1074		
	4-Leg Base Retractable Tablet Arm Left Seat - Veneer Back - Veneer	 <b>STLV-07RTBL</b>	23								793
	4-Leg Base Retractable Tablet Arm Left Seat - Upholstery Back - Veneer	 <b>STLV-04RTBL</b>	23		867	943	1016	1091	1164		

**COM Yardage**

Refer to page 383.






**To Order, Specify...**

- ① Model Number
- ② Shell Color or Wood Finish
- ③ Frame Color
- ④ Swivel Base Color
- ⑤ Upholstery Selection
- ⑥ Frame Options



Questions?

800 876 2120

				material > grade >	Poly Shell	Fabric Grade 2 or COM	Fabric Grade 3	Fabric Grade 4	Fabric Grade 5	Fabric Grade 6	Wood
Style	Description	Model #	Product Wt								
<b>Armless</b>   STRSP-07	Swivel Base Without Arms Seat - Poly Back - Poly	<b>STRSP-07</b> 	22	778							
	Swivel Base Without Arms Seat - Upholstery Back - Poly	<b>STRSP-04</b> 	22		961	1036	1108	1183	1260		
	Swivel Base Without Arms Seat - Veneer Back - Veneer	<b>STRSV-07</b> 	22								943
	Swivel Base Without Arms Seat - Upholstery Back - Veneer	<b>STRSV-04</b> 	22		1122	1195	1269	1345	1419		

**COM Yardage**  
Refer to page 383.

**Finish Options**

	Price
Chrome .....	\$ 165
Nickel .....	\$ 223
Powder Coat - Standard .....	n/c
Powder Coat - Premium .....	\$ 165

**Swivel Base Options**

	Code	Price
Polished Aluminum .....		n/c
Powder Coat Standard .....		n/c
Powder Coat Premium .....		\$ 165
Platinum powder coat, transparent, powder coat, chrome and nickel N/A		

**Frame Options**

Casters - Dual Wheel Black Nylon		
Hard Wheel .....	CAS61	n/c

**Custom Charges**

	Code	Price
Powder Coat Alternative (per color) .....	OPA	call
Stain Finish Match (per finish) .....	OSM	\$ 996

# Sate

## Swivel Base Chair










### Arm



VERSTEEL

#### Questions?

800 876 2120

				material > grade >	Poly Shell	Fabric Grade 2 or COM	Fabric Grade 3	Fabric Grade 4	Fabric Grade 5	Fabric Grade 6	Wood
Style	Description	Model #	Product Wt								
 STRSPA-01	Swivel Base With Arms Seat - Poly Back - Poly Armcaps - Poly	 STRSPA-08	24	961							
	Swivel Base With Arms Seat - Upholstery Back - Poly Armcaps - Poly	 STRSPA-06	24			1142	1215	1290	1363	1439	
	Swivel Base With Arms Seat - Poly Back - Poly Armcaps - None	 STRSPA-01	24	836							
	Swivel Base With Arms Seat - Upholstery Back - Poly Armcaps - None	 STRSPA-02	24			1016	1091	1164	1238	1313	
	Swivel Base With Arms Seat - Veneer Back - Veneer Armcaps - Poly	 STRSVA-08	24								1126
	Swivel Base With Arms Seat - Upholstery Back - Veneer Armcaps - Poly	 STRSVA-06	24			1308	1382	1456	1531	1607	
	Swivel Base With Arms Seat - Veneer Back - Veneer Armcaps - None	 STRSVA-01	24								1002
	Swivel Base With Arms Seat - Upholstery Back - Veneer Armcaps - None	 STRSVA-02	24			1183	1260	1333	1408	1482	

COM Yardage  
Refer to page 383.



#### To Order, Specify...

- Model Number
- Shell Color or Wood Finish
- Frame Color
- Swivel Base Color
- Upholstery Selection
- Frame Options



Questions?

800 876 2120

					material > grade >	Poly Shell	Fabric Grade 2 or COM	Fabric Grade 3	Fabric Grade 4	Fabric Grade 5	Fabric Grade 6	Wood
Style	Description	Model #	Product Wt									
 STRSP-07S	Swivel Base Stool Without Arms Seat - Poly Back - Poly	STRSP-07S	28	966								
	Swivel Base Stool Without Arms Seat - Upholstery Back - Poly	STRSP-04S	28			1148	1219	1296	1371	1444		
	Swivel Base Stool Without Arms Seat - Veneer Back - Veneer	STRSV-07S	28									1126
	Swivel Base Stool Without Arms Seat - Upholstery Back - Veneer	STRSV-04S	28			1308	1382	1456	1531	1607		
 STRSPA-08S  Footring available in chrome only. COM Yardage Refer to page 383.	Swivel Base Stool With Arms Seat - Poly Back - Poly Arm caps - Poly	STRSPA-08S	31	1148								
	Swivel Base Stool With Arms Seat - Upholstery Back - Poly Arm caps - Poly	STRSPA-06S	31			1326	1399	1475	1550	1624		
	Swivel Base Stool With Arms Seat - Poly Back - Poly Arm caps - None	STRSPA-01S	31	1023								

**Finish Options**

Chrome .....	\$ 165
Nickel .....	\$ 223
Powder Coat - Standard .....	n/c
Powder Coat - Premium .....	\$ 165

**Swivel Base Options**

Polished Aluminum .....	Code	Price	n/c
Powder Coat Standard .....		n/c	
Powder Coat Premium .....		\$ 165	
Platinum powder coat, transparent, powder coat, chrome and nickel N/A			

**Frame Options**

Casters - Dual Wheel Black Nylon		
Hard Wheel .....	CAS61	n/c

**Custom Charges**

Powder Coat Alternative (per color) .....	Code	Price	call
Stain Finish Match (per finish) .....	OSM	\$ 996	

# Sate

## Swivel Base Stool


### Arm



VERSTEEL

#### Questions?

800 876 2120

				material > grade >	Poly Shell	Fabric Grade 2 or COM	Fabric Grade 3	Fabric Grade 4	Fabric Grade 5	Fabric Grade 6	Wood
Style	Description	Model #	Product Wt								
 STRSPA-08S	Swivel Base Stool With Arms Seat - Upholstery Back - Poly Armcaps - None	STRSPA-02S	31			1203	1277	1350	1426	1501	
	Swivel Base Stool With Arms Seat - Veneer Back - Veneer Armcaps - Poly	STRSVA-08S	31								1313
	Swivel Base Stool With Arms Seat - Upholstery Back - Veneer Armcaps - Poly	STRSVA-06S	31			1493	1568	1643	1719	1791	
	Swivel Base Stool With Arms Seat - Veneer Back - Veneer Armcaps - None	STRSVA-01S	31								1189
	Swivel Base Stool With Arms Seat - Upholstery Back - Veneer Armcaps - None	STRSVA-02S	31			1371	1444	1519	1592	1667	

Footring available in chrome only.

#### COM Yardage

Refer to page 383.

#### To Order, Specify...

- Model Number
- Shell Color or Wood Finish
- Frame Color
- Swivel Base Color
- Upholstery Selection
- Frame Options

800 876 2120

Finish Options	Price	Frame Options	Code	Price	Custom Charges	Code	Price
Chrome .....	\$ 165	Casters - Dual Wheel Black Nylon			Powder Coat Alternative (per color) .....	OPA	call
Nickel.....	\$ 223	Hard Wheel.....	CAS61	\$ n/c	Stain Finish Match (per finish).....	OSM	\$ 996
Powder Coat - Standard.....	n/c						
Powder Coat - Premium .....	\$ 165						
Platinum Powder Coat is Not Available on Swivel Bases							



**Specifications**

The 4-leg SIMON series consists of guest chairs, stools and tablet arm chairs. Guest chairs can be specified with or without casters. All guest chairs and stools are available with or without arms. Chairs and stools have polypropylene armcaps when arms are specified. SIMON can be specified with a molded resilient polypropylene resin seat and back, a rotary cut maple wood back, an upholstered seat or an upholstered seat and back. 4-leg guest chairs and stools are available with or without arms. All chairs can be specified with or without casters.

**Features**

Synchronized seat and back movement provide the right amount of support through the full range of recline motion. Chairs and stools with glides or chairs with casters can be nested in any quantity. Chairs with glides can be stacked on the floor or on the SIMON Chair Trolley. See below for stacking information.

**Stacking Information**

<b>Floor</b>	
Guest Chair with glides . . . . .	5
<b>Trolley</b>	
Guest Chair with glides . . . . .	5

**Quickship Program**

Available for select products in the SIMON series, see pricing pages.

The Versteel Quickship Program consists of up to 50 tables, 25 tables with modesty panels or 100 chairs in 10 working days from time of order (received by 12pm EST). Orders must be accompanied by final material and finish specifications for order entry. They must be clearly marked "Quickship" and consist of products from the program. Quickship orders cannot be changed or cancelled, and credit approval must be acquired within 24 hours.

For additional information see Versteel.com.

**Shipping Schedule**

Poly Shell	3-5 WEEKS
Wood Back	3-5 WEEKS
Quickship Products	10 WORKING DAYS

Contact Versteel Customer Service for special lead time requests.

**NOTE** CHAIR ORDERS WITH COM UPHOLSTERY WILL BE SCHEDULED UPON RECEIPT OF COM UPHOLSTERY YARDAGE

**BIFMA**

All Versteel products are constructed to pass the relevant ANSI/BIFMA standards. For more detailed specifications by series and base style, contact Versteel Customer Service at 800.876.2120.

Additional information regarding warranty, terms and conditions, shipping, care and maintenance, etc. can be found in the All Seating price list.

**SIMON Seating with Glides**  
**Armless / Arm**

Chair Dimensions  
Overall height: 31 3/4"  
Overall width w/ armcaps: 27"  
Overall width w/o arms: 22"  
Overall depth: 21"  
Seat height: 17 3/4"  
Seat width: 18 1/4"  
Seat depth: 18"  
Between arms: 22"  
Arm height w/ armcaps: 26 1/2"  
Actual weight: 23 lbs. w/ arms  
Actual weight: 20 lbs. w/o arms



**SIMON Seating with Casters**  
**Armless / Arm**

Chair Dimensions  
Overall height: 31 3/4"  
Overall width w/ armcaps: 27"  
Overall width w/o arms: 22"  
Overall depth: 21"  
Seat height: 17 3/4"  
Seat width: 18 1/4"  
Seat depth: 18"  
Between arms: 22"  
Arm height w/ armcaps: 26 1/2"  
Actual weight: 23 lbs. w/ arms  
Actual weight: 20 lbs. w/o arms



**SIMON Seating with Glides**  
**Retractable Tablet Arm**

Chair Dimensions  
Overall height: 31 3/4"  
Overall width w/ tablet up: 25"  
Overall depth w/ tablet up: 28 3/4"  
Seat height: 17 3/4"  
Seat width: 18 1/4"  
Seat depth: 18"  
Arm height w/ tablet up: 27"  
Actual weight: 27 lbs.

**Tablet Dimensions**  
Tablet size: 15 x 15 1/4"  
Tablet is available in black only



Key	Description
1	arm, 3/8" steel plate
2	base frame, 3/8" x 1 1/2" flat oval, 16 gauge steel tube
3	poly seat and back, molded resilient polypropylene resin
4	poly leg cover, molded resilient polypropylene resin

Key	Description
5	finished wood back, rotary cut maple molded 7-ply, 3/8" thick
6	upholstered back, molded liner with 3/8" thick, 3 lb. density foam
7	upholstered seat, molded liner with 3/8" thick, 2 lb. density foam

Key	Description
8	footrest, 3/4" o.d. 14 gauge steel tube
9	glide feet, polycarbonate
10	dual wheel black nylon soft wheel casters

**SIMON Stool - 24"**

**Armless / Arm**

**Stool Dimensions**

Overall height: 37 ¼"

Overall width w/ armcaps: 27"

Overall width w/o arms: 23"

Overall depth: 23"

Seat height: 23 ¾"

Seat width: 18 ¼"

Seat depth: 18"

Between arms: 22"

Arm height w/ armcaps: 33"

Seat to footrest: 17"

Actual weight: 25 lbs. w/ arms

Actual weight: 22 lbs. w/o arms

Suggested for use with 33"- 38" table heights



**SIMON Stool - 29"**

**Armless / Arm**

**Stool Dimensions**

Overall height: 42 ¾"

Overall width w/ arms: 27"

Overall width w/o arms: 23"

Overall depth: 24"

Seat height: 28 ¾"

Seat width: 18 ¼"

Seat depth: 18"

Between arms: 22"

Arm height: 38"

Seat to footrest: 17"

Actual weight: 26 lbs. w/ arms

Actual weight: 23 lbs. w/o arms

Suggested for use with 38"- 42" table heights



**SIMON Seating with Glides**

**Oversized Tablet Arm**

**Chair Dimensions**

Overall height: 31 ¾"

Overall width w/ tablet up: 25"

Overall depth w/ tablet up: 28 ¾"

Seat height: 17 ¾"

Seat width: 18 ¼"

Seat depth: 18"

Arm height w/ tablet up: 27"

Actual weight: 27 lbs.

**Tablet Dimensions**

Tablet size: 12" x 22"

Tablet is available in black only



**SIMON Nesting Information**

**Armless / Arm Chairs with Glides:**

Each chair adds an additional 6 ¼" to depth.

Examples: 5 chairs nested; (seat back to front caster) 46 ¼", 10 chairs nested; 78".

**Armless / Arm Chairs with Casters:**

Each chair adds an additional 6 ¼" to depth.

Examples: 5 chairs nested; (seat back to front caster) 46 ¼", 10 chairs nested; 78".

**NOTE:** NESTING IS UNLIMITED, BUT TRANSPORT IS EASIEST WITH A QUANTITY OF NO MORE THAN 3 CHAIRS

**Stacking (Trolley)**

Guest Chair with glides .....5

**Stacking (Floor)**

Guest Chair with glides .....5

#### Standard Versteel Upholstery

Standard Versteel Upholstery offers a range of materials, from fabrics in a variety of colors and textures to vinyls for soil resistance. Please refer to Versteel's fabric cards or the "Materials + Finishes" section of our website for information.

#### Grade-In Upholstery

Versteel has coordinated with upholstery manufacturers to simplify your order process. Many of the manufacturers' offerings have been pre-approved for application on Versteel Seating.

Contact Versteel Customer Service with your selected fabric choice to be graded in. You will be supplied with the appropriate grade-in designator. On your purchase order, complete the information with the pattern name, color description and grade-in designator, and Versteel will take it from there.

#### Customer's Own Material

Customer's Own Materials (COM's) are not an issue on SIMON. Many COM's are pre-approved for application on Versteel Seating. Call Versteel Customer Service with your COM selection to determine if it has been pre-approved. If your selection has not been pre-approved, reference the "Receiving COM Approval" section below.

#### Receiving COM Approval

Not all materials are suitable for upholstery on SIMON. A 12" x 12" memo sample must be supplied for approval before a COM material is accepted for an order. If the material is directional in pattern or weave, the pattern repeat (in inches) in both directions or the weave direction must be supplied.

#### Excess COM

Versteel will not store excess COM for more than 30 days after the order has been completed. If excess material is to be returned after order completion, send the request to Versteel Customer Service prior to acknowledged ship date. It is the customer's responsibility to arrange for the return of the material "freight collect."

#### COM Requiring Application Test

If an application test is required for your selected COM, send test sample material along with the following.

1. Name and return address
2. Model selected
3. Sketch showing special requirements for the positioning of the materials' pattern on the seat and ledge, if special considerations are required.

**NOTE** ALL UPHOLSTERIES ARE CUT UP THE ROLL TO MAXIMIZE YIELD AND WEAR PERFORMANCE

#### Ship COM to:

Versteel  
 2332 Cathy Lane  
 Jasper, IN 47546

COM must be shipped to the factory with transportation costs "prepaid." If material is considered defective or unusable, it will be returned "transportation collect."

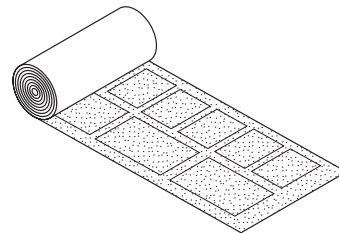
For standard lead time orders, tag fabric with purchase order number and identify with project number if possible.

#### Application of Directional Fabrics

Due to the upholstering process, some fabrics not considered directional by the supplier may be considered directional by Versteel.

All COM's are cut "up the roll" unless otherwise directed by the customer (see illustration below).

**EXAMPLE** PATTERN CUT UP THE ROLL



If special cutting or upholstery application is required, you must indicate requirement at time of order entry.

### SIMON COM Yardage Requirements

COM yardage requirements are calculated for chairs and stools based on a material width of 54" and a repeat of 2" or less. For material less than 54" wide, contact Versteel for yardage requirements. Use the chart below as a guide to calculate your COM yardage. For quantities greater than 20 chairs or stools, contact Versteel Customer Service for calculation of COM yardage by model.

Quantity of Chairs	1	2	3	4	5	6	7	8	9	10	11	12	13	14	15	16	17	18	19	20
<b>SIMON Chairs and Stools With or Without Arms</b>																				
Upholstered Seat & Back	1.5	2.5	3.0	4.0	5.0	5.5	6.5	7.5	8.0	9.0	9.5	10.5	11.0	12.0	13.0	14.0	15.0	16.0	17.0	18.0
Upholstered Seat Only	1.0	1.5	1.5	2.5	3.0	3.0	3.5	4.5	4.5	5.0	5.0	6.0	6.5	7.0	7.0	8.0	8.0	9.5	9.5	9.5

### Patterned COM Additional Yardage Guide

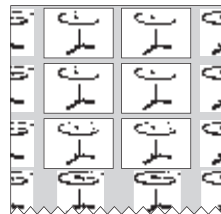
Use the guide below to aid in ordering the appropriate COM fabric when needing to match a pattern with a repeat. To use this guide, add the vertical and horizontal repeats together (e.g. a 5" vertical repeat plus an 11" horizontal repeat gives a 16" total). Then find the appropriate entry on the chart, and increase the yardage estimate by the percentage indicated.

For example: The yardage estimate is 8 yards of 54" wide fabric and the pattern has a repeat of 11" horizontal and 5" vertical. Add up the repeats (11" + 5" = 16") and find the appropriate entry - 15% in this example. Fifteen percent more fabric is required to match the pattern. 8 yards plus an extra 15% is 9.2 yards.

Fabric Width	Plain Fabric	3" - 14" Repeat	15" - 19" Repeat	20" - 27" Repeat	28" - 36" Repeat	37" - 45" Repeat	46" - 54" Repeat
54"	0%	10%	15%	20%	25%	30%	35%
50" - 52"	10%	20%	25%	30%	35%	40%	45%

### Decorative Patterns

Yardage requirements are greatly affected by the size of the repeat and the print or pattern of the material. Versteel cuts all seating patterns with aesthetic concerns in mind for high quality and consistency. Refer to the COM listing for the yardage required for pattern repeat.



To Order, Specify...

- 1 Model Number
- 2 Shell Color
- 2 Frame Color
- 3 Wood Finish
- 4 Upholstery Selection
- 5 Frame Options

model number	finish selections				frame options
<b>SMLGA-08</b> model number	<b>YNBL</b> shell color	<b>PALY</b> frame color	<b>_____</b> upholstery selection	<b>_____</b> chair frame options	

A **SMLGA-08** is a SIMON series, arm guest chair with glides, poly seat, back and armcaps.

The codes **YNBL** / **PALY** specify a Near Black poly seat, back, armcaps and glides, and an accent Near Black leg cover with an Alloy frame..

Model Number **SMLGA-08**



Orders may be sent via

Mailing Address

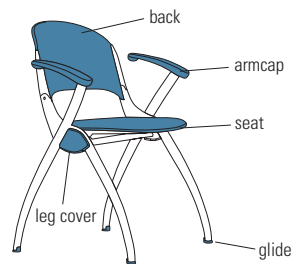
Versteel  
2332 Cathy Lane  
Jasper, IN 47546

Contact Versteel

Email contact@versteel.com  
Phone 800 876 2120  
812 634 2120  
Fax 812 482 9318

**SIMON Poly Shell, Armcaps, Leg Cover and Glide**

The SIMON chair seat, back, armcaps and leg covers are molded with resilient, flexible, polypropylene resins with a satin textured surface. Unless otherwise specified, all SIMON poly parts (including glides) are issued to match the seat and/or back poly color.

**SIMON Poly Shell Colors**

Alloy (Galaxy Pattern) . . . . .YALY	Quarry . . . . .YQUA
Chocolate . . . . .YCHO	Sage . . . . .YSAG
Cloud . . . . .YCLO	Slate . . . . .YSLA
Frost . . . . .YFRO	Soft Yellow . . . . .YSOY
Indigo . . . . .YIND	Tapioca . . . . .YTAP
Near Black . . . . .YNBL	Poly Shell Alternative . . . . .OPS
Oyster . . . . .YOYS	

**Wood Finish**

Versteel uses a post-catalyst varnish NDF topcoat that meets AWI (Architectural Woodwork Institute) TR6 performance standards.

**SIMON Wood Finishes**

All SIMON wood finishes on Maple.

Beach . . . . .WBEA	Golden Cherry . . . . .WGNC
Blossom Cherry . . . . .WBLC	Java Cherry . . . . .WJAC
Brighton Walnut . . . . .WBRW	Millwork Cherry . . . . .WMWC
Caramel Maple . . . . .WCMM	Pebble . . . . .WPBE
Chestnut . . . . .WCHE	Seaside . . . . .WSEA
Cordovan Cherry . . . . .WCNC	Solar Maple . . . . .WSLM
Drift . . . . .WDRI	Sugar Maple . . . . .WSUM
Espresso Walnut . . . . .WESW	Terra Cotta . . . . .WTEC
Fawn . . . . .WFAW	Whisper . . . . .WWHI
Fog . . . . .WFOG	Stain Finish Match . . . . .OSM
Forest . . . . .WFOR	

**Studio Steel®**

Versteel's "urban fabrication" process leaves the telltale signs of welding and assembly on the surface, highlighting a manufacturing aesthetic. Choosing a clear or transparent powder coat is recommended, allowing tonal striations (created as a result of extreme heat), natural textures, and the inherent qualities of raw steel to show through.

Studio Steel Process . . . . . \$165 per chair

**Powder Coat Finishes**

All powder coat finishes in the Versteel offering have been formulated with the use of epoxy, polyester or epoxy and polyester blends to maximize the finish durability.

Powder Coat - Standard . . . . . n/c

**SIMON Powder Coat Colors**

Alloy . . . . .PALLY	Mint . . . . .PMNT
Amethyst . . . . .PAME	Navy . . . . .PNAV
Anthracite . . . . .PANT	Nimbus . . . . .PNIM
Black Anodized . . . . .PBLA	Nutmeg . . . . .PNUT
Bronze . . . . .PBRO	Pacific . . . . .PPAC
Calypso . . . . .PCAL	Pearl . . . . .PPEA
Carbon . . . . .PCAR	Pebble . . . . .PPEB
Champagne . . . . .PCHA	Platinum . . . . .PPLA
Coconut . . . . .PCOC	Poppy . . . . .PPOP
◆ Copper . . . . .PCOP	◆ Raven . . . . .PRAV
Crimson . . . . .PCRI	Royal . . . . .PROY
◆ Crystal . . . . .PCRY	Seaside . . . . .PSEA
Daffodil . . . . .PDAF	Shipyard . . . . .PSHI
Ebony . . . . .PEBO	Silver . . . . .PSIL
Forest . . . . .PFOR	Snow . . . . .PSNO
Fossil . . . . .PFOS	Stone . . . . .PSTO
◆ Garnet . . . . .PGAR	Storm . . . . .PSTM
◆ Gold . . . . .PGOL	Terra Cotta . . . . .PTEC
Graphite . . . . .PGRA	Whisper . . . . .PWHI
◆ Hope . . . . .PHOP	White Linen . . . . .PWHL
Kelly Green . . . . .PKEG	Powder Coat Alternative . . . . .OPA
◆ Matte . . . . .PMAT	
Mica . . . . .PMIC	

**Transparent Powder Coats (indicated by ◆)**

Please note that the transparent characteristics of these powders allow all natural welds and textures inherent to raw steel to be visible.

**Premium Powder Coats (indicated by ●)**

Versteel's premium process uses specially formulated powder coats for a truly unique color palette.

**Chrome**

Versteel applies a deep luster chrome plated finish. Chrome is the most durable finish available.

Chrome . . . . . ECHR

For Chrome, an upcharge applies (see product pricing pages for upcharge).

**Finish Reference & Samples**

For finish color reference, please refer to our website. Contact Versteel Customer Service to receive actual color samples for color matches and final color approval.

**Powder Coat Alternative****Call for quotation**

Specify code **OPA** (*Powder Coat Alternative*), add cost from Versteel quotation

Powder Coat Alternative is available from Versteel. The entire RAL color reference along with hundreds of other color and finishes are available.

For Powder Coat Alternative matching, you must supply a color reference sample, or an RAL number. Versteel will review the sample for possible existing colors available and send a sample for customer approval. If no color match exists a custom match can be developed. Call Versteel Customer Service for associated upcharges on custom color development.

**NOTE** CUSTOM COLOR MATCHING APPROVALS MAY AFFECT STANDARD PRODUCTION SCHEDULES

**Poly Shell Alternative****Call for quotation**

Specify code **OPS** (*Poly Shell Alternative*), add cost from Versteel quotation

For Poly Shell Alternative, you must supply a color reference sample. Versteel will review the sample for possible existing colors available and send a sample for customer approval. If no color match exists, a custom match can be developed. Minimum order quantities exist for alternative colors. Call Versteel Customer Service for minimums and associated upcharges on Poly Shell Alternatives.

**NOTE** CUSTOM COLOR MATCHING APPROVALS MAY AFFECT STANDARD PRODUCTION SCHEDULES

**Stain Finish Match****\$996 / one time charge per finish, per order**

Specify code **OSM** (*Stain Finish Match*), add \$996.00 list per finish, per order

Alternative Stain Finishes are available. For Stain Finish Matching you must supply two 4" x 4" finish color and grain reference samples. An expertly finish matched sample will be provided for customer approval.

**NOTE** CUSTOM COLOR MATCHING APPROVALS MAY AFFECT STANDARD PRODUCTION SCHEDULES

**Chair Link - SIMON****\$52 / chair**

Specify code **ACL<sup>SM</sup>** (Chair Link - SIMON),  
add \$52 list per chair

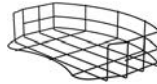


Link can be field installed without the use of tools.

**Book Basket - SIMON****\$206 / basket**

Specify code **BSM** (Book Basket - SIMON) add \$206 list per chair

The SIMON book basket is made of formed resistance welded wire. Finish is Chrome unless otherwise specified. Inside dimensions are 19<sup>3</sup>/<sub>8</sub>"w x 11<sup>1</sup>/<sub>2</sub>"d x 4<sup>1</sup>/<sub>8</sub>"h.

**Oversized Book Basket - SIMON****\$231 / basket**

Specify code **BOSM** (Oversized Book Basket - SIMON) add \$231 list per chair

The oversized SIMON book basket is made of formed resistance welded wire. Finish is Chrome unless otherwise specified. Inside dimensions are 20"w x 17<sup>1</sup>/<sub>2</sub>"d x 4<sup>1</sup>/<sub>8</sub>"h.

**Chair Trolley - SIMON****\$894 / each**

Specify code **ACTSI** (Chair Trolley - SIMON),  
add \$894 list each



SIMON upholstered or poly chairs stack 5 high. Trolley with push handle and stack of 5 chairs measures approximately 24"w x 36"d a 57"h.

**STACKING INFORMATION - SIMON** ALL SIMON CHAIRS WITH GLIDES (EXCEPT TABLET ARM) STACK 5 HIGH ON THE FLOOR AND 5 HIGH WHILE ON THE SIMON CHAIR TROLLEY. TROLLEY IS INTENDED FOR USE WITH SIMON GLIDE BASE CHAIRS. SIMON CHAIRS WITH CASTERS DO NOT STACK.







**SIMON (Seating in Motion)**

Guest Chair with Glides  
Armless

**VERSTEEL****Questions?**

800 876 2120

Quickship Program Product

				material > grade >	Poly Shell	Fabric Grade 2 or COM	Fabric Grade 3	Fabric Grade 4	Fabric Grade 5	Fabric Grade 6
Style	Description	Model #	Product Wt							
<div> SMLG-07</div>	4-Leg Base Without Arms Glides Seat - Poly Back - Poly	<b>SMLG-07</b>  OS	20	944						
	4-Leg Base Without Arms Glides Seat - Upholstered Back - Poly	<b>SMLG-04</b>  OS	20		1118	1196	1277	1358	1439	
	4-Leg Base Without Arms Glides Seat - Upholstered Back - Upholstered	<b>SMLG-01</b>  OS	20		1354	1434	1519	1597	1682	
	4-Leg Base Without Arms Glides Seat - Poly Back - Wood	<b>SMLG-09</b>  OS	20	1117						
	4-Leg Base Without Arms Glides Seat - Upholstered Back - Wood	<b>SMLG-10</b>  OS	20		1284	1365	1447	1528	1608	

Stacking

Refer to page 400.

COM Yardage

Refer to page 405.

**Stacking**

Refer to page 400.

**COM Yardage**

Refer to page 405.







**To Order, Specify...**

- ① Model Number
- ② Shell Color
- ③ Frame Color
- ④ Wood Finish
- ⑤ Upholstery Selection
- ⑥ Frame Options



Questions?

800 876 2120

Style	Description	Model #	Product Wt	material > grade >	Poly Shell	Fabric Grade 2 or COM	Fabric Grade 3	Fabric Grade 4	Fabric Grade 5	Fabric Grade 6
 SMLC-07	4-Leg Base Without Arms Casters Seat - Poly Back - Poly	<b>SMLC-07</b> 	20	948						
	4-Leg Base Without Arms Casters Seat - Upholstered Back - Poly	<b>SMLC-04</b> 	20			1121	1202	1280	1360	1443
	4-Leg Base Without Arms Casters Seat - Upholstered Back - Upholstered	<b>SMLC-01</b> 	20			1359	1440	1521	1602	1684
	4-Leg Base Without Arms Casters Seat - Poly Back - Wood	<b>SMLC-09</b> 	20	1099						
	4-Leg Base Without Arms Casters Seat - Upholstered Back - Wood	<b>SMLC-10</b> 	20			1288	1371	1451	1531	1610

**COM Yardage**  
Refer to page 405.

Finish Options	Price	Frame Options	Code	Price	Accessories	Code	Price
Chrome .....	\$ 719	Casters, Dual Wheel Black Nylon			Chair Trolley - SIMON .....	ACTSI	\$ 894
Powder Coat - Standard .....	n/c	Hard Wheel (set of 4) (caster chairs only) .....	CAS58	n/c	(for chair with glides only)		
Powder Coat - Premium .....	\$ 165	Leg Cover (specify poly color) .....	BLC_	n/c	<b>Custom Charges</b>		
					Powder Coat Alternative (per color) .....	OPA	call
					Stain Finish Match (per finish) .....	OSM	\$ 996

**SIMON (Seating in Motion)**  
Guest Chair with Glides  
Arm



VERSTEEL

Questions?

800 876 2120

Quickship Program Product

				material > grade >	Poly Shell	Fabric Grade 2 or COM	Fabric Grade 3	Fabric Grade 4	Fabric Grade 5	Fabric Grade 6
Style	Description	Model #	Product Wt							
 SMLGA-08	4-Leg Base With Arms Glides Seat - Poly Back - Poly Armcaps - Poly	 <b>SMLGA-08</b>	23  <b>QS</b>	1039						
	4-Leg Base With Arms Glides Seat - Upholstered Back - Poly Armcaps - Poly	 <b>SMLGA-06</b>	23  <b>QS</b>		1208	1293	1372	1452	1532	
	4-Leg Base With Arms Glides Seat - Upholstered Back - Upholstered Armcaps - Poly	 <b>SMLGA-03</b>	23  <b>QS</b>		1451	1531	1610	1692	1774	
	4-Leg Base With Arms Glides Seat - Poly Back - Wood Armcaps - Poly	 <b>SMLGA-13</b>	23  <b>QS</b>	1206						
	4-Leg Base With Arms Glides Seat - Upholstered Back - Wood Armcaps - Poly	 <b>SMLGA-18</b>	23  <b>QS</b>		1378	1459	1539	1620	1699	

**Stacking**  
Refer to page 400.

**COM Yardage**  
Refer to page 405.







To Order, Specify...

- 1 Model Number
- 2 Shell Color
- 3 Frame Color
- 4 Wood Finish
- 5 Upholstery Selection
- 6 Frame Options



Questions?

800 876 2120

				material > grade >	Poly Shell	Fabric Grade 2 or COM	Fabric Grade 3	Fabric Grade 4	Fabric Grade 5	Fabric Grade 6
Style	Description	Model #	Product Wt							
 SMLCA-08	4-Leg Base With Arms Casters Seat - Poly Back - Poly Armcaps - Poly	<b>SMLCA-08</b>  23	23	1042						
	4-Leg Base With Arms Casters Seat - Upholstered Back - Poly Armcaps - Poly	<b>SMLCA-06</b>  23	23		1213	1296	1374	1455	1536	
	4-Leg Base With Arms Casters Seat - Upholstered Back - Upholstered Armcaps - Poly	<b>SMLCA-03</b>  23	23		1454	1534	1614	1695	1776	
	4-Leg Base With Arms Casters Seat - Poly Back - Wood Armcaps - Poly	<b>SMLCA-13</b>  23	23	1210						
	4-Leg Base With Arms Casters Seat - Upholstered Back - Wood Armcaps - Poly	<b>SMLCA-18</b>  23	23		1381	1461	1542	1624	1703	

COM Yardage  
Refer to page 405.

**COM Yardage**  
 Refer to page 405.

Finish Options	Price	Frame Options	Code	Price	Accessories	Code	Price
Chrome .....	\$ 719	Casters, Dual Wheel Black Nylon			Chair Trolley - SIMON .....	ACTSI	\$ 894
Powder Coat - Standard .....	n/c	Hard Wheel (set of 4) (caster chairs only) .....	CAS58	n/c	(for chair with glides only)		
Powder Coat - Premium .....	\$ 165	Leg Cover (specify poly color) .....	BLC_	n/c	<b>Custom Charges</b>		
					Powder Coat Alternative (per color) .....	OPA	call
					Stain Finish Match (per finish) .....	OSM	\$ 996

# SIMON (Seating in Motion)







Guest Chair with Glides  
Retractable Tablet Arm Right



VERSTEEL

## Questions?

800 876 2120

				material > grade >	Poly Shell	Fabric Grade 2 or COM	Fabric Grade 3	Fabric Grade 4	Fabric Grade 5	Fabric Grade 6
Style	Description	Model #	Product Wt							
<b>Retractable Tablet Arm Right</b>  	4-Leg Base Tablet Arm Right Glides Seat - Poly Back - Poly	<b>SMLG-07TBR</b> 	27	1244						
	4-Leg Base Tablet Arm Right Glides Seat - Upholstered Back - Poly	<b>SMLG-04TBR</b> 	27		1417	1494	1577	1658	1739	
	4-Leg Base Tablet Arm Right Glides Seat - Upholstered Back - Upholstered	<b>SMLG-01TBR</b> 	27		1657	1736	1814	1896	1978	
	4-Leg Base Tablet Arm Right Glides Seat - Poly Back - Wood	<b>SMLG-09TBR</b> 	27	1413						
	4-Leg Base Tablet Arm Right Glides Seat - Upholstered Back - Wood	<b>SMLG-10TBR</b> 	27		1583	1662	1744	1826	1906	

SMLG-07TBR  
Tablet material is 3/4"  
Black Thermofoil with a  
Black Thermofoil edge.

**COM Yardage**  
Refer to page 405.


## To Order, Specify...

- ① Model Number
- ② Shell Color
- ③ Frame Color
- ④ Wood Finish
- ⑤ Upholstery Selection
- ⑥ Frame Options



Questions?

800 876 2120


Style	Description	Model #	Product Wt	material > grade >	Poly Shell	Fabric Grade 2 or COM	Fabric Grade 3	Fabric Grade 4	Fabric Grade 5	Fabric Grade 6
<b>Retractable Tablet Arm Right</b>    SMLC-07TBR Tablet material is 3/4" Black Thermofoil with a Black Thermofoil edge.	4-Leg Base Tablet Arm Right Casters Seat - Poly Back - Poly	<b>SMLC-07TBR</b>	27	1250						
	4-Leg Base Tablet Arm Right Casters Seat - Upholstered Back - Poly	<b>SMLC-04TBR</b>	27			1419	1500	1580	1660	1741
	4-Leg Base Tablet Arm Right Casters Seat - Upholstered Back - Upholstered	<b>SMLC-01TBR</b>	27			1659	1740	1818	1901	1981
	4-Leg Base Tablet Arm Right Casters Seat - Poly Back - Wood	<b>SMLC-09TBR</b>	27	1418						
	4-Leg Base Tablet Arm Right Casters Seat - Upholstered Back - Wood	<b>SMLC-10TBR</b>	27			1586	1664	1748	1830	1911

**COM Yardage**  
 Refer to page 405.

Finish Options	Price	Frame Options	Code	Price	Accessories	Code	Price
Chrome .....	\$ 719	Casters, Dual Wheel Black Nylon			Chair Trolley - SIMON .....	ACTSI	\$ 894
Powder Coat - Standard .....	n/c	Hard Wheel (set of 4)			(for chair with glides only)		
Powder Coat - Premium .....	\$ 165	(caster chairs only) .....	CAS58	n/c			
		Leg Cover			<b>Custom Charges</b>		
		(specify poly color) .....	BLC_	n/c	Powder Coat Alternative (per color) .....	OPA	call
		Book Basket .....	BSM	\$ 206	Stain Finish Match (per finish) .....	OSM	\$ 996
		Oversized Book Basket .....	BOSM	\$ 231			

**SIMON (Seating in Motion)**Guest Chair with Glides  
Retractable Tablet Arm Left**VERSTEEL****Questions?**

800 876 2120

				material > grade >	Poly Shell	Fabric Grade 2 or COM	Fabric Grade 3	Fabric Grade 4	Fabric Grade 5	Fabric Grade 6
Style	Description	Model #	Product Wt							
<b>Retractable Tablet Arm Left</b> SMLG-07TBL  Tablet material is 3/4" Black Thermofoil with a Black Thermofoil edge.	4-Leg Base Tablet Arm Left Glides Seat - Poly Back - Poly	<b>SMLG-07TBL</b>	27	1244						
	4-Leg Base Tablet Arm Left Glides Seat - Upholstered Back - Poly	<b>SMLG-04TBL</b>	27			1417	1494	1577	1658	1739
	4-Leg Base Tablet Arm Left Glides Seat - Upholstered Back - Upholstered	<b>SMLG-01TBL</b>	27			1657	1736	1814	1896	1978
	4-Leg Base Tablet Arm Left Glides Seat - Poly Back - Wood	<b>SMLG-09TBL</b>	27	1413						
	4-Leg Base Tablet Arm Left Glides Seat - Upholstered Back - Wood	<b>SMLG-10TBL</b>	27			1583	1662	1744	1826	1906

**COM Yardage**

Refer to page 405.


**To Order, Specify...**

- ① Model Number
- ② Shell Color
- ③ Frame Color
- ④ Wood Finish
- ⑤ Upholstery Selection
- ⑥ Frame Options



Questions?

800 876 2120

Style	Description	Model #	Product Wt	material > grade >	Poly Shell	Fabric Grade 2 or COM	Fabric Grade 3	Fabric Grade 4	Fabric Grade 5	Fabric Grade 6
<b>Retractable Tablet Arm Left</b> SMLC-07TBL  Tablet material is 3/4" Black Thermofoil with a Black Thermofoil edge.	4-Leg Base Tablet Arm Left Casters Seat - Poly Back - Poly	<b>SMLC-07TBL</b>	27	1250						
	4-Leg Base Tablet Arm Left Casters Seat - Upholstered Back - Poly	<b>SMLC-04TBL</b>	27			1419	1500	1580	1660	1741
	4-Leg Base Tablet Arm Left Casters Seat - Upholstered Back - Upholstered	<b>SMLC-01TBL</b>	27			1659	1740	1818	1901	1981
	4-Leg Base Tablet Arm Left Casters Seat - Poly Back - Wood	<b>SMLC-09TBL</b>	27	1391						
	4-Leg Base Tablet Arm Left Casters Seat - Upholstered Back - Wood	<b>SMLC-10TBL</b>	27			1586	1664	1748	1830	1911

**COM Yardage**  
 Refer to page 405.
**Finish Options**

Chrome .....	Price \$ 719
Powder Coat - Standard .....	n/c
Powder Coat - Premium .....	\$ 165

**Frame Options**

Casters, Dual Wheel Black Nylon	<b>Code</b>	<b>Price</b>
Hard Wheel (set of 4) (caster chairs only) .....	CAS58	n/c
Leg Cover (specify poly color) .....	BLC_	n/c
Book Basket .....	BSM	\$ 206
Oversized Book Basket .....	BOSM	\$ 231

**Accessories**

Chair Trolley - SIMON .....	<b>Code</b> ACTSI	<b>Price</b> \$ 894
(for chair with glides only)		

**Custom Charges**


Powder Coat Alternative (per color) .....	OPA	call
Stain Finish Match (per finish) .....	OSM	\$ 996

**SIMON (Seating in Motion)**

Guest Chair with Glides  
Oversize Tablet Arm Right

**VERSTEEL****Questions?**

800 876 2120

				material > grade >	Poly Shell	Fabric Grade 2 or COM	Fabric Grade 3	Fabric Grade 4	Fabric Grade 5	Fabric Grade 6
Style	Description	Model #	Product Wt							
<div><div>Oversize Tablet Arm Right</div><div></div><div>SMLG-07OTBR Tablet material is 5/8" Black Europly with an Ebony PVC edge.</div></div> <td>4-Leg Base Tablet Arm Right Glides Seat - Poly Back - Poly</td> <td>SMLG-07OTBR</td> <td>27</td> <td>1295</td> <td></td> <td></td> <td></td> <td></td> <td></td> <td></td>	4-Leg Base Tablet Arm Right Glides Seat - Poly Back - Poly	SMLG-07OTBR	27	1295						
	4-Leg Base Tablet Arm Right Glides Seat - Upholstered Back - Poly	SMLG-04OTBR	27		1460	1540	1621	1699	1781	
	4-Leg Base Tablet Arm Right Glides Seat - Upholstered Back - Upholstered	SMLG-01OTBR	27		1698	1779	1862	1943	2023	
	4-Leg Base Tablet Arm Right Glides Seat - Poly Back - Wood	SMLG-09OTBR	27	1459						
	4-Leg Base Tablet Arm Right Glides Seat - Upholstered Back - Wood	SMLG-10OTBR	27		1630	1707	1791	1871	1952	

COM Yardage  
Refer to page 405.

**COM Yardage**

Refer to page 405.


**To Order, Specify...**

- ① Model Number
- ② Shell Color
- ③ Frame Color
- ④ Wood Finish
- ⑤ Upholstery Selection
- ⑥ Frame Options



Questions?

800 876 2120

Style	Description	Model #	Product Wt	material > grade >	Poly Shell	Fabric Grade 2 or COM	Fabric Grade 3	Fabric Grade 4	Fabric Grade 5	Fabric Grade 6
<b>Oversize Tablet Arm Right</b>    SMLC-07OTBR Tablet material is 5/8" Black Europly with an Ebony PVC edge.	4-Leg Base Tablet Arm Right Casters Seat - Poly Back - Poly	<b>SMLC-07OTBR</b>	27	1297						
	4-Leg Base Tablet Arm Right Casters Seat - Upholstered Back - Poly	<b>SMLC-04OTBR</b>	27			1463	1542	1625	1703	1784
	4-Leg Base Tablet Arm Right Casters Seat - Upholstered Back - Upholstered	<b>SMLC-01OTBR</b>	27			1700	1783	1864	1947	2026
	4-Leg Base Tablet Arm Right Casters Seat - Poly Back - Wood	<b>SMLC-09OTBR</b>	27	1461						
	4-Leg Base Tablet Arm Right Casters Seat - Upholstered Back - Wood	<b>SMLC-10OTBR</b>	27			1632	1711	1796	1874	1955

**COM Yardage**  
Refer to page 405.


Finish Options	Price	Frame Options	Code	Price	Accessories	Code	Price
Chrome .....	\$ 719	Casters, Dual Wheel Black Nylon			Chair Trolley - SIMON .....	ACTSI	\$ 894
Powder Coat - Standard .....	n/c	Hard Wheel (set of 4)			(for chair with glides only)		
Powder Coat - Premium .....	\$ 165	(caster chairs only) .....	CAS58	n/c			
		Leg Cover			<b>Custom Charges</b>		
		(specify poly color) .....	BLC_	n/c	Powder Coat Alternative (per color) .....	OPA	call
		Book Basket .....	BSM	\$ 206	Stain Finish Match (per finish) .....	OSM	\$ 996
		Oversized Book Basket .....	BOSM	\$ 231			

**SIMON (Seating in Motion)**

Guest Chair with Glides  
Oversize Tablet Arm Left

**VERSTEEL****Questions?**

800 876 2120

				material > grade >	Poly Shell	Fabric Grade 2 or COM	Fabric Grade 3	Fabric Grade 4	Fabric Grade 5	Fabric Grade 6
Style	Description	Model #	Product Wt							
<b>Oversize Tablet Arm Left</b>    SMLG-07OTBL Tablet material is %" Black Europly with an Ebony PVC edge.	4-Leg Base Tablet Arm Left Glides Seat - Poly Back - Poly	<b>SMLG-07OTBL</b>	27	1295						
	4-Leg Base Tablet Arm Left Glides Seat - Upholstered Back - Poly	<b>SMLG-04OTBL</b>	27		1460	1540	1621	1699	1781	
	4-Leg Base Tablet Arm Left Glides Seat - Upholstered Back - Upholstered	<b>SMLG-01OTBL</b>	27		1698	1779	1862	1943	2023	
	4-Leg Base Tablet Arm Left Glides Seat - Poly Back - Wood	<b>SMLG-09OTBL</b>	27	1459						
	4-Leg Base Tablet Arm Left Glides Seat - Upholstered Back - Wood	<b>SMLG-10OTBL</b>	27		1630	1707	1791	1871	1952	

**COM Yardage**

Refer to page 405.


**To Order, Specify...**

- ① Model Number
- ② Shell Color
- ③ Frame Color
- ④ Wood Finish
- ⑤ Upholstery Selection
- ⑥ Frame Options



Questions?

800 876 2120


				material > grade >	Poly Shell	Fabric Grade 2 or COM	Fabric Grade 3	Fabric Grade 4	Fabric Grade 5	Fabric Grade 6
Style	Description	Model #	Product Wt							
<b>Oversize Tablet Arm Left</b>    SMLC-07OTBL Tablet material is 5/8" Black Europly with an Ebony PVC edge.	4-Leg Base Tablet Arm Left Casters Seat - Poly Back - Poly	<b>SMLC-07OTBL</b>	27	1297						
	4-Leg Base Tablet Arm Left Casters Seat - Upholstered Back - Poly	<b>SMLC-04OTBL</b>	27		1463	1542	1625	1703	1784	
	4-Leg Base Tablet Arm Left Casters Seat - Upholstered Back - Upholstered	<b>SMLC-01OTBL</b>	27		1700	1783	1864	1947	2026	
	4-Leg Base Tablet Arm Left Casters Seat - Poly Back - Wood	<b>SMLC-09OTBL</b>	27	1461						
	4-Leg Base Tablet Arm Left Casters Seat - Upholstered Back - Wood	<b>SMLC-10OTBL</b>	27		1632	1711	1796	1874	1955	

**COM Yardage**  
 Refer to page 405.

Finish Options	Price	Frame Options	Code	Price	Accessories	Code	Price
Chrome .....	\$ 719	Casters, Dual Wheel Black Nylon			Chair Trolley - SIMON .....	ACTSI	\$ 894
Powder Coat - Standard .....	n/c	Hard Wheel (set of 4)			(for chair with glides only)		
Powder Coat - Premium .....	\$ 165	(caster chairs only) .....	CAS58	n/c			
		Leg Cover			<b>Custom Charges</b>		
		(specify poly color) .....	BLC_	n/c	Powder Coat Alternative (per color) .....	OPA	call
		Book Basket .....	BSM	\$ 206	Stain Finish Match (per finish) .....	OSM	\$ 996
		Oversized Book Basket .....	BOSM	\$ 231			

**SIMON (Seating in Motion)**Stool - 24"  
Armless**VERSTEEL****Questions?**

800 876 2120

				material > grade >	Poly Shell	Fabric Grade 2 or COM	Fabric Grade 3	Fabric Grade 4	Fabric Grade 5	Fabric Grade 6
Style	Description	Model #	Product Wt							
 SMLG-07S24	4-Leg Base Without Arms Glides Seat - Poly Back - Poly	<b>SMLG-07S24</b>	22	1028						
	4-Leg Base Without Arms Glides Seat - Upholstered Back - Poly	<b>SMLG-04S24</b>	22		1202	1280	1360	1443	1524	
	4-Leg Base Without Arms Glides Seat - Upholstered Back - Upholstered	<b>SMLG-01S24</b>	22		1440	1521	1602	1684	1760	
	4-Leg Base Without Arms Glides Seat - Poly Back - Wood	<b>SMLG-09S24</b>	22	1201						
	4-Leg Base Without Arms Glides Seat - Upholstered Back - Wood	<b>SMLG-10S24</b>	22		1371	1451	1531	1610	1692	

33"-38" table heights  
are recommended for  
use with 24" stool

**COM Yardage**

Refer to page 405.


**To Order, Specify...**

- ① Model Number
- ② Shell Color
- ③ Frame Color
- ④ Wood Finish
- ⑤ Upholstery Selection
- ⑥ Frame Options



Questions?

800 876 2120

				material > grade >	Poly Shell	Fabric Grade 2 or COM	Fabric Grade 3	Fabric Grade 4	Fabric Grade 5	Fabric Grade 6
Style	Description	Model #	Product Wt							
 SMLGA-08S24	4-Leg Base With Arms Glides Seat - Poly Back - Poly Armcaps - Poly	<b>SMLGA-08S24</b>	25	1125						
	4-Leg Base With Arms Glides Seat - Upholstered Back - Poly Armcaps - Poly	<b>SMLGA-06S24</b>	25		1298	1378	1459	1539	1620	
	4-Leg Base With Arms Glides Seat - Upholstered Back - Upholstered Armcaps - Poly	<b>SMLGA-03S24</b>	25		1537	1617	1698	1779	1860	
	4-Leg Base With Arms Glides Seat - Poly Back - Wood Armcaps - Poly	<b>SMLGA-13S24</b>	25	1295						
	4-Leg Base With Arms Glides Seat - Upholstered Back - Wood Armcaps - Poly	<b>SMLGA-18S24</b>	25		1461	1542	1624	1703	1784	

33" - 38" table heights  
are recommended for  
use with 24" stool

**COM Yardage**  
Refer to page 405.

Finish Options		Price	Frame Options		Code	Price	Custom Charges		Code	Price
Chrome .....		\$ 719	Leg Cover				Powder Coat Alternative (per color) .....		OPA	call
Powder Coat - Standard .....		n/c	(specify poly color).....	BLC_		n/c	Stain Finish Match (per finish).....		OSM	\$ 996
Powder Coat - Premium .....		\$ 165								

**SIMON (Seating in Motion)**

Stool - 29"  
Armless

**VERSTEEL****Questions?**

800 876 2120

				material > grade >	Poly Shell	Fabric Grade 2 or COM	Fabric Grade 3	Fabric Grade 4	Fabric Grade 5	Fabric Grade 6
Style	Description	Model #	Product Wt							
 SMLG-10S29	4-Leg Base Without Arms Glides Seat - Poly Back - Poly	<b>SMLG-07S29</b>	23	1028						
	4-Leg Base Without Arms Glides Seat - Upholstered Back - Poly	<b>SMLG-04S29</b>	23			1202	1280	1360	1443	1524
	4-Leg Base Without Arms Glides Seat - Upholstered Back - Upholstered	<b>SMLG-01S29</b>	23			1440	1521	1602	1684	1760
	4-Leg Base Without Arms Glides Seat - Poly Back - Wood	<b>SMLG-09S29</b>	23	1201						
	4-Leg Base Without Arms Glides Seat - Upholstered Back - Wood	<b>SMLG-10S29</b>	23			1371	1451	1531	1610	1692

38" - 42" table heights  
are recommended for  
use with 29" stool

**COM Yardage**

Refer to page 405.


**To Order, Specify...**

- ① Model Number
- ② Shell Color
- ③ Frame Color
- ④ Wood Finish
- ⑤ Upholstery Selection
- ⑥ Frame Options



Questions?

800 876 2120

				material > grade >	Poly Shell	Fabric Grade 2 or COM	Fabric Grade 3	Fabric Grade 4	Fabric Grade 5	Fabric Grade 6
Style	Description	Model #	Product Wt							
 SMLGA-18S29	4-Leg Base With Arms Glides Seat - Poly Back - Poly Armcaps - Poly	<b>SMLGA-08S29</b>	26	1125						
	4-Leg Base With Arms Glides Seat - Upholstered Back - Poly Armcaps - Poly	<b>SMLGA-06S29</b>	26		1298	1378	1459	1539	1620	
	4-Leg Base With Arms Glides Seat - Upholstered Back - Upholstered Armcaps - Poly	<b>SMLGA-03S29</b>	26		1537	1617	1698	1779	1860	
	4-Leg Base With Arms Glides Seat - Poly Back - Wood Armcaps - Poly	<b>SMLGA-13S29</b>	26	1295						
	4-Leg Base With Arms Glides Seat - Upholstered Back - Wood Armcaps - Poly	<b>SMLGA-18S29</b>	26		1461	1542	1624	1703	1784	

38" - 42" table heights  
are recommended for  
use with 29" stool

**COM Yardage**  
Refer to page 405.

Finish Options		Price	Frame Options		Code	Price	Custom Charges		Code	Price
Chrome .....		\$ 719	Leg Cover				Powder Coat Alternative (per color) .....		OPA	call
Powder Coat - Standard .....		n/c	(specify poly color).....	BLC_		n/c	Stain Finish Match (per finish).....		OSM	\$ 996
Powder Coat - Premium .....		\$ 165								



Socius has a modern aesthetic that lends itself to healthcare and corporate areas. Collection includes mid or high back chairs, easy access, bariatric and tandem seating.

**Features**

Flex back is standard on the mid and high back guest chairs as well as the 26" and 30" bariatric models. Chairs can be ordered with or without urethane armcaps. All Socius chairs including those with a flex back are a wall saver and have high-density polyethylene glides. Built with heavy duty construction and materials for durability, all Socius chairs withstand a static load of over 1200 pounds.

**Tandem**

Mid back tandem seating can be specified in two or three seat combinations of guest size seats along with 26", 30" and 42" bariatric seats. Only one bariatric seat can be used with each combination. Tandem Seating with a high back can be specified in combinations of two or three guest size seats. All tandem units, with the exception of the 42" bariatric seat, feature the flex back.

**Shipping Schedule****Standard Items**

Upholstered

4-5 WEEKS

Contact Versteel for special lead time requests.

**BIFMA**

All Versteel products are constructed to pass the relevant ANSI/ BIFMA standards. For more detailed specifications by series and base style, contact Versteel Customer Service at 800.876.2120.

Additional information regarding warranty, terms and conditions, shipping, care and maintenance, etc. can be found on pages 2-6 of the All Seating price list.

**Standard Versteel Upholstery**

Standard Versteel Upholstery offers a range of materials, from fabrics in a variety of colors and textures to vinyls for soil resistance. Please refer to Versteel's fabric cards, upholstery options pages in the All Seating price list, or the "Materials and Finishes" section of our website for information.

**Grade-In Upholstery**

Versteel has coordinated with upholstery manufacturers to simplify your order process. Many of the manufacturers' offerings have been pre-approved for application on Versteel Seating.

Contact Versteel Customer Service with your selected fabric choice to be graded in. You will be supplied with the appropriate grade-in designator. On your purchase order, complete the information with the pattern name, color description and grade-in designator, and Versteel will take it from there.

**Customer's Own Material**

Customer's Own Materials (COM's) are not an issue on Socius. Many COM's are pre-approved for application on Versteel Seating. Call Versteel Customer Service with your COM selection to determine if it has been pre-approved. If your selection has not been pre-approved, reference the "Receiving COM Approval" section below.

**Receiving COM Approval**

Not all materials are suitable for upholstery on Socius. A 12" x 12" memo sample must be supplied for approval before a COM material is accepted for an order. If the material is directional in pattern or weave, the pattern repeat (in inches) in both directions or the weave direction must be supplied.

**Excess COM**

Versteel will not store excess COM for more than 30 days after the order has been completed. If excess material is to be returned after order completion, send the request to Versteel Customer Service prior to acknowledged ship date. It is the customer's responsibility to arrange for the return of the material "freight collect."

**COM Requiring Application Test**

If an application test is required for your selected COM, send test sample material along with the following.

1. Name and return address
2. Model selected
3. Sketch showing special requirements for the positioning of the materials' pattern on the seat and ledge, if special considerations are required.

**NOTE** ALL UPHOLSTERIES ARE CUT UP THE ROLL TO MAXIMIZE YIELD AND WEAR PERFORMANCE

**Ship COM to:**

Versteel  
2332 Cathy Lane  
Jasper, IN 47546

COM must be shipped to the factory with transportation costs "prepaid." If material is considered defective or unusable, it will be returned "transportation collect."

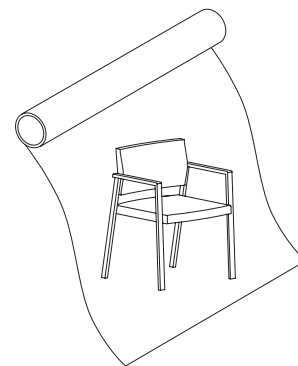
For standard lead time orders, tag fabric with purchase order number and identify with project number if possible.

**Application of Directional Fabrics**

Due to the upholstering process, some fabrics not considered directional by the supplier may be considered directional by Versteel.

All COM's are cut "up the roll" unless otherwise directed by the customer (see illustration below).

**EXAMPLE** PATTERN CUT "UP THE ROLL"



If special cutting or upholstery application is required, you must indicate requirement at time of order entry.

**Socius COM Yardage Requirements**

COM yardage requirements are calculated based on a material width of 54" and a repeat of 2" or less. For material less than 54" wide, contact Versteel for yardage requirements. Use the chart below as a guide to calculate your COM yardage. For quantities greater than 15 chairs or 10 bariatric chairs, contact Versteel Customer Service for calculation of COM yardage by model.

**NOTE** THIS CHART IS NOT APPLICABLE FOR MULTIPLE FABRICS ON ONE UNIT. CONTACT VERSTEEL CUSTOMER SERVICE FOR YARDAGE REQUIREMENTS IF SPECIFYING MULTIPLE FABRICS.

Quantity of Chairs	1	2	3	4	5	6	7	8	9	10	11	12	13	14	15
<b>Socius</b>															
Guest Mid Back	2.5	4.0	5.5	7.0	8.0	10.0	11.5	13.0	15.0	16.5	17.5	18.5	19.5	21.5	23.5
Guest High Back	3.0	4.0	6.0	8.0	9.0	11.0	12.0	14.0	17.0	18.0	19.5	20.5	22.5	24.0	26.5
Guest Easy Access	2.5	4.0	5.5	7.0	8.0	10.0	11.5	13.0	15.0	16.5	17.5	18.5	19.5	21.5	23.5
Bariatric X26	2.5	4.5	6.0	7.5	10.0	11.5	13.0	15.0	16.5	18.5					
Bariatric X30	3.0	5.0	7.0	9.0	11.5	13.5	15.5	18.0	20.0	22.0					
Bariatric X42	5.0	8.0	10.0	13.0	15.0	18.0	20.0	23.0	25.0	28.0					
Tandem 2 Guest Mid Back	4.0	7.0	10.0	13.0	16.0	19.0	22.0	25.0	28.0	31.0					
Tandem 2 Guest High Back	4.0	7.0	10.0	13.0	16.0	19.0	22.0	25.0	28.0	31.0					
Tandem 3 Guest Mid Back	5.0	9.0	13.0	17.0	21.0	25.0	29.0	33.0	37.0	41.0					
Tandem 3 Guest High Back	5.0	9.0	13.0	17.0	21.0	25.0	29.0	33.0	37.0	41.0					
Tandem 1 Guest, X26 Mid Back	3.5	6.0	8.5	11.0	13.5	16.0	18.5	21.0	23.5	26.0					
Tandem 1 Guest, X30 Mid Back	3.5	6.0	8.5	11.0	13.5	16.0	18.5	21.0	23.5	26.0					
Tandem 1 Guest, X42 Mid Back	4.5	8.0	11.5	15.0	18.5	22.0	25.5	29.0	32.5	36.0					
Tandem 2 Guest, X26 Mid Back	5.0	9.0	13.0	17.0	21.0	25.0	29.0	33.0	37.0	41.0					
Tandem 2 Guest, X30 Mid Back	4.5	8.0	11.5	15.0	18.5	22.0	25.5	29.0	32.5	36.0					
Tandem 2 Guest, X42 Mid Back	5.5	10.0	14.5	19.0	23.5	28.0	32.5	37.0	41.5	46.0					

**Patterned COM Additional Yardage Guide**

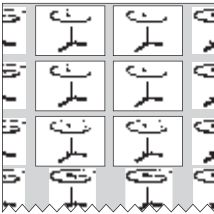
Use the guide below to aid in ordering the appropriate COM fabric when needing to match a pattern with a repeat. To use this guide, add the vertical and horizontal repeats together (e.g. a 5" vertical repeat plus an 11" horizontal repeat gives a 16" total). Then find the appropriate entry on the chart, and increase the yardage estimate by the percentage indicated.

For example: The yardage estimate is 8 yards of 54" wide fabric and the pattern has a repeat of 11" horizontal and 5" vertical. Add up the repeats (11" + 5" = 16") and find the appropriate entry - 15% in this example. Fifteen percent more fabric is required to match the pattern. 8 yards plus an extra 15% is 9.2 yards.

Fabric Width	Plain Fabric	3" - 14" Repeat	15" - 19" Repeat	20" - 27" Repeat	28" - 36" Repeat	37" - 45" Repeat	46" - 54" Repeat
54"	0%	10%	15%	20%	25%	30%	35%
50" - 52"	10%	20%	25%	30%	35%	40%	45%

**Decorative Patterns**

Yardage requirements are greatly affected by the size of the repeat and the print or pattern of the material. Versteel cuts all seating patterns with aesthetic concerns in mind for high quality and consistency. Refer to the COM listing for the yardage required for pattern repeat.



To Order, Specify...

- 1 Model Number
- 2 Frame Color
- 3 Upholstery Selection
- 4 Urethane Armcap Color

model number	finish selections		additional options
<u>SCMBPA-01</u>	/	<u>PCHA</u> / <u>FVT Biscuit</u>	/
model number		frame color      upholstery selection	additional options

A **SCMBPA-01** is a Socius series, 4-leg, mid back patient chair with upholstered seat and back and no armcaps.

The codes **PCHA** / **FVT Biscuit** specify Champagne frame with Grade 2 Variant 10 Biscuit upholstery.

Model Number **SCMBPA-01**



Orders may be sent via

Mailing Address

Versteel  
2332 Cathy Lane  
Jasper IN 47546

Contact Versteel

Email      contact@versteel.com  
Phone      800 876 2120  
             812 634 2120  
Fax      812 482 9318

**Studio Steel®**

Versteel's "urban fabrication" process leaves the telltale signs of welding and assembly on the surface, highlighting a manufacturing aesthetic. Choosing a clear or transparent powder coat is recommended, allowing tonal striation (created as a result of extreme heat), natural textures, and the inherent qualities of raw steel to show through.

Studio Steel Process . . . . . \$165 per chair

**Powder Coat Finishes**

All powder coat finishes in the Versteel offering have been formulated with the use of epoxy, polyester or epoxy and polyester blends to maximize the finish durability.

Powder Coat - Standard . . . . . n/c

Powder Coat - Premium . . . . . \$165 per chair

**Socius Powder Coat Colors**

Alloy . . . . .	PALY	Mint . . . . .	PMNT
Amethyst . . . . .	PAME	Navy . . . . .	PNVY
Anthracite . . . . .	PANT	Nimbus . . . . .	PNIM
Black Anodized . . . . .	PBLA	Nutmeg . . . . .	PNUT
Bronze . . . . .	PBRO	⚡ Pacific . . . . .	PPAC
Calypso . . . . .	PCAL	Pearl . . . . .	PPEA
Carbon . . . . .	PCAR	Pebble . . . . .	PPEB
Champagne . . . . .	PCHA	Ⓟ Platinum . . . . .	PPLA
Coconut . . . . .	PCOC	Poppy . . . . .	PPOP
⚡ Copper . . . . .	PCOP	⚡ Raven . . . . .	PRAV
Crimson . . . . .	PCRI	Royal . . . . .	PROY
⚡ Crystal . . . . .	PCRY	Seaside . . . . .	PSEA
Daffodil . . . . .	PDAF	Shipyards . . . . .	PSHI
Ebony . . . . .	PEBO	Silver . . . . .	PSIL
Forest . . . . .	PFOR	Snow . . . . .	PSNO
Fossil . . . . .	PFOS	Stone . . . . .	PSTO
⚡ Garnet . . . . .	PGAR	Storm . . . . .	PSTM
⚡ Gold . . . . .	PGOL	Terra Cotta . . . . .	PTEC
Graphite . . . . .	PGRA	Whisper . . . . .	PWHI
Ⓟ Hope . . . . .	PHOP	White Linen . . . . .	PWHL
Kelly Green . . . . .	PKEG	Powder Coat Alternative . . . . .	OPA
⚡ Matte . . . . .	PMAT		
Mica . . . . .	PMIC		

**Transparent Powder Coats (indicated by ⚡)**

Please note that the transparent characteristics of these powders allow all natural welds and textures inherent to raw steel to be visible.

**Premium Powder Coats (indicated by Ⓟ)**

Versteel's premium process uses specially formulated powder coats for a truly unique color palette.

**Plated**

Versteel offers two plated options: Chrome and Nickel. Chrome is our most durable finish available and is a deep luster chrome plated finish. Nickel is a plated finish with a clear coat applied for durability. An upcharge applies for plated finishes. See product pricing pages for upcharge.

Chrome . . . . . ECHR

Nickel . . . . . ENKL

**Socius Urethane Armcaps**

Socius armcaps are molded with soft urethane.

**Socius Urethane Armcap Colors**

Alloy . . . . .	UALY	Pearl . . . . .	UPEA
Ebony . . . . .	UEBO	Stone . . . . .	USTO
Fossil . . . . .	UFOS	Storm . . . . .	USTM
Graphite . . . . .	UGRA	Whisper . . . . .	UWHI
Nimbus . . . . .	UNIM	White Linen . . . . .	UWHL

**Finish Reference & Samples**

For finish color reference, please refer to our website. Contact Versteel Customer Service to receive actual color samples for color matches and final color approval.

**Powder Coat Alternative****Call for quotation**

Specify code **OPA** (*Powder Coat Alternative*), add cost from Versteel quotation

Powder Coat Alternative is available from Versteel. The entire RAL color reference along with hundreds of other color and finishes are available.

For Powder Coat Alternative matching, you must supply a color reference sample, or an RAL number. Versteel will review the sample for possible existing colors available and send a sample for customer approval. If no color match exists a custom match can be developed. Call Versteel Customer Service for associated upcharges on custom color development.

**NOTE** CUSTOM COLOR MATCHING APPROVALS MAY AFFECT STANDARD PRODUCTION SCHEDULES

**Custom Urethane Edge****Call for quotation / one time charge per color, per order**

Specify code **OCU** (*Custom Urethane Color Match*), add cost from Versteel quotation

For Urethane Color Matching you must supply a color reference sample. A custom match will be developed and sampled for customer approval before a production schedule is established.







Questions?

800 876 2120



material >  
grade >

Description		Model#	Product Wt					
	Seat: Upholstered Back: Upholstered Armcaps: None	SCMBPA-01	42	Standard Powder Coat				
				1571	1742	1915	2087	2258
				Chrome, Nickel and Transparent Powder Coat				
				1861	2032	2205	2377	2548
	Seat: Upholstered Back: Upholstered Armcaps: Urethane	SCMBPA-09	43	Standard Powder Coat				
				1693	1864	2037	2208	2380
				Chrome, Nickel and Transparent Powder Coat				
				1983	2154	2327	2498	2670
<b>DIMENSIONS</b> Overall Height: 32¾" Overall Width w/ armcaps: 23" w/o armcaps: 22¾" Overall Depth: 27¼		Seat Height: 19½" Seat Width: 19½" Seat Depth: 20" Arm Height w/ armcaps: 26¾" w/o armcaps: 26½"						

OM Yardage

Please refer to page 428.



				material > grade >	Fabric GR 2 / COM	Fabric GR 3	Fabric GR 4	Fabric GR 5	Fabric GR 6	
				Description	Model#	Product Wt				
	Seat: Upholstered Back: Upholstered Armcaps: None			SCHBPA-01	43	Standard Powder Coat				
						1620	1827	2033	2240	2446
						Chrome, Nickel and Transparent Powder Coat				
						1910	2117	2323	2530	2736
	Seat: Upholstered Back: Upholstered Armcaps: Urethane			SCHBPA-09	44	Standard Powder Coat				
						1741	1948	2154	2361	2567
						Chrome, Nickel and Transparent Powder Coat				
						2031	2238	2444	2651	2857
<b>DIMENSIONS</b> Overall Height: 39" Overall Width w/ armcaps: 23" w/o armcaps: 22¼" Overall Depth: 27¼"				Seat Height: 19½" Seat Width: 19½" Seat Depth: 20" Arm Height w/ armcaps: 26¾" w/o armcaps: 26½"						

COM Yardage

Please refer to page 428.

**COM Yardage**  
 Please refer to page 428.

**Finish Options**  
 Powder Coat, Premium..... \$ 165



**Custom Charges**  
 Powder Coat Alternative (per color) ..... OPA call



Questions?

800 876 2120

material >  
grade >

Description		Model#	Product Wt					
	Seat: Upholstered Back: Upholstered Armcaps: None	SCMBPA-01H24	50	Standard Powder Coat				
				1857	2069	2283	2496	2709
				Chrome, Nickel and Transparent Powder Coat				
				2300	2512	2726	2939	3152
	Seat: Upholstered Back: Upholstered Armcaps: Urethane	SCMBPA-09H24	52	Standard Powder Coat				
				1979	2191	2405	2618	2830
				Chrome, Nickel and Transparent Powder Coat				
				2422	2634	2848	3061	3273
<b>DIMENSIONS</b> Overall Height: 36½" Overall Width w/ armcaps: 23" w/o armcaps: 22½" Overall Depth: 28½"		Seat Height: 24" Seat Width: 19½" Seat Depth: 20" Arm Height w/ armcaps: 31" w/o armcaps: 30¾"						

OM Yardage

lease refer to page 428.

COM Yardage  
Please refer to page 428.

- To Order, Specify...
- 1 Model Number
  - 2 Frame Color
  - 3 Upholstery Selection
  - 4 Urethane Armcap Color



				material > grade >	Fabric GR 2 / COM	Fabric GR 3	Fabric GR 4	Fabric GR 5	Fabric GR 6
	Description	Model#	Product Wt						
	Seat: Upholstered Back: Upholstered Armcap: None	SCMBPA-01X26	49	Standard Powder Coat					
				1730	1927	2124	2321	2517	
				Chrome, Nickel and Transparent Powder Coat					
				2020	2217	2414	2611	2807	
	Seat: Upholstered Back: Upholstered Armcap: Urethane	SCMBPA-09X26	50	Standard Powder Coat					
				1852	2048	2246	2442	2639	
				Chrome, Nickel and Transparent Powder Coat					
				2142	2338	2536	2732	2929	
	Seat: Upholstered Back: Upholstered Armcap: None	SCMBPA-01X30	52	Standard Powder Coat					
				1831	2043	2257	2470	2983	
				Chrome, Nickel and Transparent Powder Coat					
				2121	2333	2547	2760	3273	
	Seat: Upholstered Back: Upholstered Armcap: Urethane	SCMBPA-09X30	54	Standard Powder Coat					
				1953	2165	2379	2592	2804	
				Chrome, Nickel and Transparent Powder Coat					
				2243	2455	2669	2882	3094	
	Seat: Upholstered Back: Upholstered Armcap: None	SCMBPA-01X42	85	Standard Powder Coat					
				2175	2455	2735	3015	3295	
				Chrome, Nickel and Transparent Powder Coat					
				2465	2745	3025	3305	3585	
	Seat: Upholstered Back: Upholstered Armcap: Urethane	SCMBPA-09X42	87	Standard Powder Coat					
				2278	2558	2838	3118	3398	
				Chrome, Nickel and Transparent Powder Coat					
				2568	2848	3128	3408	3688	
	<b>DIMENSIONS</b> Overall Height: 32¾" Overall Width X26 w/ armcaps: 29¾" w/o armcaps: 29½" Overall Width X30 w/ armcaps: 33¾" w/o armcaps: 33½"	Overall Width X42 w/ armcaps: 45¾" w/o armcaps: 45½" Overall Depth: 27½" Seat Height: 19½" Seat Width X26: 26¼" Seat Width X30: 30" Seat Width X40: 42¼" Seat Depth: 20"							

COM Yardage  
Please refer to page 428.

**COM Yardage**  
 Please refer to page 428.

**Finish Options**  
 Powder Coat, Premium..... **Price**  
 \$ 165

**Custom Charges**  
 Powder Coat Alternative (per color) ..... **Code** **Price**  
 OPA call





**Socius**

Tandem Chairs  
Guest - Mid Back

**VERSTEEL****Questions?**

800 876 2120

 material >  
grade >

				material > grade >	Fabric GR 2 / COM	Fabric GR 3	Fabric GR 4	Fabric GR 5	Fabric GR 6
	Description	Model#	Product Wt						
	Guest/Guest Seats: Upholstered Backs: Upholstered Armcaps: None	SCSAMB-01 PP	63	Standard Powder Coat					
				2792	3016	3240	3464	3688	
				Chrome, Nickel and Transparent Powder Coat					
				3253	3477	3701	3925	4149	
	Guest/Guest Seats: Upholstered Backs: Upholstered Armcaps: Urethane	SCSAMB-09 PP	66	Standard Powder Coat					
				2946	3170	3394	3618	3842	
				Chrome, Nickel and Transparent Powder Coat					
				3407	3631	3855	4079	4303	
	Guest/Guest/Guest Seats: Upholstered Backs: Upholstered Armcaps: None	SCSAMB-01 PPP	95	Standard Powder Coat					
				3790	4098	4406	4714	5022	
				Chrome, Nickel and Transparent Powder Coat					
				4406	4714	5022	5330	5638	
	Guest/Guest/Guest Seats: Upholstered Backs: Upholstered Armcaps: Urethane	SCSAMB-09 PPP	98	Standard Powder Coat					
				3995	4303	4611	4919	5227	
				Chrome, Nickel and Transparent Powder Coat					
				4611	4919	5227	5535	5843	
	<b>DIMENSIONS</b> Overall Height: 32¾" Overall Width 2 Seats w/ armcaps: 44½" 2 Seats w/o armcaps: 44" 3 Seats w/ armcaps: 65½" 3 Seats w/o armcaps: 65¼" Overall Depth: 27¼"			Seat Height: 19⅞" Seat Width: 19½" Seat Depth: 20" Arm Height w/ armcaps: 26¾" w/o armcaps: 26½"					

COM Yardage  
Please refer to page 428.





**COM Yardage**

Please refer to page 428.

**To Order, Specify...**

- ① Model Number
- ② Frame Color
- ③ Upholstery Selection
- ④ Urethane Armcap Color



				material > grade >	Fabric GR 2 / COM	Fabric GR 3	Fabric GR 4	Fabric GR 5	Fabric GR 6	
				Description	Model#	Product Wt				
	Guest/Guest			SCSAHB-01 PP	64	Standard Powder Coat				
	Seats: Upholstered					2796	3020	3244	3468	3692
	Backs: Upholstered									
	Armcaps: None					Chrome, Nickel and Transparent Powder Coat				
			3257	3481	3705	3929	4153			
	Guest/Guest			SCSAHB-09 PP	66	Standard Powder Coat				
	Seats: Upholstered					2950	3174	3398	3622	3846
	Backs: Upholstered									
	Armcaps: Urethane					Chrome, Nickel and Transparent Powder Coat				
			3411	3635	3859	4083	4307			
	Guest/Guest/Guest			SCSAHB-01 PPP	95	Standard Powder Coat				
	Seats: Upholstered					3830	4166	4502	4838	5174
	Backs: Upholstered									
	Armcaps: None					Chrome, Nickel and Transparent Powder Coat				
			4446	4782	5118	5454	5790			
	Guest/Guest/Guest			SCSAHB-09 PPP	99	Standard Powder Coat				
	Seats: Upholstered					4035	4371	4707	5043	5379
	Backs: Upholstered									
	Armcaps: Urethane					Chrome, Nickel and Transparent Powder Coat				
			4651	4987	5323	5659	5995			
<b>DIMENSIONS</b> Overall Height: 39" Overall Width 2 Seats w/ armcaps: 44½" 2 Seats w/o armcaps: 44" 3 Seats w/ armcaps: 65½" 3 Seats w/o armcaps: 65¼" Overall Depth: 27¼"				Seat Height: 19½" Seat Width: 19½" Seat Depth: 20" Arm Height w/ armcaps: 26¼" w/o armcaps: 26½"						

COM Yardage  
Please refer to page 428.

**COM Yardage**  
Please refer to page 428.

Finish Options	Price
Powder Coat, Premium.....	\$ 165

Custom Charges	Code	Price
Powder Coat Alternative (per color) .....	OPA	call

**Socius**Tandem Chairs  
26" Bariatric - Mid Back**VERSTEEL****Questions?**

800 876 2120

material >  
grade >

Questions?

800 876 2120

material > grade >

Fabric GR 2 / COM

Fabric GR 3

Fabric GR 4

Fabric GR 5

Fabric GR 6

	Description	Model#	Product Wt					
	Guest/26" Bariatric Seats: Upholstered Backs: Upholstered Armcaps: None	SCSAMB-01 P26	69	Standard Powder Coat				
				2676	2900	3124	3348	3572
				Chrome, Nickel and Transparent Powder Coat				
				3137	3361	3585	3809	4033
	Guest/26" Bariatric Seats: Upholstered Backs: Upholstered Armcaps: Urethane	SCSAMB-09 P26	71	Standard Powder Coat				
				2830	3054	3278	3502	3726
				Chrome, Nickel and Transparent Powder Coat				
				3291	3515	3739	3963	4187
	26" Bariatric/Guest Seats: Upholstered Backs: Upholstered Armcaps: None	SCSAMB-01 26P	69	Standard Powder Coat				
				2676	2900	3124	3348	3572
				Chrome, Nickel and Transparent Powder Coat				
				3137	3361	3585	3809	4033
	26" Bariatric/Guest Seats: Upholstered Backs: Upholstered Armcaps: Urethane	SCSAMB-09 26P	71	Standard Powder Coat				
				2830	3054	3278	3502	3726
				Chrome, Nickel and Transparent Powder Coat				
				3291	3515	3739	3963	4187
	<b>DIMENSIONS</b> Overall Height: 32¾" Overall Width w/ armcaps: 51½" w/o armcaps: 50¾" Overall Depth: 27¼"	Seat Height: 19½" Seat Width: 19½" or 26¼" Seat Depth: 20" Arm Height w/ armcaps: 26¼" w/o armcaps: 26½"						

COM Yardage

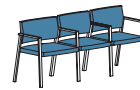
Please refer to page 428.

**COM Yardage**

Please refer to page 428.

**To Order, Specify...**

- ① Model Number
- ② Frame Color
- ③ Upholstery Selection
- ④ Urethane Armcap Color



				material > grade >	Fabric GR 2 / COM	Fabric GR 3	Fabric GR 4	Fabric GR 5	Fabric GR 6
	Description	Model#	Product Wt						
	Guest/Guest/26" Bariatric Seats: Upholstered Backs: Upholstered Armcaps: None	SCSAMB-01 PP26	100	Standard Powder Coat					
				3724	4088	4452	4816	5180	
				Chrome, Nickel and Transparent Powder Coat					
				4340	4704	5068	5432	5796	
	Guest/Guest/26" Bariatric Seats: Upholstered Backs: Upholstered Armcaps: Urethane	SCSAMB-09 PP26	103	Standard Powder Coat					
				3929	4293	4657	5021	5385	
				Chrome, Nickel and Transparent Powder Coat					
				4545	4909	5273	5637	6001	
	26" Bariatric/Guest/Guest Seats: Upholstered Backs: Upholstered Armcaps: None	SCSAMB-01 26PP	100	Standard Powder Coat					
				3724	4088	4452	4816	5180	
				Chrome, Nickel and Transparent Powder Coat					
				4340	4704	5068	5432	5796	
	26" Bariatric/Guest/Guest Seats: Upholstered Backs: Upholstered Armcaps: Urethane	SCSAMB-09 26PP	103	Standard Powder Coat					
				3929	4293	4657	5021	5385	
				Chrome, Nickel and Transparent Powder Coat					
				4545	4909	5273	5637	6001	
	Guest/26" Bariatric/Guest Seats: Upholstered Backs: Upholstered Armcaps: None	SCSAMB-01 P26P	100	Standard Powder Coat					
				3724	4088	4452	4816	5180	
				Chrome, Nickel and Transparent Powder Coat					
				4340	4704	5068	5432	5796	
	Guest/26" Bariatric/Guest Seats: Upholstered Backs: Upholstered Armcaps: Urethane	SCSAMB-09 P26P	103	Standard Powder Coat					
				3929	4293	4657	5021	5385	
				Chrome, Nickel and Transparent Powder Coat					
				4545	4909	5273	5637	6001	
<b>DIMENSIONS</b> Overall Height: 32¾" Overall Width w/ armcaps: 72¾" w/o armcaps: 72" Overall Depth: 27¼"				Seat Height: 19½" Seat Width: 19½" or 26¼" Seat Depth: 20" Arm Height w/ armcaps: 26¾" w/o armcaps: 26½"					

COM Yardage  
Please refer to page 428.

**COM Yardage**  
 Please refer to page 428.

**Finish Options**  
 Powder Coat, Premium..... **Price**  
 \$ 165

**Custom Charges**  
 Powder Coat Alternative (per color) ..... **Code Price**  
 OPA call

**Socius**Tandem Chairs  
30" Bariatric - Mid Back**VERSTEEL****Questions?**

800 876 2120

material >  
grade >

Questions?

800 876 2120

material >

grade >

				Fabric GR 2 / COM	Fabric GR 3	Fabric GR 4	Fabric GR 5	Fabric GR 6
	Description	Model#	Product Wt					
	Guest/30" Bariatric Seats: Upholstered Backs: Upholstered Armcaps: None	SCSAMB-01 P30	72	Standard Powder Coat				
				2761	3013	3265	3517	3769
				Chrome, Nickel and Transparent Powder Coat				
				3222	3474	3726	3978	4230
	Guest/30" Bariatric Seats: Upholstered Backs: Upholstered Armcaps: Urethane	SCSAMB-09 P30	74	Standard Powder Coat				
				2915	3167	3419	3671	3923
				Chrome, Nickel and Transparent Powder Coat				
				3376	3628	3880	4132	4384
	30" Bariatric/Guest Seats: Upholstered Backs: Upholstered Armcaps: None	SCSAMB-01 30P	72	Standard Powder Coat				
				2761	3013	3265	3517	3769
				Chrome, Nickel and Transparent Powder Coat				
				3222	3474	3726	3978	4230
	30" Bariatric/Guest Seats: Upholstered Backs: Upholstered Armcaps: Urethane	SCSAMB-09 30P	74	Standard Powder Coat				
				2915	3167	3419	3671	3923
				Chrome, Nickel and Transparent Powder Coat				
				3376	3628	3880	4132	4384
<div> <div> <div>DIMENSIONS</div> <div>           Overall Height: 32¾"            Overall Width              w/ armcaps: 55½"              w/o armcaps: 54¾"            Overall Depth: 27¼"         </div> </div> <div> <div>           Seat Height: 19½"            Seat Width: 19½" or 30¼"            Seat Depth: 20"            Arm Height              w/ armcaps: 26¾"              w/o armcaps: 26½"         </div> </div> </div>								

COM Yardage

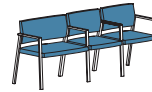
Please refer to page 428.




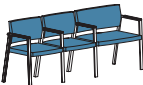


**COM Yardage**

Please refer to page 428.

**To Order, Specify...**

- ① Model Number
- ② Frame Color
- ③ Upholstery Selection
- ④ Urethane Armcap Color



				material > grade >	Fabric GR 2 / COM	Fabric GR 3	Fabric GR 4	Fabric GR 5	Fabric GR 6
	<b>Description</b>	<b>Model#</b>	<b>Product Wt</b>						
	Guest/Guest/30" Bariatric Seats: Upholstered Backs: Upholstered Armcaps: None	<b>SCSAMB-01 PP30</b>	103		Standard Powder Coat				
				3840	4232	4624	5016	5408	
				Chrome, Nickel and Transparent Powder Coat					
				4456	4848	5240	5632	6024	
	Guest/Guest/30" Bariatric Seats: Upholstered Backs: Upholstered Armcaps: Urethane	<b>SCSAMB-09 PP30</b>	106		Standard Powder Coat				
				4045	4437	4829	5221	5613	
				Chrome, Nickel and Transparent Powder Coat					
				4661	5053	5445	5837	6229	
	30" Bariatric/Guest/Guest Seats: Upholstered Backs: Upholstered Armcaps: None	<b>SCSAMB-01 30PP</b>	103		Standard Powder Coat				
				3840	4232	4624	5016	5408	
				Chrome, Nickel and Transparent Powder Coat					
				4456	4848	5240	5632	6024	
	30" Bariatric/Guest/Guest Seats: Upholstered Backs: Upholstered Armcaps: Urethane	<b>SCSAMB-09 30PP</b>	106		Standard Powder Coat				
				4045	4437	4829	5221	5613	
				Chrome, Nickel and Transparent Powder Coat					
				4661	5053	5445	5837	6229	
	Guest/30" Bariatric/Guest Seat: Upholstered Back: Upholstered Armcaps: None	<b>SCSAMB-01 P30P</b>	103		Standard Powder Coat				
				3840	4232	4624	5016	5408	
				Chrome, Nickel and Transparent Powder Coat					
				4456	4848	5240	5632	6024	
	Guest/30" Bariatric/Guest Seats: Upholstered Backs: Upholstered Armcaps: Urethane	<b>SCSAMB-09 P30P</b>	106		Standard Powder Coat				
				4045	4437	4829	5221	5613	
				Chrome, Nickel and Transparent Powder Coat					
				4661	5053	5445	5837	6229	
	<b>DIMENSIONS</b> Overall Height: 32¾" Overall Width w/ armcaps: 76¾" w/o armcaps: 76" Overall Depth: 27"	Seat Height: 19½" Seat Width: 19½" or 30¼" Seat Depth: 20" Arm Height w/ armcaps: 26¼" w/o armcaps: 26½"							

COM Yardage  
Please refer to page 428.

**COM Yardage**  
Please refer to page 428.

Finish Options	Price
Powder Coat, Premium.....	\$ 165

Custom Charges	Code	Price
Powder Coat Alternative (per color) .....	OPA	call

**Socius**

## Tandem Chairs

## 42" Bariatric - Mid Back

**VERSTEEL****Questions?**

800 876 2120

material >  
grade >

				material > grade >	Fabric GR 2 / COM	Fabric GR 3	Fabric GR 4	Fabric GR 5	Fabric GR 6

**COM Yardage**

Please refer to page 428.

**To Order, Specify...**

- ① Model Number
- ② Frame Color
- ③ Upholstery Selection
- ④ Urethane Armcap Color



				material > grade >	Fabric GR 2 / COM	Fabric GR 3	Fabric GR 4	Fabric GR 5	Fabric GR 6
	Description	Model#	Product Wt						
	Guest/Guest/42" Bariatric Seats: Upholstered Backs: Upholstered Armcaps: None	SCSAMB-01 PP42	110		Standard Powder Coat				
				3935	4439	4943	5447	5951	
				Chrome, Nickel and Transparent Powder Coat					
				4551	5055	5559	6063	6567	
	Guest/Guest/42" Bariatric Seats: Upholstered Backs: Upholstered Armcaps: Urethane	SCSAMB-09 PP42	113		Standard Powder Coat				
				4141	4645	5149	5653	6157	
				Chrome, Nickel and Transparent Powder Coat					
				4757	5261	5765	6269	6773	
	42" Bariatric/Guest/Guest Seats: Upholstered Backs: Upholstered Armcaps: None	SCSAMB-01 42PP	110		Standard Powder Coat				
				3935	4439	4943	5447	5951	
				Chrome, Nickel and Transparent Powder Coat					
				4551	5055	5559	6063	6567	
	42" Bariatric/Guest/Guest Seats: Upholstered Backs: Upholstered Armcaps: Urethane	SCSAMB-09 42PP	113		Standard Powder Coat				
				4141	4645	5149	5653	6157	
				Chrome, Nickel and Transparent Powder Coat					
				4757	5261	5765	6269	6773	
	Guest/42" Bariatric/Guest Seats: Upholstered Backs: Upholstered Armcaps: None	SCSAMB-01 P42P	110		Standard Powder Coat				
				3935	4439	4943	5447	5951	
				Chrome, Nickel and Transparent Powder Coat					
				4551	5055	5559	6063	6567	
	Guest/42" Bariatric/Guest Seats: Upholstered Backs: Upholstered Armcaps: Urethane	SCSAMB-09 P42P	113		Standard Powder Coat				
				4141	4645	5149	5653	6157	
				Chrome, Nickel and Transparent Powder Coat					
				4757	5261	5765	6269	6773	
	<b>DIMENSIONS</b> Overall Height: 32¾" Overall Width w/ armcaps: 88¾" w/o armcaps: 88" Overall Depth: 27¼"	Seat Height: 19½" Seat Width: 19½" or 42¼" Seat Depth: 20" Arm Height w/ armcaps: 26¼" w/o armcaps: 26½"							

COM Yardage  
Please refer to page 428.

**COM Yardage**  
 Please refer to page 428.

**Finish Options**  
 Powder Coat, Premium..... **Price**  
 \$ 165

**Custom Charges**  
 Powder Coat Alternative (per color) ..... **Code Price**  
 OPA call


**Maker Utility Stool Construction + Finish**

Seats are 1" thick Birch plywood with a Clear Gloss or Clear Matte finish. Alternate Wood Finishes are available with an upcharge. ABS knock in glides. Stools are available in 18", 24" and 29" fixed and adjustable heights. The Adjustable height stools have a maximum height adjustment of 1 1/2".

**Maker Utility + Maker A Bench Construction**

The Maker Project Utility and Maker A Maple butcher block benches are 1 3/4" thick, constructed with kiln-dried, uniform-width staves face-glued in a continuous length pattern. The seat height for the bench is 18". Upholstered seat cushions may be ordered for the Maker Utility bench. If desired the Maker A bench may be specified with a fully upholstered seat.

**Maker Chair + Stool Construction**

The Maker Project Maple butcher block chair and stool seat and back are 1" thick, constructed with kiln-dried, uniform-width staves face-glued in a continuous length pattern. The 3/4" square tube frame has ABS knock in glides. The seat height for the chair is 18" with two stool seat heights of 24" and 29".

**Finish + Sheen**

The Maple butcher block bench, chair and stools are standard with a Clear Gloss or Clear Matte finish. Alternate wood finishes are available. An upcharge will apply when an alternate wood finish is specified.

**Quickship Program**

Available for select products in The Maker Project series, see pricing pages.

The Versteel Quickship Program consists of up to 50 tables, 25 tables with modesty panels or 100 chairs in 10 working days from time of order (received by 12pm EST). Orders must be accompanied by final material and finish specifications for order entry. They must be clearly marked "Quickship" and consist of products from the program. Quickship orders cannot be changed or cancelled, and credit approval must be acquired within 24 hours.

For additional information see Versteel.com.  
base style, contact Versteel Customer Service at 800.876.2120.

Additional information regarding warranty, terms and conditions, shipping, care and maintenance, etc. can be found on pages 2-6 of the All Seating price list.

**Shipping Schedule****Standard Items**

Tables + Benches	5 WEEKS
Stools	3 WEEKS
Seating	3-4 WEEKS
Quickship Products	10 WORKING DAYS

Contact Versteel Customer Service for special lead time requests.

**NOTE** ORDERS WITH COM UPHOLSTERY WILL BE SCHEDULED UPON RECEIPT OF COM UPHOLSTERY YARDAGE

**BIFMA**

All Versteel products are constructed to pass the relevant ANSI/BIFMA standards. For more detailed specifications by series and base style, contact Versteel Customer Service at 800.876.2120.

Additional information regarding warranty, terms and conditions, shipping, care and maintenance, etc. can be found on pages 2-6 of the All Seating price list.

**Standard Versteel Upholstery**

Standard Versteel Upholstery offers a range of materials, from fabrics in a variety of colors and textures to vinyls for soil resistance. Please refer to Versteel's fabric cards or the "Materials + Finishes" section of our website for information.

**Grade-In Upholstery**

Versteel has coordinated with upholstery manufacturers to simplify your order process. Many of the manufacturers' offerings have been pre-approved for application on Versteel Seating.

Contact Versteel Customer Service with your selected fabric choice to be graded in. You will be supplied with the appropriate grade-in designator. On your purchase order, complete the information with the pattern name, color description and grade-in designator, and Versteel will take it from there.

**Customer's Own Material**

Customer's Own Materials (COM's) are not an issue on The Maker Project. Many COM's are pre-approved for application on Versteel Seating. Call Versteel Customer Service with your COM selection to determine if it has been pre-approved. If your selection has not been pre-approved, reference the "Receiving COM Approval" section below.

**Receiving COM Approval**

Not all materials are suitable for upholstery on The Maker Project. A 12" x 12" memo sample must be supplied for approval before a COM material is accepted for an order. If the material is directional in pattern or weave, the pattern repeat (in inches) in both directions or the weave direction must be supplied.

**Excess COM**

Versteel will not store excess COM for more than 30 days after the order has been completed. If excess material is to be returned after order completion, send the request to Versteel Customer Service prior to acknowledged ship date. It is the customer's responsibility to arrange for the return of the material "freight collect."

**COM Requiring Application Test**

If an application test is required for your selected COM, send test sample material along with the following.

1. Name and return address
2. Model selected
3. Sketch showing special requirements for the positioning of the materials' pattern on the seat and ledge, if special considerations are required.

**NOTE** ALL UPHOLSTERIES ARE CUT UP THE ROLL TO MAXIMIZE YIELD AND WEAR PERFORMANCE

**Ship COM to:**

Versteel  
2332 Cathy Lane  
Jasper, IN 47546

COM must be shipped to the factory with transportation costs "prepaid." If material is considered defective or unusable, it will be returned "transportation collect."


For standard lead time orders, tag fabric with purchase order number and identify with project number if possible.

**Application of Directional Fabrics**

Due to the upholstering process, some fabrics not considered directional by the supplier may be considered directional by Versteel.

All COM's are cut "up the roll" unless otherwise directed by the customer (see illustration below).

**EXAMPLE** PATTERN CUT UP THE ROLL



If special cutting or upholstery application is required, you must indicate requirement at time of order entry.

### Companion COM Yardage Requirements

COM yardage requirements are calculated for chairs and stools based on a material width of 54" and a repeat of 2" or less. For material less than 54" wide, contact Versteel for yardage requirements. Use the chart below as a guide to calculate your COM yardage. For quantities greater than 20 chairs or stools, contact Versteel Customer Service for calculation of COM yardage by model.

Quantity of Units	1	2	3	4	5	6	7	8	9	10	11	12	13	14	15	16	17	18	19	20
<b>Bench Cushion</b>																				
Upholstered	1.5	2.0	2.5	3.5	4.0	4.5	5.0	5.5	6.5	7.0	7.5	8.0	9.0	9.5	10.0	10.5	11.0	12.0	12.5	13.0
<b>Maker A Bench</b>																				
Upholstered Seat - 1 Seat	1.0	1.5	2.0	2.5	3.0	3.5	4.0	4.5	5.0	5.5	6.0	6.5	7.0	7.5	8.0	8.5	8.5	9.5	9.5	10.0
Upholstered Seat - 2 Seats	1.5	2.5	3.5	4.0	5.0	5.5	6.5	7.0	9.0	10.0	10.5	11.5	12.5	13.0	14.0	14.5	15.0	15.5	16.5	18.0
Upholstered Seat - 3 Seats	2.0	3.5	4.5	6.0	7.5	8.5	10.0	11.5	12.5	14.5	16.0	17.0	19.0	20.5	21.5	23.0	24.5	25.5	27.5	29.0

### Patterned COM Additional Yardage Guide

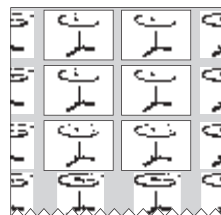
Use the guide below to aid in ordering the appropriate COM fabric when needing to match a pattern with a repeat. To use this guide, add the vertical and horizontal repeats together (e.g. a 5" vertical repeat plus an 11" horizontal repeat gives a 16" total). Then find the appropriate entry on the chart, and increase the yardage estimate by the percentage indicated.

For example: The yardage estimate is 8 yards of 54" wide fabric and the pattern has a repeat of 11" horizontal and 5" vertical. Add up the repeats (11" + 5" = 16") and find the appropriate entry - 15% in this example. Fifteen percent more fabric is required to match the pattern. 8 yards plus an extra 15% is 9.2 yards.

Fabric Width	Plain Fabric	3" - 14" Repeat	15" - 19" Repeat	20" - 27" Repeat	28" - 36" Repeat	37" - 45" Repeat	46" - 54" Repeat
54"	0%	10%	15%	20%	25%	30%	35%
50" - 52"	10%	20%	25%	30%	35%	40%	45%

### Decorative Patterns

Yardage requirements are greatly affected by the size of the repeat and the print or pattern of the material. Versteel cuts all seating patterns with aesthetic concerns in mind for high quality and consistency. Refer to the COM listing for the yardage required for pattern repeat.



To Order, Specify...

- 1 Model Number
- 2 Wood Finish
- 3 Frame Color
- 4 Upholstery Selection

model number	finish selections			additional options
<u>MKL-67S24</u>	/	<u>MCL2</u> / <u>PCRY</u>	<u>      </u>	<u>      </u>
model number		wood finish	frame color	upholstery selection
				additional options

A **MKL-67S24** is a The Maker Project series utility stool with a static seat, 24" seat height.

The codes **MCL2** / **PCRY** specify a Clear Matte wood finish with a Crystal frame color.

Model Number **MKL-67S24**



Orders may be sent via

Mailing Address

Versteel  
2332 Cathy Lane  
Jasper IN 47546

Contact Versteel

Email contact@versteel.com  
Phone 800 876 2120  
812 634 2120  
Fax 812 482 9318

### Finish + Sheen

Stools, Chairs and Benches can be specified in either a Clear Matte (MCL2) or Clear Gloss (MCL3) finish.

Alternate wood finishes are available. An upcharge will apply when an alternate wood finish is specified, please reference individual pricing pages.

### Alternate Wood Finishes\*

Beach. . . . .	.WBEA
Blossom Cherry . . . . .	.WBLC
Brighton Walnut . . . . .	.WBRW
Caramel Maple . . . . .	.WCMM
Chestnut. . . . .	.WCHE
Cordovan Cherry . . . . .	.WCNC
Drift . . . . .	.WDRI
Espresso Walnut. . . . .	.WESW
Fawn . . . . .	.WFAW
Fog . . . . .	.WFOG
Forest. . . . .	.WFOR
Golden Cherry . . . . .	.WGNC
Java Cherry. . . . .	.WJAC
Millwork Cherry. . . . .	.WMWC
Pebble . . . . .	.WPEB
Seaside . . . . .	.WSEA
Solar Maple. . . . .	.WSLM
Sugar Maple . . . . .	.WSUM
Terra Cotta . . . . .	.WTEC
Whisper . . . . .	.WWHI
Stain Finish Match. . . . .	.OSM

\*Finishes will vary from standard Versteel product when applied to Butcher Block or Birch.

### Metal Processing

Studio Steel® is Versteel's "urban fabrication" process which leaves the telltale signs of welding and assembly on the surface, highlighting a manufacturing aesthetic. Choosing a clear or transparent powder coat is recommended, allowing tonal striations (created as a result of extreme heat), natural textures, and the inherent qualities of raw steel to show through.

### Powder Coat Finishes

All powder coat finishes in the Versteel offering have been formulated with the use of epoxy, polyester or epoxy and polyester blends to maximize the finish durability.

Powder Coat - Standard . . . . .	.n/c
Powder Coat - Premium. . . . .	\$165 per chair

### The Maker Project Powder Coat Colors

Alloy. . . . .	.PALY	Mint . . . . .	.PMNT
Amethyst . . . . .	.PAME	Navy . . . . .	.PNAV
Anthracite. . . . .	.PANT	Nimbus. . . . .	.PNIM
Black Anodized. . . . .	.PBLA	Nutmeg . . . . .	.PNUT
Bronze . . . . .	.PBRO	⬢ Pacific . . . . .	.PPAC
Calypso . . . . .	.PCAL	Pearl . . . . .	.PPEA
Carbon. . . . .	.PCAR	Pebble . . . . .	.PPEB
Champagne . . . . .	.PCHA	⬢ Platinum . . . . .	.PPLA
Coconut . . . . .	.PCOC	Poppy. . . . .	.PPOP
⬢ Copper. . . . .	.PCOP	⬢ Raven. . . . .	.PRAV
Crimson . . . . .	.PCRI	Royal . . . . .	.PROY
⬢ Crystal . . . . .	.PCRY	Seaside . . . . .	.PSEA
Daffodil. . . . .	.PDAF	Shipyard . . . . .	.PSHI
Ebony. . . . .	.PEBO	Silver . . . . .	.PSIL
Forest. . . . .	.PFOR	Snow . . . . .	.PSNO
Fossil . . . . .	.PFOS	Stone . . . . .	.PSTO
⬢ Garnet . . . . .	.PGAR	Storm. . . . .	.PSTM
⬢ Gold. . . . .	.PGOL	Terra Cotta . . . . .	.PTEC
Graphite . . . . .	.PGRA	Whisper . . . . .	.PWHI
⬢ Hope . . . . .	.PHOP	White Linen . . . . .	.PWHL
Kelly Green . . . . .	.PKEG	Powder Coat Alternative . . . . .	.OPA
⬢ Matte . . . . .	.PMAT		
Mica. . . . .	.PMIC		

### Transparent Powder Coats (indicated by ⬢)

Please note that the transparent characteristics of these powders allow all natural welds and textures inherent to raw steel to be visible.

### Premium Powder Coats (indicated by ⬢)

Versteel's premium process uses specially formulated powder coats for a truly unique color palette.

### Finish Reference & Samples

For finish color reference, please refer to our website. Contact Versteel Customer Service to receive actual color samples for color matches and final color approval.

**Powder Coat Alternative****Call for quotation**

Specify code **OPA** (*Powder Coat Alternative*), add cost from Versteel quotation

Powder Coat Alternative is available from Versteel. The entire RAL color reference along with hundreds of other color and finishes are available.

For Powder Coat Alternative matching, you must supply a color reference sample, or an RAL number. Versteel will review the sample for possible existing colors available and send a sample for customer approval. If no color match exists a custom match can be developed. Call Versteel Customer Service for associated upcharges on custom color development.

**NOTE** CUSTOM COLOR MATCHING APPROVALS MAY AFFECT STANDARD PRODUCTION SCHEDULES

**Stain Finish Match****\$996 / one time charge per finish, per order**

Specify code **OSM** (*Stain Finish Match*), add \$996.00 list per finish, per order

Alternative Stain Finishes are available. For Stain Finish Matching you must supply two 4" x 4" finish color and grain reference samples. An expertly finish matched sample will be provided for customer approval.

**NOTE** CUSTOM COLOR MATCHING APPROVALS MAY AFFECT STANDARD PRODUCTION SCHEDULES












Questions?

800 876 2120

Quickship Program Product




Finish Options

	Code	Price
Powder Coat - Standard .....		n/c
Powder Coat - Premium.....	\$	165
Clear Matte or Clear Gloss Wood Finish - Standard.....		n/c
Alternate Wood Finish .....	\$	77

Style	Description	Model #	Product Wt	Price	<div>The Maker Project</div> 
Stool (Static Seat)					
18" Seat Height			≡0\$		
	Seat - Wood	MKL-67S18	21	515	
24" Seat Height			≡0\$		
	Seat - Wood	MKL-67S24	25	533	
29" Seat Height			≡0\$		
	Seat - Wood	MKL-67S29	26	537	
Stool (Adjustable/ Swivel Seat)					
18" Seat Height			≡0\$		
	Seat - Wood	MKL-67AS18	25	702	
24" Seat Height			≡0\$		
	Seat - Wood	MKL-67AS24	29	719	
29" Seat Height			≡0\$		
	Seat - Wood	MKL-67AS29	30	725	

Finish Options	Code	Price
Powder Coat - Standard .....		n/c
Powder Coat - Premium.....		\$ 165
Clear Matte or Clear Gloss Wood Finish - Standard.....		n/c
Alternate Wood Finish.....		\$ 175

Questions?  
800 876 2120



Style	Description	Model #	Product Wt	Price	The Maker Project
Chair					
18" Seat Height					
	Sled Base Without Arms Seat - Wood Back - Wood	MKS-07	21	858	
Stool					
24" Seat Height					
	Sled Base Without Arms Seat - Wood Back - Wood	MKS-07S24	23	902	
29" Seat Height					
	Sled Base Without Arms Seat - Wood Back - Wood	MKS-07S29	25	918	



Questions?

800 876 2120

Finish Options	Code	Price
Powder Coat - Standard .....		n/c
Powder Coat - Premium.....		\$ 165
Clear Matte or Clear Gloss Wood Finish - Standard.....		n/c
Alternate Wood Finish .....		\$ 369

				material > grade >					
Style	Description	Model #	Wt	Butcher Block	Fabric Grade 2 or COM	Fabric Grade 3	Fabric Grade 4	Fabric Grade 5	Fabric Grade 6
Maker Bench									
20 x 48	 Seat - Wood	MKL2048-67	106	2829					
20 x 60									
20 x 72									
Maker Bench Cushion (Only)									
18 x 20	 Qty of 1	AMKC1820	5		167	221	275	329	384

Bench To Order, Specify...

- 1 Model Number
- 2 Wood Finish
- 3 Frame Color



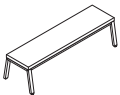
Cushion To Order, Specify...

- 1 Model Number
- 2 Upholstery Selection

Finish Options	Code	Price
Powder Coat - Standard .....		n/c
Powder Coat - Premium .....		\$ 165
Clear Matte or Clear Gloss Wood Finish - Standard .....		n/c
Alternate Wood Finish .....		\$ 369

Questions?

800 876 2120

				material > grade >	Butcher Block	Fabric Grade 2 or COM	Fabric Grade 3	Fabric Grade 4	Fabric Grade 5	Fabric Grade 6
Style	Description	Model #	Wt							
<b>Maker A Bench</b>										
1 Seat										
	Seat - Wood	<b>MKA1618-67</b>	52		2233					
	Seat - Upholstered	<b>MKA1618-61</b>	44			2259	2352	2446	2540	2636
2 Seats										
	Seat - Wood	<b>MKA1640-67</b>	81		2800					
	Seat - Upholstered	<b>MKA1640-61</b>	64			2557	2745	2932	3119	3310
3 Seats										
	Seat - Wood	<b>MKA1663-67</b>	112		3343					
	Seat - Upholstered	<b>MKA1663-61</b>	85			2870	3153	3434	3716	3998

To Order, Specify...

- 1 Model Number
- 2 Frame Finish
- 3 Wood Finish or Upholstery Selection

**Specifications**

4-leg base, armless with a quarter cut ash formed plywood shell. Available with a wood seat and back or with an upholstered seat pad.

**Features**

Thea chairs feature a keyhole back, waterfall seat and elliptical legs with round polycarbonate glides.

**Shipping Schedule**

All Seating

4-5 WEEKS

Contact Versteel Customer Service for special lead time requests.

**NOTE** CHAIR ORDERS WITH COM UPHOLSTERY WILL BE SCHEDULED UPON RECEIPT OF COM UPHOLSTERY YARDAGE

**BIFMA**

All Versteel products are constructed to pass the relevant ANSI/BIFMA standards. For more detailed specifications by series and base style, contact Versteel Customer Service at 800.876.2120.

Additional information regarding warranty, terms and conditions, shipping, care and maintenance, etc. can be found in the All Seating price list.



**Standard Versteel Upholstery**

Standard Versteel Upholstery offers a range of materials, from fabrics in a variety of colors and textures to vinyls for soil resistance. Please refer to Versteel's fabric cards or the "Materials + Finishes" section of our website for information.

**Grade-In Upholstery**

Versteel has coordinated with upholstery manufacturers to simplify your order process. Many of the manufacturers' offerings have been pre-approved for application on Versteel Seating.

Contact Versteel Customer Service with your selected fabric choice to be graded in. You will be supplied with the appropriate grade-in designator. On your purchase order, complete the information with the pattern name, color description and grade-in designator, and Versteel will take it from there.

**Customer's Own Material**

Customer's Own Materials (COM's) are not an issue on Thea. Many COM's are pre-approved for application on Versteel Seating. Call Versteel Customer Service with your COM selection to determine if it has been pre-approved. If your selection has not been pre-approved, reference the "Receiving COM Approval" section below.

**Receiving COM Approval**

Not all materials are suitable for upholstery on Thea. A 12" x 12" memo sample must be supplied for approval before a COM material is accepted for an order. If the material is directional in pattern or weave, the pattern repeat (in inches) in both directions or the weave direction must be supplied.

**Excess COM**

Versteel will not store excess COM for more than 30 days after the order has been completed. If excess material is to be returned after order completion, send the request to Versteel Customer Service prior to acknowledged ship date. It is the customer's responsibility to arrange for the return of the material "freight collect."

**COM Requiring Application Test**

If an application test is required for your selected COM, send test sample material along with the following.

1. Name and return address
2. Model selected
3. Sketch showing special requirements for the positioning of the materials' pattern on the seat and ledge, if special considerations are required.

**NOTE** ALL UPHOLSTERIES ARE CUT UP THE ROLL TO MAXIMIZE YIELD AND WEAR PERFORMANCE

**Ship COM to:**

Versteel  
2332 Cathy Lane  
Jasper, IN 47546

COM must be shipped to the factory with transportation costs "prepaid." If material is considered defective or unusable, it will be returned "transportation collect."

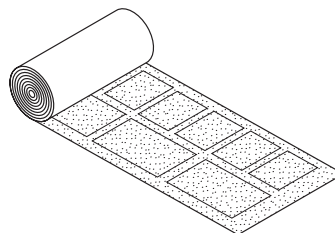
For standard lead time orders, tag fabric with purchase order number and identify with project number if possible.

**Application of Directional Fabrics**

Due to the upholstering process, some fabrics not considered directional by the supplier may be considered directional by Versteel.

All COM's are cut "up the roll" unless otherwise directed by the customer (see illustration below).

**EXAMPLE** PATTERN CUT UP THE ROLL



If special cutting or upholstery application is required, you must indicate requirement at time of order entry.

#### Thea COM Yardage Requirements

COM yardage requirements are calculated for chairs and stools based on a material width of 54" and a repeat of 2" or less. For material less than 54" wide, contact Versteel for yardage requirements. Use the chart below as a guide to calculate your COM yardage. For quantities greater than 20 chairs, contact Versteel Customer Service for calculation of COM yardage by model.

Quantity of Chairs	1	2	3	4	5	6	7	8	9	10	11	12	13	14	15	16	17	18	19	20
<b>Thea</b>																				
Upholstered Seat Only	1.0	1.5	1.5	2.0	2.5	2.5	3.5	3.5	4.0	4.0	4.5	4.5	5.0	5.5	5.5	6.0	6.5	6.5	7.0	7.5

#### Patterned COM Additional Yardage Guide

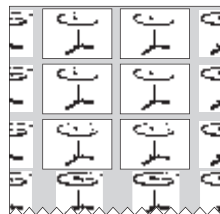
Use the guide below to aid in ordering the appropriate COM fabric when needing to match a pattern with a repeat. To use this guide, add the vertical and horizontal repeats together (e.g. a 5" vertical repeat plus an 11" horizontal repeat gives a 16" total). Then find the appropriate entry on the chart, and increase the yardage estimate by the percentage indicated.

For example: The yardage estimate is 8 yards of 54" wide fabric and the pattern has a repeat of 11" horizontal and 5" vertical. Add up the repeats (11" + 5" = 16") and find the appropriate entry - 15% in this example. Fifteen percent more fabric is required to match the pattern. 8 yards plus an extra 15% is 9.2 yards.

Fabric Width	Plain Fabric	3" - 14" Repeat	15" - 19" Repeat	20" - 27" Repeat	28" - 36" Repeat	37" - 45" Repeat	46" - 54" Repeat
54"	0%	10%	15%	20%	25%	30%	35%
50" - 52"	10%	20%	25%	30%	35%	40%	45%

#### Decorative Patterns

Yardage requirements are greatly affected by the size of the repeat and the print or pattern of the material. Versteel cuts all seating patterns with aesthetic concerns in mind for high quality and consistency. Refer to the COM listing for the yardage required for pattern repeat.



To Order, Specify...

- 1 Model Number
- 2 Frame Color
- 3 Wood Finish
- 4 Upholstery Selection



A **THPYL-07** is a Thea series, armless 4-leg chair with wood seat and back.

The codes **ECHR** / **WDRI** specify a Chrome frame and Drift wood finish.

Model Number **THPYL-07**



Orders may be sent via

Mailing Address

Versteel  
2332 Cathy Lane  
Jasper IN 47546

Contact Versteel

Email	contact@versteel.com
Phone	800 876 2120 812 634 2120
Fax	812 482 9318

### Powder Coat Finishes

All powder coat finishes in the Versteel offering have been formulated with the use of epoxy, polyester or epoxy and polyester blends to maximize the finish durability.

Powder Coat - Standard . . . . .n/c  
Powder Coat - Premium. . . . . \$165 per chair

### Thea Powder Coat Colors

Alloy. . . . .	PALY	Mint . . . . .	PMNT
Amethyst . . . . .	PAME	Navy . . . . .	PNAV
Anthracite. . . . .	PANT	Nimbus. . . . .	PNIM
Black Anodized. . . . .	PBLA	Nutmeg . . . . .	PNUT
Bronze . . . . .	PBRO	◆ Pacific . . . . .	PPAC
Calypso . . . . .	PCAL	Pearl . . . . .	PPEA
Carbon. . . . .	PCAR	Pebble . . . . .	PPEB
Champagne . . . . .	PCHA	◆ Platinum. . . . .	PPLA
Coconut . . . . .	PCOC	Poppy. . . . .	PPOP
◆ Copper. . . . .	PCOP	◆ Raven. . . . .	PRAV
Crimson . . . . .	PCRI	Royal . . . . .	PROY
◆ Crystal . . . . .	PCRY	Seaside . . . . .	PSEA
Daffodil. . . . .	PDAF	Shipyard. . . . .	PSHI
Ebony. . . . .	PEBO	Silver . . . . .	PSIL
Forest. . . . .	PFOR	Snow . . . . .	PSNO
Fossil . . . . .	PFOS	Stone . . . . .	PSTO
◆ Garnet . . . . .	PGAR	Storm. . . . .	PSTM
◆ Gold. . . . .	PGOL	Terra Cotta . . . . .	PTEC
Graphite . . . . .	PGRA	Whisper . . . . .	PWHI
◆ Hope . . . . .	PHOP	White Linen . . . . .	PWHL
Kelly Green . . . . .	PKEG	Powder Coat Alternative .	OPA
◆ Matte . . . . .	PMAT		
Mica. . . . .	PMIC		

### Transparent Powder Coats (indicated by ◆)

Please note that the transparent characteristics of these powders allow all natural welds and textures inherent to raw steel to be visible.

### Premium Powder Coats (indicated by ●)

Versteel's premium process uses specially formulated powder coats for a truly unique color palette.

### Plated

Versteel offers two plated options: Chrome and Nickel. Chrome is our most durable finish available and is a deep luster chrome plated finish. Nickel is a plated finish with a clear coat applied for durability. An upcharge applies for plated finishes. See product pricing pages for upcharge.

Chrome . . . . . ECHR  
Nickel . . . . . ENKL

### Thea Seats & Backs

Seat and back are a molded multi-ply maple core with quarter-cut reconstituted Ash veneer.

### Wood Finish

Versteel uses a post-catalyst varnish NDF topcoat that meets AWI (Architectural Woodwork Institute) TR6 performance standards.

### Thea Wood Finishes

Beach. . . . .	WBEA	Golden Cherry . . . . .	WGNC
Blossom Cherry . . . . .	WBLC	Java Cherry. . . . .	WJAC
Brighton Walnut . . . . .	WBRW	Millwork Cherry. . . . .	WMWC
Caramel Maple . . . . .	WCMM	Pebble . . . . .	WPEB
Chestnut. . . . .	WCHE	Seaside . . . . .	WSEA
Cordovan Cherry . . . . .	WCNC	Solar Maple. . . . .	WSLM
Drift . . . . .	WDRI	Sugar Maple . . . . .	WSUM
Espresso Walnut. . . . .	WESW	Terra Cotta . . . . .	WTEC
Fawn . . . . .	WFAW	Whisper . . . . .	WWHI
Fog . . . . .	WFOG	Stain Finish Match. . . . .	OSM
Forest. . . . .	WFOR		

### Finish Reference & Samples

For finish color reference, please refer to our website. Contact Versteel Customer Service to receive actual color samples for color matches and final color approval.

**Powder Coat Alternative****Call for quotation**

Specify code **OPA** (*Powder Coat Alternative*), add cost from Versteel quotation

Powder Coat Alternative is available from Versteel. The entire RAL color reference along with hundreds of other color and finishes are available.

For Powder Coat Alternative matching, you must supply a color reference sample, or an RAL number. Versteel will review the sample for possible existing colors available and send a sample for customer approval. If no color match exists a custom match can be developed. Call Versteel Customer Service for associated upcharges on custom color development.

**NOTE** CUSTOM COLOR MATCHING APPROVALS MAY AFFECT STANDARD PRODUCTION SCHEDULES

**Stain Finish Match****\$996 / one time charge per finish, per order**

Specify code **OSM** (*Stain Finish Match*), add \$996.00 list per finish, per order

Alternative Stain Finishes are available. For Stain Finish Matching you must supply two 4" x 4" finish color and grain reference samples. An expertly finish matched sample will be provided for customer approval.

**NOTE** CUSTOM COLOR MATCHING APPROVALS MAY AFFECT STANDARD PRODUCTION SCHEDULES





Thea  
4-Leg Base  
Armless

VERSTEEL

Questions?

800 876 2120

				material > grade >	Fabric Grade 2 or COM	Fabric Grade 3	Fabric Grade 4	Fabric Grade 5	Fabric Grade 6	Wood
Style	Description	Model #	Product Wt							
	4-Leg Base Without Arms Seat - Wood Back - Wood 	THPYL-07	17							917
	4-Leg Base Without Arms Seat - Upholstered Back - Wood 	THPYL-04	19	1155	1162	1170	1180	1187		

COM Yardage  
Refer to page 461.

To Order, Specify...

- 1 Model Number
- 2 Frame Color
- 3 Wood Finish
- 4 Upholstery Selection

Questions?  
800 876 2120

Finish Options	Price
Chrome .....	\$ 165
Nickel .....	\$ 223
Powder Coat - Standard .....	n/c
Powder Coat - Premium .....	\$ 165

Custom Charges	
Powder Coat Alternative (per color) .....	OPA call
Stain Finish Match (per finish) .....	OSM \$ 996



Troupe seating was designed to be used with Troupe Gathering or Troupe Inline tables, however its design allows it to be paired with many Versteel table series.

**Construction**

Seats are 14" in diameter with a 1" thick Birch plywood Matte or Clear Gloss finish. Alternate Wood Finishes are available with an upcharge. Stools and benches have threaded glides with a nylon base. Stools are available in 18", 24" and 30" heights. The bench, available in 48", 60" and 72" lengths, has a seat height of 18".

**Shipping Schedule**

Stools	4 WEEKS
Benches	4 WEEKS
Quickship Products	10 WORKING DAYS

Contact Versteel Customer Service for special lead time requests.

**NOTE** ORDERS WITH COM UPHOLSTERY WILL BE SCHEDULED UPON RECEIPT OF COM UPHOLSTERY YARDAGE

**BIFMA**

All Versteel products are constructed to pass the relevant ANSI/BIFMA standards. For more detailed specifications by series and base style, contact Versteel Customer Service at 800.876.2120.

Additional information regarding warranty, terms and conditions, shipping, care and maintenance, etc. can be found in the All Seating price list.

**Quickship Program**

Available for select products in the Troupe series, see pricing pages.

The Versteel Quickship Program consists of up to 50 tables, 25 tables with modesty panels or 100 chairs in 10 working days from time of order (received by 12pm EST). Orders must be accompanied by final material and finish specifications for order entry. They must be clearly marked "Quickship" and consist of products from the program. Quickship orders cannot be changed or cancelled, and credit approval must be acquired within 24 hours.

For additional information see Versteel.com.

**Standard Versteel Upholstery**

Standard Versteel Upholstery offers a range of materials, from fabrics in a variety of colors and textures to vinyls for soil resistance. Please refer to Versteel's fabric cards, upholstery options pages in the All Seating price list, or the "Materials and Finishes" section of our website for information.

**Grade-In Upholstery**

Versteel has coordinated with upholstery manufacturers to simplify your order process. Many of the manufacturers' offerings have been pre-approved for application on Versteel Seating.

Contact Versteel Customer Service with your selected fabric choice to be graded in. You will be supplied with the appropriate grade-in designator. On your purchase order, complete the information with the pattern name, color description and grade-in designator, and Versteel will take it from there.

**Customer's Own Material**

Customer's Own Materials (COM's) are not an issue on Troupe. Many COM's are pre-approved for application on Versteel Seating. Call Versteel Customer Service with your COM selection to determine if it has been pre-approved. If your selection has not been pre-approved, reference the "Receiving COM Approval" section below.

**Receiving COM Approval**

Not all materials are suitable for upholstery on Troupe. A 12" x 12" memo sample must be supplied for approval before a COM material is accepted for an order. If the material is directional in pattern or weave, the pattern repeat (in inches) in both directions or the weave direction must be supplied.

**Excess COM**

Versteel will not store excess COM for more than 30 days after the order has been completed. If excess material is to be returned after order completion, send the request to Versteel Customer Service prior to acknowledged ship date. It is the customer's responsibility to arrange for the return of the material "freight collect."

**COM Requiring Application Test**

If an application test is required for your selected COM, send test sample material along with the following.

1. Name and return address
2. Model selected
3. Sketch showing special requirements for the positioning of the materials' pattern on the seat and ledge, if special considerations are required.

**NOTE** ALL UPHOLSTERIES ARE CUT UP THE ROLL TO MAXIMIZE YIELD AND WEAR PERFORMANCE

**Ship COM to:**

Versteel  
2332 Cathy Lane  
Jasper, IN 47546

COM must be shipped to the factory with transportation costs "prepaid." If material is considered defective or unusable, it will be returned "transportation collect."

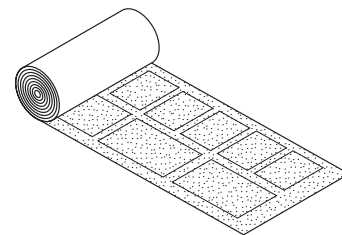
For standard lead time orders, tag fabric with purchase order number and identify with project number if possible.

**Application of Directional Fabrics**

Due to the upholstering process, some fabrics not considered directional by the supplier may be considered directional by Versteel.

All COM's are cut "up the roll" unless otherwise directed by the customer (see illustration below).

**EXAMPLE** PATTERN CUT UP THE ROLL



If special cutting or upholstery application is required, you must indicate requirement at time of order entry.

Troupe COM Yardage Requirements

COM yardage requirements are calculated for chairs and stools based on a material width of 54" and a repeat of 2" or less. For material less than 54" wide, contact Versteel for yardage requirements. Use the chart below as a guide to calculate your COM yardage. For quantities greater than 20 chairs or stools, contact Versteel Customer Service for calculation of COM yardage by model.

Quantity	1	2	3	4	5	6	7	8	9	10	11	12	13	14	15	16	17	18	19	20
Stool	1.0	1.0	1.0	1.0	1.0	1.5	2.0	2.0	2.5	2.5	2.5	3.0	3.0	3.0	3.5	3.5	3.5	4.0	4.0	4.0
48" Bench	2.0	2.0	4.0	4.0	4.0	6.0	6.0	6.0	8.0	8.0	8.0	10.0	10.0	10.0	12.0	12.0	12.0	14.0	14.0	14.0
60" Bench	2.0	2.0	4.0	4.0	4.0	6.0	6.0	6.0	8.0	8.0	8.0	10.0	10.0	10.0	12.0	12.0	12.0	14.0	14.0	14.0
72" Bench	2.5	2.5	5.0	5.0	5.0	7.5	7.5	7.5	10.0	10.0	10.0	12.5	12.5	12.5	15.0	15.0	15.0	17.5	17.5	17.5

**Patterned COM Additional Yardage Guide**

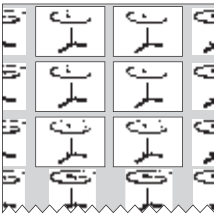
Use the guide below to aid in ordering the appropriate COM fabric when needing to match a pattern with a repeat. To use this guide, add the vertical and horizontal repeats together (e.g. a 5" vertical repeat plus an 11" horizontal repeat gives a 16" total). Then find the appropriate entry on the chart, and increase the yardage estimate by the percentage indicated.

For example: The yardage estimate is 8 yards of 54" wide fabric and the pattern has a repeat of 11" horizontal and 5" vertical. Add up the repeats (11" + 5" = 16") and find the appropriate entry - 15% in this example. Fifteen percent more fabric is required to match the pattern. 8 yards plus an extra 15% is 9.2 yards.

Fabric Width	Plain Fabric	3" - 14" Repeat	15" - 19" Repeat	20" - 27" Repeat	28" - 36" Repeat	37" - 45" Repeat	46" - 54" Repeat
54"	0%	10%	15%	20%	25%	30%	35%
50" - 52"	10%	20%	25%	30%	35%	40%	45%

**Decorative Patterns**

Yardage requirements are greatly affected by the size of the repeat and the print or pattern of the material. Versteel cuts all seating patterns with aesthetic concerns in mind for high quality and consistency. Refer to the COM listing for the yardage required for pattern repeat.



To Order, Specify...

- 1 Model Number
- 2 Wood Finish
- 3 Frame Color
- 4 Upholstery Selection



A **TPL-67S30** is a Troupe series stool, 30" tall with a wood seat.

The codes **MCL2** / **PPOP** specify a Clear Matte finish with a Poppy frame.

Model Number **TPL-67S30**



Orders may be sent via

Mailing Address

Versteel  
2332 Cathy Lane  
Jasper IN 47546

Contact Versteel

Email	contact@versteel.com
Phone	800 876 2120 812 634 2120
Fax	812 482 9318

### Finish + Sheen

Stools and Benches can be specified in either a Clear Matte (MCL2) or Clear Gloss (MCL3) finish.

Alternate wood finishes are available. An upcharge of \$77 list for stools and \$369 list for benches will apply when an alternate wood finish is specified.

### Alternate Wood Finishes\*

Beach. . . . .	WBEA
Blossom Cherry . . . . .	WBLC
Brighton Walnut . . . . .	WBRW
Caramel Maple . . . . .	WCMM
Chestnut. . . . .	WCHE
Cordovan Cherry . . . . .	WCNC
Drift . . . . .	WDRI
Espresso Walnut. . . . .	WESW
Fawn . . . . .	WFAW
Fog . . . . .	WFOG
Forest. . . . .	WFOR
Golden Cherry . . . . .	WGNC
Java Cherry. . . . .	WJAC
Millwork Cherry. . . . .	WMWC
Pebble . . . . .	WPEB
Seaside . . . . .	WSEA
Solar Maple. . . . .	WSLM
Sugar Maple . . . . .	WSUM
Terra Cotta . . . . .	WTEC
Whisper . . . . .	WWHI
Stain Finish Match. . . . .	OSM

\*Finishes will vary from standard Versteel product when applied to birch plywood seats.

### Powder Coat Finishes

All powder coat finishes in the Versteel offering have been formulated with the use of epoxy, polyester or epoxy and polyester blends to maximize the finish durability.

Powder Coat - Standard . . . . .	.n/c
Powder Coat - Premium. . . . .	\$165 per chair

### Powder Coat Colors

Alloy. . . . .	PALY	Navy . . . . .	PNAY
Amethyst . . . . .	PAME	Nimbus. . . . .	PNIM
Anthracite. . . . .	PANT	Nutmeg . . . . .	PNUT
Black Anodized. . . . .	PBLA	Pearl . . . . .	PPEA
Bronze . . . . .	PBRO	Pebble . . . . .	PPEB
Calypso . . . . .	PCAL	Platinum . . . . .	PPLA
Carbon. . . . .	PCAR	Poppy. . . . .	PPOP
Champagne . . . . .	PCHA	Royal . . . . .	PROY
Coconut . . . . .	PCOC	Seaside . . . . .	PSEA
Crimson . . . . .	PCRI	Shipyard . . . . .	PSHI
Daffodil. . . . .	PDAF	Silver . . . . .	PSIL
Ebony. . . . .	PEBO	Snow . . . . .	PSNO
Forest. . . . .	PFOR	Stone . . . . .	PSTO
Fossil . . . . .	PFOS	Storm. . . . .	PSTM
Graphite . . . . .	PGRA	Terra Cotta . . . . .	PTEC
Hope . . . . .	PHOP	Whisper . . . . .	PWHI
Kelly Green . . . . .	PKEG	White Linen . . . . .	PWHL
Mica. . . . .	PMIC	Powder Coat Alternative . . . . .	OPA
Mint . . . . .	PMNT		

### Premium Powder Coats (indicated by P)

Versteel's premium process uses specially formulated powder coats for a truly unique color palette.

### Finish Reference & Samples

For finish color reference, please refer to our website. Contact Versteel Customer Service to receive actual color samples for color matches and final color approval.

**Powder Coat Alternative****Call for quotation**

Specify code **OPA** (*Powder Coat Alternative*), add cost from Versteel quotation

Powder Coat Alternative is available from Versteel. The entire RAL color reference along with hundreds of other color and finishes are available.

For Powder Coat Alternative matching, you must supply a color reference sample, or an RAL number. Versteel will review the sample for possible existing colors available and send a sample for customer approval. If no color match exists a custom match can be developed. Call Versteel Customer Service for associated upcharges on custom color development.

**NOTE** CUSTOM COLOR MATCHING APPROVALS MAY AFFECT STANDARD PRODUCTION SCHEDULES

**Stain Finish Match****\$996 / one time charge per finish, per order**

Specify code **OSM** (*Stain Finish Match*), add \$996.00 list per finish, per order

For Stain Finish Matching you must supply two 4" x 4" finish color and grain reference samples. An expertly finish matched sample will be provided for customer approval.

**NOTE** CUSTOM COLOR MATCHING APPROVALS MAY AFFECT STANDARD PRODUCTION SCHEDULES








Questions?

800 876 2120

Quickship Program Product

Finish Options	Code	Price
Powder Coat - Standard .....		n/c
Powder Coat - Premium.....	\$	165
Clear Matte or Gloss Wood Finish - Standard.....		n/c
Alternate Wood Finish .....	\$	77

				material > grade >	Wood	Fabric Grade 2 or COM	Fabric Grade 3	Fabric Grade 4	Fabric Grade 5	Fabric Grade 6
Style	Description	Model #	Wt							
Stool										
18" Seat Height										
	Seat - Wood	TPL-67S18	QS	14	424					
	Seat - Upholstered Pad	TPL-61S18	QS	14		694	760	826	892	959
24" Seat Height										
	Seat - Wood	TPL-67S24	QS	17	560					
	Seat - Upholstered Pad	TPL-61S24	QS	17		847	913	980	1046	1112
30" Seat Height										
	Seat - Wood	TPL-67S30	QS	19	592					
	Seat - Upholstered Pad	TPL-61S30	QS	20		882	949	1015	1081	1147




To Order, Specify...

- 1 Model Number
- 2 Wood Finish
- 3 Frame Color
- 4 Upholstery Selection



Finish Options	Code	Price
Powder Coat - Standard .....		n/c
Powder Coat - Premium .....		\$ 165
Clear Matte or Clear Gloss Wood Finish - Standard .....		n/c
Alternate Wood Finish .....		\$ 369

Questions?  
800 876 2120

				material > grade >	Wood	Fabric Grade 2 or COM	Fabric Grade 3	Fabric Grade 4	Fabric Grade 5	Fabric Grade 6
Style	Description	Model #	Wt							
<b>Troupe Bench</b>										
48" Bench										
	Seat - Wood	<b>TPL1648-67</b>	34		1242					
	Seat - Upholstered Pad	<b>TPL1648-61</b>	36			1528	1597	1666	1735	1804
60" Bench										
	Seat - Wood	<b>TPL1660-67</b>	40		1376					
	Seat - Upholstered Pad	<b>TPL1660-61</b>	43			1694	1762	1831	1897	1969
72" Bench										
	Seat - Wood	<b>TPL1672-67</b>	46		1488					
	Seat - Upholstered Pad	<b>TPL1672-61</b>	49			1830	1898	1967	2037	2105

**Specifications**

Zayn 4-leg guest chairs, lounge chairs and stools are constructed from a steel tube frame with a reconstituted Quarter-Cut Ash plywood shell and molded polyurethane foam. Guest and lounge chairs are available with or without arms. All stools are armless and are available in either 24" or 30" seat heights.

**Features**

Arms have solid lumber armcaps. Guest chairs and lounge chairs are standard with high density polyethylene glides or can be specified with casters. All stools have high density polyethylene glides. A back stitch detail can be specified, see the options page for more information.

**Shipping Schedule**

All Seating

6 - 8 WEEKS

Contact Versteel Customer Service for special lead time requests.

**NOTE** CHAIR ORDERS WITH COM UPHOLSTERY WILL BE SCHEDULED UPON RECEIPT OF COM UPHOLSTERY YARDAGE

**BIFMA**

All Versteel products are constructed to pass the relevant ANSI/BIFMA standards. For more detailed specifications by series and base style, contact Versteel Customer Service at 800.876.2120.

Additional information regarding warranty, terms and conditions, shipping, care and maintenance, etc. can be found in the All Seating price list.



**Standard Versteel Upholstery**

Standard Versteel Upholstery offers a range of materials, from fabrics in a variety of colors and textures to vinyls for soil resistance. Please refer to Versteel's fabric cards or the "Materials + Finishes" section of our website for information.

**Grade-In Upholstery**

Versteel has coordinated with upholstery manufacturers to simplify your order process. Many of the manufacturers' offerings have been pre-approved for application on Versteel Seating.

Contact Versteel Customer Service with your selected fabric choice to be graded in. You will be supplied with the appropriate grade-in designator. On your purchase order, complete the information with the pattern name, color description and grade-in designator, and Versteel will take it from there.

**Customer's Own Material**

Customer's Own Materials (COM's) are not an issue on Zayn. Many COM's are pre-approved for application on Versteel Seating. Call Versteel Customer Service with your COM selection to determine if it has been pre-approved. If your selection has not been pre-approved, reference the "Receiving COM Approval" section below.

**Receiving COM Approval**

Not all materials are suitable for upholstery on Zayn. A 12" x 12" memo sample must be supplied for approval before a COM material is accepted for an order. If the material is directional in pattern or weave, the pattern repeat (in inches) in both directions or the weave direction must be supplied.

**Excess COM**

Versteel will not store excess COM for more than 30 days after the order has been completed. If excess material is to be returned after order completion, send the request to Versteel Customer Service prior to acknowledged ship date. It is the customer's responsibility to arrange for the return of the material "freight collect."

**COM Requiring Application Test**

If an application test is required for your selected COM, send test sample material along with the following.

1. Name and return address
2. Model selected
3. Sketch showing special requirements for the positioning of the materials' pattern on the seat and ledge, if special considerations are required.

**NOTE** ALL UPHOLSTERIES ARE CUT UP THE ROLL TO MAXIMIZE YIELD AND WEAR PERFORMANCE

**Ship COM to:**

**Versteel**  
**2332 Cathy Lane**  
**Jasper, IN 47546**

COM must be shipped to the factory with transportation costs "prepaid." If material is considered defective or unusable, it will be returned "transportation collect."


For standard lead time orders, tag fabric with purchase order number and identify with project number if possible.

**Application of Directional Fabrics**

Due to the upholstering process, some fabrics not considered directional by the supplier may be considered directional by Versteel.

All COM's for Zayn are railroaded unless otherwise directed by the customer (see illustration below).

**EXAMPLE** PATTERN CUT RAILOADED



If special cutting or upholstery application is required, you must indicate requirement at time of order entry.

**Zayn COM Yardage Requirements**

COM yardage requirements are calculated for chairs and stools based on a material width of 54" and a repeat of 2" or less. For material less than 54" wide, contact Versteel for yardage requirements. Use the chart below as a guide to calculate your COM yardage. For quantities greater than 10, contact Versteel Customer Service for calculation of COM yardage by chair model.

Quantity of Units	1	2	3	4	5	6	7	8	9	10
<b>Chair &amp; Stool</b>										
Upholstered Seat & Back	2.0	3.0	3.5	4.5	5.5	6.5	7.0	9.5	10.0	11.5
<b>Lounge</b>										
Upholstered Seat & Back	2	4	4.5	5.5	7.5	8	8.5	11	12.5	13

**Patterned COM Additional Yardage Guide**

Use the guide below to aid in ordering the appropriate COM fabric when needing to match a pattern with a repeat. To use this guide, add the vertical and horizontal repeats together (e.g. a 5" vertical repeat plus an 11" horizontal repeat gives a 16" total). Then find the appropriate entry on the chart, and increase the yardage estimate by the percentage indicated.

For example: The yardage estimate is 8 yards of 54" wide fabric and the pattern has a repeat of 11" horizontal and 5" vertical. Add up the repeats ( $11" + 5" = 16"$ ) and find the appropriate entry - 15% in this example. Fifteen percent more fabric is required to match the pattern. 8 yards plus an extra 15% is 9.2 yards.

Fabric Width	Plain Fabric	3" - 14" Repeat	15" - 19" Repeat	20" - 27" Repeat	28" - 36" Repeat	37" - 45" Repeat	46" - 54" Repeat
54"	0%	10%	15%	20%	25%	30%	35%
50" - 52"	10%	20%	25%	30%	35%	40%	45%

**Decorative Patterns**

Yardage requirements are greatly affected by the size of the repeat and the print or pattern of the material. Versteel cuts all seating patterns with aesthetic concerns in mind for high quality and consistency. Refer to the COM listing for the yardage required for pattern repeat.

To Order, Specify...

- 1 Model Number
- 2 Shell Color
- 3 Frame Color
- 4 Upholstery Selection
- 5 Additional Options

model number	finish selections			additional options
<b>ZALGA-03</b> model number	<b>WPEB</b> shell color	<b>PPEB</b> frame color	<b>FSP Pewter</b> upholstery selection	<b>----</b> additional options

A **ZALGA-03** is a Zayn series, guest chair with a 4-leg base.

The codes **WPEB** / **PPEB** / **FSP Pewter** specify a Pebble shell and armcap color, Pebble frame color and Grade 3 Sport Pewter upholstery.

Model Number **ZALGA-03**



Orders may be sent via

Mailing Address

Versteel  
2332 Cathy Lane  
Jasper, IN 47546

Contact Versteel

Email contact@versteel.com  
Phone 800 876 2120  
812 634 2120  
Fax 812 482 9318

**Zayn Seat & Back Shells**

Zayn shells are molded multi-ply core with quarter-cut reconstituted Ash veneer. When a Natural Walnut stain is specified the shell will be quarter-cut European Walnut. An upcharge will apply, contact Customer Service.

**Wood Finish**

Versteel uses a post-catalyst varnish NDF topcoat that meets AWI (Architectural Woodwork Institute) TR6 performance standards.

**Standard Zayn Wood Finishes (Shell & Armcaps)**

Forest . . . . .	.WFOR	Terra Cotta . . . . .	.WTEC
Pebble . . . . .	.WPEB	Whisper . . . . .	.WWHI
Seaside . . . . .	.WSEA		

**Alternate Zayn Wood Finishes (Shell & Armcaps)**

Beach . . . . .	.WBEA	Fog . . . . .	.WFOG
Blossom Cherry . . . . .	.WBLC	Golden Cherry . . . . .	.WGNC
Brighton Walnut . . . . .	.WBRW	Java Cherry . . . . .	.WJAC
Caramel Maple . . . . .	.WCMM	Millwork Cherry . . . . .	.WMWC
Chestnut . . . . .	.WCHE	Natural Walnut . . . . .	.WENW
Cordovan Cherry . . . . .	.WCNC	(European Walnut)	
Drift . . . . .	.WDRI	Solar Maple . . . . .	.WSLM
Espresso Walnut . . . . .	.WESW	Sugar Maple . . . . .	.WSUM
Fawn . . . . .	.WFAW	Stain Finish Match . . . . .	.OSM

**NOTE** SHELLS ARE RECONSTITUTED QUARTER CUT ASH (SEE ABOVE) ALL FINISHES EXCEPT NATURAL WALNUT. WHEN NATURAL WALNUT IS SPECIFIED THE SHELLS ARE EUROPEAN WALNUT.

**Studio Steel®**

Versteel's "urban fabrication" process leaves the telltale signs of welding and assembly on the surface, highlighting a manufacturing aesthetic. Choosing a clear or transparent powder coat is recommended, allowing tonal striations (created as a result of extreme heat), natural textures, and the inherent qualities of raw steel to show through.

Studio Steel Process . . . . . \$165 per chair

**Powder Coat Finishes**

All powder coat finishes in the Versteel offering have been formulated with the use of epoxy, polyester or epoxy and polyester blends to maximize the finish durability.

Powder Coat - Standard . . . . . n/c  
Powder Coat - Premium . . . . . \$165 per chair

**Standard Zayn Powder Coat Colors**

Forest . . . . .	.PFOR	Terra Cotta . . . . .	.PTEC
Pebble . . . . .	.PPEB	Whisper . . . . .	.PWHI
Seaside . . . . .	.PSEA		

**Alternate Zayn Powder Coat Colors**

Alloy . . . . .	.PALY	Matte . . . . .	.PMAT
Amethyst . . . . .	.PAME	Mica . . . . .	.PMIC
Anthracite . . . . .	.PANT	Mint . . . . .	.PMNT
Black Anodized . . . . .	.PBLA	Navy . . . . .	.PNAV
Bronze . . . . .	.PBRO	Nimbus . . . . .	.PNIM
Calypso . . . . .	.PCAL	Nutmeg . . . . .	.PNUT
Carbon . . . . .	.PCAR	Pacific . . . . .	.PPAC
Champagne . . . . .	.PCHA	Pearl . . . . .	.PPEA
Coconut . . . . .	.PCOC	Platinum . . . . .	.PPLA
◆ Copper . . . . .	.PCOP	Poppy . . . . .	.PPOP
◆ Crimson . . . . .	.PCRI	◆ Raven . . . . .	.PRAV
◆ Crystal . . . . .	.PCRY	Royal . . . . .	.PROY
Daffodil . . . . .	.PDAF	Shipyard . . . . .	.PSHI
Ebony . . . . .	.PEBO	Silver . . . . .	.PSIL
Fossil . . . . .	.PFOS	Snow . . . . .	.PSNO
◆ Garnet . . . . .	.PGAR	Stone . . . . .	.PSTO
◆ Gold . . . . .	.PGOL	Storm . . . . .	.PSTM
Graphite . . . . .	.PGRA	White Linen . . . . .	.PWHL
◆ Hope . . . . .	.PHOP	Powder Coat Alternative . . . . .	.OPA
Kelly Green . . . . .	.PKEG		

**Transparent Powder Coats (indicated by ◆)**

Please note that the transparent characteristics of these powders allow all natural welds and textures inherent to raw steel to be visible.

**Premium Powder Coats (indicated by ●)**

Versteel's premium process uses specially formulated powder coats for a truly unique color palette.

**Finish Reference & Samples**

For finish color reference, please refer to our website. Contact Versteel Customer Service to receive actual color samples for color matches and final color approval.

**Powder Coat Alternative****Call for quotation**

Specify code **OPA** (*Powder Coat Alternative*), add cost from Versteel quotation

Powder Coat Alternative is available from Versteel. The entire RAL color reference along with hundreds of other color and finishes are available.

For Powder Coat Alternative matching, you must supply a color reference sample, or an RAL number. Versteel will review the sample for possible existing colors available and send a sample for customer approval. If no color match exists a custom match can be developed. Call Versteel Customer Service for associated upcharges on custom color development.

**NOTE** CUSTOM COLOR MATCHING APPROVALS MAY AFFECT STANDARD PRODUCTION SCHEDULES

**Stain Finish Match**

**\$996 / one time charge per finish, per order**

Specify code **OSM** (*Stain Finish Match*), add \$996.00 list per finish, per order

Alternative Stain Finishes are available. For Stain Finish Matching you must supply two 4" x 4" finish color and grain reference samples. An expertly finish matched sample will be provided for customer approval.

**NOTE** CUSTOM COLOR MATCHING APPROVALS MAY AFFECT STANDARD PRODUCTION SCHEDULES

**Back Stitch Detail****\$149 / Chair**

Specify code **SBSD01** (Back Stitch Detail), add  
\$149.00 list per chair



The upholstered back is available with an  
optional square pattern stitch detail.





Questions?

800 876 2120



				material › grade ›	Fabric Grade 2 or COM	Fabric Grade 3	Fabric Grade 4	Fabric Grade 5	Fabric Grade 6
Model #	Description	Dimensions	Product Wt						
<div>ZALG-01</div> <div></div>	4-Leg Base Without Arms Glides Wood Shell Seat - Upholstered Back - Upholstered	Overall Height: 30" Overall Width: 19 1/4" Overall Depth: 22 7/16" Seat Height: 17 3/4" Seat Width: 18 7/8" Seat Depth: 17 5/16"	19	1325	1488	1649	1812	1974	
<div>ZALGA-03</div> <div></div>	4-Leg Base With Arms Glides Wood Shell Seat - Upholstered Back - Upholstered Armcaps - Wood	Overall Height: 30" Overall Width: 22 1/2" Overall Depth: 22 7/16" Seat Height: 17 3/4" Seat Width: 18 7/8" Seat Depth: 17 5/16" Arm Height: 24 7/8"	23	1529	1692	1853	2016	2177	

To Order, Specify...

- 1 Model Number
- 2 Shell Color
- 3 Frame Color
- 4 Upholstery Selection
- 5 Additional Options


[Questions?](#)

800 876 2120

Model #	Description	Dimensions	Product Wt	material > grade >	Fabric Grade 2 or COM	Fabric Grade 3	Fabric Grade 4	Fabric Grade 5	Fabric Grade 6
<b>ZALC-01</b>	4-Leg Base Without Arms Casters Wood Shell Seat - Upholstered Back - Upholstered	Overall Height: 30" Overall Width: 19¼" Overall Depth: 22⅞" Seat Height: 17¾" Seat Width: 18⅞" Seat Depth: 17⅝"	19		1433	1595	1757	1919	2080
									
<b>ZALCA-03</b>	4-Leg Base With Arms Casters Wood Shell Seat - Upholstered Back - Upholstered Armcaps - Wood	Overall Height: 30" Overall Width: 22½" Overall Depth: 22⅞" Seat Height: 17¾" Seat Width: 18⅞" Seat Depth: 17⅝" Arm Height: 24⅞"	23		1634	1796	1959	2122	2283
									

**Leg Finish**

Powder Coat - Standard .....	n/c
Powder Coat - Premium .....	\$ 165

**Options**

Back Stitch Detail .....	Code SBSD01	Price \$ 149
--------------------------	----------------	-----------------



**Custom Charges**

Powder Coat Alternative (per color) .....	Code OPA	Price call
Stain Finish Match (per finish) .....	Code OSM	Price \$ 996



Questions?



800 876 2120

				material > grade >	Fabric Grade 2 or COM	Fabric Grade 3	Fabric Grade 4	Fabric Grade 5	Fabric Grade 6
Model #	Description	Dimensions	Product Wt						
 <b>ZALG-01L17</b>	4-Leg Base Without Arms Glides Wood Shell Seat - Upholstered Back - Upholstered	Overall Height: 27 <sup>3</sup> / <sub>8</sub> " Overall Width: 21 <sup>7</sup> / <sub>8</sub> " Overall Depth: 24" Seat Height: 16 <sup>1</sup> / <sub>2</sub> " Seat Width: 21 <sup>3</sup> / <sub>8</sub> " Seat Depth: 18 <sup>1</sup> / <sub>2</sub> "	20	1392	1563	1732	1903	2074	
 <b>ZALGA-03L17</b>	4-Leg Base With Arms Glides Wood Shell Seat - Upholstered Back - Upholstered Armcaps - Wood	Overall Height: 27 <sup>3</sup> / <sub>8</sub> " Overall Width: 25" Overall Depth: 24" Seat Height: 16 <sup>1</sup> / <sub>2</sub> " Seat Width: 21 <sup>3</sup> / <sub>8</sub> " Seat Depth: 18 <sup>1</sup> / <sub>2</sub> " Arm Height: 21 <sup>11</sup> / <sub>16</sub> "	24	1607	1776	1946	2118	2286	

To Order, Specify...

- 1 Model Number
- 2 Shell Color
- 3 Frame Color
- 4 Upholstery Selection
- 5 Additional Options

800 876 2120

				material > grade >	Fabric Grade 2 or COM	Fabric Grade 3	Fabric Grade 4	Fabric Grade 5	Fabric Grade 6
Model #	Description	Dimensions	Product Wt						
<b>ZALG-01S24</b> 	4-Leg Base 24" Seat Height Without Arms Glides Wood Shell Seat - Upholstered Back - Upholstered	Overall Height: 34¼" Overall Width: 16⅞" Overall Depth: 20⅞" Seat Height: 24" Seat Width: 16⅜" Seat Depth: 15⅞"	22	1532	1705	1874	2044	2215	
<b>ZALG-01S30</b> 	4-Leg Base 30" Seat Height With Arms Glides Wood Shell Seat - Upholstered Back - Upholstered	Overall Height: 40¼" Overall Width: 16⅞" Overall Depth: 20⅞" Seat Height: 30" Seat Width: 16⅜" Seat Depth: 15⅞"	24	1541	1712	1883	2053	2223	

Leg Finish

Powder Coat - Standard ..... n/c

Powder Coat - Premium ..... \$ 165

Options

Back Stitch Detail.....

Code

SBSD01

Price

\$ 149

Custom Charges

Powder Coat Alternative (per color) ..... OPA

Stain Finish Match (per finish)..... OSM

Code

Price

cal

\$ 99



**Specifications**

Zuri chairs and stools are available with 4-legs or sled base. All chairs and stools, with the exception of the low back stool, can be ordered with or without arms. Shell cores are composed of high-density hardwood ply such as birch, beech or maple, which is then molded with veneer or laminate. Zuri standard exterior veneer is Maple. Customer selected laminates must be post-formable. Shell edges are left natural and exposed. The molded plywood shell can be specified in laminate, fully upholstered or with a veneer face. The veneer face can be specified in veneer finish or in a Benjamin Moore Paint color. An upholstered seat pad is available on laminate and veneer chairs and stools. It is not available on the low back stool.

**Features**

The 4-leg chairs and stools feature nickel plated steel glides, while the sled base chairs and stools have polycarbonate glides. Chairs are stackable for compact storage. 4-Leg and sled base guest chairs can be stacked on the floor or on the Zuri Chair Trolley. Stools can be stacked on the floor only. See below for stacking information.

**Stacking Information**

**Floor**

- Sled Base . . . . . 4 (4 if seats are upholstered)
- Guest Chair . . . . . 4 (4 if seats are upholstered)
- Stool . . . . . 2 or 3 (floor only)

**Trolley**

- Sled Base Chair . . . . . 12 (6 if seats are upholstered)
- Guest Chair . . . . . 12 (6 if seats are upholstered)

**Shipping Schedule**

Laminate Shell	3-5 WEEKS
Veneer Shell	4-5 WEEKS
Upholstered	3-5 WEEKS

Contact Versteel Customer Service for special lead time requests.

**NOTE** CHAIR ORDERS WITH COM UPHOLSTERY WILL BE SCHEDULED UPON RECEIPT OF COM UPHOLSTERY YARDAGE

**NOTE** ZURI HAS A MINIMUM ORDER QUANTITY OF TWELVE

**BIFMA**

All Versteel products are constructed to pass the relevant ANSI/BIFMA standards. For more detailed specifications by series and base style, contact Versteel Customer Service at 800.876.2120.

Additional information regarding warranty, terms and conditions, shipping, care and maintenance, etc. can be found in the All Seating price list.

**Zuri Seating**  
**Armless / Arm**

## Chair Dimensions

Overall height: 33"

Overall width w/o arms: 20 5/8"

Overall width w/ armcaps: 24 1/2"

Overall depth: 21"

Seat height: 17"

Seat width: 17 1/4"

Seat depth: 16"

Between arms: 22 1/2"

Arm height w/ armcaps: 26"

**Key**   **Description**

- ① molded plywood shell, 7/16" cross-banded, laminate, or veneer face
- ② base frame 5/8" o.d., 12 gauge steel tube
- ③ flat glide, clear polycarbonate
- ④ arms are 7/16" cross-banded plywood with veneer or laminate faces

**Zuri Stool - 24"**

Stool Dimensions  
Overall height: 36 1/2" (Low Back 29 1/2")  
Overall width w/o arms: 20 5/8"  
Overall width w/ armcaps: 24 1/2"  
Overall depth: 21"  
Seat height: 24"  
Seat width: 17 1/4"  
Seat depth: 16"  
Between arms: 22 1/2"  
Arm height w/ armcaps: 32"



**Zuri Stool - 29"**

Stool Dimensions  
Overall height: 41 1/2" (Low Back 35 1/2")  
Overall width w/o arms: 20"  
Overall width w/ armcaps: 24 1/2"  
Overall depth: 21"  
Seat height: 29"  
Seat width: 17 1/4"  
Seat depth: 16"  
Between arms: 22 1/2"  
Arm height w/ armcaps: 38"



**Stacking (Trolley)**

Sled Base Chair ..... 12 (6 if seats are upholstered)  
Guest Chair ..... 12 (6 if seats are upholstered)

**Stacking (Floor)**

Sled Base Chair ..... 4 (4 if seats are upholstered)  
Guest Chair with or without casters ..... 4 (4 if seats are upholstered)  
All Stools ..... 2 or 3

**Standard Versteel Upholstery**

Standard Versteel Upholstery offers a range of materials, from fabrics in a variety of colors and textures to vinyls for soil resistance. Please refer to Versteel's fabric cards or the "Materials + Finishes" section of our website for information.

**Grade-In Upholstery**

Versteel has coordinated with upholstery manufacturers to simplify your order process. Many of the manufacturers' offerings have been pre-approved for application on Versteel Seating.

Contact Versteel Customer Service with your selected fabric choice to be graded in. You will be supplied with the appropriate grade-in designator. On your purchase order, complete the information with the pattern name, color description and grade-in designator, and Versteel will take it from there.

**Customer's Own Material**

Customer's Own Materials (COM's) are not an issue on Zuri. Many COM's are pre-approved for application on Versteel Seating. Call Versteel Customer Service with your COM selection to determine if it has been pre-approved. If your selection has not been pre-approved, reference the "Receiving COM Approval" section below.

**Receiving COM Approval**

Not all materials are suitable for upholstery on Zuri. A 12" x 12" memo sample must be supplied for approval before a COM material is accepted for an order. If the material is directional in pattern or weave, the pattern repeat (in inches) in both directions or the weave direction must be supplied.

**Excess COM**

Versteel will not store excess COM for more than 30 days after the order has been completed. If excess material is to be returned after order completion, send the request to Versteel Customer Service prior to acknowledged ship date. It is the customer's responsibility to arrange for the return of the material "freight collect."

**COM Requiring Application Test**

If an application test is required for your selected COM, send test sample material along with the following.

1. Name and return address
2. Model selected
3. Sketch showing special requirements for the positioning of the materials' pattern on the seat and ledge, if special considerations are required.

**NOTE** ALL UPHOLSTERIES ARE CUT UP THE ROLL TO MAXIMIZE YIELD AND WEAR PERFORMANCE

**Ship COM to:**

Versteel  
2332 Cathy Lane  
Jasper, IN 47546

COM must be shipped to the factory with transportation costs "prepaid." If material is considered defective or unusable, it will be returned "transportation collect."

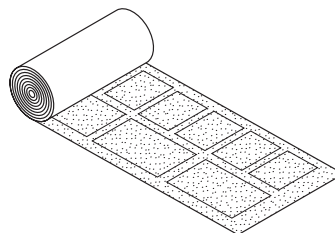
For standard lead time orders, tag fabric with purchase order number and identify with project number if possible.

**Application of Directional Fabrics**

Due to the upholstering process, some fabrics not considered directional by the supplier may be considered directional by Versteel.

All COM's are cut "up the roll" unless otherwise directed by the customer (see illustration below).

**EXAMPLE** PATTERN CUT UP THE ROLL



If special cutting or upholstery application is required, you must indicate requirement at time of order entry.

### Zuri COM Yardage Requirements

COM yardage requirements are calculated for chairs and stools based on a material width of 54" and a repeat of 2" or less. For material less than 54" wide, contact Versteel for yardage requirements. Use the chart below as a guide to calculate your COM yardage. For quantities greater than what is listed below, contact Versteel Customer Service for calculation of COM yardage by model.

Quantity of Chairs or Stools	1	2	3	4	5	6	7	8	9	10	11	12	13	14	15	16	17	18	19	20
<b>Zuri</b>																				
<b>Chair</b>																				
Uph Seat & Back(one piece)	1.5	3.0	3.5	4.5	5.5	6.5	7.0	8.0	8.5	10.0	10.5	11.5	12.0	13.0	14.0	15.0	16.5	17.0	18.5	19.0
<b>Stool</b>																				
Uph Seat & Back(one piece)	1.5	2.0	3.0	4.0	4.0	5.0	5.5	6.5	7.0	8.0	8.0	9.0	9.5	10.5	10.5	11.5	12.0	13.0	13.5	14.5
<b>Low Back Stool</b>																				
Uph Seat & Back(one piece)	1.5	2.0	2.5	3.0	3.5	4.5	5.0	5.5	6.0	6.5	7.0	7.5	8.0	9.0	9.5	10.0	10.5	11.0	11.5	12.0
<b>Chair &amp; Stool</b>																				
Uph Seat Pad Only	1.0	1.5	1.5	2.0	2.0	2.5	2.5	3.0	3.0	3.5	3.5	4.5	4.5	5.0	5.0	5.5	5.6	6.0	6.0	6.5

### Patterned COM Additional Yardage Guide

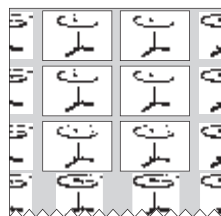
Use the guide below to aid in ordering the appropriate COM fabric when needing to match a pattern with a repeat. To use this guide, add the vertical and horizontal repeats together (e.g. a 5" vertical repeat plus an 11" horizontal repeat gives a 16" total). Then find the appropriate entry on the chart, and increase the yardage estimate by the percentage indicated.

For example: The yardage estimate is 8 yards of 54" wide fabric and the pattern has a repeat of 11" horizontal and 5" vertical. Add up the repeats (11" + 5" = 16") and find the appropriate entry - 15% in this example. Fifteen percent more fabric is required to match the pattern. 8 yards plus an extra 15% is 9.2 yards.

Fabric Width	Plain Fabric	3" - 14" Repeat	15" - 19" Repeat	20" - 27" Repeat	28" - 36" Repeat	37" - 45" Repeat	46" - 54" Repeat
54"	0%	10%	15%	20%	25%	30%	35%
50" - 52"	10%	20%	25%	30%	35%	40%	45%

### Decorative Patterns

Yardage requirements are greatly affected by the size of the repeat and the print or pattern of the material. Versteel cuts all seating patterns with aesthetic concerns in mind for high quality and consistency. Refer to the COM listing for the yardage required for pattern repeat.



To Order, Specify...

- 1 Model Number
- 2 Frame Color
- 3 Laminate, Veneer Finish/Paint or Upholstery Selection
- 4 Additional Options

model number	finish selections		additional options
<u>ZUSL-07</u> model number	/	<u>PALY</u> / <u>TW 4810-60</u> frame color laminate, veneer or upholstery selection	/ <u>----</u> additional options

A **ZUSL-07** is a Zuri series, armless sled base chair with a laminate seat and back.

The codes **PALY** / **TW 4810-60** specify an Alloy frame and Wilsonart 4810-60 laminate.

Model Number **ZUSL-07**



Orders may be sent via

Mailing Address  
Versteel  
2332 Cathy Lane  
Jasper, IN 47546

Contact Versteel

Email contact@versteel.com  
Phone 800 876 2120  
812 634 2120  
Fax 812 482 9318

**Studio Steel®**

Versteel's "urban fabrication" process leaves the telltale signs of welding and assembly on the surface, highlighting a manufacturing aesthetic. Choosing a clear or transparent powder coat is recommended, allowing tonal striations (created as a result of extreme heat), natural textures, and the inherent qualities of raw steel to show through.

Studio Steel Process . . . . . \$165 per chair

**Powder Coat Finishes**

All powder coat finishes in the Versteel offering have been formulated with the use of epoxy, polyester or epoxy and polyester blends to maximize the finish durability.

Powder Coat - Standard . . . . . n/c

Powder Coat - Premium . . . . . \$165 per chair

**Zuri Powder Coat Colors**

Alloy . . . . .	.PALY	Mint . . . . .	.PMNT
Amethyst . . . . .	.PAME	Navy . . . . .	.PNAV
Anthracite . . . . .	.PANT	Nimbus . . . . .	.PNIM
Black Anodized . . . . .	.PBLA	Nutmeg . . . . .	.PNUT
Bronze . . . . .	.PBRO	◆ Pacific . . . . .	.PPAC
Calypso . . . . .	.PCAL	Pearl . . . . .	.PPEA
Carbon . . . . .	.PCAR	Pebble . . . . .	.PPEB
Champagne . . . . .	.PCHA	◆ Platinum . . . . .	.PPLA
Coconut . . . . .	.PCOC	Poppy . . . . .	.PPOP
◆ Copper . . . . .	.PCOP	◆ Raven . . . . .	.PRAV
Crimson . . . . .	.PCRI	Royal . . . . .	.PROY
◆ Crystal . . . . .	.PCRY	Seaside . . . . .	.PSEA
Daffodil . . . . .	.PDAF	Shipyard . . . . .	.PSHI
Ebony . . . . .	.PEBO	Silver . . . . .	.PSIL
Forest . . . . .	.PFOR	Snow . . . . .	.PSNO
Fossil . . . . .	.PFOS	Stone . . . . .	.PSTO
◆ Garnet . . . . .	.PGAR	Storm . . . . .	.PSTM
◆ Gold . . . . .	.PGOL	Terra Cotta . . . . .	.PTEC
Graphite . . . . .	.PGRA	Whisper . . . . .	.PWHI
◆ Hope . . . . .	.PHOP	White Linen . . . . .	.PWHL
Kelly Green . . . . .	.PKEG	Powder Coat Alternative . . . . .	.OPA
◆ Matte . . . . .	.PMAT		
Mica . . . . .	.PMIC		

**Transparent Powder Coats (indicated by ◆)**

Please note that the transparent characteristics of these powders allow all natural welds and textures inherent to raw steel to be visible.

**Premium Powder Coats (indicated by ◆)**

Versteel's premium process uses specially formulated powder coats for a truly unique color palette.

**Plated**

Versteel offers two plated options: Chrome and Nickel. Chrome is our most durable finish available and is a deep luster chrome plated finish. Nickel is a plated finish with a clear coat applied for durability. An upcharge applies for plated finishes. See product pricing pages for upcharge.

Chrome . . . . . ECHR

Nickel . . . . . ENKL

**Zuri Shells**

Shell cores are composed of high-density hardwood ply such as birch, beech or maple, which is then molded with veneer or laminate. Zuri standard exterior veneer is Maple. Veneer shells can be specified in a standard Versteel Wood Finish or with a Benjamin Moore paint color which is applied to the outer surface of the shell. A topcoat is applied for added durability when a paint color is specified. When ordering a chair with a laminate shell, the selected laminate must be post-formable. Shell edges are left natural and exposed.

**Standard Versteel Upholstery**

Versteel offers a wide range of materials from fabrics in a variety of colors and textures, to vinyls for soil resistance. Please refer to Versteel's fabric cards or the "Materials and Finishes" section of our website for reference information. [versteel.com](http://versteel.com)

**Wood Finish**

Versteel uses a post-catalyst varnish NDF topcoat that meets AWI (Architectural Woodwork Institute) TR6 performance standards.

**Zuri Wood Finishes**

Beach . . . . .	.WBEA	Golden Cherry . . . . .	.WGNC
Blossom Cherry . . . . .	.WBLC	Java Cherry . . . . .	.WJAC
Brighton Walnut . . . . .	.WBRW	Millwork Cherry . . . . .	.WMWC
Caramel Maple . . . . .	.WCMM	Pebble . . . . .	.WPEB
Chestnut . . . . .	.WCHE	Seaside . . . . .	.WSEA
Cordovan Cherry . . . . .	.WCNC	Solar Maple . . . . .	.WSLM
Drift . . . . .	.WDRI	Sugar Maple . . . . .	.WSUM
Espresso Walnut . . . . .	.WESW	Terra Cotta . . . . .	.WTEC
Fawn . . . . .	.WFAW	Whisper . . . . .	.WWHI
Fog . . . . .	.WFOG	Stain Finish Match . . . . .	.OSM
Forest . . . . .	.WFOR		

**Powder Coat Alternative****Call for quotation**

Specify code **OPA** (*Powder Coat Alternative*), add cost from Versteel quotation

Powder Coat Alternative is available from Versteel. The entire RAL color reference along with hundreds of other color and finishes are available.

For Powder Coat Alternative matching, you must supply a color reference sample, or an RAL number. Versteel will review the sample for possible existing colors available and send a sample for customer approval. If no color match exists a custom match can be developed. Call Versteel Customer Service for associated upcharges on custom color development.

**NOTE** CUSTOM COLOR MATCHING APPROVALS MAY AFFECT STANDARD PRODUCTION SCHEDULES

**Special Laminate****Call for quotation**

Specify code **TSP** (*Special Laminate*), indicate the quoted charges per table

Special laminates and patterns can be specified as an option. To specify, contact Versteel for availability and pricing.

**NOTE** LAMINATES IN STANDARD COLORS AND TEXTURES FROM FORMICA, NEVAMAR, PIONITE AND WILSONART ARE STANDARD

**CAUTION** LAMINATE MANUFACTURERS CHANGE STANDARD OFFERINGS FREQUENTLY, AND IT IS POSSIBLE THAT A STANDARD PRODUCT CAN BECOME UNAVAILABLE. VERSTEEL CANNOT BE RESPONSIBLE FOR ANY INCONVENIENCE THIS MAY CAUSE.

**Stain Finish Match****\$996 / one time charge per finish, per order**

Specify code **OSM** (*Stain Finish Match*), add \$996.00 list per finish, per order

Alternative Stain Finishes are available. For Stain Finish Matching you must supply two 4" x 4" finish color and grain reference samples. An expertly finish matched sample will be provided for customer approval.

**NOTE** CUSTOM COLOR MATCHING APPROVALS MAY AFFECT STANDARD PRODUCTION SCHEDULES

**Hard Surface Glides - Nylon (set of 4)****\$23 / chair or stool**

Specify code **GLD30** (Hard Surface Glides - Nylon), add \$23 list per chair or stool.



Glide surface is nylon and designed for use on hard surface flooring. See individual product pages for availability and ordering code.

**Hard Surface Glides - Felt (set of 4)****\$23 / chair or stool**

Specify code **GLD31** (Hard Surface Glides - Felt), add \$23 list per chair or stool.



Glide surface is felt and designed for use on hard surface flooring. See individual product pages for availability and ordering code.

**Felt Hard Surface Replacement Caps (set of 4)****\$23 / chair or stool**

Specify code **ABGFRC** (Felt Hard Surface Replacement Caps), add \$23 list per chair or stool

Felt replacement caps for felt hard surface glides.

**Accessory Glide Replacement Tool****\$26 / tool**

Specify code **AGRT** (Accessory Glide Replacement Tool), add \$26 list per tool

Use to remove worn felt hard surface glide caps.

**Chair Trolley - Zuri****\$906 / each**

Specify code **ACTZU** (Chair Trolley - Zuri), add \$906 list each



Zuri 4-Leg (with or without casters) or Sled chairs stack 12 high. Trolley with push handle and stack of 12 chairs measures approximately 27"w x 50"d x 77"h.

**STACKING INFORMATION - ZURI** CHAIRS STACK 4 HIGH ON THE FLOOR. STOOLS STACK 2 OR 3 HIGH ON THE FLOOR (NONE ON THE TROLLEY).





Zuri  
Sled Chair  
Laminate



VERSTEEL

Questions?

800 876 2120

				material > grade >	Laminate	Fabric Grade 2 or COM	Fabric Grade 3	Fabric Grade 4	Fabric Grade 5	Fabric Grade 6
Style	Description	Model #	Product Wt							
Sled	Sled Chair Without Arms Shell - Laminate 	ZUSL-07	20	663						
	Sled Chair With Arms Shell - Laminate Armcaps - Laminate 	ZUSLA-08	24	938						
	Sled Chair Without Arms Shell - Laminate Seat Pad - Upholstered 	ZUSL-04	22		878	978	1069	1156	1245	
	Sled Chair With Arms Shell - Laminate Armcaps - Laminate Seat Pad - Upholstered 	ZUSLA-04	26		1154	1253	1344	1433	1521	

Minimum order of twelve (12) Zuri, contact Customer Service for additional information

Pionite and Nevamar laminate are not available on Zuri

Stacking

Refer to page 490.

COM Yardage

Refer to page 495.





To Order, Specify...

- 1 Model Number
- 2 Frame Color
- 3 Laminate Selection
- 4 Upholstery Selection
- 5 Additional Options



Questions?

800 876 2120

				material > grade >	Laminate	Fabric Grade 2 or COM	Fabric Grade 3	Fabric Grade 4	Fabric Grade 5	Fabric Grade 6
Style	Description	Model #	Product Wt							
4-Leg	4-Leg Chair Without Arms Shell - Laminate 	ZULL-07	18	663						
	4-Leg Chair With Arms Shell - Laminate Armcaps - Laminate 	ZULLA-08	22	938						
	4-Leg Chair Without Arms Shell - Laminate Seat Pad - Upholstered 	ZULL-04	20		878	978	1069	1156	1245	
	4-Leg Chair With Arms Shell - Laminate Armcaps - Laminate Seat Pad - Upholstered 	ZULLA-04	24		1154	1253	1344	1433	1521	

Minimum order of twelve (12) Zuri, contact Customer Service for additional information

Pionite and Nevamar laminate are not available on Zuri

**Stacking**

Refer to page 490.

**COM Yardage**

Refer to page 495.

**Finish Options**

	Price
Chrome .....	\$ 165
Nickel .....	\$ 223
Powder Coat - Standard .....	n/c
Powder Coat - Premium .....	\$ 165

**Frame Options**

	Code	Price
Hard Surface Glides - Nylon (set of 4) .....	GLD30	\$ 23
Hard Surface Glides - Felt (set of 4) .....	GLD31	\$ 23

**Accessories**

	Code	Price
Chair Trolley .....	ACTZU	\$ 906

**Custom Charges**

Powder Coat Alternative (per color) .....	OPA	call
---	-----	------





**Zuri**  
Sled Chair  
Veneer



**VERSTEEL**

**Questions?**

800 876 2120

				material > grade >	Veneer	Fabric Grade 2 or COM	Fabric Grade 3	Fabric Grade 4	Fabric Grade 5	Fabric Grade 6
Style	Description	Model #	Product Wt							
<b>Sled</b>	Sled Chair Without Arms Shell - Veneer 	<b>ZUSV-07</b>	20	583						
	Sled Chair With Arms Shell - Veneer Armcaps - Veneer 	<b>ZUSVA-08</b>	24	808						
	Sled Chair Without Arms Shell - Veneer Seat Pad - Upholstered 	<b>ZUSV-04</b>	22		798	898	988	1076	1166	
	Sled Chair With Arms Shell - Veneer Armcaps - Veneer Seat Pad - Upholstered 	<b>ZUSVA-04</b>	26		1023	1123	1212	1300	1391	

Minimum order of twelve  
(12) Zuri, contact  
Customer Service for  
additional information

**Stacking**

Refer to page 490.

**COM Yardage**

Refer to page 495.





**To Order, Specify...**

- 1 Model Number
- 2 Frame Color
- 3 Veneer Finish / Benjamin Moore Paint Color
- 4 Upholstery Selection
- 5 Additional Options



[Questions?](#)

800 876 2120

				material > grade >	Veneer	Fabric Grade 2 or COM	Fabric Grade 3	Fabric Grade 4	Fabric Grade 5	Fabric Grade 6
Style	Description	Model #	Product Wt							
4-Leg	4-Leg Chair Without Arms Shell - Veneer 	ZULV-07	18	583						
	4-Leg Chair With Arms Shell - Veneer Armcaps - Veneer 	ZULVA-08	22	808						
	4-Leg Chair Without Arms Shell - Veneer Seat Pad - Upholstered 	ZULV-04	20		798	898	988	1076	1166	
	4-Leg Chair With Arms Shell - Veneer Armcaps - Veneer Seat Pad - Upholstered 	ZULVA-04	24		1023	1123	1212	1300	1391	

Minimum order of twelve  
(12) Zuri, contact  
Customer Service for  
additional information

**Stacking**

Refer to page 490.

**COM Yardage**

Refer to page 495.

**Finish Options**

	Price
Chrome .....	\$ 165
Nickel .....	\$ 223
Powder Coat - Standard .....	n/c
Powder Coat - Premium .....	\$ 165

**Frame Options**

	Code	Price
Hard Surface Glides - Nylon (set of 4) .....	GLD30	\$ 23
Hard Surface Glides - Felt (set of 4) .....	GLD31	\$ 23

**Accessories**

	Code	Price
Chair Trolley .....	ACTZU	\$ 906

**Custom Charges**

Powder Coat Alternative (per color) .....	OPA	call
Stain Finish Match (per finish) .....	OSM	\$ 996



Zuri  
Sled Chair  
Upholstered



VERSTEEL

Questions?

800 876 2120

				material > grade >	Fabric Grade 2 or COM	Fabric Grade 3	Fabric Grade 4	Fabric Grade 5	Fabric Grade 6
Style	Description	Model #	Product Wt						
Sled	Sled Chair Without Arms Shell - Upholstered	ZUS-01 	20	1117	1295	1473	1652	1831	
	Sled Chair With Arms Shell - Upholstered Armcaps - Laminate	ZUSA-03L 	24	1391	1569	1748	1928	2106	
	Sled Chair With Arms Shell - Upholstered Armcaps - Veneer	ZUSA-03V 	24	1261	1440	1617	1799	1975	

Minimum order of twelve (12) Zuri, contact Customer Service for additional information

**Stacking**  
Refer to page 490.

**COM Yardage**  
Refer to page 495.

Minimum order of twelve  
(12) Zuri, contact  
Customer Service for  
additional information

Stacking

Refer to page 490.

COM Yardage

Refer to page 495.

To Order, Specify...

- 1 Model Number
- 2 Frame Color
- 3 Upholstery Selection




For Armcaps...

- 4 Laminate or Veneer Finish / Benjamin Moore Paint Color
- 5 Additional Options



Questions?

800 876 2120

				material > grade >	Fabric Grade 2 or COM	Fabric Grade 3	Fabric Grade 4	Fabric Grade 5	Fabric Grade 6
Style	Description	Model #	Product Wt						
4-Leg	4-Leg Chair Without Arms Shell - Upholstered 	ZUL-01	18	1117	1295	1473	1652	1831	
	4-Leg Chair With Arms Shell - Upholstered Armcaps - Laminate 	ZULA-03L	22	1391	1569	1748	1928	2106	
	4-Leg Chair With Arms Shell - Upholstered Armcaps - Veneer 	ZULA-03V	22	1261	1440	1617	1799	1975	

Minimum order of twelve (12) Zuri, contact Customer Service for additional information

**Stacking**  
Refer to page 490.

**COM Yardage**  
Refer to page 495.

Minimum order of twelve  
(12) Zuri, contact  
Customer Service for  
additional information

**Stacking**

Refer to page 490.

**COM Yardage**

Refer to page 495.

**Finish Options**

	Price
Chrome .....	\$ 165
Nickel .....	\$ 223
Powder Coat - Standard .....	n/c
Powder Coat - Premium .....	\$ 165

**Frame Options**

	Code	Price
Hard Surface Glides - Nylon (set of 4) .....	GLD30	\$ 23
Hard Surface Glides - Felt (set of 4) .....	GLD31	\$ 23

**Chair Trolley**

	Code	Price
Chair Trolley .....	ACTZU	\$ 906

**Custom Charges**

Powder Coat Alternative (per color) .....	OPA	call
Stain Finish Match (per finish) .....	OSM	\$ 996






**Zuri**  
Sled Stool - 24"  
Laminate



**VERSTEEL**

**Questions?**

800 876 2120

				material > grade >	Laminate	Fabric Grade 2 or COM	Fabric Grade 3	Fabric Grade 4	Fabric Grade 5	Fabric Grade 6
Style	Description	Model #	Product Wt							
Sled	Sled Stool 24" Seat Height Low Back Without Arms Shell - Laminate 	ZUSL-07S24L	18	867						
	Sled Stool 24" Seat Height Without Arms Shell - Laminate 	ZUSL-07S24	20	867						
	Sled Stool 24" Seat Height With Arms Shell - Laminate Armcaps - Laminate 	ZUSLA-08S24	24	1143						
	Sled Stool 24" Seat Height Without Arms Shell - Laminate Seat Pad - Upholstered 	ZUSL-04S24	22		1081	1182	1271	1361	1451	
	Sled Stool 24" Seat Height With Arms Shell - Laminate Armcaps - Laminate Seat Pad - Upholstered 	ZUSLA-04S24	26		1359	1458	1548	1636	1726	

Minimum order of twelve (12) Zuri, contact Customer Service for additional information

Pionite and Nevamar laminate are not available on Zuri

**Stacking**  
Refer to page 490.

**COM Yardage**  
Refer to page 495.

Minimum order of twelve  
(12) Zuri, contact  
Customer Service for  
additional information

Pionite and Nevamar  
laminate are not  
available on Zuri

**Stacking**

Refer to page 490.

**COM Yardage**

Refer to page 495.






**To Order, Specify...**

- 1 Model Number
- 2 Frame Color
- 3 Laminate Selection
- 4 Upholstery Selection
- 5 Additional Options



Questions?

800 876 2120

		material > grade >	Laminate	Fabric Grade 2 or COM	Fabric Grade 3	Fabric Grade 4	Fabric Grade 5	Fabric Grade 6
Style	Description	Model #	Product Wt					
<b>4-Leg</b>	4-Leg Stool 24" Seat Height Low Back Without Arms Shell - Laminate 	<b>ZULL-07S24L</b>	16	867				
	4-Leg Stool 24" Seat Height Without Arms Shell - Laminate 	<b>ZULL-07S24</b>	18	867				
	4-Leg Stool 24" Seat Height With Arms Shell - Laminate Armcaps - Laminate 	<b>ZULLA-08S24</b>	22	1143				
	4-Leg Stool 24" Seat Height Without Arms Shell - Laminate Seat Pad - Upholstered 	<b>ZULL-04S24</b>	20		1081	1182	1271	1361
	4-Leg Stool 24" Seat Height With Arms Shell - Laminate Armcaps - Laminate Seat Pad - Upholstered 	<b>ZULLA-04S24</b>	24		1359	1458	1548	1636

Minimum order of twelve  
(12) Zuri, contact  
Customer Service for  
additional information

Pionite and Nevamar  
laminate are not  
available on Zuri

**Stacking**

Refer to page 490.

**COM Yardage**

Refer to page 495.

**Finish Options**

	Price
Chrome .....	\$ 165
Nickel .....	\$ 223
Powder Coat - Standard .....	n/c
Powder Coat - Premium .....	\$ 165

**Frame Options**

	Code	Price
Hard Surface Glides - Nylon (set of 4) .....	GLD30	\$ 23
Hard Surface Glides - Felt (set of 4) .....	GLD31	\$ 23

**Accessories**

	Code	Price
Chair Trolley .....	ACTZU	\$ 906

**Custom Charges**

Powder Coat Alternative (per color) .....	OPA	call
---	-----	------

## Zuri






### Sled Stool - 24" Veneer



VERSTEEL

#### Questions?

800 876 2120

				material > grade >	Veneer	Fabric Grade 2 or COM	Fabric Grade 3	Fabric Grade 4	Fabric Grade 5	Fabric Grade 6
Style	Description	Model #	Product Wt							
Sled	Sled Stool 24" Seat Height Low Back Without Arms Shell - Veneer 	ZUSV-07S24L	18	789						
	Sled Stool 24" Seat Height Without Arms Shell - Veneer 	ZUSV-07S24	20	789						
	Sled Stool 24" Seat Height With Arms Shell - Veneer Armcaps - Veneer 	ZUSVA-08S24	24	1012						
	Sled Stool 24" Seat Height Without Arms Shell - Veneer Seat Pad - Upholstered 	ZUSV-04S24	22		1005	1104	1192	1284	1373	
	Sled Stool 24" Seat Height With Arms Shell - Veneer Armcaps - Veneer Seat Pad - Upholstered 	ZUSVA-04S24	26		1229	1326	1417	1505	1596	

Minimum order of twelve  
(12) Zuri, contact  
Customer Service for  
additional information

#### Stacking

Refer to page 490.

#### COM Yardage

Refer to page 495.






#### To Order, Specify...

- 1 Model Number
- 2 Frame Color
- 3 Veneer Finish / Benjamin Moore Paint Color
- 4 Upholstery Selection
- 5 Additional Options



[Questions?](#)

800 876 2120

				material > grade >	Veneer	Fabric Grade 2 or COM	Fabric Grade 3	Fabric Grade 4	Fabric Grade 5	Fabric Grade 6
Style	Description	Model #	Product Wt							
4-Leg	4-Leg Stool 24" Seat Height Low Back Without Arms Shell - Veneer 	ZULV-07S24L	16	789						
	4-Leg Stool 24" Seat Height Without Arms Shell - Veneer 	ZULV-07S24	18	789						
	4-Leg Stool 24" Seat Height With Arms Shell - Veneer Armcaps - Veneer 	ZULVA-08S24	22	1012						
	4-Leg Stool 24" Seat Height Without Arms Shell - Veneer Seat Pad - Upholstered 	ZULV-04S24	20		1005	1104	1192	1284	1373	
	4-Leg Stool 24" Seat Height With Arms Shell - Veneer Armcaps - Veneer Seat Pad - Upholstered 	ZULVA-04S24	24		1229	1326	1417	1505	1596	

Minimum order of twelve  
(12) Zuri, contact  
Customer Service for  
additional information

**Stacking**

Refer to page 490.

**COM Yardage**

Refer to page 495.

**Finish Options**

Chrome .....	Price
Nickel .....	\$ 165
Powder Coat - Standard .....	\$ 223
Powder Coat - Premium .....	n/c
	\$ 165

**Frame Options**

Hard Surface Glides - Nylon (set of 4) .....	Code
Hard Surface Glides - Felt (set of 4) .....	GLD30
	\$ 23
	GLD31
	\$ 23

**Accessories**

Chair Trolley .....	Code
	ACTZU
	\$ 906

**Custom Charges**

Powder Coat Alternative (per color) .....	OPA	call
Stain Finish Match (per finish) .....	OSM	\$ 996





Zuri  
Sled Stool - 24"  
Upholstered



VERSTEEL

Questions?

800 876 2120

				material > grade >	Fabric Grade 2 or COM	Fabric Grade 3	Fabric Grade 4	Fabric Grade 5	Fabric Grade 6
Style	Description	Model #	Product Wt						
Sled	Sled Stool 24" Seat Height Low Back Without Arms Shell - Upholstered	ZUS-01S24L 	22	1212	1300	1391	1480	1569	
	Sled Stool 24" Seat Height Without Arms Shell - Upholstered	ZUS-01S24 	20	1321	1500	1676	1856	2035	
	Sled Stool 24" Seat Height With Arms Shell - Upholstered Armcaps - Laminate	ZUSA-03LS24 	24	1596	1775	1954	2130	2312	
	Sled Stool 24" Seat Height With Arms Shell - Upholstered Armcaps - Veneer	ZUSA-03VS24 	24	1466	1644	1824	2001	2181	

Minimum order of twelve  
(12) Zuri, contact  
Customer Service for  
additional information

**Stacking**  
Refer to page 490.

**COM Yardage**  
Refer to page 495.

Minimum order of twelve  
(12) Zuri, contact  
Customer Service for  
additional information

Stacking

Refer to page 490.

COM Yardage

Refer to page 495.

To Order, Specify...

- 1 Model Number
- 2 Frame Color
- 3 Upholstery Selection

For Armcaps...

- 4 Laminate or Veneer Finish / Benjamin Moore Paint Color
- 5 Additional Options



[Questions?](#)

800 876 2120

				material > grade >	Fabric Grade 2 or COM	Fabric Grade 3	Fabric Grade 4	Fabric Grade 5	Fabric Grade 6
Style	Description	Model #	Product Wt						
4-Leg	4-Leg Stool 24" Seat Height Low Back Without Arms Shell - Upholstered	ZUL-01S24L	20	1212	1300	1391	1480	1569	
	4-Leg Stool 24" Seat Height Without Arms Shell - Upholstered	ZUL-01S24	18	1321	1500	1676	1856	2035	
	4-Leg Stool 24" Seat Height With Arms Shell - Upholstered Armcaps - Laminate	ZULA-03LS24	22	1596	1775	1954	2130	2312	
	4-Leg Stool 24" Seat Height With Arms Shell - Upholstered Armcaps - Veneer	ZULA-03VS24	22	1466	1644	1824	2001	2181	

Minimum order of twelve (12) Zuri, contact Customer Service for additional information

**Stacking**  
Refer to page 490.

**COM Yardage**  
Refer to page 495.

Minimum order of twelve  
(12) Zuri, contact  
Customer Service for  
additional information

**Stacking**

Refer to page 490.

**COM Yardage**

Refer to page 495.

**Finish Options**

	Price
Chrome .....	\$ 165
Nickel .....	\$ 223
Powder Coat - Standard .....	n/c
Powder Coat - Premium .....	\$ 165

**Frame Options**

	Code	Price
Hard Surface Glides - Nylon (set of 4) .....	GLD30	\$ 23
Hard Surface Glides - Felt (set of 4) .....	GLD31	\$ 23

**Chair Trolley**

	Code	Price
Chair Trolley .....	ACTZU	\$ 906

**Custom Charges**

Powder Coat Alternative (per color) .....	OPA	call
Stain Finish Match (per finish) .....	OSM	\$ 996

## Zuri






### Sled Stool - 29"

#### Laminate


**VERSTEEL**

#### Questions?

800 876 2120

				material > grade >	Laminate	Fabric Grade 2 or COM	Fabric Grade 3	Fabric Grade 4	Fabric Grade 5	Fabric Grade 6
Style	Description	Model #	Product Wt							
<b>Sled</b>	Sled Stool 29" Seat Height Low Back Without Arms Shell - Laminate 	<b>ZUSL-07S29L</b>	18	867						
	Sled Stool 29" Seat Height Without Arms Shell - Laminate 	<b>ZUSL-07S29</b>	20	867						
	Sled Stool 29" Seat Height With Arms Shell - Laminate Armcaps - Laminate 	<b>ZUSLA-08S29</b>	24	1143						
	Sled Stool 29" Seat Height Without Arms Shell - Laminate Seat Pad - Upholstered 	<b>ZUSL-04S29</b>	22		1081	1182	1271	1361	1451	
	Sled Stool 29" Seat Height With Arms Shell - Laminate Armcaps - Laminate Seat Pad - Upholstered 	<b>ZUSLA-04S29</b>	26		1359	1458	1548	1636	1726	

Minimum order of twelve (12) Zuri, contact Customer Service for additional information

Pionite and Nevamar laminate are not available on Zuri

#### Stacking

Refer to page 490.

#### COM Yardage

Refer to page 495.






#### To Order, Specify...

- ① Model Number
- ② Frame Color
- ③ Laminate Selection
- ④ Upholstery Selection
- ⑤ Additional Options



Questions?

800 876 2120

				material > grade >	Laminate	Fabric Grade 2 or COM	Fabric Grade 3	Fabric Grade 4	Fabric Grade 5	Fabric Grade 6
Style	Description	Model #	Product Wt							
<b>4-Leg</b>	4-Leg Stool 29" Seat Height Low Back Without Arms Shell - Laminate 	<b>ZULL-07S29L</b>	16	867						
	4-Leg Stool 29" Seat Height Without Arms Shell - Laminate 	<b>ZULL-07S29</b>	18	867						
	4-Leg Stool 29" Seat Height With Arms Shell - Laminate Armcaps - Laminate 	<b>ZULLA-08S29</b>	22	1143						
	4-Leg Stool 29" Seat Height Without Arms Shell - Laminate Seat Pad - Upholstered 	<b>ZULL-04S29</b>	20		1081	1182	1271	1361	1451	
	4-Leg Stool 29" Seat Height With Arms Shell - Laminate Armcaps - Laminate Seat Pad - Upholstered 	<b>ZULLA-04S29</b>	24		1359	1458	1548	1636	1726	

Minimum order of twelve  
(12) Zuri, contact  
Customer Service for  
additional information

Pionite and Nevamar  
laminate are not  
available on Zuri

**Stacking**

Refer to page 490.

**COM Yardage**

Refer to page 495.

**Finish Options**

	Price
Chrome .....	\$ 165
Nickel .....	\$ 223
Powder Coat - Standard .....	n/c
Powder Coat - Premium .....	\$ 165

**Frame Options**

	Code	Price
Hard Surface Glides - Nylon (set of 4) .....	GLD30	\$ 23
Hard Surface Glides - Felt (set of 4) .....	GLD31	\$ 23

**Accessories**

	Code	Price
Chair Trolley .....	ACTZU	\$ 906

**Custom Charges**

Powder Coat Alternative (per color) .....	OPA	call
---	-----	------

## Zuri






### Sled Stool - 29" Veneer



VERSTEEL

#### Questions?

800 876 2120

				material > grade >	Veneer	Fabric Grade 2 or COM	Fabric Grade 3	Fabric Grade 4	Fabric Grade 5	Fabric Grade 6
Style	Description	Model #	Product Wt							
Sled	Sled Stool 29" Seat Height Low Back Without Arms Shell - Veneer 	ZUSV-07S29L	18	789						
	Sled Stool 29" Seat Height Without Arms Shell - Veneer 	ZUSV-07S29	20	789						
	Sled Stool 29" Seat Height With Arms Shell - Veneer Armcaps - Veneer 	ZUSVA-08S29	24	1012						
	Sled Stool 29" Seat Height Without Arms Shell - Veneer Seat Pad - Upholstered 	ZUSV-04S29	22		1005	1104	1192	1284	1373	
	Sled Stool 29" Seat Height With Arms Shell - Veneer Armcaps - Veneer Seat Pad - Upholstered 	ZUSVA-04S29	26		1229	1326	1417	1505	1596	

Minimum order of twelve  
(12) Zuri, contact  
Customer Service for  
additional information

#### Stacking

Refer to page 490.

#### COM Yardage

Refer to page 495.






#### To Order, Specify...

- ① Model Number
- ② Frame Color
- ③ Veneer Finish / Benjamin Moore Paint Color
- ④ Upholstery Selection
- ⑤ Additional Options



[Questions?](#)

800 876 2120

				material > grade >	Veneer	Fabric Grade 2 or COM	Fabric Grade 3	Fabric Grade 4	Fabric Grade 5	Fabric Grade 6
Style	Description	Model #	Product Wt							
4-Leg	4-Leg Stool 29" Seat Height Low Back Without Arms Shell - Veneer 	ZULV-07S29L	16	789						
	4-Leg Stool 29" Seat Height Without Arms Shell - Veneer 	ZULV-07S29	18	789						
	4-Leg Stool 29" Seat Height With Arms Shell - Veneer Armcaps - Veneer 	ZULVA-08S29	22	1012						
	4-Leg Stool 29" Seat Height Without Arms Shell - Veneer Seat Pad - Upholstered 	ZULV-04S29	20		1005	1104	1192	1284	1373	
	4-Leg Stool 29" Seat Height With Arms Shell - Veneer Armcaps - Veneer Seat Pad - Upholstered 	ZULVA-04S29	24		1229	1326	1417	1505	1596	

Minimum order of twelve  
(12) Zuri, contact  
Customer Service for  
additional information

**Stacking**

Refer to page 490.

**COM Yardage**

Refer to page 495.

**Finish Options**

Chrome .....	Price
Nickel .....	\$ 165
Powder Coat - Standard .....	\$ 223
Powder Coat - Premium .....	n/c
	\$ 165

**Frame Options**

Hard Surface Glides - Nylon (set of 4) .....	Code
Hard Surface Glides - Felt (set of 4) .....	GLD30
	\$ 23
	GLD31
	\$ 23

**Accessories**

Chair Trolley .....	Code
	ACTZU
	\$ 906

**Custom Charges**

Powder Coat Alternative (per color) .....	OPA	call
Stain Finish Match (per finish) .....	OSM	\$ 996

## Zuri

### Sled Stool - 29"





#### Upholstered



VERSTEEL

#### Questions?

800 876 2120

				material > grade >	Fabric Grade 2 or COM	Fabric Grade 3	Fabric Grade 4	Fabric Grade 5	Fabric Grade 6
Style	Description	Model #	Product Wt						
Sled	Sled Stool 29" Seat Height Low Back Without Arms Shell - Upholstered	ZUS-01S29L 	24	1212	1300	1391	1480	1569	
	Sled Stool 29" Seat Height Without Arms Shell - Upholstered	ZUS-01S29 	20	1321	1500	1676	1856	2035	
	Sled Stool 29" Seat Height With Arms Shell - Upholstered Armcaps - Laminate	ZUSA-03LS29 	24	1596	1775	1954	2130	2312	
	Sled Stool 29" Seat Height With Arms Shell - Upholstered Armcaps - Veneer	ZUSA-03VS29 	24	1466	1644	1824	2001	2181	

Minimum order of twelve (12) Zuri, contact Customer Service for additional information

**Stacking**  
Refer to page 490.

**COM Yardage**  
Refer to page 495.

Minimum order of twelve  
(12) Zuri, contact  
Customer Service for  
additional information

#### Stacking

Refer to page 490.

#### COM Yardage

Refer to page 495.

#### To Order, Specify...

- 1 Model Number
- 2 Frame Color
- 3 Upholstery Selection

For Armcaps...

- 4 Laminate or Veneer Finish / Benjamin Moore Paint Color
- 5 Additional Options



Questions?

800 876 2120

				material > grade >	Fabric Grade 2 or COM	Fabric Grade 3	Fabric Grade 4	Fabric Grade 5	Fabric Grade 6
Style	Description	Model #	Product Wt						
4-Leg	4-Leg Stool 29" Seat Height Low Back Without Arms Shell - Upholstered	ZUL-01S29L	20	1212	1300	1391	1480	1569	
	4-Leg Stool 29" Seat Height Without Arms Shell - Upholstered	ZUL-01S29	19	1321	1500	1676	1856	2035	
	4-Leg Stool 29" Seat Height With Arms Shell - Upholstered Armcaps - Laminate	ZULA-03LS29	22	1596	1775	1954	2130	2312	
	4-Leg Stool 29" Seat Height With Arms Shell - Upholstered Armcaps - Veneer	ZULA-03VS29	22	1466	1644	1824	2001	2181	

Minimum order of twelve (12) Zuri, contact Customer Service for additional information

**Stacking**  
Refer to page 490.

**COM Yardage**  
Refer to page 495.

Minimum order of twelve  
(12) Zuri, contact  
Customer Service for  
additional information

**Stacking**

Refer to page 490.

**COM Yardage**

Refer to page 495.

**Finish Options**

Chrome .....	Price
Nickel .....	\$ 165
Powder Coat - Standard .....	\$ 223
Powder Coat - Premium .....	n/c
	\$ 165

**Frame Options**

Hard Surface Glides - Nylon (set of 4).....	Code
Hard Surface Glides - Felt (set of 4).....	GLD30
	GLD31

Price
\$ 23
\$ 23

**Chair Trolley**

Chair Trolley .....	Code
	ACTZU

Price
\$ 906

**Custom Charges**

Powder Coat Alternative (per color) .....	OPA	call
Stain Finish Match (per finish).....	OSM	\$ 996

The Versteel seating, tables, casegoods and components listed in this catalog may be covered in whole or in part by the following active or pending patents and other patents pending in the United States or Canada:

**U.S. Active or Pending Patents:** 7,509,914; 7,794,016; 7,849,804; 7,850,241; 8,122,837; 8,297,208; 8,869,715; 9,800,037; 10,213,015; 11,432,645; 11,497,306; 18/159,130.

**U.S. Design Patents:** D612,164; D626,767; D653,866; D654,282; D688,075; D786,591; D792,718; D862,102; D948,259.

**Canada Active or Pending Patents:** 2,579,494; 2,600,629; 2,707,148; 2,731,261; 2,760,476; 2,922,333; 3,113,625.

**Canadian Design Patents:** 176,530; 198,325.

#### Trademarks <sup>TM</sup> ®

Versteel and the Versteel logo are registered trademarks of Ditto Sales, Inc. dba Versteel in the United States, United Kingdom and Canada. Other registered trademarks of Versteel include: Aerie, Airfoil, Arvo, Brattice, Cable Coil, Cat's Paw, Catwalk, Chela and Chela designs, Companion, Curvare, Elements Conference, Elly, Entourage, Equip, GeoMetrix, Henri, Immix, Interplay, Kompis, Looksee, Model 8, ODIS, OHI, Ollie, Paces, Performance, Power Bay, Powerlink, Quanta, Rover, Rover Coaster, Rover Computer, Rover Daddy, Rover Utility, Sate, Seating in Motion, SIMON, Socius, Studio Steel, Tables in Motion, The Maker Project, Thea, TIM, TOD, Training on Demand, Troupe, Tuscany, Uno, Vela, Versteel seating logo, Versteel table logo, Wavelink and Wavelink logo, Wordplay, Zayn, Zuri.

## **BIFMA**

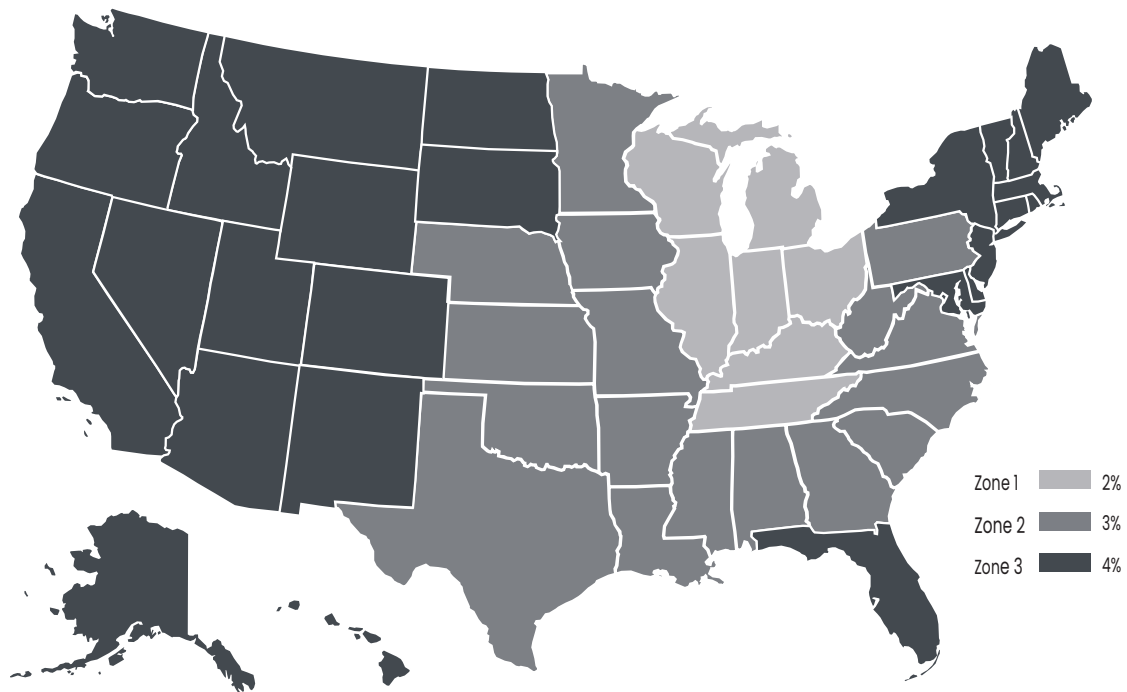
All Versteel products are constructed to pass the relevant ANSI/BIFMA standards. For more detailed specifications by series and base style, contact Versteel Customer Service at 800.876.2120.

Information regarding warranty, terms and conditions, shipping, care and maintenance, etc. can be found in the All Seating price list.

For further information about any Versteel product, please visit our website or contact a Versteel Customer Service Representative at 800.876.2020 or 813.634.2120.

All other trademarks and registered trademarks are the property of their respective owners.

Any rights not expressly granted herein are reserved.



\* Percentage rates for **Alaska** and **Hawaii** are to Port of Exit in the 48 contiguous states.

#### Freight Program

Normal delivery is on a dock-to-dock basis, F.O.B. Versteel's factory in Jasper, Indiana. Orders within the 48 contiguous United States will be assessed a freight charge based on a percentage of the total list price, or a flat rate of \$300, whichever is greater. Using the zone map above apply the appropriate percentage to the total list to determine freight cost. Special requests such as inside delivery, "call before," etc. should be noted on the customer's purchase order and are subject to additional charges. Contact Versteel Customer Service regarding freight quotes for shipments to Canada, a minimum charge of \$400 will apply.

#### Oversize Shipping Fee

Orders received for items or tops greater than 94" in length will receive a \$250 net oversized shipping fee per order. Fee not applied to orders with multi-piece tops where each section is less than 94" in length.

All prices are delivered list price effective with date printed on cover and supersedes all other published price lists. Versteel reserves the right to change prices or specifications without prior notice. Orders are accepted subject to price prevailing at time of shipment.

**versteel.com**  
Made in America  
800 876 2120