


Proudly crafted in the USA.

Seating

2025 Price List

[➔ JUMP TO PRICING](#)



VERSTEEL

A special note from

Scott Schwinghammer
President + CEO

At Versteel, we believe how a product is made is just as important as the product itself. It's an accumulation of the care, intention, and expertise that goes into building it. That's why we manufacture our furniture in Southern Indiana, where we have full visibility into every step of the process. From American steel to local supply chains, we rely on trusted materials and an exceptional team to deliver lasting quality.

When I spend time in our facilities, I'm reminded of what really sets Versteel apart: It's the people. The welders with a practiced eye, the builders who fine-tune every joint, the powder coaters who finish each piece with precision. These are the individuals who bring our products to life. Their skill, pride, and attention to detail are behind everything we make.

Yes, we're proud of our versatility, our integrity, and our design. More than anything, though, we're proud of our people. They carry forward our values and ensure that every product that leaves our doors is built to serve, built to last.

Thank you for supporting American manufacturing, and for trusting in the people who bring our furniture to life every day.

Our People are our Heart and Soul.



➔ **ABOUT US**

Product Information		Chela® Beam Seating		Elly™		Square Back Stool 29" Seat Height Armless	211
General Information	2	4-Leg Base	48	Specifications + General Information	92	Square Back Stool 24" Seat Height Arms	212
Warranty	4	Connectors	52	Upholstery + COM Information	93	Square Back Stool 29" Seat Height Arms	214
Care + Maintenance	4	Configurations	53	Planning	96	Square Back Bariatric Chair Arms	216
Quickship Program	5			How to Order	98		
Upholstery + COM Information	6	Companion™		Materials + Finishes	99		
Intellectual Properties	540	Specifications + General Information	54	Custom Charges + Alternatives	100		
Freight	541	Upholstery + COM Information	56	Options	101		
		How to Order	58	Chair	102	Nerita	
Catwalk™		Materials + Finishes	59	Two Seat	103	Specifications + General Information	218
Specifications + General Information	8	Custom Charges + Alternatives	60	Three Seat	104	Upholstery + COM Information	220
Upholstery + COM Information	9	Options	61	Bench	105	How to Order	222
Planning	12	Accessories	62	Linking Tables	106	Materials + Finishes	223
How to Order	16	Radius Back Chair Armless	64	Pull Up Table	108	Custom Charges + Alternatives	224
Materials + Finishes	17	Radius Back Youth Chair Armless	65			Sled Base	226
Custom Charges + Alternatives	19	Radius Back Chair Arms	66	Immix®		4-Leg Base	227
Power + Charging Options	20	Radius Back Chair Flip-Up Tablet Arm	68	Specifications + General Information	110	Swivel Base Casters	228
Single	22	Radius Back Chair Retractable Tablet Arm	69	Upholstery + COM Information	112	Swivel Base Glides	229
Corner	23	Radius Back Stool 24" Seat Height Armless	70	Planning	116		
End	24	Radius Back Stool 29" Seat Height Armless	71	How to Order	124		
Split Level	26	Radius Back Stool 24" Seat Height Arms	72	Materials + Finishes	125		
Bridge	27	Radius Back X Chair Arms	76	Custom Charges + Alternatives	127	OH!™	
Ottoman	28	Flared Back Chair Armless	78	Options	128	Specifications + General Information	230
Connector Tops	29	Flared Back Youth Chair Armless	79	Power/Data + Wire Management	129	Upholstery + COM Information	232
		Flared Back Chair Arms	80	22" Frame	130	Planning	234
Chela®		Flared Back Chair Flip-Up Tablet Arm	82	33" Frame	132	How to Order	238
Specifications + General Information	30	Flared Back Chair Retractable Tablet Arm	83	44" Frame	138	Materials + Finishes	239
Upholstery + COM Information	32	Flared Back Stool 24" Seat Height Armless	84	55" Frame	150	Custom Charges + Alternatives	241
How to Order	34	Flared Back Stool 29" Seat Height Armless	85	66" Frame	158	Options	242
Materials + Finishes	35	Flared Back Stool 24" Seat Height Arms	86	Curved Radius	172	Power Options	243
Custom Charges + Alternatives	36	Flared Back Stool 29" Seat Height Arms	88	Curved	176	Freestanding No Back	246
Options + Accessories	37	Flared Back Stool 24" Seat Height Armless + Arm	90	Tables	178	Freestanding With Back	247
Guest Chair	38			À la Carte	186	Freestanding Ottomans	248
Armless + Arm	38					Freestanding Tables	250
Guest Chair	39			Kompis™		Configurable No Back	252
Flip-Up Tablet Arm	39			Specifications + General Information	194	Configurable With Back	253
Sled Base Chair Armless + Arm	40			Upholstery + COM Information	196	Configurable Tables	254
Sled Base Chair Flip-Up Tablet Arm	41			How to Order	198	Privacy Screens Tackable	256
Swivel Caster Base Chair Armless + Arm	42			Materials + Finishes	199	Privacy Screens Acoustic	257
Swivel Glide Base Chair Armless + Arm	43			Custom Charges + Alternatives	200		
Sled Base Stool 24" Seat Height Armless + Arm	44			Options	201		
Sled Base Stool 29" Seat Height Armless + Arm	45			Accessories	202		
Swivel Caster Base Stool Armless + Arm	46			Square Back Chair Armless	204		
Swivel Glide Base Stool Armless + Arm	47			Square Back Chair Arms	206		
				Square Back Chair Flip-Up Tablet Arm	208		
				Square Back Stool 24" Seat Height Armless	210	Ollie™	
						Specifications + General Information	258
						Stool Construction	260
						Upholstery + COM Information	262

Ollie™ (cont...)		4-Leg Chair Ply Shell	305	Ply Beam Two Seats / One Top	378	Guest Chair Retractable Tablet Arm Right Casters	433
How to Order	264	Sled Chair Retractable Tablet Arm Poly Shell	306	Ply Beam Three Seats	393	Guest Chair Retractable Tablet Arm Left Glides	434
Finishes + Options	265	4-Leg Chair Retractable Tablet Arm Poly Shell	307	Sate™		Guest Chair Retractable Tablet Arm Left Casters	435
Round	266	Sled Chair Retractable Tablet Arm Poly Shell	308	Specifications + General Information	400	Guest Chair Oversize Tablet Arm Right Glides	436
Square	267	4-Leg Chair Retractable Tablet Arm Poly Shell	309	Upholstery + COM Information	402	Guest Chair Oversize Tablet Arm Right Casters	437
Quanta®		Sled Stool - 24"	310	How to Order	404	Guest Chair Oversize Tablet Arm Left Glides	438
Specifications + General Information	268	4-Leg Stool - 24"	311	Materials + Finishes	405	Guest Chair Oversize Tablet Arm Left Casters	439
Upholstery + COM Information	270	Sled Stool - 24"	312	Custom Charges + Alternatives	406	Stool 24" Seat Height Armless	440
How to Order	272	4-Leg Stool - 24"	313	Options + Accessories	407	Stool 24" Seat Height Arms	441
Materials + Finishes	273	Sled Stool (Mid Back) - 24"	314	Guest Chair Armless	408	Stool 29" Seat Height Armless	442
Custom Charges + Alternatives	274	4-Leg Stool (Mid Back) - 24"	315	Guest Chair Arm	409	Stool 29" Seat Height Arms	443
Options + Accessories	275	Sled Stool - 29"	316	Stool 24" Seat Height Armless	410	Guest Chair Retractable Tablet Arm	414
4-Leg Base Chair Arm + Armless	276	4-Leg Stool - 29"	317	Stool 29" Seat Height Armless	412	Swivel Base Chair Armless	416
4-Leg Base Chair Flip-Up Tablet Arm	277	Sled Stool - 29"	318	Stool 29" Seat Height Arms	413	Swivel Base Chair Arm	417
4-Leg Base Chair Retractable Tablet Arm	278	4-Leg Stool - 29"	319	Guest Chair Retractable Tablet Arm	414	Swivel Base Stool Armless	418
4-Leg Base Stool 24" Seat Height Armless + Arm	279	Sled Stool (Mid Back) - 29"	320	Swivel Base Chair Armless	416	Swivel Base Stool Arms	419
4-Leg Base Stool 29" Seat Height Armless + Arm	280	4-Leg Stool (Mid Back) - 29"	321	Swivel Base Chair Arm	417	Guest Chair Mid Back	452
Swivel Base Chair Armless + Arm	281	Swivel Base Chair Poly Shell	322	Swivel Base Stool Armless	418	Guest Chair High Back	454
Apex Base Chair Armless	282	Swivel Base Chair Poly Shell	323	Swivel Base Stool Arms	419	Easy Access Chair	456
Apex Base Chair Lounge	283	Swivel Base Stool Poly Shell	324	SIMON®		Bariatric Chair	458
Swivel Disc Base Chair Gullwing Arm + Adjustable Height	284	Swivel Base Stool Poly Shell	325	Specifications + General Information	420	Tandem Guest Mid Back	460
Swivel Disc Base Chair Gullwing Arm + Fixed Height	285	Swivel Base Stool (Mid Back) Poly Shell	326	Upholstery + COM Information	422	Tandem Guest High Back	462
Quanta® Max		Poly Beam One Seat/One Top	328	How to Order	424	Tandem 26" Bariatric Two Seats	464
Specifications + General Information	286	Poly Beam One Seat / Two Tops	333	Materials + Finishes	425	Tandem 26" Bariatric Three Seats	466
Chair Frame + Construction	288	Poly Beam Two Seats	335	Custom Charges + Alternatives	426	Tandem 30" Bariatric Two Seats	468
Beam Frame + Construction	291	Poly Beam Two Seats / One Top	342	Options + Accessories	427	Tandem 30" Bariatric Three Seats	470
Upholstery + COM Information	294	Poly Beam Three Seats	357	Guest Chair Armless Glides	428	Tandem 42" Bariatric Two Seats	472
How to Order	296	Ply Beam One Seat / One Top	364	Guest Chair Arms Casters	429	Tandem 42" Bariatric Three Seats	474
Materials + Finishes	297	Ply Beam One Seat / Two Tops	369	Guest Chair Retractable Tablet Arm Right Glides	432		
Custom Charges + Alternatives	298	Ply Beam Two Seats	371				
Options + Accessories	299						
4-Leg Wood Base Poly Shell	300						
4-Leg Wood Base Poly Shell	301						
Sled Chair Poly Shell	302						
4-Leg Chair Poly Shell	303						
Sled Chair Poly Shell	304						

The Maker Project™		Sled Chair Veneer Armless + Arm	528
Specifications + General Information	476		
Upholstery + COM Information	478	4-leg Chair Veneer Armless + Arm	529
How to Order	480		
Materials + Finishes	481	Sled Chair Upholstered Armless + Arm	530
Custom Charges + Alternatives	482		
Utility Stool	484	4-leg Chair Upholstered Armless + Arm	531
Chair + Stool	485		
Bench + Cushion	486	Sled Stool 24" Seat Height Veneer Armless + Arm	532
Maker A Bench	487		
Thea®		4-leg Stool 24" Seat Height Veneer Armless + Arm	533
Specifications + General Information	488		
Upholstery + COM Information	490	Sled Stool 24" Seat Height Upholstered Armless + Arm	534
How to Order	492		
Materials + Finishes	493		
Custom Charges + Alternatives	494	4-leg Stool 24" Seat Height Upholstered Armless + Arm	535
4-Leg Chair Armless	496		
Troupe®		Sled Stool 29" Seat Height Veneer Armless + Arm	536
Specifications + General Information	498		
Upholstery + COM Information	499	4-leg Stool 29" Seat Height Veneer Armless + Arm	537
How to Order	502		
Materials + Finishes	503		
Custom Charges + Alternatives	504	Sled Stool 29" Seat Height Upholstered Armless + Arm	538
Stool	506		
Bench	507	4-leg Stool 29" Seat Height Upholstered Armless + Arm	539
Zayn®			
Specifications + General Information	508		
Upholstery + COM Information	510		
How to Order	512		
Materials + Finishes	513		
Custom Charges + Alternatives	514		
Options	515		
Guest Chair with Glides	516		
Guest Chair with Casters	517		
Lounge Chair with Glides	518		
Stool with Glides	519		
Zuri®			
Specifications + General Information	520		
Upholstery + COM Information	522		
How to Order	524		
Materials + Finishes	525		
Custom Charges + Alternatives	526		
Options + Accessories	527		

Prices

All prices are list price, effective with date printed on cover, and supersedes all other published price lists. Orders within the 48 contiguous United States will be assessed a freight charge based on a percentage of the total list price, or a flat rate of \$300, whichever is greater. A minimum charge of \$400 will apply to all shipments to Canada. Fees will be calculated using the zone map located on page 541. Normal delivery is on a dock-to-dock basis. Additional charges may apply on special requests noted on the customer's purchase order such as inside delivery, "call before," etc. Versteel reserves the right to change prices, shipping fees, or specifications without prior notice. Orders are accepted subject to price prevailing at time of shipment.

Acknowledgement

Orders are accepted, manufactured, and invoiced in accordance with the acknowledgement. Notify Versteel immediately of any discrepancies. Acknowledged orders may not be cancelled or modified without written consent from Versteel.

Orders

All orders must be received in writing, accompanied by final material and finish specifications for order entry.

Contact Versteel

Email	contact@versteel.com
Telephone	800 876 2120
	812 634 2120

Mailing Address

Versteel
2332 Cathy Lane
Jasper, IN 47546

Telephone orders must be confirmed in writing within 24 hours, marked "Confirmation." Duplicate orders not marked "Confirmation" are the responsibility of the customer.

Credit

You are requested to enclose one bank reference and three trade references with your initial order.

Credit Cards

Versteel accepts Mastercard, Visa & AMEX credit card payment for invoiced sales. Credit card information must be presented along with the Sales Order (with a signed Credit Card Authorization Form attached). There is no cash discount extended to credit card orders. Credit cards will be charged at time of shipment. A processing fee will be applied for all credit card purchases. Processing fee will not be applied to GSA or contract orders. Versteel will not accept credit cards for payment of account balances. Credit card payment will not be accepted on orders over \$30,000.00.

Changes or Cancellation

Any change or cancellation to an order must be submitted in writing and confirmed by Versteel Customer Service before the change or cancellation is effective. Due to short lead times, any change or cancellation may result in charges if materials have entered the production process.

Shipping Schedule

All Seating 4-5 WEEKS

NOTE CHAIR ORDERS WITH COM UPHOLSTERY WILL BE SCHEDULED UPON RECEIPT OF COM UPHOLSTERY YARDAGE

Shipping

Normal delivery is on a dock-to-dock basis, F.O.B. Versteel's factory in Jasper, Indiana. Special requests such as inside delivery, "call before," etc. should be noted on the customer's purchase order and are subject to additional charges. See freight program on page 541 for shipping charges.

Chela, Companion, Kompis, Ollie, Quanta, Sate, SIMON, Socius and Zuri chairs/stools ship fully assembled. Companion Tablet Arm chairs require mounting of the tablet surface to the frame. Chela and Quanta Beam requires assembly.

Orders shipping outside of the contiguous 48 United States will have shipping quoted as a separate item.

FOB Origin, Freight Prepaid

Versteel
2332 Cathy Lane
Jasper, IN 47546

Shipping Damage Claims or Shortages

Legal title of merchandise passes to the buyer upon acceptance of the carrier. All cartons must be carefully inspected upon delivery. Visibly damaged product should not be accepted from the carrier until the damage is noted on delivery receipt. Versteel will not accept responsibility if the delivery receipt is signed as "clear". Retain any damaged goods and take photos for claim filing purposes. Details of visible damage should be noted on the delivery receipt. Shortages must be noted on the bill of lading prior to accepting the shipment.

Concealed Damage

If concealed damage is discovered, the receiver must notify the freight carrier within 5 business days from receipt of the product(s). For claim consideration the receiver must request an inspection of the damaged goods by the carrier. All damaged product and packaging should be retained and photos taken for claim filing use. Inspections must occur at the original delivery point to be considered for claim submittal. Reports of concealed damage after five business days will not be considered.

Partial Shipments

Versteel makes every attempt to ship orders complete and on schedule. However, we reserve the right to make partial shipments as product is ready, in an effort to get your order to you as quickly as possible. Invoices covering these shipments are to be paid as they become due.

Returns

No return merchandise will be accepted without Versteel's written consent and shipping instructions. Unauthorized returns will not be accepted.

Terms

Terms are 1%, 10 days, net 30 days from date of invoice.

Force Majeure

Versteel shall be excused from the duty to render timely performance of any obligation hereunder if such inability to perform is caused directly or indirectly by act of God, flood, war, riot, fire, accident, explosion, strikes or labor trouble, act of government, delay or default by a subcontractor or supplier of materials or services, transportation difficulty or delay, the existence of any circumstances making performance commercially impracticable or any other cause beyond Versteel's reasonable control. Buyer's obligation to make any payment due and owing to Versteel shall not be excused for any reason whatsoever.

Oversized Shipping Fee

Orders received for items or tops greater than 94" in length will receive a \$250 net oversized shipping fee per order. Fee not applied to orders with multi-piece tops where each section is less than 94" in length.

Warranty

All table and seating products manufactured by Versteel are guaranteed by a Lifetime Warranty against defects in materials and workmanship from the date of purchase. Products manufactured/adapted for use in a Pavilion or Pop-Up setting are covered under a three (3) year warranty against defects in materials and workmanship from date of purchase.

Electrical items manufactured by Versteel are guaranteed against defect for a period of five (5) years from date of purchase.

Electrical items not manufactured by Versteel are covered by the manufacturers under their specified warranty.

Consumables such as gas cylinders, casters and glides are covered for a period of one (1) year. Adjustable height bases with crank and counterbalanced components are covered under a two (2) year warranty. Versteel will not cover labor costs associated with replacing the casters or glides.

Wood veneer is warranted for a period of ten (10) years. Natural variations in grain, color or texture of wood should not be construed as defects under this warranty.

Versteel will replace or repair (at our discretion) without cost to our customers any item manufactured by Versteel found to be defective as a result of defective material or workmanship and is still owned by the original purchaser. We will not, however, repair any item which is not properly installed, maintained, is abused or subject to any use other than that which was originally intended. Warranty does not cover normal wear and tear of the product, which is expected over the course of ownership. In no event shall liability under this warranty exceed the original purchase price.

Pavilion and Pop-Up products must be covered and out of direct sunlight. Use location must be a minimum of 100 miles from saltwater.

Warranty on plastic laminates, solid surface materials and upholstery is not covered by Versteel but is covered by each manufacturer under their specified warranty only. All foams, fabrics and vinyls are prone to stretch and loosen over time through normal use. This natural effect, called puddling, is covered for a period of one (1) year from the date of purchase.

There are no other warranties expressed or implied.

Care of Wood Chair Parts

Clean all surfaces frequently with water-dampened soft cloth, moving the cloth with the grain direction. Quickly buff dry. Immediately remove any liquids that come in contact with wood surfaces using a blotting action to absorb liquid. Lift objects to move them. Never pull them across the finished surface.

Avoid exposing furniture to extreme heat and cold or to wide humidity variances. Avoid exposing furniture to strong sunlight. Do not use soaps, commercial cleaners or harsh solvents (nail polish remover, acetates, etc.) as they will cause finish deterioration.

Care of Laminate Surfaces and PVC Edges

Clean with a mild soap solution and rinse with clean, clear water. Wipe the entire surface, moving with the pattern and follow with a clean, dry soft cloth.

Care of Powder Coat and Nickel Frames

Clean with a mild soap solution and rinse with clean, clear water. Wipe the entire surface and follow with a clean, dry cloth to buff dry.

Care of Chrome Frames

Clean with a wet cloth or window cleaner. For scuff marks or heavy soiling, a non-abrasive automotive chrome polish can be applied as directed.

Maintenance of Mechanical Parts

Clean any lint or debris from the moving parts of the mechanisms. Do not apply lubricant. Mechanisms have been designed and tested to not require lubrication under normal conditions.

Care of Upholstery Surfaces

For Versteel standard fabrics and vinyls, consult the back of the appropriate swatch card for cleaning codes and any specific instructions. For COM materials, consult with the individual textile manufacturer for cleaning codes and any specific instructions pertaining to your particular fabric.

Care of Poly Parts

Clean with a mild soap solution and rinse with clean water. Avoid exposure to harsh or acidic solvents (nail polish remover, orange cleaner, bleach, etc.) as it will cause finish deterioration.

BIFMA

All Versteel products are constructed to pass the relevant ANSI/BIFMA standards. For more detailed specifications by series and base style, contact Versteel Customer Service at 800.876.2120.

Quickship Program

QS Available on select products in the Chela, Companion, Kompis, SIMON, OHI, Quanta Max, The Maker Project and Troupe seating lines along with select products in Deci, Paces, Performance, Vela and Wavelink table lines.

The Versteel Quickship Program consists of up to 50 tables, 25 tables with modesty panels or 100 chairs in 10 working days from time of order (received by 12pm EST).

Orders must be accompanied by final material and finish specifications for order entry. They must be clearly marked "Quickship" and consist of products from the program. Quickship orders cannot be changed or cancelled, and credit approval must be acquired within 24 hours.

For additional information see Versteel.com

Standard Versteel Upholstery

Standard Versteel Upholstery offers a range of materials, from fabrics in a variety of colors and textures to vinyls for soil resistance. Please refer to Versteel's fabric cards, or the "Materials and Finishes" section of our website for reference information.

Grade-In Upholstery

Versteel has coordinated with upholstery manufacturers to simplify your order process. Many of the manufacturers' offerings have been pre-approved for application on Versteel Seating.

Contact Versteel Customer Service with your selected fabric choice to be graded in. They will supply you with the appropriate grade-in designator. On your purchase order, complete the information with the pattern name, color description and grade-in designator, and Versteel will take it from there.

Customer's Own Material

Customer's Own Materials (COM's) are not an issue on Versteel Seating. Many COM's are pre-approved for application on Versteel Seating. Call Versteel Customer Service with your COM selection to determine if it has been pre-approved. If your selection has not been pre-approved, reference the "Receiving COM Approval" section below. We will not produce products with textiles containing fire retardant materials.

Receiving COM Approval

Not all materials are suitable for upholstery on all chairs. A 12" X 12" memo sample must be supplied for approval before a COM material is accepted for an order. If the material is directional in pattern or weave, the pattern repeat (in inches) in both directions or the weave direction must be supplied.

Excess COM

Versteel will not store excess COM for more than 30 days after the order has been completed. If excess material is to be returned after order completion, send the request to Versteel Customer Service prior to acknowledge ship date. It is the customer's responsibility to arrange for the return of the material "freight collect."

COM Requiring Application Test

If an application test is required for your selected COM, send test sample material along with the following:

- Name and return address
- Chair model selected
- Sketch showing special requirements for the positioning of the material's pattern on the chair seat and chair back, if special considerations are required.

NOTE ALL UPHOLSTERIES ARE CUT UP THE ROLL TO MAXIMIZE YIELD AND WEAR PERFORMANCE

Ship COM to:

Versteel
2332 Cathy Lane
Jasper, IN 47546

COM must be shipped to the factory with transportation costs "prepaid." If material is considered defective or unusable, it will be returned "transportation collect."

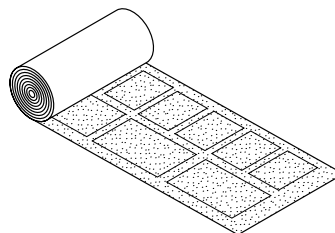
For standard lead time orders, tag fabric with purchase order number and identify with project number if possible.

Application of Directional Fabrics

Due to the upholstering process, some fabrics not considered directional by the supplier may be considered directional by Versteel.

With the exception of OH! and Zayn all COM's are cut "up the roll" unless otherwise directed by the customer (see illustration below).

EXAMPLE PATTERN CUT UP THE ROLL



If special cutting or upholstery application is required, you must indicate requirement at time of order entry.

Patterned COM Additional Yardage Guide

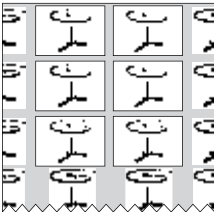
Use the guide below to aid in ordering the appropriate COM fabric when needing to match a pattern with a repeat. To use this guide, add the vertical and horizontal repeats together (e.g. a 5" vertical repeat plus an 11" horizontal repeat gives a 16" total). Then find the appropriate entry on the chart, and increase the yardage estimate by the percentage indicated.

For example: The yardage estimate is 8 yards of 54" wide fabric and the pattern has a repeat of 11" horizontal and 5" vertical. Add up the repeats (11" + 5" = 16") and find the appropriate entry - 15% in this example. Fifteen percent more fabric is required to match the pattern. 8 yards plus an extra 15% is 9.2 yards.

Fabric Width	Plain Fabric	3" - 14" Repeat	15" - 19" Repeat	20" - 27" Repeat	28" - 36" Repeat	37" - 45" Repeat	46" - 54" Repeat
54"	0%	10%	15%	20%	25%	30%	35%
50" - 52"	10%	20%	25%	30%	35%	40%	45%

Decorative Patterns

Yardage requirements are greatly affected by the size of the repeat and the print or pattern of the material. Versteel cuts all seating patterns with aesthetic concerns in mind for high quality and consistency. Refer to the COM listing for the yardage required for pattern repeat.





Catwalk is a modular soft-seating series featuring low, mid and high ledge heights that allow you to create endless configurations. Ledges may be specified in laminate, veneer or upholstery.

Features

The seat height for all catwalk units is 17 ½" tall. The unit to unit connection points for all seating models, along with same cushion dimensions, allow for easy configuration changes in the field.

Legs

Legs are 1 ¼" diameter steel tube with adjustable nylon glides.

Cat's Paw™

Every Catwalk unit is shipped with Cat's Paw linking brackets to ensure units remain connected in desired configuration. This unique design requires no tools to link units, and allows the brackets to remain on the unit when not in use.

Connector Tops

Two connector tops: rectangle and wedge may be specified to be linked to any catwalk upholstered unit. Available in laminate or veneer, these tops must be used between two units. They cannot be used at the beginning or an end of a run.

Power

If you desire USB charging the Salt unit is a perfect solution offering three different charging options. The Pepper unit is available when a power outlet is required. Additional information can be found on page 14.

Shipping Schedule

Standard Items

Fully Upholstered	4-5 WEEKS
Laminate, PVC Edge	4-5 WEEKS
Laminate, Wood Edge	4-5 WEEKS
Veneer, Wood Edge	6-8 WEEKS

Contact Versteel for special lead time requests.

BIFMA

All Versteel products are constructed to pass the relevant ANSI/BIFMA standards. For more detailed specifications by series and base style, contact Versteel Customer Service at 800.876.2120.

Additional information regarding warranty, terms and conditions, shipping, care and maintenance, etc. can be found in the All Seating price list.

Standard Versteel Upholstery

Standard Versteel Upholstery offers a range of materials, from fabrics in a variety of colors and textures to vinyls for soil resistance. Please refer to Versteel's fabric cards or the "Materials + Finishes" section of our website for information.

Grade-In Upholstery

Versteel has coordinated with upholstery manufacturers to simplify your order process. Many of the manufacturers' offerings have been pre-approved for application on Versteel Seating.

Contact Versteel Customer Service with your selected fabric choice to be graded in. You will be supplied with the appropriate grade-in designator. On your purchase order, complete the information with the pattern name, color description and grade-in designator, and Versteel will take it from there.

Customer's Own Material

Customer's Own Materials (COM's) are not an issue on Catwalk. Many COM's are pre-approved for application on Versteel Seating. Call Versteel Customer Service with your COM selection to determine if it has been pre-approved. If your selection has not been pre-approved, reference the "Receiving COM Approval" section below.

Receiving COM Approval

Not all materials are suitable for upholstery on Catwalk. A 12" x 12" memo sample must be supplied for approval before a COM material is accepted for an order. If the material is directional in pattern or weave, the pattern repeat (in inches) in both directions or the weave direction must be supplied.

Excess COM

Versteel will not store excess COM for more than 30 days after the order has been completed. If excess material is to be returned after order completion, send the request to Versteel Customer Service prior to acknowledged ship date. It is the customer's responsibility to arrange for the return of the material "freight collect."

COM Requiring Application Test

If an application test is required for your selected COM, send test sample material along with the following.

1. Name and return address
2. Model selected
3. Sketch showing special requirements for the positioning of the materials' pattern on the seat and ledge, if special considerations are required.

NOTE ALL UPHOLSTERIES ARE CUT UP THE ROLL TO MAXIMIZE YIELD AND WEAR PERFORMANCE

Ship COM to:

Versteel
2332 Cathy Lane
Jasper, IN 47546

COM must be shipped to the factory with transportation costs "prepaid." If material is considered defective or unusable, it will be returned "transportation collect."

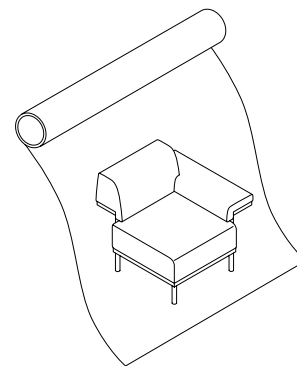
For standard lead time orders, tag fabric with purchase order number and identify with project number if possible.

Application of Directional Fabrics

Due to the upholstering process, some fabrics not considered directional by the supplier may be considered directional by Versteel.

All COM's are cut "up the roll" unless otherwise directed by the customer (see illustration below).

EXAMPLE PATTERN CUT "UP THE ROLL"



If special cutting or upholstery application is required, you must indicate requirement at time of order entry.

Catwalk COM Yardage Requirements

COM yardage requirements are calculated based on a material width of 54" and a repeat of 2" or less. For material less than 54" wide, contact Versteel for yardage requirements. Use the chart below as a guide to calculate your COM yardage. The "Same" column is for those units that are specified with the same fabric on the seat and the ledge. For quantities greater than 6, contact Versteel Customer Service for calculation of COM yardage by model.

Quantity of Units	1			2			3			4			5			6		
	Seat	Ledge	Same	Seat	Ledge	Same	Seat	Ledge	Same	Seat	Ledge	Same	Seat	Ledge	Same	Seat	Ledge	Same
Single																		
w/Ledge	2.0			3.0			4.0			5.0			6.0			6.5		
w/Low Bumper Ledge	2.0	1.0	2.0	3.0	1.5	3.5	4.0	1.5	5.0	5.0	1.5	6.0	6.0	2.0	7.0	6.5	2.5	8.0
w/Low Padded Ledge	2.0	1.0	3.0	3.0	2.0	5.0	4.0	2.0	6.0	5.0	2.5	7.5	6.0	3.0	9.0	6.5	3.5	10.0
w/Mid Padded Ledge	2.0	1.5	3.5	3.0	2.0	5.0	4.0	2.5	6.5	5.0	3.5	8.5	6.0	3.5	9.5	6.5	4.5	11.0
w/High Padded Ledge	2.0	1.5	3.5	3.0	2.5	5.5	4.0	3.0	7.0	5.0	4.0	9.0	6.0	4.5	10.5	6.5	5.5	12.0
Corner																		
w/Ledge	2.0			3.0			4.0			5.0			6.0			6.5		
w/Low Bumper Ledge	2.0	1.5	3.5	3.0	1.5	4.5	4.0	2.5	6.5	5.0	3.0	8.0	6.0	3.5	9.5	6.5	4.0	10.5
w/Low Padded Ledge	2.0	2.0	4.0	3.0	3.5	6.5	4.0	5.0	9.0	5.0	6.0	11.0	6.0	7.5	13.5	6.5	9.0	15.5
w/Mid Padded Ledge	2.0	3.0	5.0	3.0	4.5	7.5	4.0	6.0	10.0	5.0	8.0	13.0	6.0	9.5	15.5	6.5	11.0	17.5
w/High Padded Ledge	2.0	3.5	5.5	3.0	5.5	8.5	4.0	7.5	11.5	5.0	9.5	14.5	6.0	11.5	17.5	6.5	13.5	20.0
End																		
w/Low Pad Ledge + Mid Padded Ledge	2.0	2.5	4.5	3.0	3.5	6.5	4.0	5.0	9.0	5.0	5.5	10.5	6.0	7.0	13.0	6.5	8.0	14.5
w/Low Pad Ledge + High Padded Ledge	2.0	2.5	4.5	3.0	4.0	7.0	4.0	5.5	9.5	5.0	6.5	11.5	6.0	8.0	14.0	6.5	9.5	16.0
Split Level																		
w/Top	2.0			3.0			4.0			5.0			6.0			6.5		
w/Low Padded Top	2.0	2.0	4.0	3.0	3.5	6.5	4.0	4.0	8.0	5.0	5.5	10.5	6.0	5.5	11.5	6.5	7.5	14.0
w/Mid Padded Top	2.0	2.0	4.0	3.0	4.0	7.0	4.0	5.0	9.0	5.0	6.5	11.5	6.0	7.5	13.5	6.5	9.5	16.0
Bridge Models																		
w/Top	3.0			5.0			6.5			8.5			11.5			13.5		
w/Low Padded Top	3.0	2.0	5.0	5.0	3.5	8.5	6.5	4.0	10.5	8.5	5.5	14.0	11.5	5.5	17	13.5	7.5	21.0
w/Mid Padded Top	3.0	2.0	5.0	5.0	4.0	9.0	6.5	5.0	14.5	8.5	6.5	15.0	11.5	7.5	19	13.5	9.5	23.0
Ottoman																		
Seat Only	2.0			3.0			4.0			5.0			6.0			6.5		

Patterned COM Additional Yardage Guide

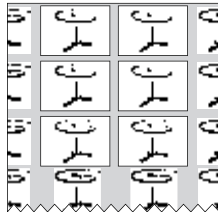
Use the guide below to aid in ordering the appropriate COM fabric when needing to match a pattern with a repeat. To use this guide, add the vertical and horizontal repeats together (e.g. a 5" vertical repeat plus an 11" horizontal repeat gives a 16" total). Then find the appropriate entry on the chart, and increase the yardage estimate by the percentage indicated.

For example: The yardage estimate is 8 yards of 54" wide fabric and the pattern has a repeat of 11" horizontal and 5" vertical. Add up the repeats ($11" + 5" = 16"$) and find the appropriate entry - 15% in this example. Fifteen percent more fabric is required to match the pattern. 8 yards plus an extra 15% is 9.2 yards.

Fabric Width	Plain Fabric	3" - 14" Repeat	15" - 19" Repeat	20" - 27" Repeat	28" - 36" Repeat	37" - 45" Repeat	46" - 54" Repeat
54"	0%	10%	15%	20%	25%	30%	35%
50" - 52"	10%	20%	25%	30%	35%	40%	45%

Decorative Patterns

Yardage requirements are greatly affected by the size of the repeat and the print or pattern of the material. Versteel cuts all seating patterns with aesthetic concerns in mind for high quality and consistency. Refer to the COM listing for the yardage required for pattern repeat.



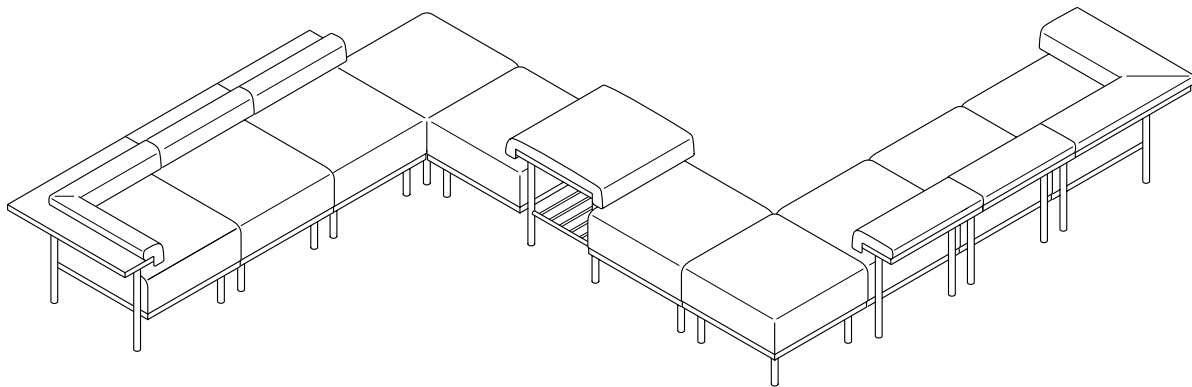
Linking Configurations

All Catwalk models can be combined to create configurations for relaxation, studying, collaboration, etc. Mix and match different ledge heights and styles along with the ottoman or one of the connector tops. When using a connector top keep in mind it must be used between non-ledge sides of two units.

Configuration Examples

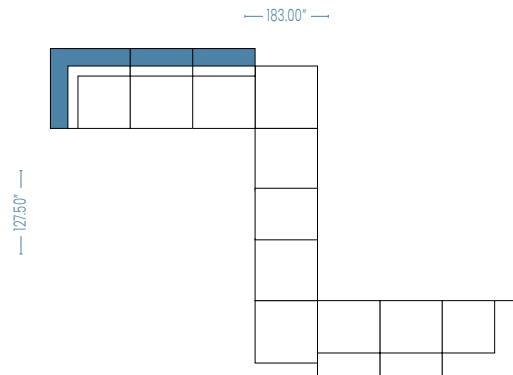
Versteel will help you with your configuration if you have concerns. Simply call Customer Service and provide the dimensions of your space and the type of configuration you desire. Like any other space planning, it is helpful to know where the power sources are, as well as windows, doors and other obstructions and proposed traffic patterns.

Shown below and on the following pages are some idea starters. Units are priced with a powder coat frame, grade 2/COM fabric, laminate ledge and PVC edge.

**Zig Zag Configuration**

- (1) CW3030 L02LP
- (2) CW2430 L02LP
- (2) CW2424
- (1) CW2466 L03P
- (2) CW2431 L03P
- (1) CW3131 L03P

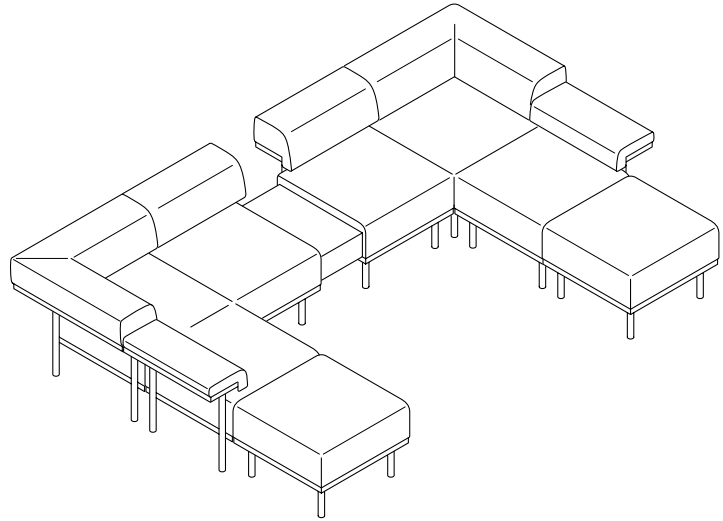
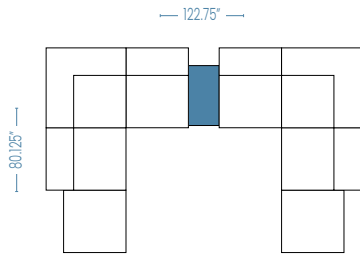
Total List: \$23,042



U Configuration

- (2) CW2424
- (2) CW2431 L03P
- (2) CW3131 M03P
- (2) CW2431 M03P
- (1) CW1223RE

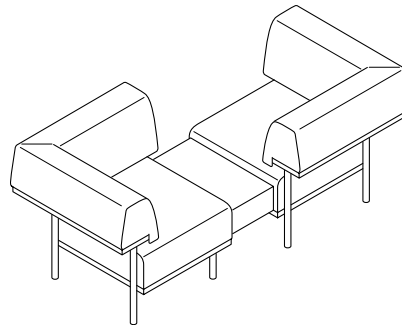
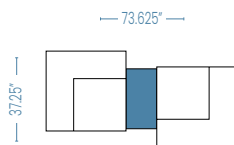
Total List: \$20,981



Conversation Configuration

- (2) CW3131 H03P
- (1) CW1223RE

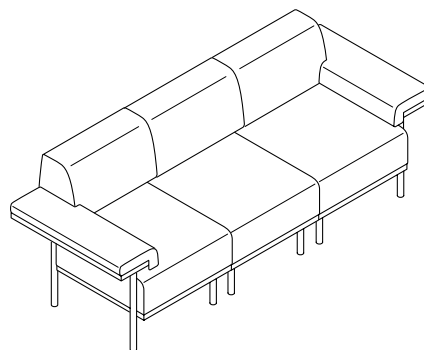
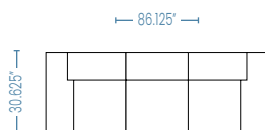
Total List: \$7,979



Sofa Configuration

- (1) CW3131 LRHB03P
- (1) CW2431 H03P
- (1) CW3131 LLHB03P

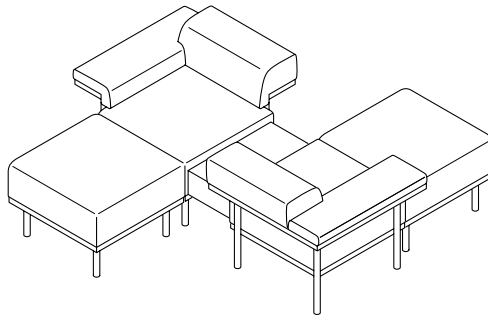
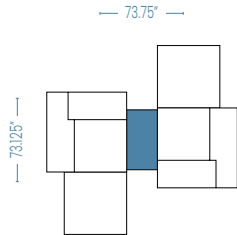
Total List: \$8,905



Chaise Configuration

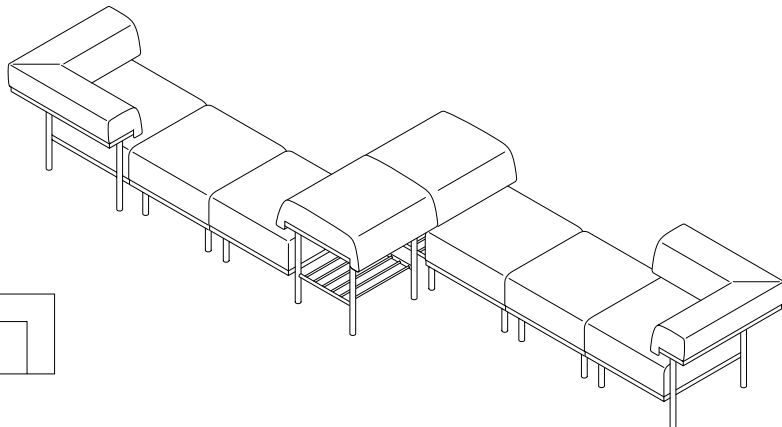
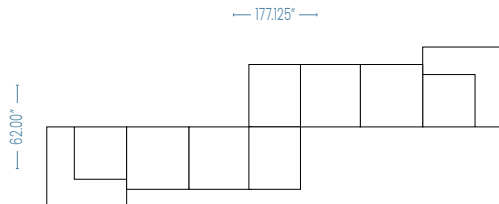
- (2) CW2424
 (2) CW3131 LRMB03P
 (1) CW1223RE

Total List: \$11,023


Offset Inline Configuration

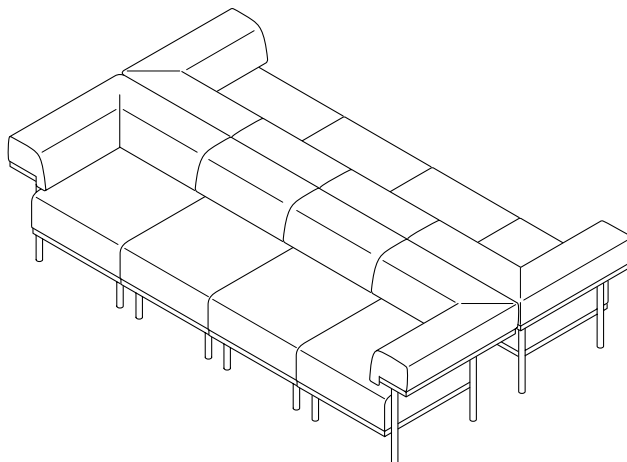
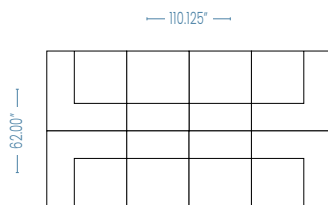
- (2) CW3131 M03P
 (2) CW2424
 (2) CW2446 M03P

Total List: \$16,420


Back to Back Configuration

- (4) CW3131 M03P
 (4) CW2431 M03P

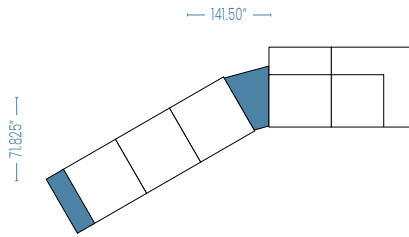
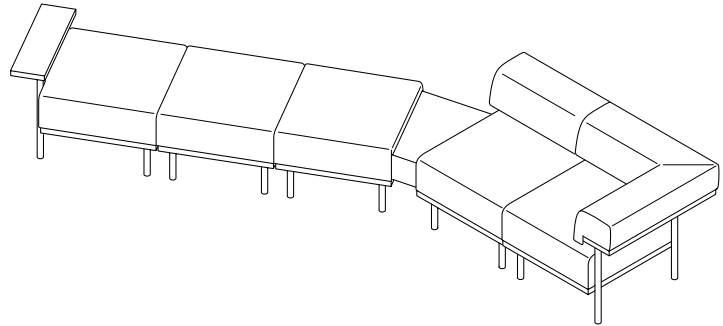
Total List: \$23,052



Angled Configuration

- (1) CW2430 L01LP
- (2) CW2424
- (1) CW30D18WG
- (1) CW2431 M03P
- (1) CW3131 M03P

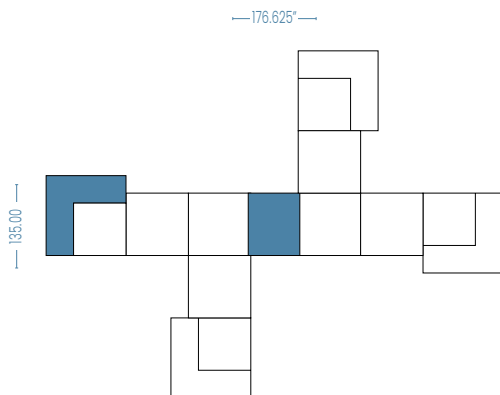
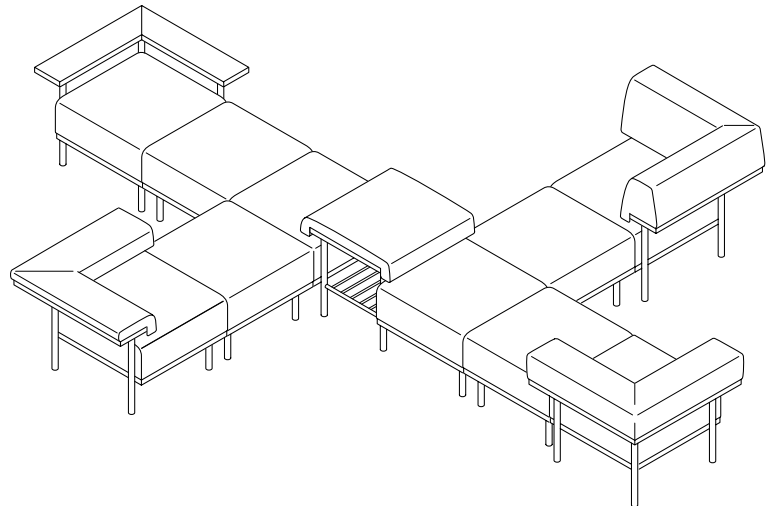
Total List: \$12,664



Pinwheel Configuration

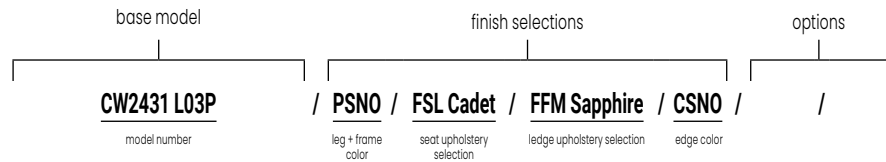
- (1) CW2466 L03P
- (4) CW2424
- (1) CW3131 L03P
- (1) CW3030 L01LP
- (1) CW3131 H03P
- (1) CW3131 M03P

Total List: \$23,076



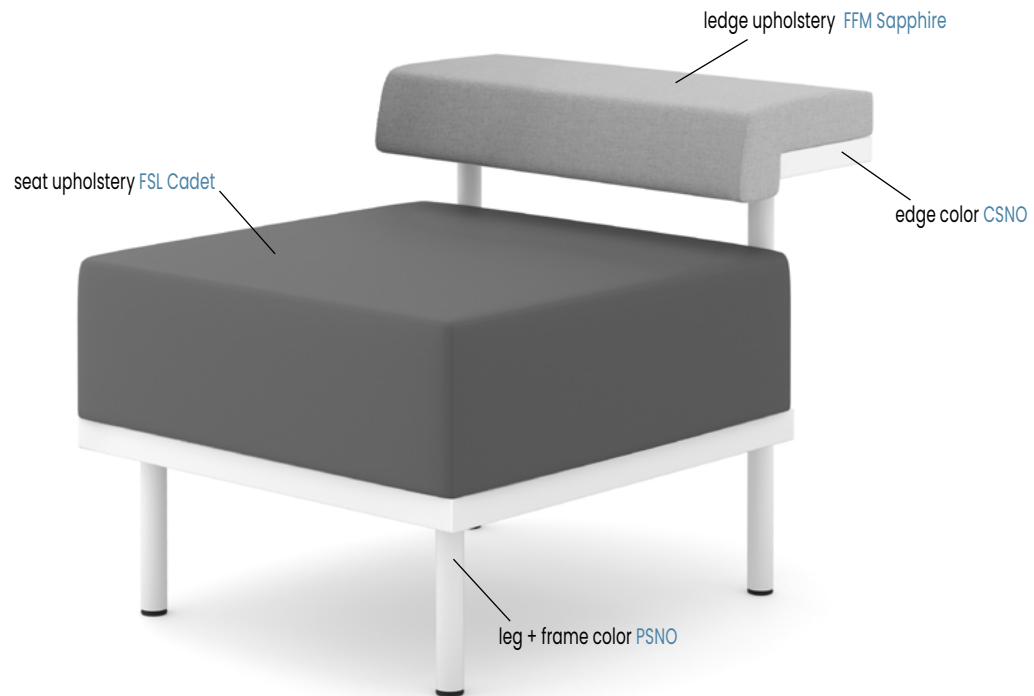
To Order, Specify...

- 1 Model Number, include edge style
- 2 Leg + Frame Color
- 3 Seat Upholstery Selection
- 4 Bumper Upholstery Selection
- 5 Ledge Material
 - a. Laminate manufacturer + color
 - b. Veneer species + finish color
 - c. Upholstery Selection
- 6 Ledge Edge Color or Finish
- 7 Additional Options



A **CW2431 L03P** is a Catwalk series, single with upholstered seat and upholstered low padded ledge and flat PVC edge.

The codes **PSNO / FSL Cadet / FFM Sapphire / CSNO** specify Snow legs and frame color with Grade 3 Solitaire Cadet upholstery for the seat and a Grade 4 Faux Mo Sapphire fabric for the ledge with a Snow PVC edge.

Model Number **CW2431 L03P**

Orders may be sent via
Mailing Address

Versteel
 2332 Cathy Lane
 Jasper IN 47546

Contact Versteel

Email	contact@versteel.com
Phone	800 876 2120
	812 634 2120

Powder Coat Finishes

All powder coat finishes in the Versteel offering have been formulated with the use of epoxy, polyester or epoxy and polyester blends to maximize the finish durability.

Powder Coat Finish Options

Powder Coat – Standard	.n/c
Powder Coat – Premium	\$165

Powder Coat Colors

Alloy	.PALY	Navy	.PNAV
Amethyst	.PAME	Nimbus	.PNIM
Anthracite	.PANT	Nutmeg	.PNUT
Black Anodized	.PBLA	Pearl	.PPEA
Bronze	.PBRO	Pebble	.PPEB
Calypso	.PCAL	Platinum	.PPLA
Carbon	.PCAR	Poppy	.PPOP
Champagne	.PCHA	Royal	.PROY
Coconut	.PCOC	Seaside	.PSEA
Crimson	.PCRI	Shipyard	.PSHI
Daffodil	.PDAF	Silver	.PSIL
Ebony	.PEBO	Snow	.PSNO
Forest	.PFOR	Stone	.PSTO
Fossil	.PFOS	Storm	.PSTM
Graphite	.PGRA	Terra Cotta	.PTEC
Hope	.PHOP	Whisper	.PWHI
Kelly Green	.PKEG	White Linen	.PWHL
Mica	.PMIC	Powder Coat Alternative	.OPA
Mint	.PMNT		

NOTE TRANSPARENT POWDER COATS ARE NOT AVAILABLE ON CATWALK

Premium Powder Coats (indicated by 📌)

Versteel's premium process uses specially formulated powder coats for a truly unique color palette.

Plated

Versteel offers two plated options: Chrome and Nickel. Chrome is our most durable finish available and is a deep luster chrome plated finish. Nickel is a plated finish with a clear coat applied for durability. An upcharge applies for plated finishes. See product pricing pages for upcharge.

Chrome	.ECHR
Nickel	.ENKL

Laminate

Versteel's standard offering of laminates includes over 900 laminates from Formica, Nevamar, Pionite and Wilsonart.

Laminate manufacturers change standard offerings frequently, making it possible a standard product can become unavailable. Versteel cannot be responsible for any inconvenience this may cause.

PVC Edge Colors

Absolute Acajou	.CABA	Nimbus	.CNIM
Alloy	.CALY	Pearl	.CPEA
Carbon	.CCAR	Platinum	.CPLA
Champagne	.CCHA	Pralines & Cream	.CPRC
Coconut	.CCOC	Shadow	.CSHA
Ebony	.CEBO	Snow	.CSNO
Florence Walnut	.CFLW	Stone	.CSTO
Fossil	.CFOS	Storm	.CSTM
Grahitte	.CGRA	Whisper	.CWHI
Grey	.CGRE	White Linen	.CWHL
Kensington Maple	.CKEM		

Wood Edge Species

Ash	.A01	Maple	.M01
Cherry	.C01	Walnut	.W01

Wood Edge Finishes

Ash			
Beach	.WBEA	Fog	.WFOG
Chestnut	.WCHE	Pebble	.WPEB
Drift	.WDRI	Whisper	.WWHI
Fawn	.WFAW		

Cherry

Blossom Cherry	.WBLC	Java Cherry	.WJAC
Cordovan Cherry	.WCNC	Millwork Cherry	.WMWC
Golden Cherry	.WGNC		

Maple

Caramel Maple	.WCMM	Sugar Maple	.WSUM
Solar Maple	.WSLM		

Walnut

Brighton Walnut	.WBRW	Natural Walnut	.WNAW
Espresso Walnut	.WESW		

Veneer

Catwalk ledges are available with plain sliced Ash, Cherry, Maple and Walnut veneers.

Veneer Species

Ash	AP01	Maple.	MP01
Cherry	CP01	Walnut	WP01

Veneer Finish

Ash

Beach.	VBEA	Fog	VFOG
Chestnut.	VCHE	Pebble	VPEB
Drift	VDRI	Whisper	VWHI
Fawn	VFAW		

Cherry

Blossom Cherry	VBLC	Java Cherry.	VJAC
Cordovan Cherry	VCNC	Millwork Cherry.	VMWC
Golden Cherry	VGNC		

Maple

Caramel Maple	VCMM	Sugar Maple	VSUM
Solar Maple.	VSLM		

Walnut

Brighton Walnut	VBRW	Natural Walnut.	VNAW
Espresso Walnut.	VESW		

Finish Reference & Samples

For finish color reference, please refer to our website. Contact Versteel Customer Service to receive actual color samples for color matches and final color approval.

Powder Coat Alternative**Call for quotation**

Specify code **OPA** (Powder Coat Alternative), add cost from Versteel quotation

Powder Coat Alternative is available from Versteel. The entire RAL color reference along with hundreds of other color and finishes are available.

For Powder Coat Alternative matching, you must supply a color reference sample, or an RAL number. Versteel will review the sample for possible existing colors available and send a sample for customer approval. If no color match exists a custom match can be developed. Call Versteel Customer Service for associated upcharges on custom color development.

NOTE CUSTOM COLOR MATCHING APPROVALS MAY AFFECT STANDARD PRODUCTION SCHEDULES

Special Laminate**Call for quotation**

Specify code **TSP** (Special Laminate), indicate the quoted charges per table

Special laminates and patterns can be specified as an option on Troupe. To specify, contact Versteel for availability and pricing.

NOTE LAMINATES IN STANDARD COLORS AND TEXTURES FROM FORMICA, NEVAMAR, PIONITE AND WILSONART ARE STANDARD

CAUTION LAMINATE MANUFACTURERS CHANGE STANDARD OFFERINGS FREQUENTLY, AND IT IS POSSIBLE THAT A STANDARD PRODUCT CAN BECOME UNAVAILABLE. VERSTEEL CANNOT BE RESPONSIBLE FOR ANY INCONVENIENCE THIS MAY CAUSE.

Custom PVC Color Match**Call for quotation / one time charge per color, per order**

Specify code **OCF** (Custom PVC Color Match), add cost from Versteel quotation

PVC Color Match can be the selection of a color that is available from a Versteel supplier or a new custom color developed for the order. Minimum footage requirements mean that the amount of material needed for your order will effect the cost.

For PVC Color Matching you must supply a color reference sample. Versteel will review the sample for possible existing colors available and send a sample for customer approval. If no color match exists, a custom match will be developed and sampled for customer approval before a production schedule is established.

NOTE CUSTOM COLOR MATCHING APPROVALS MAY AFFECT STANDARD PRODUCTION SCHEDULES

Stain Finish Match**\$957 / one time charge per finish, per order**

Specify code **OSM** (Stain Finish Match), add \$957.00 list per finish, per order

Alternative Stain Finishes are available for veneer and wood edged tops.

For Stain Finish Matching you must supply two 4" x 4" finish color and grain reference samples. An expertly finish matched sample will be provided for customer approval.

NOTE CUSTOM COLOR MATCHING APPROVALS MAY AFFECT STANDARD PRODUCTION SCHEDULES

Veneer or Wood Edge Alternatives

For veneer or wood edge requirements other than our standard plain sliced Ash, Cherry, Maple or Walnut, contact Versteel Customer Service with the specifications of the materials you would like to specify.

NOTE VENEER OR WOOD EDGE ALTERNATIVES APPROVAL MAY AFFECT STANDARD PRODUCTION SCHEDULES

Wood Finish Alternatives

Versteel finish has a natural grain fill level finish appearance, contact Versteel Customer Service for alternative fill levels. Coarse grain will require additional application steps for a full-fill grain appearance and will require a quote.

NOTE WOOD FINISH ALTERNATIVE APPROVAL MAY AFFECT STANDARD PRODUCTION SCHEDULES

Salt or Pepper

Individual dual USB charger or power outlet for easy, quick access applications.

SPECIFICATIONS

- Salt or Pepper hole mount is 1 3/4" diameter
- Spill-proof power simplex
- Square grommet
- 72" long power cord

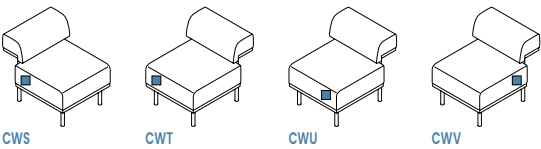
Model	Description	
SSLT3	One (1) single port high power USB C charger	\$435 list
SSLT4	One (1) USB A + USB C Charger	\$262 list
SPPR	One (1) power outlet	\$115 list

Unit Color

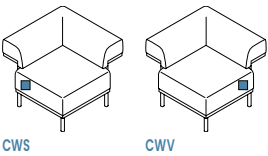
BERP	Berry	n/c
BLKP	Black	n/c
DSKP	Dusk	n/c
FOGP	Fog	n/c
HNYP	Honey	n/c
NVYP	Navy	n/c
PCKP	Peacock	n/c
PPYP	Poppy	n/c
SRMP	Storm	n/c
WHTP	White	n/c

Model Example: SSLT4-BLKP

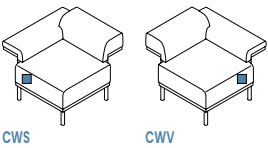
Single



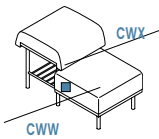
Corner



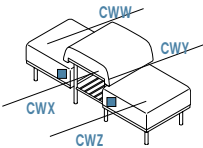
End (electrical on same side as low padded ledge only)



Split Level



Bridge




Questions?

800 876 2120

					material/fabric grade >	2/COM	3	4	5	6
	Description	Model#	Product Wt	Dimensions						
	Single with Ledge Seat: Upholstered		44	Overall Height: 22" Overall Width: 30¼" Overall Depth: 24"	Seat Height: 17½" Seat Width: 23" Seat Depth: 24" Ledge Depth: 7¼"					
	Ledge: Laminate/Flat PVC	CW2430 L01LP				1992	2132	2412	2833	3394
	Ledge: Laminate/Flat Wood	CW2430 L01LW				2170	2310	2590	3011	3572
	Ledge: Veneer/Flat Wood	CW2430 L01VW				2527	2667	2948	3368	3930
	Single with Low Bumper Ledge Seat: Upholstered		46	Overall Height: 24¼" Overall Width: 30¼" Overall Depth: 24"	Seat Height: 17½" Seat Width: 20¾" Seat Depth: 24" Ledge Depth: 6¼"					
	Ledge: Laminate/Flat PVC	CW2430 L02LP				2324	2534	2954	3585	4427
	Ledge: Laminate/Flat Wood	CW2430 L02LW				2502	2712	3132	3763	4605
	Ledge: Veneer/Flat Wood	CW2430 L02VW				2857	3067	3489	4120	4960
	Single with Low Padded Ledge Seat: Upholstered		48	Overall Height: 24¾" Overall Width: 30¾" Overall Depth: 24"	Seat Height: 17½" Seat Width: 20¾" Seat Depth: 24" Ledge Depth: 10½"					
	Ledge: Upholstered/Flat PVC	CW2431 L03P				2371	2581	3001	3632	4474
	Ledge: Upholstered/Flat Wood	CW2431 L03W				2548	2759	3179	3810	4651
	Single with Mid Padded Ledge Seat: Upholstered		53	Overall Height: 28" Overall Width: 30¾" Overall Depth: 24"	Seat Height: 17½" Seat Width: 20¾" Seat Depth: 24" Ledge Depth: 10½"					
	Ledge: Upholstered/Flat PVC	CW2431 M03P				2559	2840	3400	4242	5364
	Ledge: Upholstered/Flat Wood	CW2431 M03W				2738	3018	3579	4419	5542
	Single with High Padded Ledge Seat: Upholstered		55	Overall Height: 32" Overall Width: 30¾" Overall Depth: 24"	Seat Height: 17½" Seat Width: 20¾" Seat Depth: 24" Ledge Depth: 10¾"					
	Ledge: Upholstered/Flat PVC	CW2431 H03P				2596	2876	3438	4279	5400
	Ledge: Upholstered/Flat Wood	CW2431 H03W				2774	3055	3616	4457	5578

To Order, Specify...

- ① Model Number
- ② Leg + Frame Color
- ③ Seat Upholstery Selection
- ④ Bumper Upholstery Selection
- ④ Ledge Material
 - a. Laminate Manufacturer + Color
 - b. Veneer Species + Finish Color
 - c. Upholstery Selection
- ⑥ Ledge Edge Color or Finish
- ⑦ Additional Options



material / fabric grade >						2/COM	3	4	5	6
Description	Model#	Product Wt	Dimensions							
	Corner with Ledge Seat: Upholstered	53	Overall Height: 22" Overall Width: 30 1/4" Overall Depth: 30 1/4"	Seat Height: 17 1/2" Seat Width: 23" Seat Depth: 23" Ledge Depth: 7 1/4"						
	Ledge: Laminate/Flat PVC	CW3030 L01LP			2183	2324	2604	3025	3585	
	Ledge: Laminate/Flat Wood	CW3030 L01LW			2540	2681	2961	3382	3942	
	Ledge: Veneer/Flat Wood	CW3030 L01VW			3254	3394	3675	4095	4656	
	Corner with Low Bumper Ledge Seat: Upholstered Bumper: Upholstered	56	Overall Height: 24 1/4" Overall Width: 30 1/4" Overall Depth: 30 1/4"	Seat Height: 17 1/2" Seat Width: 20 3/4" Seat Depth: 20 3/4" Ledge Depth: 6 1/4"						
	Ledge: Laminate/Flat PVC	CW3030 L02LP			2729	3010	3571	4412	5534	
	Ledge: Laminate/Flat Wood	CW3030 L02LW			3086	3366	3926	4768	5890	
	Ledge: Veneer/Flat Wood	CW3030 L02VW			3799	4079	4640	5481	6603	
	Corner with Low Padded Ledge Seat: Upholstered	62	Overall Height: 24 3/4" Overall Width: 30 3/4" Overall Depth: 30 3/4"	Seat Height: 17 1/2" Seat Width: 20 3/4" Seat Depth: 20 3/4" Ledge Depth: 10 1/2"						
	Ledge: Upholstered/Flat PVC	CW3131 L03P			2850	3130	3691	4533	5654	
	Ledge: Upholstered/Flat Wood	CW3131 L03W			3207	3488	4048	4890	6012	
	Corner with Mid Padded Ledge Seat: Upholstered	72	Overall Height: 28" Overall Width: 30 3/4" Overall Depth: 30 3/4"	Seat Height: 17 1/2" Seat Width: 20 3/4" Seat Depth: 20 3/4" Ledge Depth: 10 1/2"						
	Ledge: Upholstered/Flat PVC	CW3131 M03P			3204	3554	4255	5307	6708	
	Ledge: Upholstered/Flat Wood	CW3131 M03W			3595	3910	4612	5663	7065	
	Corner with High Padded Ledge Seat: Upholstered	80	Overall Height: 32" Overall Width: 30 3/4" Overall Depth: 30 3/4"	Seat Height: 17 1/2" Seat Width: 20 3/4" Seat Depth: 20 3/4" Ledge Depth: 10 3/4"						
	Ledge: Upholstered/Flat PVC	CW3131 H03P			3344	3764	4606	5868	7550	
	Ledge: Upholstered/Flat Wood	CW3131 H03W			3700	4121	4962	6224	7907	

Leg + Frame Options

	Price
Chrome	\$ 165
Nickel	\$ 223
Powder Coat - Standard	n/c
Powder Coat - Premium	\$ 165

Power + Charging Options

See page 20 for power and charging options.

Custom Charges

	Code	Price
Powder Coat Alternative (per color)	OPA	call
Stain Finish Match	OSM	\$ 996

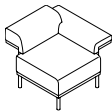
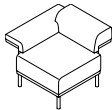
Catwalk
End
Mid Padded Ledge - Back



VERSTEEL

Questions?

800 876 2120



					material/fabric grade ›				
Description		Model#	Product Wt	Dimensions	2/COM	3	4	5	6
End Unit with Padded Ledge Low Padded Ledge: Right Mid Padded Ledge: Back Seat: Upholstered			66	Overall Height: 28" Overall Width: 30¾" Overall Depth: 30¾" Seat Height: 17½"	Seat Width: 20¾" Seat Depth: 20¾" Low Ledge DPTH: 10½" Mid Ledge DPTH: 10½"				
Ledge: Upholstered/Flat PVC		CW3131 LRMB03P			3155	3505	4206	5258	6660
Ledge: Upholstered/Flat Wood		CW3131 LRMB03W			3510	3861	4562	5614	7016
End Unit with Padded Ledge Low Padded Ledge: Left Mid Padded Ledge: Back Seat: Upholstered			66	Overall Height: 28" Overall Width: 30¾" Overall Depth: 30¾" Seat Height: 17½"	Seat Width: 20¾" Seat Depth: 20¾" Low Ledge DPTH: 10½" Mid Ledge DPTH: 10½"				
Ledge: Upholstered/Flat PVC		CW3131 LLMB03P			3155	3505	4206	5258	6660
Ledge: Upholstered/Flat Wood		CW 3131 LLMB03W			3510	3861	4562	5614	7016

To Order, Specify...

- 1 Model Number
- 2 Leg + Frame Color
- 3 Seat Upholstery Selection
- 4 Ledge Upholstery Selection
- 5 Ledge Edge Color or Finish
- 6 Additional Options



material / fabric grade >						2/COM	3	4	5	6
Description	Model#	Product Wt	Dimensions							
	End Unit with Padded Ledge		69	Overall Height: 32"	Seat Width: 20 3/4"					
	Low Padded Ledge: Right			Overall Width: 30 3/4"	Seat Depth: 20 3/4"					
	High Padded Ledge: Back			Overall Depth: 30 3/4"	Low Ledge DPTH: 10 1/2"					
	Seat: Upholstered			Seat Height: 17 1/2"	Mid Ledge DPTH: 10 3/4"					
	Ledge: Upholstered/Flat PVC	CW3131 LRHB03P				3155	3505	4206	5258	6660
	Ledge: Upholstered/Flat Wood	CW3131 LRHB03W				3510	3861	4562	5614	7016
	End Unit with Padded Ledge		69	Overall Height: 32"	Seat Width: 20 3/4"					
	Low Padded Ledge: Left			Overall Width: 30 3/4"	Seat Depth: 20 3/4"					
	High Padded Ledge: Back			Overall Depth: 30 3/4"	Low Ledge DPTH: 10 1/2"					
	Seat: Upholstered			Seat Height: 17 1/2"	Mid Ledge DPTH: 10 3/4"					
	Ledge: Upholstered/Flat PVC	CW3131 LLHB03P				3155	3505	4206	5258	6660
	Ledge: Upholstered/Flat Wood	CW3131 LLHB03W				3510	3861	4562	5614	7016

Leg + Frame Options

	Price
Chrome	\$ 165
Nickel.....	\$ 223
Powder Coat - Standard	n/c
Powder Coat - Premium.....	\$ 165

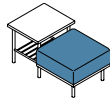
Power + Charging Options

See page 20 for power and charging options.

Custom Charges

	Code	Price
Powder Coat Alternative (per color)	OPA	call
Stain Finish Match.....	OSM	\$ 996

Catwalk Split Level



VERSTEEL

Questions?

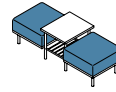
800 876 2120

material/fabric grade >

		Product Wt	Dimensions	material/fabric grade >	2/COM	3	4	5	6
Description	Model#								
	Single with Top Seat: Upholstered	65	Overall Height: 22" Overall Width: 43" Overall Depth: 24" Seat Height: 17½" Seat Width: 23" Seat Depth: 24" Top Size: 20" x 24"						
	Top: Laminate/Flat PVC	CW2443 L01LP			2634	2774	3055	3475	4036
	Top: Laminate/Flat Wood	CW2443 L01LW			2890	3030	3311	3731	4292
	Top: Veneer/Flat Wood	CW2443 L01VW			3400	3541	3821	4242	4803
	Single with Low Padded Top Seat: Upholstered	77	Overall Height: 24½" Overall Width: 45½" Overall Depth: 24" Seat Height: 17½" Seat Width: 20½" Seat Depth: 24" Top Size: 25¼" x 24"						
	Top: Upholstered/Flat PVC	CW2446 L03P			3111	3392	3952	4794	5916
	Top: Upholstered/Flat Wood	CW2446 L03W			3366	3647	4207	5049	6171
	Single with Mid Padded Top Seat: Upholstered	48	Overall Height: 28½" Overall Width: 45½" Overall Depth: 24" Seat Height: 17½" Seat Width: 20½" Seat Depth: 24" Top Size: 25¼" x 24"						
	Top: Upholstered/Flat PVC	CW2446 M03P			3295	3575	4137	4978	6099
	Top: Upholstered/Flat Wood	CW2446 M03W			3551	3831	4392	5234	6355

To Order, Specify...

- ① Model Number
- ② Leg + Frame Color
- ③ Seat Upholstery Selection
- ④ Top Material
 - a. Laminate Manufacturer + Color
 - b. Veneer Species + Finish Color
 - c. Upholstery Selection
- ⑤ Top Edge Color or Finish
- ⑥ Additional Options



material / fabric grade >						2/COM	3	4	5	6
Description	Model#	Product Wt	Dimensions							
	Two Singles with Top Seats: Upholstered	93	Overall Height: 22" Overall Width: 66" Overall Depth: 24"	Seat Height: 17½" Seat Width: 23" Seat Depth: 24" Top Size: 20" x 24"						
	Top: Laminate/Flat PVC	CW2466 L01LP			4175	4385	4806	5437	6278	
	Top: Laminate/Flat Wood	CW2466 L01LW			4430	4640	5061	5691	6533	
	Top: Veneer/Flat Wood	CW2466 L01VW			4942	5153	55743	6204	7045	
	Two Singles with Low Padded Top Seats: Upholstered	105	Overall Height: 24⅞" Overall Width: 66" Overall Depth: 24"	Seat Height: 17½" Seat Width: 20⅞" Seat Depth: 24" Top Size: 25¼" x 24"						
	Top: Upholstered/Flat PVC	CW2466 L03P			4651	5002	5703	6754	8157	
	Top: Upholstered/Flat Wood	CW2466 L03W			4907	5258	5959	7010	8143	
	Two Singles with Mid Padded Top Seats: Upholstered	120	Overall Height: 28½" Overall Width: 66" Overall Depth: 24"	Seat Height: 17½" Seat Width: 20⅞" Seat Depth: 24" Top Size: 25½" x 24"						
	Top: Upholstered/Flat PVC	CW2466 M03P			4836	5187	5888	6939	8341	
	Top: Upholstered/Flat Wood	CW2466 M03W			5092	5443	6144	7195	8597	

Leg + Frame Options

	Price
Chrome	\$ 165
Nickel.....	\$ 223
Powder Coat - Standard	n/c
Powder Coat - Premium.....	\$ 165

Power + Charging Options

See page 20 for power and charging options.

Custom Charges

	Code	Price
Powder Coat Alternative (per color)	OPA	call
Stain Finish Match.....	OSM	\$ 996

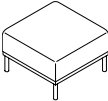


Questions?





800 876 2120

Questions?

800 876 2120

					material/fabric grade ›				
					2/COM	3	4	5	6
Description		Model#	Product Wt	Dimensions					
	Ottoman Seat: Upholstered	CW2424	35	Overall Height: 17½" Overall Width: 24" Overall Depth: 24"	1711	1852	2132	2553	3113



					top > edge >	Laminate Self Edge	Veneer Self Edge
						LL9 	VV9 
	Connector Top Rectangle	Model# CW1223RE	Product Wt 19	Dimensions Width: 12" Depth: 23" Height: 6" Mounted Height: 15½"		1291	2245
	Connector Top 30° Wedge	Model# CW30D18WG	Product Wt 19	Dimensions Width: 17⅞" Depth: 22¼" Height: 6" Mounted Height: 15½"		1487	2418

Leg + Frame Finish	Price
Chrome	\$ 165
Nickel.....	\$ 223
Powder Coat - Standard	n/c
Powder Coat - Premium.....	\$ 165

Custom Charges	Code	Price
Powder Coat Alternative (per color)	OPA	call
Stain Finish Match.....	OSM	\$ 996



Specifications

Chela is available in 4-leg, sled, swivel, stool and beam with a molded resilient polypropylene resin shell. In addition to the poly shell an upholstered seat or an upholstered seat and back pad are available on all chair, stool and beam models. The chairs and stools may be specified with or without arms. 4-leg and sled base chairs are also available with a tablet arm. The beam seating, which can be ordered with a round or square top, is armless.

Features

The flex motion ergonomic design allows the seat and back to recline simultaneously. 4-leg chairs feature a black nylon dome glide, while the sled base chairs and stools have a clear polycarbonate flat glide. The swivel chairs and stools feature black polyimide glide feet or dual wheel black nylon soft wheel casters. The 4-leg and sled chairs and sled stools are stackable for compact storage. Chairs can be stacked on the floor or on the Chela Chair Trolley. Stools can be stacked on the floor. See right hand side of page for stacking information.

Stacking Information

Floor	
Sled Base	10 (6 if seats are upholstered)
Sled Base with tablet arm.	6 (4 if seats are upholstered)
Sled Base Stool (24" or 29")	8 (5 if seats are upholstered)
Guest Chair without casters	10 (6 if seats are upholstered)
Guest Chair with casters	6 (4 if seats are upholstered)
Guest Chair with tablet arm	6 (4 if seats are upholstered)

Trolley

Sled Base Chair	20 (10 if seats are upholstered)
Guest Chair w/ or w/o Casters.	20 (10 if seats are upholstered)

Quickship Program

Available for select products in the Chela series, see pricing pages.

The Versteel Quickship Program consists of up to 50 tables, 25 tables with modesty panels or 100 chairs in 10 working days from time of order (received by 12pm EST). Orders must be accompanied by final material and finish specifications for order entry. They must be clearly marked "Quickship" and consist of products from the program. Quickship orders cannot be changed or cancelled, and credit approval must be acquired within 24 hours.

For additional information see Versteel.com.

Shipping Schedule

Poly Shell	3-5 WEEKS
Upholstered Items	4-5 WEEKS
Laminate, PVC Edge	4-5 WEEKS
Laminate, Wood Edge	4-5 WEEKS
Veneer, Wood Edge	6-8 WEEKS
Quickship Products	10 WORKING DAYS

Contact Versteel Customer Service for special lead time requests.

NOTE CHAIR ORDERS WITH COM UPHOLSTERY WILL BE SCHEDULED UPON RECEIPT OF COM UPHOLSTERY YARDAGE

BIFMA

All Versteel products are constructed to pass the relevant ANSI/BIFMA standards. For more detailed specifications by series and base style, contact Versteel Customer Service at 800.876.2120.

Additional information regarding warranty, terms and conditions, shipping, care and maintenance, etc. can be found in the All Seating price list.

Standard Versteel Upholstery

Standard Versteel Upholstery offers a range of materials, from fabrics in a variety of colors and textures to vinyls for soil resistance. Please refer to Versteel's fabric cards or the "Materials + Finishes" section of our website for information.

Grade-In Upholstery

Versteel has coordinated with upholstery manufacturers to simplify your order process. Many of the manufacturers' offerings have been pre-approved for application on Versteel Seating.

Contact Versteel Customer Service with your selected fabric choice to be graded in. You will be supplied with the appropriate grade-in designator. On your purchase order, complete the information with the pattern name, color description and grade-in designator, and Versteel will take it from there.

Customer's Own Material

Customer's Own Materials (COM's) are not an issue on Chela. Many COM's are pre-approved for application on Versteel Seating. Call Versteel Customer Service with your COM selection to determine if it has been pre-approved. If your selection has not been pre-approved, reference the "Receiving COM Approval" section below.

Receiving COM Approval

Not all materials are suitable for upholstery on Chela. A 12" x 12" memo sample must be supplied for approval before a COM material is accepted for an order. If the material is directional in pattern or weave, the pattern repeat (in inches) in both directions or the weave direction must be supplied.

Excess COM

Versteel will not store excess COM for more than 30 days after the order has been completed. If excess material is to be returned after order completion, send the request to Versteel Customer Service prior to acknowledged ship date. It is the customer's responsibility to arrange for the return of the material "freight collect."

COM Requiring Application Test

If an application test is required for your selected COM, send test sample material along with the following.

1. Name and return address
2. Model selected
3. Sketch showing special requirements for the positioning of the materials' pattern on the seat and ledge, if special considerations are required.

NOTE ALL UPHOLSTERIES ARE CUT UP THE ROLL TO MAXIMIZE YIELD AND WEAR PERFORMANCE

Ship COM to:

Versteel
2332 Cathy Lane
Jasper, IN 47546

COM must be shipped to the factory with transportation costs "prepaid." If material is considered defective or unusable, it will be returned "transportation collect."

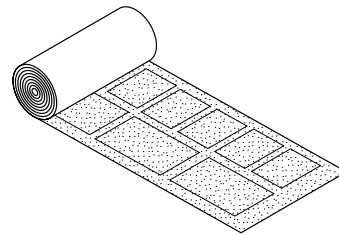
For standard lead time orders, tag fabric with purchase order number and identify with project number if possible.

Application of Directional Fabrics

Due to the upholstering process, some fabrics not considered directional by the supplier may be considered directional by Versteel.

All COM's are cut "up the roll" unless otherwise directed by the customer (see illustration below).

EXAMPLE PATTERN CUT UP THE ROLL



If special cutting or upholstery application is required, you must indicate requirement at time of order entry.

Chela COM Yardage Requirements

COM yardage requirements are calculated for chairs and stools based on a material width of 54" and a repeat of 2" or less. For material less than 54" wide, contact Versteel for yardage requirements. Use the chart below as a guide to calculate your COM yardage. For quantities greater than 20 chairs or stools, contact Versteel Customer Service for calculation of COM yardage by model.

Quantity of Chairs	1	2	3	4	5	6	7	8	9	10	11	12	13	14	15	16	17	18	19	20
Chela With or Without Arms																				
Upholstered Seat & Back	1.5	2.5	2.5	3.5	3.5	4.5	4.5	5.5	6.0	6.5	7.5	7.5	8.5	8.5	9.5	9.5	10.5	11.5	11.5	12.5
Upholstered Seat Only	1.0	1.5	1.5	2.0	2.0	2.5	2.5	3.5	4.0	4.0	4.5	4.5	5.0	5.0	6.0	6.0	6.5	7.0	7.0	7.5
Upholstered Back Only	0.5	1.0	1.3	1.3	1.8	2.0	2.0	2.5	2.5	3.0	3.0	3.5	3.5	4.0	4.0	4.5	4.5	5.0	5.0	5.3

Patterned COM Additional Yardage Guide

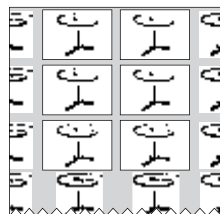
Use the guide below to aid in ordering the appropriate COM fabric when needing to match a pattern with a repeat. To use this guide, add the vertical and horizontal repeats together (e.g. a 5" vertical repeat plus an 11" horizontal repeat gives a 16" total). Then find the appropriate entry on the chart, and increase the yardage estimate by the percentage indicated.

For example: The yardage estimate is 8 yards of 54" wide fabric and the pattern has a repeat of 11" horizontal and 5" vertical. Add up the repeats (11" + 5" = 16") and find the appropriate entry - 15% in this example. Fifteen percent more fabric is required to match the pattern. 8 yards plus an extra 15% is 9.2 yards.

Fabric Width	Plain Fabric	3" - 14" Repeat	15" - 19" Repeat	20" - 27" Repeat	28" - 36" Repeat	37" - 45" Repeat	46" - 54" Repeat
54"	0%	10%	15%	20%	25%	30%	35%
50" - 52"	10%	20%	25%	30%	35%	40%	45%

Decorative Patterns

Yardage requirements are greatly affected by the size of the repeat and the print or pattern of the material. Versteel cuts all seating patterns with aesthetic concerns in mind for high quality and consistency. Refer to the COM listing for the yardage required for pattern repeat.



To Order, Specify...

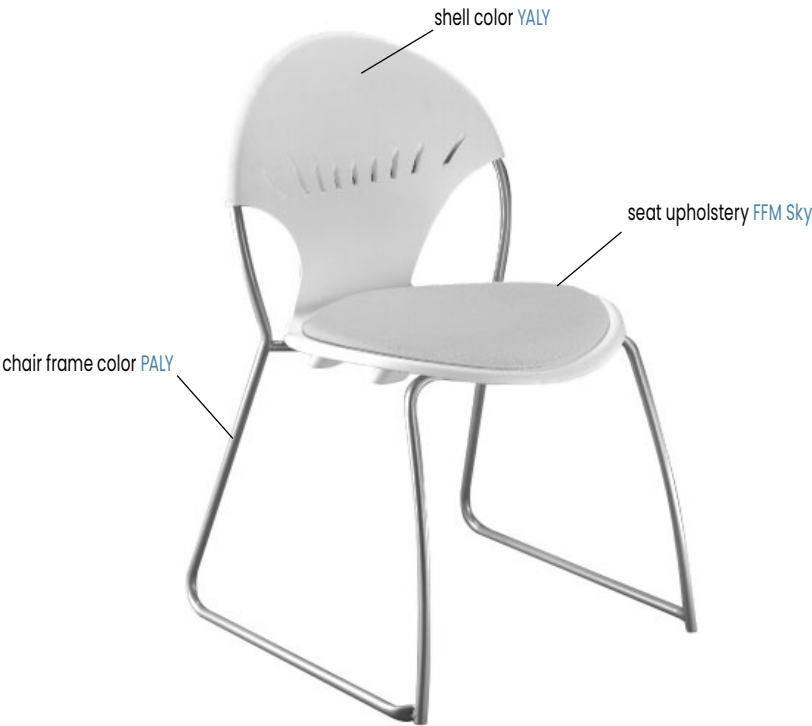
- 1 Model Number
- 2 Shell Color
- 3 Frame Color
- 4 Upholstery Selection
- 5 Frame Options



A **CES-04** is a Chela series, armless sled base chair with an upholstered seat.

The codes **YALY** / **PALY** / **FFM Sky** specify a Alloy poly shell with an Alloy frame and Grade 4 Faux Mo Sky Upholstery.

Model Number **CES-04**



Orders may be sent via

Mailing Address

Versteel
2332 Cathy Lane
Jasper IN 47546

Contact Versteel

Email contact@versteel.com
Phone 800 876 2120
 812 634 2120

Chela Poly Shells & Armcaps

Chela seat shells and armcaps are molded with resilient, flexible polypropylene resins with a satin textured surface. The materials provide a comfortable, supportive seating surface throughout the movement of the chair.

Chela Poly Shell Colors

AlloyYALY	QuarryYQUA
ChocolateYCHO	SageYSAG
CloudYCLO	SlateYSLA
FrostYFRO	Soft YellowYSOY
IndigoYIND	TapiocaYTAP
Near BlackYNBL	Poly Shell AlternativeOPS
OysterYOYS		

Studio Steel®

Versteel's "urban fabrication" process leaves the telltale signs of welding and assembly on the surface, highlighting a manufacturing aesthetic. Choosing a clear or transparent powder coat is recommended, allowing tonal striations (created as a result of extreme heat), natural textures, and the inherent qualities of raw steel to show through.

Studio Steel Process \$165

Powder Coat Finishes

All powder coat finishes in the Versteel offering have been formulated with the use of epoxy, polyester or epoxy and polyester blends to maximize the finish durability.

Powder Coat Finish Options

Powder Coat - Standardn/c
Powder Coat - Premium	\$165

Chela Powder Coat Colors

AlloyPALY	MintPMNT
AmethystPAME	NavyPNAV
AnthracitePANT	NimbusPNIM
Black AnodizedPBLA	NutmegPNUT
BronzePBRO	⬢ PacificPPAC
CalypsoPCAL	PearlPPEA
CarbonPCAR	PebblePPEB
ChampagnePCHA	⬢ PlatinumPPLA
CoconutPCOC	PoppyPPOP
⬢ CopperPCOP	⬢ RavenPRAV
CrimsonPCRI	RoyalPROY
⬢ CrystalPCRY	SeasidePSEA
DaffodilPDAF	ShipyardPSHI
EbonyPEBO	SilverPSIL
ForestPFOR	SnowPSNO
FossilPFOS	StonePSTO
⬢ GarnetPGAR	StormPSTM
⬢ GoldPGOL	Terra CottaPTEC
GraphitePGRA	WhisperPWHI
⬢ HopePHOP	White LinenPWHL
Kelly GreenPKEG	Powder Coat AlternativeOPA
⬢ MattePMAT		
MicaPMIC		

Transparent Powder Coats (indicated by ⬢)

Please note that the transparent characteristics of these powders allow all natural welds and textures inherent to raw steel to be visible.

Premium Powder Coats (indicated by ⬢)

Versteel's premium process uses specially formulated powder coats for a truly unique color palette.

Plated

Versteel offers two plated options: Chrome and Nickel. Chrome is our most durable finish available and is a deep luster chrome plated finish. Nickel is a plated finish with a clear coat applied for durability. An upcharge applies for plated finishes. See product pricing pages for upcharge.

ChromeECHR
NickelENKL

Finish Reference & Samples

For finish color reference, please refer to our website. Contact Versteel Customer Service to receive actual color samples for color matches and final color approval.

Powder Coat Alternative**Call for quotation**

Specify code **OPA** (Powder Coat Alternative), add cost from Versteel quotation

Powder Coat Alternative is available from Versteel. The entire RAL color reference along with hundreds of other color and finishes are available.

For Powder Coat Alternative matching, you must supply a color reference sample, or an RAL number. Versteel will review the sample for possible existing colors available and send a sample for customer approval. If no color match exists a custom match can be developed. Call Versteel Customer Service for associated upcharges on custom color development.

NOTE CUSTOM COLOR MATCHING APPROVALS MAY AFFECT STANDARD PRODUCTION SCHEDULES

Poly Shell Alternative**Call for quotation**

Specify code **OPS** (Poly Shell Alternative), add cost from Versteel quotation

For Poly Shell Alternative, you must supply a color reference sample. Versteel will review the sample for possible existing colors available and send a sample for customer approval. If no color match exists, a custom match can be developed. Minimum order quantities exist for alternative colors. Call Versteel Customer Service for minimums and associated upcharges on Poly Shell Alternatives.

NOTE CUSTOM COLOR MATCHING APPROVALS MAY AFFECT STANDARD PRODUCTION SCHEDULES

Special Laminate**Call for quotation**

Specify code **TSP** (Special Laminate), indicate the quoted charges per table

Special laminates and patterns can be specified as an option. To specify, contact Versteel for availability and pricing.

NOTE LAMINATES IN STANDARD COLORS AND TEXTURES FROM FORMICA, NEVAMAR, PIONITE AND WILSONART ARE STANDARD

CAUTION LAMINATE MANUFACTURERS CHANGE STANDARD OFFERINGS FREQUENTLY, AND IT IS POSSIBLE THAT A STANDARD PRODUCT CAN BECOME UNAVAILABLE. VERSTEEL CANNOT BE RESPONSIBLE FOR ANY INCONVENIENCE THIS MAY CAUSE.

Custom PVC Color Match**Call for quotation / one time charge per color, per order**

Specify code **OCF** (Custom PVC Color Match), add cost from Versteel quotation

PVC Color Match can be the selection of a color that is available from a Versteel supplier or a new custom color developed for the order. Minimum footage requirements mean that the amount of material needed for your order will effect the cost.

For PVC Color Matching you must supply a color reference sample. Versteel will review the sample for possible existing colors available and send a sample for customer approval. If no color match exists, a custom match will be developed and sampled for customer approval before a production schedule is established.

NOTE CUSTOM COLOR MATCHING APPROVALS MAY AFFECT STANDARD PRODUCTION SCHEDULES

Stain Finish Match**\$996 / one time charge per finish, per order**

Specify code **OSM** (Stain Finish Match), add \$996.00 list per finish, per order

Alternative Stain Finishes are available for veneer and wood edged tops.

For Stain Finish Matching you must supply two 4" x 4" finish color and grain reference samples. An expertly finish matched sample will be provided for customer approval.

NOTE CUSTOM COLOR MATCHING APPROVALS MAY AFFECT STANDARD PRODUCTION SCHEDULES

Veneer or Wood Edge Alternatives

For veneer or wood edge requirements other than our standard plain sliced Ash, Cherry, Maple or Walnut, contact Versteel Customer Service with the specifications of the materials you would like to specify.

NOTE VENEER OR WOOD EDGE ALTERNATIVES APPROVAL MAY AFFECT STANDARD PRODUCTION SCHEDULES

Wood Finish Alternatives

Versteel finish has a natural grain fill level finish appearance, contact Versteel Customer Service for alternative fill levels. Coarse grain will require additional application steps for a full-fill grain appearance and will require a quote.

NOTE WOOD FINISH ALTERNATIVE APPROVAL MAY AFFECT STANDARD PRODUCTION SCHEDULES

Hard Surface Glides - Nylon (set of 4)**\$23 / chair or stool**

Specify code **GLD30** (Hard Surface Glides - Nylon), add \$23 list per chair or stool.



Glide surface is nylon and designed for use on hard surface flooring. See individual product pages for availability and ordering code.

Hard Surface Glides - Felt (set of 4)**\$23 / chair or stool**

Specify code **GLD31** (Hard Surface Glides - Felt), add \$23 list per chair or stool.



Glide surface is felt and designed for use on hard surface flooring. See individual product pages for availability and ordering code.

Felt Hard Surface Replacement Caps (set of 4)**\$23 / chair or stool**

Specify code **ABGFRC** (Felt Hard Surface Replacement Caps), add \$23 list per chair or stool

Felt replacement caps for felt hard surface glides.

Accessory Glide Replacement Tool**\$26 / tool**

Specify code **AGRT** (Accessory Glide Replacement Tool), add \$26 list per tool

Use to remove worn felt hard surface glide caps.

Casters - Non-Locking Dual Wheel Black Nylon Hard Wheel (Set of 4)**\$171 / chair**

Specify code **CAS63** (Casters - Dual Wheel Black Nylon Hard Wheel), add \$171 list per 4-leg chair.

Black non-locking dual wheel, 2" diameter hard wheel casters may be specified on the 4-leg guest chair. Please refer to the individual pricing pages for availability. Caster option must be specified at the time of the order and does not change the chair seat height.

Casters - Non-Locking Dual Wheel Black Nylon Soft Wheel (Set of 4)**\$171 / chair**

Specify code **CAS59** (Casters - Dual Wheel Black Nylon soft Wheel), add \$171 list per 4-leg chair.

Black non-locking dual wheel, 2" diameter soft wheel casters may be specified on the 4-leg guest chair. Please refer to the individual pricing pages for availability. Caster option must be specified at the time of the order and does not change the chair seat height.


Book Basket - Chela**\$148 / basket**

Specify code **BCE** (Book Basket - Chela) add \$148 list per chair

The Chela book basket is made of formed resistance welded wire. Finish is Chrome unless otherwise specified. Basket may be field installed. Inside dimensions are 11"w x 13"d x 5½"h.

**Chair Link - Chela****\$32 / chair**

Specify code **ACLICN** (Chair Link - Chela Armless) or specify code **ACLICW** (Chair Link - Chela Arm), add \$32 list per chair



Link can be field installed without the use of tools.

Chair Trolley - Chela**\$906 / each**

Specify code **ACTCE** (Chair Trolley - Chela), add \$906 list each

Chela Guest (with or without casters) or Sled Base poly shell chairs stack 20 high. Trolley with push handle and stack of 20 chairs measures approximately 27"w x 50"d x 77"h.



STACKING INFORMATION ON TROLLEY CHELA SLED BASE OR GUEST CHAIRS (WITH OR WITHOUT CASTERS) STACK 20 HIGH ON THE TROLLEY, 10 HIGH WITH UPHOLSTERED SEAT.

ChelaGuest Chair
Armless + Arms**VERSTEEL****Questions?**

800 876 2120

Quickship Program Product

material / fabric grade >

	Description	Model#	Product Wt	Dimensions	Poly	2/COM	3	4	5	6
	4-Leg Base Armless Shell: Poly	CEL-07	11	Overall Height: 31¾" Overall Width: 22¼" Overall Depth: 21"	Seat Height: 17½" Seat Width: 18½" Seat Depth: 18"	418				
	4-Leg Base Armless Shell: Poly Seat: Upholstered Pad	CEL-04	12	Overall Height: 31¾" Overall Width: 22¼" Overall Depth: 21"	Seat Height: 17½" Seat Width: 18½" Seat Depth: 18"		638	717	797	877 961
	4-Leg Base Armless Shell: Poly Seat: Upholstered Pad Back: Upholstered Pad	CEL-01	12	Overall Height: 31¾" Overall Width: 22¼" Overall Depth: 21"	Seat Height: 17½" Seat Width: 18½" Seat Depth: 18"		758	838	918	997 1078
	4-Leg Base Arms Shell: Poly Armcaps: Poly	CELA-08	12	Overall Height: 31¾" Overall Width: 26½" Overall Depth: 21" Arm Height: 26½"	Seat Height: 17½" Seat Width: 18½" Seat Depth: 18" Between Arms: 23"	488				
	4-Leg Base Arms Shell: Poly Seat: Upholstered Pad Armcaps: Poly	CELA-06	13	Overall Height: 31¾" Overall Width: 26½" Overall Depth: 21" Arm Height: 26½"	Seat Height: 17½" Seat Width: 18½" Seat Depth: 18" Between Arms: 23"		706	789	867	948 1028
	4-Leg Base Arms Shell: Poly Seat: Upholstered Pad Back: Upholstered Pad Armcaps: Poly	CELA-03	13	Overall Height: 31¾" Overall Width: 26½" Overall Depth: 21" Arm Height: 26½"	Seat Height: 17½" Seat Width: 18½" Seat Depth: 18" Between Arms: 23"		824	909	988	1070 1150

Stacking

Refer to page 30.







COM Yardage

Refer to page 33.

To Order, Specify...

- 1 Model Number
- 2 Shell Color
- 3 Frame Color
- 4 Upholstery Selection
- 5 Frame Options



	Description	Model#	Product Wt	Dimensions	material / fabric grade >	Poly	2/COM	3	4	5	6
	4-Leg Base Tablet Arm Right Shell: Poly	CEL-07TBR	14	Overall Height: 31¾" Overall Width: 26" Overall Depth: 24" Arm Height: 26½"	Seat Height: 17½" Seat Width: 18½" Seat Depth: 18"	666					
	4-Leg Base Tablet Arm Right Shell: Poly Seat: Upholstered Pad	CEL-04TBR	15	Overall Height: 31¾" Overall Width: 26" Overall Depth: 24" Arm Height: 26½"	Seat Height: 17½" Seat Width: 18½" Seat Depth: 18"		886	966	1045	1126	1206
	4-Leg Base Tablet Arm Right Shell: Poly Seat: Upholstered Pad Back: Upholstered Pad	CEL-01TBR	15	Overall Height: 31¾" Overall Width: 26" Overall Depth: 24" Arm Height: 26½"	Seat Height: 17½" Seat Width: 18½" Seat Depth: 18"		1006	1088	1165	1250	1328
	4-Leg Base Tablet Arm Left Shell: Poly	CEL-07TBL	14	Overall Height: 31¾" Overall Width: 26" Overall Depth: 24" Arm Height: 26½"	Seat Height: 17½" Seat Width: 18½" Seat Depth: 18"	666					
	4-Leg Base Tablet Arm Left Shell: Poly Seat: Upholstered Pad	CEL-04TBL	15	Overall Height: 31¾" Overall Width: 26" Overall Depth: 24" Arm Height: 26½"	Seat Height: 17½" Seat Width: 18½" Seat Depth: 18"		886	966	1045	1126	1206
	4-Leg Base Tablet Arm Left Shell: Poly Seat: Upholstered Pad Back: Upholstered Pad	CEL-01TBL	15	Overall Height: 31¾" Overall Width: 26" Overall Depth: 24" Arm Height: 26½"	Seat Height: 17½" Seat Width: 18½" Seat Depth: 18"		1006	1088	1165	1250	1328
<p>Tablet Dimensions 10½" d x 13" w x ¾" thick</p> <p>Tablet is available in black only.</p> <p>Tablet Material ¾" Black Thermofoil with a Black Thermofoil edge.</p> <p>Stacking Refer to page 30.</p> <p>COM Yardage Refer to page 33.</p>											

Finish Options	Price
Chrome	n/c
Nickel	n/c
Powder Coat - Standard	n/c
Powder Coat - Premium	\$ 165

Frame Options	Code	Price
Hard Surface Glides - Nylon (set of 4)	GLD30	\$ 23
Hard Surface Glides - Felt (set of 4)	GLD31	\$ 23
Casters - Dual Wheel Black Nylon		
Hard Wheel (set of 4)	CAS63	\$ 171
Casters - Dual Wheel Black Nylon		
Soft Wheel (set of 4)	CAS59	\$ 171

Accessories	Code	Price
Chair Trolley - Chela	ACTCE	\$ 906

Custom Charges		
Powder Coat Alternative (per color)	OPA	call
Poly Shell Alternative (per color)	OPS	call

Chela

Sled Base Chair
Armless + Arms

**VERSTEEL****Questions?**

800 876 2120

Quickship Program Product

material / fabric grade >

	Description	Model#	Product Wt	Dimensions	Poly	2/COM	3	4	5	6
	Sled Base Armless Shell: Poly	CES-07	12	Overall Height: 31¾" Overall Width: 22¼" Overall Depth: 21"	Seat Height: 17½" Seat Width: 18½" Seat Depth: 18"	428				
	Sled Base Armless Shell: Poly Seat: Upholstered Pad	CES-04	13	Overall Height: 31¾" Overall Width: 22¼" Overall Depth: 21"	Seat Height: 17½" Seat Width: 18½" Seat Depth: 18"		645	727	808	889 968
	Sled Base Armless Shell: Poly Seat: Upholstered Pad Back: Upholstered Pad	CES-01	13	Overall Height: 31¾" Overall Width: 22¼" Overall Depth: 21"	Seat Height: 17½" Seat Width: 18½" Seat Depth: 18"		767	848	927	1011 1091
	Sled Base Arms Shell: Poly Armcaps: Poly	CESA-08	14	Overall Height: 31¾" Overall Width: 26½" Overall Depth: 21" Arm Height: 26½"	Seat Height: 17½" Seat Width: 18½" Seat Depth: 18" Between Arms: 23"	501				
	Sled Base Arms Shell: Poly Seat: Upholstered Pad Armcaps: Poly	CESA-06	15	Overall Height: 31¾" Overall Width: 26½" Overall Depth: 21" Arm Height: 26½"	Seat Height: 17½" Seat Width: 18½" Seat Depth: 18" Between Arms: 23"		718	798	878	962 1040
	Sled Base Arms Shell: Poly Seat: Upholstered Pad Back: Upholstered Pad Armcaps: Poly	CESA-03	15	Overall Height: 31¾" Overall Width: 26½" Overall Depth: 21" Arm Height: 26½"	Seat Height: 17½" Seat Width: 18½" Seat Depth: 18" Between Arms: 23"		841	919	999	1080 1159

Stacking

Refer to page 30.







COM Yardage

Refer to page 33.

To Order, Specify...

- 1 Model Number
- 2 Shell Color
- 3 Frame Color
- 4 Upholstery Selection
- 5 Frame Options



	Description	Model#	Product Wt	Dimensions	material / fabric grade >	Poly	2/COM	3	4	5	6
	Sled Base Tablet Arm Right Shell: Poly	CES-07TBR	15	Overall Height: 31¾" Overall Width: 26" Overall Depth: 24" Arm Height: 26½"	Seat Height: 17½" Seat Width: 18½" Seat Depth: 18"	678					
	Sled Base Tablet Arm Right Shell: Poly Seat: Upholstered Pad	CES-04TBR	16	Overall Height: 31¾" Overall Width: 26" Overall Depth: 24" Arm Height: 26½"	Seat Height: 17½" Seat Width: 18½" Seat Depth: 18"		894	974	1056	1135	1216
	Sled Base Tablet Arm Right Shell: Poly Seat: Upholstered Pad Back: Upholstered Pad	CES-01TBR	16	Overall Height: 31¾" Overall Width: 26" Overall Depth: 24" Arm Height: 26½"	Seat Height: 17½" Seat Width: 18½" Seat Depth: 18"		1016	1096	1179	1256	1340
	Sled Base Tablet Arm Left Shell: Poly	CES-07TBL	15	Overall Height: 31¾" Overall Width: 26" Overall Depth: 24" Arm Height: 26½"	Seat Height: 17½" Seat Width: 18½" Seat Depth: 18"	678					
	Sled Base Tablet Arm Left Shell: Poly Seat: Upholstered Pad	CES-04TBL	16	Overall Height: 31¾" Overall Width: 26" Overall Depth: 24" Arm Height: 26½"	Seat Height: 17½" Seat Width: 18½" Seat Depth: 18"		894	974	1056	1135	1216
	Sled Base Tablet Arm Left Shell: Poly Seat: Upholstered Pad Back: Upholstered Pad	CES-01TBL	16	Overall Height: 31¾" Overall Width: 26" Overall Depth: 24" Arm Height: 26½"	Seat Height: 17½" Seat Width: 18½" Seat Depth: 18"		1016	1096	1179	1256	1340

Tablet Dimensions
10½" d x 13" w x ¾" thick
Tablet is available in black only.

Tablet Material
¾" Black Thermofoil with a Black Thermofoil edge.

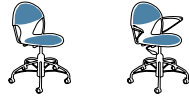
Stacking
Refer to page 30.

COM Yardage
Refer to page 33.

Finish Options	Price
Chrome	n/c
Nickel	n/c
Powder Coat - Standard	n/c
Powder Coat - Premium	\$ 165







Accessories	Code	Price
Chair Trolley - Chela	ACTCE	\$ 906

Custom Charges		
Powder Coat Alternative (per color)	OPA	call
Poly Shell Alternative (per color)	OPS	call

Chela**Swivel Caster Base Chair**
Armless + Arms**VERSTEEL****Questions?**

800 876 2120







material / fabric grade >

	Description	Model#	Product Wt	Dimensions (at lowest cylinder height)		Poly	2/COM	3	4	5	6
	Swivel Caster Base Armless Shell: Poly	CEC-07	23	Overall Height: 29½" Overall Width: 25½" Overall Depth: 24"	Seat Height: 16" - 21" Seat Width: 18½" Seat Depth: 18"	966					
	Swivel Caster Base Armless Shell: Poly Seat: Upholstered Pad	CEC-04	24	Overall Height: 29½" Overall Width: 25½" Overall Depth: 24"	Seat Height: 16" - 21" Seat Width: 18½" Seat Depth: 18"		1183	1264	1346	1426	1506
	Swivel Caster Base Armless Shell: Poly Seat: Upholstered Pad Back: Upholstered Pad	CEC-01	24	Overall Height: 29½" Overall Width: 25½" Overall Depth: 24"	Seat Height: 16" - 21" Seat Width: 18½" Seat Depth: 18"		1297	1386	1468	1547	1742
	Swivel Caster Base Arms Shell: Poly Armcaps: Poly	CECA-08	24	Overall Height: 29½" Overall Width: 26½" Overall Depth: 24" Arm Height: 24"	Seat Height: 16" - 21" Seat Width: 18½" Seat Depth: 18" Between Arms: 23"	1039					
	Swivel Caster Base Arms Shell: Poly Seat: Upholstered Pad Armcaps: Poly	CECA-06	25	Overall Height: 29½" Overall Width: 26½" Overall Depth: 24" Arm Height: 24"	Seat Height: 16" - 21" Seat Width: 18½" Seat Depth: 18" Between Arms: 23"		1255	1334	1418	1499	1579
	Swivel Caster Base Arms Shell: Poly Seat: Upholstered Pad Back: Upholstered Pad Armcaps: Poly	CECA-03	25	Overall Height: 29½" Overall Width: 26½" Overall Depth: 24" Arm Height: 24"	Seat Height: 16" - 21" Seat Width: 18½" Seat Depth: 18" Between Arms: 23"		1375	1456	1537	1617	1698

COM Yardage
Refer to page 33.**To Order, Specify...**

- ① Model Number
- ② Shell Color
- ③ Frame Color
- ④ Upholstery Selection
- ⑤ Frame Options



	Description	Model#	Product Wt	Dimensions (at lowest Cylinder height)	material / fabric grade >					
					Poly	2/COM	3	4	5	6
	Swivel Glide Base Armless Shell: Poly	CEG-07	23	Overall Height: 29½" Overall Width: 25½" Overall Depth: 24" Seat Height: 16" - 21" Seat Width: 18½" Seat Depth: 18"	957					
	Swivel Glide Base Armless Shell: Poly Seat: Upholstered Pad	CEG-04	24	Overall Height: 29½" Overall Width: 25½" Overall Depth: 24" Seat Height: 16" - 21" Seat Width: 18½" Seat Depth: 18"		1176	1253	1333	1417	1494
	Swivel Glide Base Armless Shell: Poly Seat: Upholstered Pad Back: Upholstered Pad	CEG-01	24	Overall Height: 29½" Overall Width: 25½" Overall Depth: 24" Seat Height: 16" - 21" Seat Width: 18½" Seat Depth: 18"		1296	1374	1455	1536	1616
	Swivel Glide Base Arms Shell: Poly Armcaps: Poly	CEGA-08	24	Overall Height: 29½" Overall Width: 26½" Overall Depth: 24" Arm Height: 24" Seat Height: 16" - 21" Seat Width: 18½" Seat Depth: 18" Between Arms: 23"	962					
	Swivel Glide Base Arms Shell: Poly Seat: Upholstered Pad Armcaps: Poly	CEGA-06	25	Overall Height: 29½" Overall Width: 26½" Overall Depth: 24" Arm Height: 24" Seat Height: 16" - 21" Seat Width: 18½" Seat Depth: 18" Between Arms: 23"		1244	1325	1406	1487	1567
	Swivel Glide Base Arms Shell: Poly Seat: Upholstered Pad Back: Upholstered Pad Armcaps: Poly	CEGA-03	25	Overall Height: 29½" Overall Width: 26½" Overall Depth: 24" Arm Height: 24" Seat Height: 16" - 21" Seat Width: 18½" Seat Depth: 18" Between Arms: 23"		1365	1447	1528	1608	1688

COM Yardage
 Refer to page 33.

Finish Options	Price
Chrome	\$ 165
Nickel	\$ 223
Powder Coat - Standard	n/c
Powder Coat - Premium	\$ 165

Frame Options	Code	Price
Casters Dual Wheel Black Nylon		
Hard Wheel (set of 4) (Caster Models Only)	CAS61	n/c

Custom Charges	Code	Price
Powder Coat Alternative (per color)	OPA	call
Poly Shell Alternative (per color)	OPS	call







Chela

Sled Base Stool - 24"
Armless + Arms

**VERSTEEL****Questions?**

800 876 2120

material / fabric grade >

	Description	Model#	Product Wt	Dimensions	Poly	2/COM	3	4	5	6
	Sled Base Stool Armless 24" Seat Height Shell: Poly	CES-07S24	15	Overall Height: 37" Overall Width: 22½" Overall Depth: 22½"	Seat Height: 24" Seat Width: 18½" Seat Depth: 18" Seat to Footrest: 16"	557				
	Sled Base Stool Armless 24" Seat Height Shell: Poly Seat: Upholstered Pad	CES-04S24	16	Overall Height: 37" Overall Width: 22½" Overall Depth: 22½"	Seat Height: 24" Seat Width: 18½" Seat Depth: 18" Seat to Footrest: 16"		734	814	894	976 1057
	Sled Base Stool Armless 24" Seat Height Shell: Poly Seat: Upholstered Pad Back: Upholstered Pad	CES-01S24	16	Overall Height: 37" Overall Width: 22½" Overall Depth: 22½"	Seat Height: 24" Seat Width: 18½" Seat Depth: 18" Seat to Footrest: 16"		804	883	965	1045 1125
	Sled Base Stool Arms 24" Seat Height Shell: Poly Armcaps: Poly	CESA-08S24	16	Overall Height: 37" Overall Width: 26½" Overall Depth: 22½" Arm Height: 33"	Seat Height: 24" Seat Width: 18½" Seat Depth: 18" Between Arms: 23" Seat to Footrest: 16"	629				
	Sled Base Stool Arms 24" Seat Height Shell: Poly Seat: Upholstered Pad Armcaps: Poly	CESA-06S24	17	Overall Height: 37" Overall Width: 26½" Overall Depth: 22½" Arm Height: 33"	Seat Height: 24" Seat Width: 18½" Seat Depth: 18" Between Arms: 23" Seat to Footrest: 16"		806	888	967	1047 1128
	Sled Base Stool Arms 24" Seat Height Shell: Poly Seat: Upholstered Pad Back: Upholstered Pad Armcaps: Poly	CESA-03S24	17	Overall Height: 37" Overall Width: 26½" Overall Depth: 22½" Arm Height: 33"	Seat Height: 24" Seat Width: 18½" Seat Depth: 18" Between Arms: 23" Seat to Footrest: 16"		877	957	1038	1120 1201

33" - 38" table heights
are recommended for
use with 24" stool

Stacking

Refer to page 30.







COM Yardage

Refer to page 33.

To Order, Specify...

- ① Model Number
- ② Shell Color
- ③ Frame Color
- ④ Upholstery Selection
- ⑤ Frame Options



	Description	Model#	Product Wt	Dimensions	material / fabric grade >	Poly	2/COM	3	4	5	6
	Sled Base Stool Armless 29" Seat Height Shell: Poly	CES-07S29	17	Overall Height: 42" Overall Width: 22¼" Overall Depth: 22½"	Seat Height: 29" Seat Width: 18½" Seat Depth: 18" Seat to Footrest: 16"	557					
	Sled Base Stool Armless 29" Seat Height Shell: Poly Seat: Upholstered Pad	CES-04S29	18	Overall Height: 42" Overall Width: 22¼" Overall Depth: 22½"	Seat Height: 29" Seat Width: 18½" Seat Depth: 18" Seat to Footrest: 16"		734	814	894	976	1057
	Sled Base Stool Armless 29" Seat Height Shell: Poly Seat: Upholstered Pad Back: Upholstered Pad	CES-01S29	18	Overall Height: 42" Overall Width: 22¼" Overall Depth: 22½"	Seat Height: 29" Seat Width: 18½" Seat Depth: 18" Seat to Footrest: 16"		804	883	965	1045	1125
	Sled Base Stool Arms 29" Seat Height Shell: Poly Armcaps: Poly	CESA-08S29	18	Overall Height: 42" Overall Width: 26½" Overall Depth: 22½" Arm Height: 38"	Seat Height: 29" Seat Width: 18½" Seat Depth: 18" Between Arms: 23" Seat to Footrest: 16"	629					
	Sled Base Stool Arms 29" Seat Height Shell: Poly Seat: Upholstered Pad Armcaps: Poly	CESA-06S29	19	Overall Height: 42" Overall Width: 26½" Overall Depth: 22½" Arm Height: 38"	Seat Height: 29" Seat Width: 18½" Seat Depth: 18" Between Arms: 23" Seat to Footrest: 16"		806	888	967	1047	1128
	Sled Base Stool Arms 29" Seat Height Shell: Poly Seat: Upholstered Pad Back: Upholstered Pad Armcaps: Poly	CESA-03S29	19	Overall Height: 42" Overall Width: 26½" Overall Depth: 22½" Arm Height: 38"	Seat Height: 29" Seat Width: 18½" Seat Depth: 18" Between Arms: 23" Seat to Footrest: 16"		877	957	1038	1120	1201

38" - 42" table heights
are recommended for
use with 29" stool

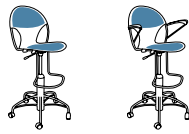
Stacking
Refer to page 30

COM Yardage
Refer to page 33.

Finish Options	Price
Chrome	n/c
Nickel.....	n/c
Powder Coat - Standard	n/c
Powder Coat - Premium.....	\$ 165







Accessories	Code	Price
Chair Trolley - Chela	ACTCE	\$ 906

Custom Charges		
Powder Coat Alternative (per color)	OPA	call
Poly Shell Alternative (per color)	OPS	call

Chela**Swivel Caster Base Stool
Armless + Arms****VERSTEEL****Questions?**

800 876 2120

material / fabric grade >

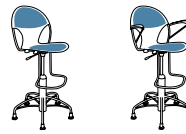
	Description	Model#	Product Wt	Dimensions (at highest cylinder height)		Poly	2/COM	3	4	5	6
	Swivel Caster Base Stool Armless Shell: Poly	CEC-07S	25	Overall Height: 44½" Overall Width: 25½" Overall Depth: 25½"	Seat Height: 22" - 32" Seat Width: 18½" Seat Depth: 18" Seat to Footrest: 14½"	1174					
	Swivel Caster Base Stool Armless Shell: Poly Seat: Upholstered Pad	CEC-04S	26	Overall Height: 44½" Overall Width: 25½" Overall Depth: 25½"	Seat Height: 22" - 32" Seat Width: 18½" Seat Depth: 18" Seat to Footrest: 14½"		1391	1470	1550	1632	1711
	Swivel Caster Base Stool Armless Shell: Poly Seat: Upholstered Pad Back: Upholstered Pad	CEC-01S	26	Overall Height: 44½" Overall Width: 25½" Overall Depth: 25½"	Seat Height: 22" - 32" Seat Width: 18½" Seat Depth: 18" Seat to Footrest: 14½"		1511	1589	1670	1753	1834
	Swivel Caster Base Stool Arms Shell: Poly Armcaps: Poly	CECA-08S	26	Overall Height: 44½" Overall Width: 26½" Overall Depth: 25½" Arm Height: 39"	Seat Height: 22" - 32" Seat Width: 18½" Seat Depth: 18" Between Arms: 23" Seat to Footrest: 14½"	1243					
	Swivel Caster Base Stool Arms Shell: Poly Seat: Upholstered Pad Armcaps: Poly	CECA-06S	27	Overall Height: 44½" Overall Width: 26½" Overall Depth: 25½" Arm Height: 39"	Seat Height: 22" - 32" Seat Width: 18½" Seat Depth: 18" Between Arms: 23" Seat to Footrest: 14½"		1460	1540	1621	1700	1783
	Swivel Caster Base Stool Arms Shell: Poly Seat: Upholstered Pad Back: Upholstered Pad Armcaps: Poly	CECA-03S	27	Overall Height: 44½" Overall Width: 26½" Overall Depth: 25½" Arm Height: 39"	Seat Height: 22" - 32" Seat Width: 18½" Seat Depth: 18" Between Arms: 23" Seat to Footrest: 14½"		1582	1661	1742	1824	1903







32" - 42" table heights
are recommended for
use with **swivel stool**

COM Yardage
Refer to page 33.

To Order, Specify...

- ① Model Number
- ② Shell Color
- ③ Frame Color
- ④ Upholstery Selection
- ⑤ Frame Options



	Description	Model#	Product Wt	Dimensions (at highest cylinder height)	material / fabric grade >					
					Poly	2/COM	3	4	5	6
	Swivel Glide Base Stool Armless Shell: Poly	CEG-07S	25	Overall Height: 44½" Overall Width: 25½" Overall Depth: 25½" Seat Height: 22" - 32" Seat Width: 18½" Seat Depth: 18" Seat to Footrest: 14½"	1159					
	Swivel Glide Base Stool Armless Shell: Poly Seat: Upholstered Pad	CEG-04S	26	Overall Height: 44½" Overall Width: 25½" Overall Depth: 25½" Seat Height: 22" - 32" Seat Width: 18½" Seat Depth: 18" Seat to Footrest: 14½"		1378	1459	1539	1620	1699
	Swivel Glide Base Stool Armless Shell: Poly Seat: Upholstered Pad Back: Upholstered Pad	CEG-01S	26	Overall Height: 44½" Overall Width: 25½" Overall Depth: 25½" Seat Height: 22" - 32" Seat Width: 18½" Seat Depth: 18" Seat to Footrest: 14½"		1500	1580	1660	1741	1822
	Swivel Glide Base Stool Arms Shell: Poly Armcaps: Poly	CEGA-08S	26	Overall Height: 44½" Overall Width: 26½" Overall Depth: 25½" Arm Height: 39" Seat Height: 22" - 32" Seat Width: 18½" Seat Depth: 18" Between Arms: 23" Seat to Footrest: 14½"	1232					
	Swivel Glide Base Stool Arms Shell: Poly Seat: Upholstered Pad Armcaps: Poly	CEGA-06S	27	Overall Height: 44½" Overall Width: 26½" Overall Depth: 25½" Arm Height: 39" Seat Height: 22" - 32" Seat Width: 18½" Seat Depth: 18" Between Arms: 23" Seat to Footrest: 14½"		1451	1531	1610	1692	1774
	Swivel Glide Base Stool Arms Shell: Poly Seat: Upholstered Pad Back: Upholstered Pad Armcaps: Poly	CEGA-03S	27	Overall Height: 44½" Overall Width: 26½" Overall Depth: 25½" Arm Height: 39" Seat Height: 22" - 32" Seat Width: 18½" Seat Depth: 18" Between Arms: 23" Seat to Footrest: 14½"		1571	1652	1731	1811	1894

32" - 42" table heights
are recommended for
use with **swivel stool**

COM Yardage
Refer to page 33.

Finish Options	Price
Chrome	\$ 165
Nickel	\$ 223
Powder Coat - Standard	n/c
Powder Coat - Premium	\$ 165

Frame Options	Code	Price
Casters Dual Wheel Black Nylon		
Hard Wheel (set of 4) (Caster Models Only)	CAS61	n/c

Accessories	Code	Price
Chair Trolley - Chela	ACTCE	\$ 906

Custom Charges		
Powder Coat Alternative (per color)	OPA	call
Poly Shell Alternative (per color)	OPS	call

Chela Beam




Four-Leg Base



VERSTEEL

Questions?

800 876 2120

	Description	Model#	Product Wt	Dimensions	material / fabric grade >	Poly	2/COM	3	4	5	6
	Two Seats 4-Leg Base Shell: Poly	CEBL2-07 2S	44	Overall Height: 32" Overall Width: 45" Overall Depth: 23"	Seat Height: 17½" Seat Width: 18½" Seat Depth: 18"	1664					
	Two Seats 4-Leg Base Shell: Poly Seat: Upholstered Pad	CEBL2-04 2S	44	Overall Height: 32" Overall Width: 45" Overall Depth: 23"	Seat Height: 17½" Seat Width: 18½" Seat Depth: 18"		2103	2265	2427	2588	2747
	Two Seats 4-Leg Base Shell: Poly Seat: Upholstered Pad Back: Upholstered Pad	CEBL2-01 2S	44	Overall Height: 32" Overall Width: 45" Overall Depth: 23"	Seat Height: 17½" Seat Width: 18½" Seat Depth: 18"		2346	2507	2668	2828	2990
















Due to the Flex Motion of every Chela seat, please allow a 4" space between the wall and Chela Beam.

COM Yardage
Refer to page 33.

To Order, Specify...

- ① Model Number
- ② Shell Color
- ③ Frame Color
- ④ Upholstery Selection
- ⑤ Top and Edge Style Including Laminate or Veneer Code and Edge Color



<div>top > edge ></div>							Laminate PVC	Laminate Wood	Veneer Wood																																																																															
							<div>Flat</div>  <div>LP1R</div>	<div>Flat</div>  <div>LW1R</div>	<div>Flat</div>  <div>VW1R</div>																																																																															
	<div>edge ordering code ></div>																																																																																							
							<div>Fluted</div>  <div>LPF1R</div>	<div>Fluted</div>  <div>LWF1R</div>	<div>Fluted</div>  <div>VWF1R</div>																																																																															
						<div>edge ordering code (radius corner) ></div>																																																																																		
<table><tr><th></th><th>Description</th><th>Model#</th><th>Product Wt</th><th>Dimensions</th><th>Grade</th><th></th><th></th><th></th></tr><tr><td rowspan="2"></td><td rowspan="2">One Seat with Round Top 4-Leg Base Shell: Poly</td><td rowspan="2">CEBL2-07 1SIT</td><td rowspan="2">46</td><td rowspan="2">Overall Height: 32" Overall Width: 45" Overall Depth: 23"</td><td rowspan="2">Seat Height: 17½" Seat Width: 18½" Seat Depth: 18" Table Height: 17" Top Thickness: ¾"</td><td rowspan="2">Poly</td><td rowspan="2">1652</td><td rowspan="2">2097</td><td rowspan="2">3034</td></tr><tr></tr><tr><td rowspan="6"></td><td rowspan="6">One Seat with Round Top 4-Leg Base Shell: Poly Seat: Upholstered Pad</td><td rowspan="6">CEBL2-04 1SIT</td><td rowspan="6">46</td><td rowspan="6">Overall Height: 32" Overall Width: 45" Overall Depth: 23"</td><td rowspan="6">Seat Height: 17½" Seat Width: 18½" Seat Depth: 18" Table Height: 17" Top Thickness: ¾"</td><td>2/COM</td><td>1869</td><td>2316</td><td>3254</td></tr><tr><td>3</td><td>1952</td><td>2398</td><td>3336</td></tr><tr><td>4</td><td>2030</td><td>2477</td><td>3416</td></tr><tr><td>5</td><td>2112</td><td>2558</td><td>3492</td></tr><tr><td>6</td><td>2191</td><td>2639</td><td>3577</td></tr><tr><td></td><td></td><td></td><td></td></tr><tr><td rowspan="6"></td><td rowspan="6">One Seat with Round Top 4-Leg Base Shell: Poly Seat: Upholstered Pad Back: Upholstered Pad</td><td rowspan="6">CEBL2-01 1SIT</td><td rowspan="6">46</td><td rowspan="6">Overall Height: 32" Overall Width: 45" Overall Depth: 23"</td><td rowspan="6">Seat Height: 17½" Seat Width: 18½" Seat Depth: 18" Table Height: 17" Top Thickness: ¾"</td><td>2/COM</td><td>1991</td><td>2437</td><td>3372</td></tr><tr><td>3</td><td>2071</td><td>2520</td><td>3454</td></tr><tr><td>4</td><td>2150</td><td>2597</td><td>3536</td></tr><tr><td>5</td><td>2233</td><td>2684</td><td>3618</td></tr><tr><td>6</td><td>2313</td><td>2764</td><td>3696</td></tr><tr><td></td><td></td><td></td><td></td></tr></table>											Description	Model#	Product Wt	Dimensions	Grade					One Seat with Round Top 4-Leg Base Shell: Poly	CEBL2-07 1SIT	46	Overall Height: 32" Overall Width: 45" Overall Depth: 23"	Seat Height: 17½" Seat Width: 18½" Seat Depth: 18" Table Height: 17" Top Thickness: ¾"	Poly	1652	2097	3034		One Seat with Round Top 4-Leg Base Shell: Poly Seat: Upholstered Pad	CEBL2-04 1SIT	46	Overall Height: 32" Overall Width: 45" Overall Depth: 23"	Seat Height: 17½" Seat Width: 18½" Seat Depth: 18" Table Height: 17" Top Thickness: ¾"	2/COM	1869	2316	3254	3	1952	2398	3336	4	2030	2477	3416	5	2112	2558	3492	6	2191	2639	3577						One Seat with Round Top 4-Leg Base Shell: Poly Seat: Upholstered Pad Back: Upholstered Pad	CEBL2-01 1SIT	46	Overall Height: 32" Overall Width: 45" Overall Depth: 23"	Seat Height: 17½" Seat Width: 18½" Seat Depth: 18" Table Height: 17" Top Thickness: ¾"	2/COM	1991	2437	3372	3	2071	2520	3454	4	2150	2597	3536	5	2233	2684	3618	6	2313	2764	3696				
	Description	Model#	Product Wt	Dimensions	Grade																																																																																			
	One Seat with Round Top 4-Leg Base Shell: Poly	CEBL2-07 1SIT	46	Overall Height: 32" Overall Width: 45" Overall Depth: 23"	Seat Height: 17½" Seat Width: 18½" Seat Depth: 18" Table Height: 17" Top Thickness: ¾"	Poly	1652	2097	3034																																																																															
	One Seat with Round Top 4-Leg Base Shell: Poly Seat: Upholstered Pad	CEBL2-04 1SIT	46	Overall Height: 32" Overall Width: 45" Overall Depth: 23"	Seat Height: 17½" Seat Width: 18½" Seat Depth: 18" Table Height: 17" Top Thickness: ¾"	2/COM	1869	2316	3254																																																																															
						3	1952	2398	3336																																																																															
						4	2030	2477	3416																																																																															
						5	2112	2558	3492																																																																															
						6	2191	2639	3577																																																																															
	One Seat with Round Top 4-Leg Base Shell: Poly Seat: Upholstered Pad Back: Upholstered Pad	CEBL2-01 1SIT	46	Overall Height: 32" Overall Width: 45" Overall Depth: 23"	Seat Height: 17½" Seat Width: 18½" Seat Depth: 18" Table Height: 17" Top Thickness: ¾"	2/COM	1991	2437	3372																																																																															
						3	2071	2520	3454																																																																															
						4	2150	2597	3536																																																																															
						5	2233	2684	3618																																																																															
						6	2313	2764	3696																																																																															

Due to the Flex Motion of every Chela seat, please allow a 4" space between the wall and Chela Beam.

COM Yardage
Refer to page 33.

Finish Options

Finish Options	Price
Chrome	\$ 165
Nickel.....	\$ 223
Powder Coat - Standard	n/c
Powder Coat - Premium.....	\$ 165

Custom Charges

Custom Charges	Code	Price
Powder Coat Alternative (per color)	OPA	call
Poly Shell Alternative (per color)	OPS	call
Stain Finish Match (per finish).....	OSM	\$ 957

Chela Beam

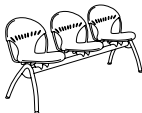
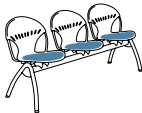

Four-Leg Base



VERSTEEL

Questions?

800 876 2120

	Description	Model#	Product Wt	Dimensions	material / fabric grade >					
					Poly	2/COM	3	4	5	6
	Three Seats 4-Leg Base Shell: Poly	CEBL3-07 3S	61	Overall Height: 32" Overall Width: 65" Overall Depth: 23"	Seat Height: 17½" Seat Width: 18½" Seat Depth: 18"	2257				
	Three Seats 4-Leg Base Shell: Poly Seat: Upholstered Pad	CEBL3-04 3S	61	Overall Height: 32" Overall Width: 65" Overall Depth: 23"	Seat Height: 17½" Seat Width: 18½" Seat Depth: 18"		2931	3175	3415	3656 3898
	Three Seats 4-Leg Base Shell: Poly Seat: Upholstered Pad Back: Upholstered Pad	CEBL3-01 3S	61	Overall Height: 32" Overall Width: 65" Overall Depth: 23"	Seat Height: 17½" Seat Width: 18½" Seat Depth: 18"		3287	3528	3770	4014 4253










Due to the Flex Motion of every Chela seat, please allow a 4" space between the wall and Chela Beam.

COM Yardage
Refer to page 33.

To Order, Specify...

- ① Model Number
- ② Shell Color
- ③ Frame Color
- ④ Upholstery Selection
- ⑤ Top and Edge Style Including Laminate or Veneer Code and Edge Color



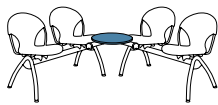
							top > edge >	Laminate PVC	Laminate Wood	Veneer Wood
								Flat	Flat	Flat
							edge ordering code >	 LP1R	 LW1R	 VW1R
							edge ordering code (radius corner) >	 LPF1R	 LWF1R	 VWF1R
	Description	Model#	Product Wt	Dimensions		Grade				
	Two Seats with Round Top 4-Leg Base Shell: Poly	CEBL3-07 2SIT	63	Overall Height: 32" Overall Width: 65" Overall Depth: 23"	Seat Height: 17½" Seat Width: 18½" Seat Depth: 18" Table Height: 17" Top Thickness: ¾"	Poly		2236	2691	3623
	Two Seats with Round Top 4-Leg Base Shell: Poly Seat: Upholstered Pad	CEBL3-04 2SIT	46	Overall Height: 32" Overall Width: 65" Overall Depth: 23"	Seat Height: 17½" Seat Width: 18½" Seat Depth: 18" Table Height: 17" Top Thickness: ¾"	2/COM 3 4 5 6		2691 2851 3010 3175 3335	3134 3296 3458 3621 3708	4070 4233 4476 4557 4719
	Two Seats with Round Top 4-Leg Base Shell: Poly Seat: Upholstered Pad Back: Upholstered Pad	CEBL3-01 2SIT	46	Overall Height: 32" Overall Width: 65" Overall Depth: 23"	Seat Height: 17½" Seat Width: 18½" Seat Depth: 18" Table Height: 17" Top Thickness: ¾"	2/COM 3 4 5 6		2931 3092 3253 3415 3576	3380 3540 3702 3862 4022	4313 4474 4636 4797 4958

Due to the Flex Motion of every Chela seat, please allow a 4" space between the wall and Chela Beam.

COM Yardage
Refer to page 33.

Finish Options	Price
Chrome	\$ 165
Nickel	\$ 223
Powder Coat - Standard	n/c
Powder Coat - Premium	\$ 165

Custom Charges	Code	Price
Powder Coat Alternative (per color)	OPA	call
Poly Shell Alternative (per color)	OPS	call
Stain Finish Match (per finish)	OSM	\$ 957



Questions?







800 876 2120

top >
edge >

edge ordering code (radius corner) >

edge ordering code (radius corner) >

top thickness >

Laminate PVC	Laminate Wood	Veneer Wood
Flat  LPIR	Flat  LWIR	Flat  VWIR
Fluted  LPFIR	Fluted  LWFIIR	Fluted  VWFIIR
7/8"	7/8"	7/8"
705	1153	2089
688	1135	2071
667	1120	2052
649	1100	2035
659	1106	2044
1240	1690	2623
819	1268	2205
804	1253	2188



Straight Connector
1½" Long
\$114 List Each

Model#
ABS 4LK

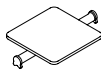
**Product
Wt**
3



Round Top
20" Straight Connector

Model#
ABS 20RD

**Product
Wt**
18



Square Top
20" Straight Connector

Model#
ABS 20SQ

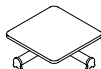
**Product
Wt**
20



Round Top
20" 90° Angle Connector

Model#
ABA 90D20RD

**Product
Wt**
18



Square Top
20" 90° Angle Connector

Model#
ABA 90D20SQ

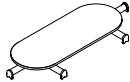
**Product
Wt**
20



Quarter Round Top
20" 90° Angle Connector

Model#
ABA 90D20QR

**Product
Wt**
18



Racetrack Top
20"x52" TT Connector

Model#
ABT2 90D52RA

**Product
Wt**
46



Round Top
20" 90° X Connector

Model#
ABX1 90D20RD

**Product
Wt**
25



Square Top
20" 90° X Connector

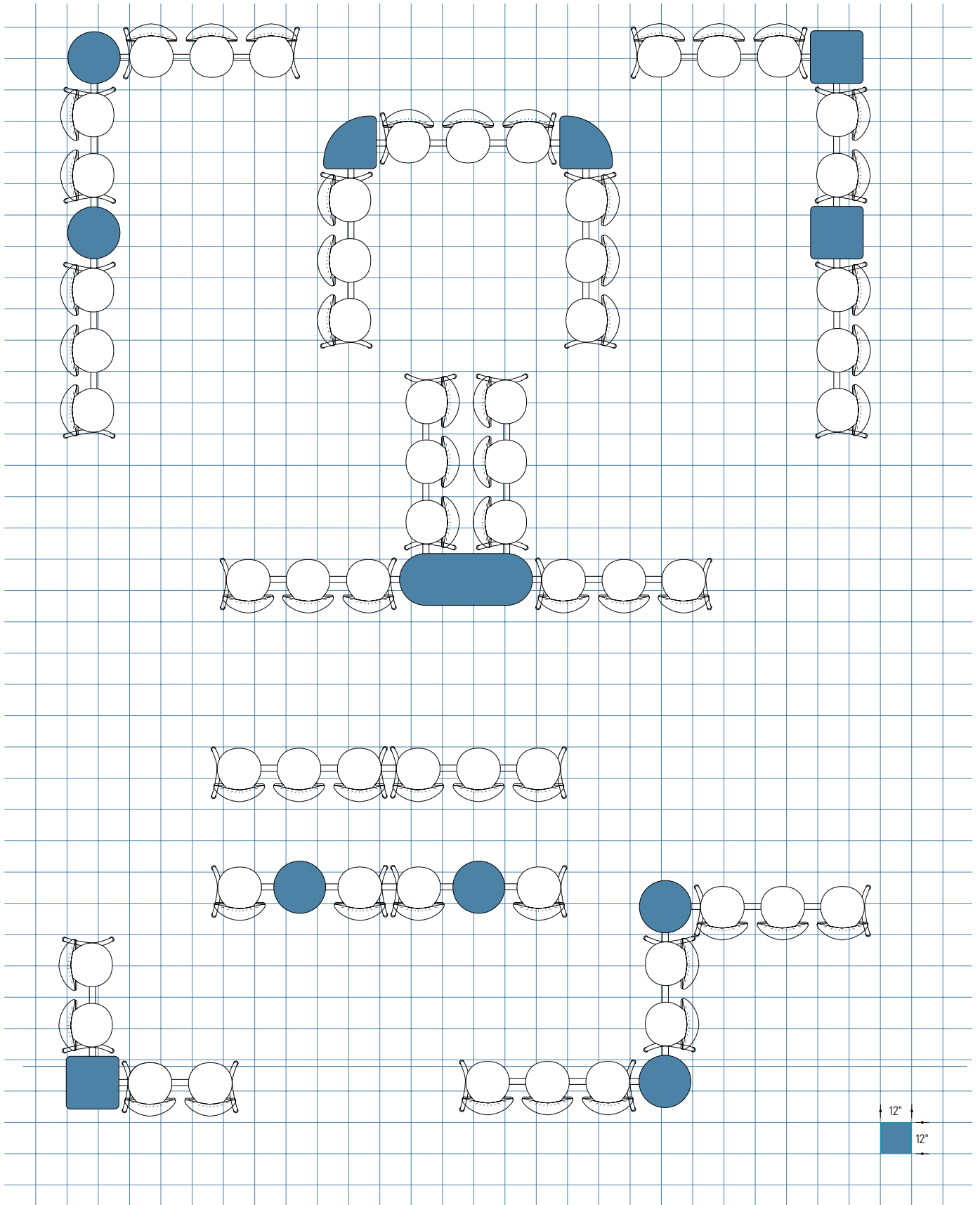
Model#
ABX1 90D20SQ

**Product
Wt**
27

Due to the Flex Motion of
every Chela seat, please
allow a 4" space between
the wall and Chela Beam.

To Order, Specify...

- 1 Model Number and Edge Code
- 2 Laminate or Veneer Code and
Edge Color





Specifications

Companion 4-leg guest chairs, tablet arm chairs, bariatric and stools are available with radius or flared backs. Chairs and stools can be specified with or without arms. Multiple material options are available on the seats, backs and armcaps ranging from upholstery to wood and urethane. An armless youth chair with a radius or flared back is also available.

Features

Finished wood back, seat and armcaps are made from rotary cut molded 7-ply maple. Chairs and stools have a stainless steel pivot glide and the bariatric chairs have a clear polycarbonate glide. Kick-back leg design creates a wall saver on all models. Chairs can be stacked on the floor or on the Companion Chair Trolley. Stools can be stacked on the floor. See below for stacking information.

Stacking Information

Floor

Arm and armless with glides (includes youth)	8
Arm and armless with single wheel casters	5
Arm and armless with dual wheel casters	4
With tablet arm	4
All stools	6

Trolley

Arm and armless with glides (included youth)	10
Arm and armless with single wheel casters	5
Arm and armless with dual wheel casters	4

Quickship Program

Available for select products in the Companion series, see pricing pages.

The Versteel Quickship Program consists of up to 50 tables, 25 tables with modesty panels or 100 chairs in 10 working days from time of order (received by 12pm EST). Orders must be accompanied by final material and finish specifications for order entry. They must be clearly marked "Quickship" and consist of products from the program. Quickship orders cannot be changed or cancelled, and credit approval must be acquired within 24 hours.

For additional information see Versteel.com.

Shipping Schedule

All Seating	4-5 WEEKS
Quickship Products	10 WORKING DAYS

Contact Versteel Customer Service for special lead time requests.

NOTE CHAIR ORDERS WITH COM UPHOLSTERY WILL BE SCHEDULED UPON RECEIPT OF COM UPHOLSTERY YARDAGE

BIFMA

All Versteel products are constructed to pass the relevant ANSI/BIFMA standards. For more detailed specifications by series and base style, contact Versteel Customer Service at 800.876.2120.

Additional information regarding warranty, terms and conditions, shipping, care and maintenance, etc. can be found in the All Seating price list.

Standard Versteel Upholstery

Standard Versteel Upholstery offers a range of materials, from fabrics in a variety of colors and textures to vinyls for soil resistance. Please refer to Versteel's fabric cards or the "Materials + Finishes" section of our website for information.

Grade-In Upholstery

Versteel has coordinated with upholstery manufacturers to simplify your order process. Many of the manufacturers' offerings have been pre-approved for application on Versteel Seating.

Contact Versteel Customer Service with your selected fabric choice to be graded in. You will be supplied with the appropriate grade-in designator. On your purchase order, complete the information with the pattern name, color description and grade-in designator, and Versteel will take it from there.

Customer's Own Material

Customer's Own Materials (COM's) are not an issue on Companion. Many COM's are pre-approved for application on Versteel Seating. Call Versteel Customer Service with your COM selection to determine if it has been pre-approved. If your selection has not been pre-approved, reference the "Receiving COM Approval" section below.

Receiving COM Approval

Not all materials are suitable for upholstery on Companion. A 12" x 12" memo sample must be supplied for approval before a COM material is accepted for an order. If the material is directional in pattern or weave, the pattern repeat (in inches) in both directions or the weave direction must be supplied.

Excess COM

Versteel will not store excess COM for more than 30 days after the order has been completed. If excess material is to be returned after order completion, send the request to Versteel Customer Service prior to acknowledged ship date. It is the customer's responsibility to arrange for the return of the material "freight collect."

COM Requiring Application Test

If an application test is required for your selected COM, send test sample material along with the following.

1. Name and return address
2. Model selected
3. Sketch showing special requirements for the positioning of the materials' pattern on the seat and ledge, if special considerations are required.

NOTE ALL UPHOLSTERIES ARE CUT UP THE ROLL TO MAXIMIZE YIELD AND WEAR PERFORMANCE

Ship COM to:

Versteel
2332 Cathy Lane
Jasper, IN 47546

COM must be shipped to the factory with transportation costs "prepaid." If material is considered defective or unusable, it will be returned "transportation collect."

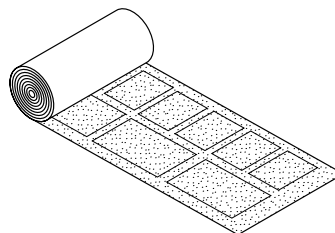
For standard lead time orders, tag fabric with purchase order number and identify with project number if possible.

Application of Directional Fabrics

Due to the upholstering process, some fabrics not considered directional by the supplier may be considered directional by Versteel.

All COM's are cut "up the roll" unless otherwise directed by the customer (see illustration below).

EXAMPLE PATTERN CUT UP THE ROLL



If special cutting or upholstery application is required, you must indicate requirement at time of order entry.

Companion COM Yardage Requirements

COM yardage requirements are calculated for chairs and stools based on a material width of 54" and a repeat of 2" or less. For material less than 54" wide, contact Versteel for yardage requirements. Use the chart below as a guide to calculate your COM yardage. For quantities greater than 20 chairs or stools, contact Versteel Customer Service for calculation of COM yardage by model.

Quantity of Chairs	1	2	3	4	5	6	7	8	9	10	11	12	13	14	15	16	17	18	19	20
Companion Chairs and Stools With or Without Arms (yardage includes upholstered armcaps if specified)																				
Upholstered Seat & Back	1.5	2.5	3.5	4.5	5.0	6.0	6.5	7.5	9.0	9.5	11.0	11.0	13.0	13.0	15.5	14.5	16.0	17.5	17.5	19.0
Upholstered Seat Armless	1.0	1.5	1.5	2.5	2.5	3.0	3.0	4.0	4.5	4.5	5.0	5.0	6.0	6.0	6.5	6.5	7.5	8.0	8.0	8.5
Upholstered Seat with Arms	1.0	1.5	1.5	2.5	2.5	3.0	3.0	4.0	4.5	4.5	5.0	5.0	6.0	6.0	6.5	6.5	7.5	8.0	8.0	8.5
Upholstered Back Only	1.0	2.0	2.0	2.5	3.5	4.0	4.5	5.0	5.5	6.0	6.5	7.0	7.5	8.0	8.5	9.0	9.5	10.0	10.5	11.5
Companion X (Bariatric) Chairs (yardage includes upholstered armcaps)																				
Uph Seat, Back & Armcaps	2.5	5.0	7.0	9.0	11.0	13.5	15.5	17.0	19.0	21.5	23.0	24.5	26.5	28.5	30.5	32.5	34.5	36.0	38.0	40.0

Patterned COM Additional Yardage Guide

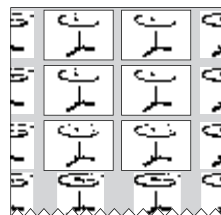
Use the guide below to aid in ordering the appropriate COM fabric when needing to match a pattern with a repeat. To use this guide, add the vertical and horizontal repeats together (e.g. a 5" vertical repeat plus an 11" horizontal repeat gives a 16" total). Then find the appropriate entry on the chart, and increase the yardage estimate by the percentage indicated.

For example: The yardage estimate is 8 yards of 54" wide fabric and the pattern has a repeat of 11" horizontal and 5" vertical. Add up the repeats (11" + 5" = 16") and find the appropriate entry - 15% in this example. Fifteen percent more fabric is required to match the pattern. 8 yards plus an extra 15% is 9.2 yards.

Fabric Width	Plain Fabric	3" - 14" Repeat	15" - 19" Repeat	20" - 27" Repeat	28" - 36" Repeat	37" - 45" Repeat	46" - 54" Repeat
54"	0%	10%	15%	20%	25%	30%	35%
50" - 52"	10%	20%	25%	30%	35%	40%	45%

Decorative Patterns

Yardage requirements are greatly affected by the size of the repeat and the print or pattern of the material. Versteel cuts all seating patterns with aesthetic concerns in mind for high quality and consistency. Refer to the COM listing for the yardage required for pattern repeat.



To Order, Specify...

- 1 Model Number
- 2 Frame Color
- 3 Wood Finish
- 4 Upholstery Selection
- 5 Urethane Armcap Color
- 6 Frame Options

model number	finish selections		frame options
CLRA-01 <small>model number</small>	PWHI <small>frame color</small>	FED Grotto <small>upholstery selection</small>	---- <small>chair frame options</small>

A **CLRA-01** is a Companion series, radius back armless 4-leg chair with an upholstered seat and back..

The codes **PWHI** / **FED Grotto** specify a Whisper frame and Grade 4 Editor Grotto upholstery.

Model Number **CLRA-01**



Orders may be sent via

Mailing Address

Versteel
2332 Cathy Lane
Jasper, IN 47546

Contact Versteel

Email contact@versteel.com
Phone 800 876 2120
812 634 2120

Studio Steel®

Versteel's "urban fabrication" process leaves the telltale signs of welding and assembly on the surface, highlighting a manufacturing aesthetic. Choosing a clear or transparent powder coat is recommended, allowing tonal striations (created as a result of extreme heat), natural textures, and the inherent qualities of raw steel to show through.

Studio Steel Process \$165 per chair

Powder Coat Finishes

All powder coat finishes in the Versteel offering have been formulated with the use of epoxy, polyester or epoxy and polyester blends to maximize the finish durability.

Powder Coat - Standard n/c

Powder Coat - Premium \$165 per chair

Companion Powder Coat Colors

Alloy	PALY	Mint	PMNT
Amethyst	PAME	Navy	PNV
Anthracite	PANT	Nimbus	PNIM
Black Anodized	PBLA	Nutmeg	PNUT
Bronze	PBRO	◆ Pacific	PPAC
Calypso	PCAL	Pearl	PPEA
Carbon	PCAR	Pebble	PPEB
Champagne	PCHA	◆ Platinum	PPLA
Coconut	PCOC	Poppy	PPOP
◆ Copper	PCOP	◆ Raven	PRAV
Crimson	PCRI	Royal	PROY
◆ Crystal	PCRY	Seaside	PSEA
Daffodil	PDAF	Shipyard	PSHI
Ebony	PEBO	Silver	PSIL
Forest	PFOR	Snow	PSNO
Fossil	PFOS	Stone	PSTO
◆ Garnet	PGAR	Storm	PSTM
◆ Gold	PGOL	Terra Cotta	PTEC
Graphite	PGRA	Whisper	PWHI
◆ Hope	PHOP	White Linen	PWHL
Kelly Green	PKEG	Powder Coat Alternative	OPA
◆ Matte	PMAT		
Mica	PMIC		

Transparent Powder Coats (indicated by ◆)

Please note that the transparent characteristics of these powders allow all natural welds and textures inherent to raw steel to be visible.

Premium Powder Coats (indicated by ●)

Versteel's premium process uses specially formulated powder coats for a truly unique color palette.

Plated

Versteel offers two plated options: Chrome and Nickel. Chrome is our most durable finish available and is a deep luster chrome plated finish. Nickel is a plated finish with a clear coat applied for durability. An upcharge applies for plated finishes. See product pricing pages for upcharge.

Chrome ECHR

Nickel ENKL

Wood Finish

Versteel uses a post-catalyst varnish NDF topcoat that meets AWI (Architectural Woodwork Institute) TR6 performance standards.

Companion Wood Finishes

All Companion wood finishes on Maple.

Beach	WBEA	Forest	WFOR
Blossom Cherry	WBLC	Golden Cherry	WGNC
Brighton Walnut	WBRW	Java Cherry	WJAC
Caramel Maple	WCMM	Millwork Cherry	WMWC
Chestnut	WCHE	Pebble	WPEB
Cordovan Cherry	WCNC	Seaside	WSEA
Drift	WDRI	Solar Maple	WSLM
Espresso Walnut	WESW	Sugar Maple	WSUM
Fawn	WFAW	Terra Cotta	WTEC
Fog	WFOG	Whisper	WWHI

Companion Urethane Armcaps

Companion armcaps are molded with soft urethane. The materials provide a comfortable, supportive seating surface through the movement of the chair.

Companion Urethane Armcap Colors

Alloy	UALY	Pearl	UPEA
Ebony	UEBO	Stone	USTO
Fossil	UFOS	Storm	USTM
Graphite	UGRA	Whisper	UWHI
Nimbus	UNIM	White Linen	UWHL

Finish Reference & Samples

For finish color reference, please refer to our website. Contact Versteel Customer Service to receive actual color samples for color matches and final color approval.

Powder Coat Alternative**Call for quotation**

Specify code **OPA** (*Powder Coat Alternative*), add cost from Versteel quotation

Powder Coat Alternative is available from Versteel. The entire RAL color reference along with hundreds of other color and finishes are available.

For Powder Coat Alternative matching, you must supply a color reference sample, or an RAL number. Versteel will review the sample for possible existing colors available and send a sample for customer approval. If no color match exists a custom match can be developed. Call Versteel Customer Service for associated upcharges on custom color development.

NOTE CUSTOM COLOR MATCHING APPROVALS MAY AFFECT STANDARD PRODUCTION SCHEDULES

Stain Finish Match**\$996 / one time charge per finish, per order**

Specify code **OSM** (*Stain Finish Match*), add \$996.00 list per finish, per order

Alternative Stain Finishes are available. For Stain Finish Matching you must supply two 4" x 4" finish color and grain reference samples. An expertly finish matched sample will be provided for customer approval.

NOTE CUSTOM COLOR MATCHING APPROVALS MAY AFFECT STANDARD PRODUCTION SCHEDULES

Custom Engraving or Cutout**Call for Quotation**

Specify code **KLC** (*Laser Cutout*), add cost from Versteel quotation

Personalize seating with your custom art via etching, engraving or laser cutting.

Hard Surface Glides - Nylon (set of 4)

\$23 / chair or stool

Specify code **GLD32** (Hard Surface Glides - Nylon), add \$23 list per chair or stool.

Glide surface is nylon and designed for use on hard surface flooring. See individual product pages for availability and ordering code.



Hard Surface Glides - Felt (set of 4)

\$23 / chair or stool

Specify code **GLD33** (Hard Surface Glides - Felt), add \$23 list per chair or stool.

Glide surface is felt and designed for use on hard surface flooring. See individual product pages for availability and ordering code.



Felt Hard Surface Replacement Caps (set of 4)

\$23 / chair or stool

Specify code **ABGFRC** (Felt Hard Surface Replacement Caps), add \$23 list per chair or stool

Felt replacement caps for felt hard surface glides.

Accessory Glide Replacement Tool

\$26 / tool

Specify code **AGRT** (Accessory Glide Replacement Tool), add \$26 list per tool

Use to remove worn felt hard surface glide caps.

Casters - Non-Locking Single Wheel (set of 4)

\$191 / chair

Specify code **CAS33** (Casters - Non-Locking Single Wheel), add \$191 list per chair

Non-locking single wheel, unique profile 2" diameter caster threaded into the receiver leg base. Please refer to the individual pricing pages for availability. Must be specified at the time of order. Caster option does not change the chair seat height.



Casters - Non-Locking Dual Wheel Black Nylon Hard Wheel (Set of 4)

\$171 / chair

Specify code **CAS54** (Casters - Dual Wheel Black Nylon Hard Wheel), add \$171 list per 4-leg chair.

Black non-locking dual wheel, 2" diameter hard wheel casters may be specified on the 4-leg guest chair. Please refer to the individual pricing pages for availability. Caster option must be specified at the time of the order and does not change the chair seat height.



Casters - Non-Locking Dual Wheel Black Nylon Soft Wheel (Set of 4)

\$171 / chair

Specify code **CAS58** (Casters - Dual Wheel Black Nylon soft Wheel), add \$171 list per 4-leg chair.

Black non-locking dual wheel, 2" diameter soft wheel casters may be specified on the 4-leg guest chair. Please refer to the individual pricing pages for availability. Caster option must be specified at the time of the order and does not change the chair seat height.

Chair Link - Companion

\$35 / chair

Specify code **ACLCO** (Chair Link - Companion), add \$35 list per chair

Link will ship installed on chair when specified on order. Can be field installed without the use of tools. Link stores under chair seat.



Book Basket - Companion

\$148 / basket

Specify code **BCI** (Book Basket - Companion) add \$148 list per chair

The Companion book basket is made of formed resistance welded wire. Finish is Chrome unless otherwise specified. Basket may be field installed. Inside dimensions are 11½" w x 13½" d x 6" h



Chair Trolley - Companion

\$717 / each

Specify code **ACTCO** (Chair Trolley - Companion), add \$717 list each



Companion upholstered or wood chairs with glides stack 10 high. Chairs with single wheel casters stack 5 high while chairs with dual wheel casters stack 4 high. Trolley with a stack of 10 chairs measures approximately 24"w x 36"d x 61"h.

STACKING INFORMATION - COMPANION ALL COMPANION ARM AND ARMLESS CHAIRS WITH GLIDES STACK 10 HIGH ON THE TROLLEY AND 8 HIGH ON THE FLOOR. CHAIRS WITH SINGLE WHEEL CASTERS STACK 5 HIGH ON THE TROLLEY AND 5 HIGH ON THE FLOOR. CHAIRS WITH DUAL WHEEL CASTERS STACK 4 HIGH ON THE TROLLEY AND 4 HIGH ON THE FLOOR. CHAIRS WITH TABLET ARM STACK 4 HIGH ON THE FLOOR. ALL COMPANION STOOLS STACK 6 HIGH ON THE FLOOR.

NOTE NOT AVAILABLE FOR COMPANION X CHAIRS

Chair Trolley - Companion Youth

\$717 / each

Specify code **ACTCOY** (Chair Trolley - Companion Youth), add \$717 list each



Companion Youth upholstered or wood chairs stack 10 high. Trolley with stack of 10 chairs measures approximately 21½"w x 33½"d x 50½"h.

STACKING INFORMATION - COMPANION ALL COMPANION YOUTH CHAIRS STACK 10 HIGH ON THE TROLLEY AND 8 HIGH ON THE FLOOR.

Companion

Radius Back Chair
Armless








VERSTEEL

Questions?

800 876 2120

Quickship Program Product

material / fabric grade >

	Description	Model#	Product Wt	Dimensions		2/COM	3	4	5	6	Wood or Alum.
	4-Leg Base Seat: Upholstered Back: Upholstered	CLRA-01	19	Overall Height: 31½" Overall Width: 20½" Overall Depth: 22½"	Seat Height: 18" Seat Width: 16" Seat Depth: 17"	737	834	928	1024	1121	
	4-Leg Base Seat: Upholstered Back: Wood	CLRA-04	19	Overall Height: 31½" Overall Width: 20½" Overall Depth: 22½"	Seat Height: 18" Seat Width: 16" Seat Depth: 17"	854	932	1010	1088	1160	
	4-Leg Base Seat: Wood Back: Wood	CLRA-07	19	Overall Height: 31½" Overall Width: 20½" Overall Depth: 22½"	Seat Height: 18" Seat Width: 16" Seat Depth: 17"						991
	4-Leg Base Seat: Aluminum Back: Aluminum	CLRA-41	19	Overall Height: 31½" Overall Width: 20½" Overall Depth: 22½"	Seat Height: 18" Seat Width: 16" Seat Depth: 17"						967
	4-Leg Base Seat: Upholstered Back: Aluminum	CLRA-42	19	Overall Height: 31½" Overall Width: 20½" Overall Depth: 22½"	Seat Height: 18" Seat Width: 16" Seat Depth: 17"	878	953	1032	1108	1185	

Stacking

Refer to page 54.




COM Yardage

Refer to page 57.

To Order, Specify...

- 1 Model Number
- 2 Frame Color
- 3 Wood Finish or Aluminum Color
- 4 Upholstery Selection
- 5 Frame Options



						material / fabric grade >					
Description		Model#	Product Wt	Dimensions		2/COM	3	4	5	6	Wood
	4-Leg Base Seat: Upholstered Back: Upholstered	CLRA-01Y	12	Overall Height: 25" Overall Width: 18¾" Overall Depth: 17½"	Seat Height: 14¼" Seat Width: 14" Seat Depth: 14½"	590	688	785	880	976	
	4-Leg Base Seat: Upholstered Back: Wood	CLRA-04Y	12	Overall Height: 25" Overall Width: 18¾" Overall Depth: 17½"	Seat Height: 14¼" Seat Width: 14" Seat Depth: 14½"	683	763	838	918	996	
	4-Leg Base Seat: Wood Back: Wood	CLRA-07Y	12	Overall Height: 25" Overall Width: 18¾" Overall Depth: 17½"	Seat Height: 14¼" Seat Width: 14" Seat Depth: 14½"						792

22" - 24" table heights
are recommended for
use with youth seating

Stacking
Refer to page 54.

COM Yardage
Refer to page 57.

Finish Options	Price
Chrome	\$ 165
Nickel.....	\$ 223
Powder Coat - Standard	n/c
Powder Coat - Premium.....	\$ 165

Frame Options	Code	Price
Hard Surface Glides - Nylon (set of 4).....	GLD32	\$ 23
Hard Surface Glides - Felt (set of 4)	GLD33	\$ 23
Casters - Single Wheel Soft Wheel (set of 4).....	CAS33	\$ 191
Casters - Dual Wheel Black Nylon Hard Wheel (set of 4).....	CAS54	\$ 171
Casters - Dual Wheel Black Nylon Soft Wheel (set of 4).....	CAS56	\$ 171
Casters Not Available on Companion Youth Models		

Accessories	Code	Price
Chair Trolley - Companion.....	ACTCO	\$ 717
Chair Trolley - Companion Youth	ACTCOY	\$ 717
Chair Link - Companion.....	ACLCO	\$ 35
Not Available on Companion Youth Models		

Custom Charges		
Powder Coat Alternative (per color)	OPA	call
Stain Finish Match (per finish).....	OSM	\$ 957

Companion

Radius Back Chair Arms










VERSTEEL

Questions?

800 876 2120

QS Quickship Program Product

material / fabric grade >

		Product		Dimensions		2/COM	3	4	5	6	Wood
Description	Model#	Product	Wt								
 4-Leg Base Seat: Upholstered Back: Upholstered Armcaps: None	CLARA-01	QS	20	Overall Height: 32"	Seat Height: 18" Seat Width: 17" Seat Depth: 18" Between Arms: 19" Arm Height: 25"	808	903	999	1096	1190	
 4-Leg Base Seat: Upholstered Back: Upholstered Arms: Upholstered	CLARA-02	QS	20	Overall Height: 32" Overall Width: 23" Overall Depth: 21"	Seat Height: 18" Seat Width: 17" Seat Depth: 18" Between Arms: 19" Arm Height: 26"	926	1040	1156	1273	1391	
 4-Leg Base Seat: Upholstered Back: Upholstered Armcaps: Wood	CLARA-03	QS	20	Overall Height: 32" Overall Width: 23" Overall Depth: 21"	Seat Height: 18" Seat Width: 17" Seat Depth: 18" Between Arms: 19" Arm Height: 26"	1039	1134	1232	1326	1422	
 4-Leg Base Seat: Upholstered Back: Wood Armcaps: None	CLARA-04	QS	20	Overall Height: 32" Overall Width: 23" Overall Depth: 21"	Seat Height: 18" Seat Width: 17" Seat Depth: 18" Between Arms: 19" Arm Height: 25"	925	1000	1076	1155	1233	
 4-Leg Base Seat: Upholstered Back: Wood Armcaps: Upholstered	CLARA-05	QS	20	Overall Height: 32" Overall Width: 23" Overall Depth: 21"	Seat Height: 18" Seat Width: 17" Seat Depth: 18" Between Arms: 19" Arm Height: 26"	1040	1135	1233	1328	1426	
 4-Leg Base Seat: Upholstered Back: Wood Armcaps: Wood	CLARA-06	QS	20	Overall Height: 32" Overall Width: 23" Overall Depth: 21"	Seat Height: 18" Seat Width: 17" Seat Depth: 18" Between Arms: 19" Arm Height: 26"	1155	1233	1310	1388	1466	
 4-Leg Base Seat: Wood Back: Wood Armcaps: None	CLARA-07	QS	20	Overall Height: 32" Overall Width: 23" Overall Depth: 21"	Seat Height: 18" Seat Width: 17" Seat Depth: 18" Between Arms: 19" Arm Height: 25"						1061
 4-Leg Base Seat: Wood Back: Wood Armcaps: Wood	CLARA-08	QS	20	Overall Height: 32" Overall Width: 23" Overall Depth: 21"	Seat Height: 18" Seat Width: 17" Seat Depth: 18" Between Arms: 19" Arm Height: 26"						1295

Stacking

Refer to page 54.

COM Yardage



Refer to page 57.

To Order, Specify...

- 1 Model Number
- 2 Frame Color
- 3 Wood Finish
- 4 Upholstery Selection
- 5 Urethane Armcap Color
- 6 Frame Options



Quickship Program Product

						material / fabric grade >					
	Description	Model#	Product Wt	Dimensions		2/COM	3	4	5	6	Wood
	4-Leg Base Seat: Upholstered Back: Upholstered Armcaps: Urethane	CLARA-09	20	Overall Height: 32" Overall Width: 23" Overall Depth: 21¾"	Seat Height: 18" Seat Width: 17" Seat Depth: 18" Between Arms: 19¾" Arm Height: 26"	926	1040	1156	1273	1391	
	4-Leg Base Seat: Upholstered Back: Wood Armcaps: Urethane	CLARA-10	20	Overall Height: 32" Overall Width: 23" Overall Depth: 21¾"	Seat Height: 18" Seat Width: 17" Seat Depth: 18" Between Arms: 19¾" Arm Height: 26"	1040	1135	1233	1328	1426	

Stacking
 Refer to page 54.

COM Yardage
 Refer to page 57.

Finish Options	Price
Chrome	\$ 165
Nickel.....	\$ 223
Powder Coat - Standard	n/c
Powder Coat - Premium.....	\$ 165

Frame Options	Code	Price
Hard Surface Glides - Nylon (set of 4).....	GLD32	\$ 23
Hard Surface Glides - Felt (set of 4)	GLD33	\$ 23
Casters - Single Wheel Soft Wheel (set of 4).....	CAS33	\$ 191
Casters - Dual Wheel Black Nylon		
Hard Wheel (set of 4).....	CAS54	\$ 171
Casters - Dual Wheel Black Nylon		
Soft Wheel (set of 4).....	CAS56	\$ 171

Accessories	Code	Price
Chair Trolley - Companion.....	ACTCO	\$ 717
Chair Link - Companion.....	ACLCO	\$ 35

Custom Charges		
Powder Coat Alternative (per color)	OPA	call
Stain Finish Match (per finish).....	OSM	\$ 957

Companion

Radius Back Chair
Flip-Up Tablet Arm



VERSTEEL







Questions?

800 876 2120

material / fabric grade >

Questions?

800 876 2120

	Description	Model#	Product Wt	Dimensions	material / fabric grade ›	2/COM	3	4	5	6	Wood
	4-Leg Base Tablet Right Seat: Upholstered Back: Upholstered	CLRA-01TBR	22	Overall Height: 32" Overall Width: 23" Overall Depth: 30"	Seat Height: 18" Seat Width: 17" Seat Depth: 18" Arm Height: 26"	976	11072	1165	1262	1359	
	4-Leg Base Tablet Right Seat: Upholstered Back: Wood	CLRA-04TBR	22	Overall Height: 32" Overall Width: 23" Overall Depth: 30"	Seat Height: 18" Seat Width: 17" Seat Depth: 18" Arm Height: 26"	1095	1172	1250	1325	1404	
	4-Leg Base Tablet Right Seat: Wood Back: Wood	CLRA-07TBR	22	Overall Height: 32" Overall Width: 23" Overall Depth: 30"	Seat Height: 18" Seat Width: 17" Seat Depth: 18" Arm Height: 26"						1228
	4-Leg Base Tablet Left Seat: Upholstered Back: Upholstered	CLRA-01TBL	22	Overall Height: 32" Overall Width: 23" Overall Depth: 30"	Seat Height: 18" Seat Width: 17" Seat Depth: 18" Arm Height: 26"	976	11072	1165	1262	1359	
	4-Leg Base Tablet Left Seat: Upholstered Back: Wood	CLRA-04TBL	22	Overall Height: 32" Overall Width: 23" Overall Depth: 30"	Seat Height: 18" Seat Width: 17" Seat Depth: 18" Arm Height: 26"	1095	1172	1250	1325	1404	
	4-Leg Base Tablet Left Seat: Wood Back: Wood	CLRA-07TBL	22	Overall Height: 32" Overall Width: 23" Overall Depth: 30"	Seat Height: 18" Seat Width: 17" Seat Depth: 18" Arm Height: 26"						1228

Tablet Dimensions
13" d x 13½" w x ¾" thick

Tablet is available in black only.

Tablet Material
¾" Black Thermofoil with a Black Thermofoil edge.

Stacking
Refer to page 54.

COM Yardage
Refer to page 57.

Tablet Dimensions

13" d x 13½" w x ¾" thick

Tablet is available in black only.

Tablet Material

¾" Black Thermofoil with a Black Thermofoil edge.

Stacking

Refer to page 54.







COM Yardage

Refer to page 57.

To Order, Specify...

- 1 Model Number
- 2 Frame Color
- 3 Wood Finish
- 4 Upholstery Selection
- 5 Frame Options



						material / fabric grade >					
						2/COM	3	4	5	6	Wood
	Description	Model#	Product Wt	Dimensions							
	4-Leg Base Tablet Right Seat: Upholstered Back: Upholstered	CLRA-01RTBR	22	Overall Height: 32" Overall Width: 24½" Overall Depth: 32½"	Seat Height: 18" Seat Width: 17" Seat Depth: 18" Arm Height: 26"	1124	1298	1393	1489	1584	
	4-Leg Base Tablet Right Seat: Upholstered Back: Wood	CLRA-04RTBR	22	Overall Height: 32" Overall Width: 24½" Overall Depth: 32½"	Seat Height: 18" Seat Width: 17" Seat Depth: 18" Arm Height: 26"	1321	1397	1475	1552	1630	
	4-Leg Base Tablet Right Seat: Wood Back: Wood	CLRA-07RTBR	22	Overall Height: 32" Overall Width: 24½" Overall Depth: 32½"	Seat Height: 18" Seat Width: 17" Seat Depth: 18" Arm Height: 26"						1455
	4-Leg Base Tablet Left Seat: Upholstered Back: Upholstered	CLRA-01RTBL	22	Overall Height: 32" Overall Width: 24½" Overall Depth: 32½"	Seat Height: 18" Seat Width: 17" Seat Depth: 18" Arm Height: 26"	1124	1298	1393	1489	1584	
	4-Leg Base Tablet Left Seat: Upholstered Back: Wood	CLRA-04RTBL	22	Overall Height: 32" Overall Width: 24½" Overall Depth: 32½"	Seat Height: 18" Seat Width: 17" Seat Depth: 18" Arm Height: 26"	1321	1397	1475	1552	1630	
	4-Leg Base Tablet Left Seat: Wood Back: Wood	CLRA-07RTBL	22	Overall Height: 32" Overall Width: 24½" Overall Depth: 32½"	Seat Height: 18" Seat Width: 17" Seat Depth: 18" Arm Height: 26"						1455
Tablet Dimensions 15" d x 18¾" w x ¾" thick Tablet is available in black only. Tablet Material ¾" Black Thermofoil with a Black Thermofoil edge. Stacking Refer to page 54. COM Yardage Refer to page 57.											

Finish Options	Price
Chrome	\$ 165
Nickel	\$ 223
Powder Coat - Standard	n/c
Powder Coat - Premium	\$ 165

Frame Options	Code	Price
Hard Surface Glides - Nylon (set of 4)	GLD32	\$ 23
Hard Surface Glides - Felt (set of 4)	GLD33	\$ 23
Casters - Single Wheel Soft Wheel (set of 4)	CAS33	\$ 191
Casters - Dual Wheel Black Nylon		
Hard Wheel (set of 4)	CAS54	\$ 171
Casters - Dual Wheel Black Nylon		
Soft Wheel (set of 4)	CAS56	\$ 171

Custom Charges	Code	Price
Powder Coat Alternative (per color)	OPA	call
Stain Finish Match (per finish)	OSM	\$ 957

Companion

Radius Back Stool - 24"
Armless






**VERSTEEL****Questions?**

800 876 2120

material / fabric grade >

Questions?

800 876 2120

	Description	Model#	Product Wt	Dimensions	material / fabric grade >	2/COM	3	4	5	6	Wood or Alum.
	4-Leg Base 24" Seat Height Seat: Upholstered Back: Upholstered	CLRA-01S24	20	Overall Height: 38" Overall Width: 20½" Overall Depth: 26"	Seat Height: 24" Seat Width: 16" Seat Depth: 17" Seat to Footrest: 15½"	1016	1113	1208	1304	1399	
	4-Leg Base 24" Seat Height Seat: Upholstered Back: Wood	CLRA-04S24	20	Overall Height: 38" Overall Width: 20½" Overall Depth: 22½"	Seat Height: 18" Seat Width: 16" Seat Depth: 17" Seat to Footrest: 15½"	1134	1212	1293	1370	1446	
	4-Leg Base 24" Seat Height Seat: Wood Back: Wood	CLRA-07S24	20	Overall Height: 38" Overall Width: 20½" Overall Depth: 22½"	Seat Height: 18" Seat Width: 16" Seat Depth: 17" Seat to Footrest: 15½"						1269
	4-Leg Base 24" Seat Height Seat: Aluminum Back: Aluminum	CLRA-41S24	20	Overall Height: 38" Overall Width: 20½" Overall Depth: 22½"	Seat Height: 18" Seat Width: 16" Seat Depth: 17" Seat to Footrest: 15½"						1269
	4-Leg Base 24" Seat Height Seat: Upholstered Back: Aluminum	CLRA-42S24	20	Overall Height: 38" Overall Width: 20½" Overall Depth: 22½"	Seat Height: 18" Seat Width: 16" Seat Depth: 17" Seat to Footrest: 15½"	1155	1233	1310	1388	1466	

33" - 38" table heights are recommended for use with 24" stool

Stacking
Refer to page 54.

COM Yardage
Refer to page 57.

33" - 38" table heights
are recommended for
use with 24" stool

Stacking

Refer to page 54.






COM Yardage

Refer to page 57.

To Order, Specify...

- ① Model Number
- ② Frame Color
- ③ Wood Finish or Aluminum Color
- ④ Upholstery Selection
- ⑤ Frame Options



						material / fabric grade >					
	Description	Model#	Product Wt	Dimensions		2/COM	3	4	5	6	Wood or Alum.
	4-Leg Base 29" Seat Height Seat: Upholstered Back: Upholstered	CLRA-01S29	21	Overall Height: 43" Overall Width: 20½" Overall Depth: 26"	Seat Height: 29" Seat Width: 16" Seat Depth: 17" Seat to Footrest: 15½"	1016	1113	1208	1304	1399	
	4-Leg Base 29" Seat Height Seat: Upholstered Back: Wood	CLRA-04S29	21	Overall Height: 43" Overall Width: 20½" Overall Depth: 26"	Seat Height: 29" Seat Width: 16" Seat Depth: 17" Seat to Footrest: 15½"	1134	1212	1293	1370	1446	
	4-Leg Base 29" Seat Height Seat: Wood Back: Wood	CLRA-07S29	21	Overall Height: 43" Overall Width: 20½" Overall Depth: 26"	Seat Height: 29" Seat Width: 16" Seat Depth: 17" Seat to Footrest: 15½"						1269
	4-Leg Base 29" Seat Height Seat: Aluminum Back: Aluminum	CLRA-41S29	21	Overall Height: 43" Overall Width: 20½" Overall Depth: 26"	Seat Height: 29" Seat Width: 16" Seat Depth: 17" Seat to Footrest: 15½"						1269
	4-Leg Base 29" Seat Height Seat: Upholstered Back: Aluminum	CLRA-42S29	21	Overall Height: 43" Overall Width: 20½" Overall Depth: 26"	Seat Height: 29" Seat Width: 16" Seat Depth: 17" Seat to Footrest: 15½"	1155	1233	1310	1388	1466	

38" - 42" table heights
are recommended for
use with 29" stool

Stacking
Refer to page 54.

COM Yardage
Refer to page 57.

Finish Options	Price
Chrome	\$ 165
Nickel.....	\$ 223
Powder Coat - Standard	n/c
Powder Coat - Premium.....	\$ 165

Frame Options	Code	Price
Hard Surface Glides - Nylon (set of 4)	GLD32	\$ 23
Hard Surface Glides - Felt (set of 4)	GLD33	\$ 23

Accessories	Code	Price
Chair Link - Companion.....	ACLCO	\$ 35

Custom Charges		
Powder Coat Alternative (per color)	OPA	call
Stain Finish Match (per finish)	OSM	\$ 957

Companion

Radius Back Stool - 24"
Arms



VERSTEEL







Questions?

800 876 2120

material / fabric grade >

Questions?

800 876 2120

	Description	Model#	Product Wt	Dimensions	material / fabric grade ›	2/COM	3	4	5	6	Wood
	4-Leg Base 24" Seat Height Seat: Upholstered Back: Upholstered Armcaps: None	CLARA-01S24	22	Overall Height: 38" Overall Width: 21½" Overall Depth: 26" Arm Height: 31"	Seat Height: 24" Seat Width: 17" Seat Depth: 18" Between Arms: 19½" Seat to Footrest: 15½"	1088	1183	1278	1374	1472	
	4-Leg Base 24" Seat Height Seat: Upholstered Back: Upholstered Armcaps: Upholstered	CLARA-02S24	22	Overall Height: 38" Overall Width: 23" Overall Depth: 26" Arm Height: 32"	Seat Height: 24" Seat Width: 17" Seat Depth: 18" Between Arms: 19½" Seat to Footrest: 15½"	1205	1322	1439	1553	1669	
	4-Leg Base 24" Seat Height Seat: Upholstered Back: Upholstered Armcaps: Wood	CLARA-03S24	22	Overall Height: 38" Overall Width: 23" Overall Depth: 26" Arm Height: 32"	Seat Height: 24" Seat Width: 17" Seat Depth: 18" Between Arms: 19½" Seat to Footrest: 15½"	1321	1417	1513	1609	1703	
	4-Leg Base 24" Seat Height Seat: Upholstered Back: Wood Armcaps: None	CLARA-04S24	22	Overall Height: 38" Overall Width: 21½" Overall Depth: 26" Arm Height: 31"	Seat Height: 24" Seat Width: 17" Seat Depth: 18" Between Arms: 19½" Seat to Footrest: 15½"	1205	1280	1361	1439	1515	
	4-Leg Base 24" Seat Height Seat: Upholstered Back: Wood Armcaps: Upholstered	CLARA-05S24	22	Overall Height: 38" Overall Width: 23" Overall Depth: 26" Arm Height: 32"	Seat Height: 24" Seat Width: 17" Seat Depth: 18" Between Arms: 19½" Seat to Footrest: 15½"	1323	1419	1515	1612	1707	
	4-Leg Base 24" Seat Height Seat: Upholstered Back: Wood Armcaps: Wood	CLARA-06S24	22	Overall Height: 38" Overall Width: 23" Overall Depth: 26" Arm Height: 32"	Seat Height: 24" Seat Width: 17" Seat Depth: 18" Between Arms: 19½" Seat to Footrest: 15½"	1439	1515	1592	1669	1747	

33" - 38" table heights are recommended for use with 24" stool

Stacking
Refer to page 54.

COM Yardage
Refer to page 57.

33" - 38" table heights
are recommended for
use with 24" stool

Stacking

Refer to page 54.

COM Yardage

Refer to page 57.

To Order, Specify...

- 1 Model Number
- 2 Frame Color
- 3 Wood Finish
- 4 Upholstery Selection
- 5 Urethane Armcap Color
- 6 Frame Options



material / fabric grade >						2/COM	3	4	5	6	Wood
Description	Model#	Product Wt	Dimensions								
 4-Leg Base 24" Seat Height Seat: Wood Back: Wood Armcaps: None	CLARA-07S24	22	Overall Height: 38"	Overall Width: 21½"	Overall Depth: 26"	Seat Height: 24"	Seat Width: 17"	Seat Depth: 18"	Between Arms: 19½"	Seat to Footrest: 15½"	1341
 4-Leg Base 24" Seat Height Seat: Wood Back: Wood Armcaps: Wood	CLARA-08S24	22	Overall Height: 38"	Overall Width: 23"	Overall Depth: 26"	Seat Height: 24"	Seat Width: 17"	Seat Depth: 18"	Between Arms: 19½"	Seat to Footrest: 15½"	1573
 4-Leg Base 24" Seat Height Seat: Upholstered Back: Upholstered Armcaps: Urethane	CLARA-09S24	22	Overall Height: 38"	Overall Width: 23"	Overall Depth: 26"	Seat Height: 24"	Seat Width: 17"	Seat Depth: 18"	Between Arms: 19½"	Seat to Footrest: 15½"	1205 1322 1439 1553 1669
 4-Leg Base 24" Seat Height Seat: Upholstered Back: Wood Armcaps: Urethane	CLARA-10S24	22	Overall Height: 38"	Overall Width: 23"	Overall Depth: 26"	Seat Height: 24"	Seat Width: 17"	Seat Depth: 18"	Between Arms: 19½"	Seat to Footrest: 15½"	1323 1419 1515 1612 1707

33" - 38" table heights
are recommended for
use with 24" stool

Stacking
Refer to page 54.

COM Yardage
Refer to page 57.

Finish Options	Price
Chrome	\$ 165
Nickel	\$ 223
Powder Coat - Standard	n/c
Powder Coat - Premium	\$ 165

Frame Options	Code	Price
Hard Surface Glides - Nylon (set of 4)	GLD32	\$ 23
Hard Surface Glides - Felt (set of 4)	GLD33	\$ 23

Accessories	Code	Price
Chair Link - Companion	ACLCO	\$ 35

Custom Charges		
Powder Coat Alternative (per color)	OPA	call
Stain Finish Match (per finish)	OSM	\$ 957

Companion

Radius Back Stool - 29"
Arms



VERSTEEL







Questions?

800 876 2120

material / fabric grade >

Questions?

800 876 2120

	Description	Model#	Product Wt	Dimensions	material / fabric grade ›	2/COM	3	4	5	6	Wood
	4-Leg Base 29" Seat Height Seat: Upholstered Back: Upholstered Armcaps: None	CLARA-01S29	23	Overall Height: 43" Overall Width: 21½" Overall Depth: 26" Arm Height: 36"	Seat Height: 29" Seat Width: 17" Seat Depth: 18" Between Arms: 19½" Seat to Footrest: 15½"	1088	1183	1278	1374	1472	
	4-Leg Base 29" Seat Height Seat: Upholstered Back: Upholstered Armcaps: Upholstered	CLARA-02S29	23	Overall Height: 43" Overall Width: 23" Overall Depth: 26" Arm Height: 37"	Seat Height: 29" Seat Width: 17" Seat Depth: 18" Between Arms: 19½" Seat to Footrest: 15½"	1205	1322	1439	1553	1669	
	4-Leg Base 29" Seat Height Seat: Upholstered Back: Upholstered Armcaps: Wood	CLARA-03S29	23	Overall Height: 43" Overall Width: 23" Overall Depth: 26" Arm Height: 37"	Seat Height: 29" Seat Width: 17" Seat Depth: 18" Between Arms: 19½" Seat to Footrest: 15½"	1321	1417	1513	1609	1703	
	4-Leg Base 29" Seat Height Seat: Upholstered Back: Wood Armcaps: None	CLARA-04S29	23	Overall Height: 43" Overall Width: 21½" Overall Depth: 26" Arm Height: 36"	Seat Height: 29" Seat Width: 17" Seat Depth: 18" Between Arms: 19½" Seat to Footrest: 15½"	1205	1280	1361	1439	1515	
	4-Leg Base 29" Seat Height Seat: Upholstered Back: Wood Armcaps: Upholstered	CLARA-05S29	23	Overall Height: 43" Overall Width: 23" Overall Depth: 26" Arm Height: 37"	Seat Height: 29" Seat Width: 17" Seat Depth: 18" Between Arms: 19½" Seat to Footrest: 15½"	1323	1419	1515	1612	1707	
	4-Leg Base 29" Seat Height Seat: Upholstered Back: Wood Armcaps: Wood	CLARA-06S29	23	Overall Height: 43" Overall Width: 23" Overall Depth: 26" Arm Height: 37"	Seat Height: 29" Seat Width: 17" Seat Depth: 18" Between Arms: 19½" Seat to Footrest: 15½"	1439	1515	1592	1669	1747	

38" - 42" table heights are recommended for use with 29" stool

Stacking
Refer to page 54.

COM Yardage
Refer to page 57.

38" - 42" table heights
are recommended for
use with 29" stool

Stacking

Refer to page 54.





COM Yardage

Refer to page 57.

To Order, Specify...

- 1 Model Number
- 2 Frame Color
- 3 Wood Finish
- 4 Upholstery Selection
- 5 Urethane Armcap Color
- 6 Frame Options



material / fabric grade >						2/COM	3	4	5	6	Wood
Description	Model#	Product Wt	Dimensions								
 4-Leg Base 29" Seat Height Seat: Wood Back: Wood Armcaps: None	CLARA-07S29	23	Overall Height: 43"	Overall Width: 21½"	Overall Depth: 26"	Seat Height: 29"	Seat Width: 17"	Seat Depth: 18"	Between Arms: 19½"	Seat to Footrest: 15½"	1341
 4-Leg Base 29" Seat Height Seat: Wood Back: Wood Armcaps: Wood	CLARA-08S29	23	Overall Height: 43"	Overall Width: 23"	Overall Depth: 26"	Seat Height: 29"	Seat Width: 17"	Seat Depth: 18"	Between Arms: 19½"	Seat to Footrest: 15½"	1573
 4-Leg Base 29" Seat Height Seat: Upholstered Back: Upholstered Armcaps: Urethane	CLARA-09S29	23	Overall Height: 43"	Overall Width: 23"	Overall Depth: 26"	Seat Height: 29"	Seat Width: 17"	Seat Depth: 18"	Between Arms: 19½"	Seat to Footrest: 15½"	1205 1322 1439 1553 1669
 4-Leg Base 29" Seat Height Seat: Upholstered Back: Wood Armcaps: Urethane	CLARA-10S29	23	Overall Height: 43"	Overall Width: 23"	Overall Depth: 26"	Seat Height: 29"	Seat Width: 17"	Seat Depth: 18"	Between Arms: 19½"	Seat to Footrest: 15½"	1323 1419 1515 1612 1707

38" - 42" table heights
are recommended for
use with 29" stool

Stacking
Refer to page 54.

COM Yardage
Refer to page 57.

Finish Options	Price
Chrome	\$ 165
Nickel	\$ 223
Powder Coat - Standard	n/c
Powder Coat - Premium	\$ 165

Frame Options	Code	Price
Hard Surface Glides - Nylon (set of 4)	GLD32	\$ 23
Hard Surface Glides - Felt (set of 4)	GLD33	\$ 23

Accessories	Code	Price
Chair Link - Companion	ACLCO	\$ 35

Custom Charges		
Powder Coat Alternative (per color)	OPA	call
Stain Finish Match (per finish)	OSM	\$ 957

Companion X

Radius Back Chair

Arms


VERSTEEL







Questions?

800 876 2120

material / fabric grade >

Questions?

800 876 2120

	Description	Model#	Product Wt	Dimensions	material / fabric grade ›	2/COM	3	4	5	6	Wood
	4-Leg Base Arms 26" Wide Seat: Upholstered Back: Upholstered Armcaps: Upholstered	CLARA-02X26	35	Overall Height: 31½" Overall Width: 30¼" Overall Depth: 22½" Arm Height: 26"	Seat Height: 17" Seat Width: 24½" Seat Depth: 18" Between Arms: 26¾"	1997	2194	2382	2581	2772	
	4-Leg Base Arms 30" Wide Seat: Upholstered Back: Upholstered Armcaps: Upholstered	CLARA-02X30	42	Overall Height: 31½" Overall Width: 33¼" Overall Depth: 22½" Arm Height: 26"	Seat Height: 17" Seat Width: 26¾" Seat Depth: 18" Between Arms: 30"	2050	2244	2436	2633	2823	
	4-Leg Base Arms 42" Wide Seat: Upholstered Back: Upholstered Armcaps: Upholstered	CLARA-02X42	55	Overall Height: 31½" Overall Width: 45¼" Overall Depth: 22½" Arm Height: 26"	Seat Height: 17" Seat Width: 38¾" Seat Depth: 18" Between Arms: 42"	2102	2294	2489	2685	2877	
	4-Leg Base Arms 26" Wide Seat: Upholstered Back: Upholstered Armcaps: Urethane	CLARA-09X26	35	Overall Height: 31½" Overall Width: 30¼" Overall Depth: 22½" Arm Height: 26"	Seat Height: 17" Seat Width: 24½" Seat Depth: 18" Between Arms: 26¾"	1997	2194	2382	2581	2772	
	4-Leg Base Arms 30" Wide Seat: Upholstered Back: Upholstered Armcaps: Urethane	CLARA-09X30	42	Overall Height: 31½" Overall Width: 33¼" Overall Depth: 22½" Arm Height: 26"	Seat Height: 17" Seat Width: 26¾" Seat Depth: 18" Between Arms: 30"	2050	2244	2436	2633	2823	
	4-Leg Base Arms 42" Wide Seat: Upholstered Back: Upholstered Armcaps: Urethane	CLARA-09X42	55	Overall Height: 31½" Overall Width: 45¼" Overall Depth: 22½" Arm Height: 26"	Seat Height: 17" Seat Width: 38¾" Seat Depth: 18" Between Arms: 42"	2102	2294	2489	2685	2877	

COM Yardage

Refer to page 57.

COM Yardage
Refer to page 57.

To Order, Specify...

- ① Model Number
- ② Frame Color
- ③ Upholstery Selection
- ④ Urethane Armcap Color
- ⑤ Frame Options

Finish Options		Price	Custom Charges		Code	Price
Chrome		\$ 327	Powder Coat Alternative (per color)	OPA		call
Nickel.....		\$ 388				
Powder Coat - Standard		n/c				
Powder Coat - Premium.....		\$ 165				

Companion

Flared Back Chair
Armless








VERSTEEL

Questions?

800 876 2120

QS Quickship Program Product

material / fabric grade >

Description		Model#	Product Wt	Dimensions		2/COM	3	4	5	6	Wood or Alum.
	4-Leg Base Armless Seat: Upholstered Back: Upholstered	CLFL-01	QS 19	Overall Height: 31½" Overall Width: 20½" Overall Depth: 22½"	Seat Height: 18" Seat Width: 16" Seat Depth: 17"	760	854	951	1046	1144	
	4-Leg Base Armless Seat: Upholstered Back: Wood	CLFL-04	QS 19	Overall Height: 31½" Overall Width: 20½" Overall Depth: 22½"	Seat Height: 18" Seat Width: 16" Seat Depth: 17"	878	953	1032	1108	1185	
	4-Leg Base Armless Seat: Wood Back: Wood	CLFL-07	QS 19	Overall Height: 31½" Overall Width: 20½" Overall Depth: 22½"	Seat Height: 18" Seat Width: 16" Seat Depth: 17"						1011
	4-Leg Base Armless Seat: Aluminum Back: Aluminum	CLFL-41	QS 19	Overall Height: 31½" Overall Width: 20½" Overall Depth: 22½"	Seat Height: 18" Seat Width: 16" Seat Depth: 17"						967
	4-Leg Base Armless Seat: Upholstered Back: Aluminum	CLFL-42	QS 19	Overall Height: 31½" Overall Width: 20½" Overall Depth: 22½"	Seat Height: 18" Seat Width: 16" Seat Depth: 17"	878	953	1032	1108	1185	

Stacking

Refer to page 54.




COM Yardage

Refer to page 57.

To Order, Specify...

- ① Model Number
- ② Frame Color
- ③ Wood Finish or Aluminum Color
- ④ Upholstery Selection
- ⑤ Frame Options



						material / fabric grade >					
Description		Model#	Product Wt	Dimensions		2/COM	3	4	5	6	Wood
	4-Leg Base Armless Seat: Upholstered Back: Upholstered	CLFL-01Y	12	Overall Height: 25" Overall Width: 18¾" Overall Depth: 17½"	Seat Height: 14¼" Seat Width: 14" Seat Depth: 14½"	609	705	797	894	992	
	4-Leg Base Armless Seat: Upholstered Back: Wood	CLFL-04Y	12	Overall Height: 25" Overall Width: 18¾" Overall Depth: 17½"	Seat Height: 14¼" Seat Width: 14" Seat Depth: 14½"	705	784	861	935	1012	
	4-Leg Base Armless Seat: Wood Back: Wood	CLFL-07Y	12	Overall Height: 25" Overall Width: 18¾" Overall Depth: 17½"	Seat Height: 14¼" Seat Width: 14" Seat Depth: 14½"						811

22" - 24" table heights
are recommended for
use with youth seating

Stacking
Refer to page 54.

COM Yardage
Refer to page 57.

Finish Options	Price
Chrome	\$ 165
Nickel.....	\$ 223
Powder Coat - Standard	n/c
Powder Coat - Premium.....	\$ 165

Frame Options	Code	Price
Hard Surface Glides - Nylon (set of 4).....	GLD32	\$ 23
Hard Surface Glides - Felt (set of 4)	GLD33	\$ 23
Casters - Single Wheel Soft Wheel (set of 4).....	CAS33	\$ 191
Casters - Dual Wheel Black Nylon		
Hard Wheel (set of 4).....	CAS54	\$ 171
Casters - Dual Wheel Black Nylon		
Soft Wheel (set of 4).....	CAS56	\$ 171
Casters Not Available on Companion Youth Models		

Accessories	Code	Price
Chair Trolley - Companion.....	ACTCO	\$ 717
Chair Trolley - Companion Youth	ACTCOY	\$ 717
Chair Link - Companion.....	ACLCO	\$ 35
Not Available on Companion Youth Models		

Custom Charges		
Powder Coat Alternative (per color)	OPA	call
Stain Finish Match (per finish).....	OSM	\$ 957

Companion

Flared Back Chair
Arms











VERSTEEL

Questions?

800 876 2120

Quickship Program Product

material / fabric grade >

Description		Model#	Product Wt	Dimensions		2/COM	3	4	5	6	Wood
	4-Leg Base Arms Seat: Upholstered Back: Upholstered Armcaps: None	CLAFL-01	20	Overall Height: 32" Overall Width: 21 1/2" Overall Depth: 21 1/2"	Seat Height: 18" Seat Width: 17" Seat Depth: 18" Between Arms: 19 1/2" Arm Height: 25"	834	928	1025	1121	1216	
	4-Leg Base Arms Seat: Upholstered Back: Upholstered Arms: Upholstered	CLAFL-02	20	Overall Height: 32" Overall Width: 23" Overall Depth: 21 1/2"	Seat Height: 18" Seat Width: 17" Seat Depth: 18" Between Arms: 19 1/2" Arm Height: 26"	951	1065	1183	1299	1417	
	4-Leg Base Arms Seat: Upholstered Back: Upholstered Armcaps: Wood	CLAFL-03	20	Overall Height: 32" Overall Width: 23" Overall Depth: 21 1/2"	Seat Height: 18" Seat Width: 17" Seat Depth: 18" Between Arms: 19 1/2" Arm Height: 26"	1064	1158	1256	1351	1451	
	4-Leg Base Arms Seat: Upholstered Back: Wood Armcaps: None	CLAFL-04	20	Overall Height: 32" Overall Width: 21 1/2" Overall Depth: 21 1/2"	Seat Height: 18" Seat Width: 17" Seat Depth: 18" Between Arms: 19 1/2" Arm Height: 25"	951	1028	1105	1183	1261	
	4-Leg Base Arms Seat: Upholstered Back: Wood Armcaps: Upholstered	CLAFL-05	20	Overall Height: 32" Overall Width: 23" Overall Depth: 21 1/2"	Seat Height: 18" Seat Width: 17" Seat Depth: 18" Between Arms: 19 1/2" Arm Height: 26"	1070	1160	1261	1358	1454	
	4-Leg Base Arms Seat: Upholstered Back: Wood Armcaps: Wood	CLAFL-06	20	Overall Height: 32" Overall Width: 23" Overall Depth: 21 1/2"	Seat Height: 18" Seat Width: 17" Seat Depth: 18" Between Arms: 19 1/2" Arm Height: 26"	1183	1261	1340	1417	1492	
	4-Leg Base Arms Seat: Wood Back: Wood Armcaps: None	CLAFL-07	20	Overall Height: 32" Overall Width: 21 1/2" Overall Depth: 21 1/2"	Seat Height: 18" Seat Width: 17" Seat Depth: 18" Between Arms: 19 1/2" Arm Height: 25"					1087	
	4-Leg Base Arms Seat: Wood Back: Wood Armcaps: Wood	CLAFL-08	20	Overall Height: 32" Overall Width: 23" Overall Depth: 21 1/2"	Seat Height: 18" Seat Width: 17" Seat Depth: 18" Between Arms: 19 1/2" Arm Height: 26"					1319	

Stacking

Refer to page 54.

COM Yardage



Refer to page 57.

To Order, Specify...

- 1 Model Number
- 2 Frame Color
- 3 Wood Finish
- 4 Upholstery Selection
- 5 Urethane Armcap Color
- 6 Frame Options



OS Quickship Program Product

						material / fabric grade >					
	Description	Model#	Product Wt	Dimensions		2/COM	3	4	5	6	Wood
	4-Leg Base Arms Seat: Upholstered Back: Upholstered Armcaps: Urethane	CLAFL-09	OS 20	Overall Height: 32" Overall Width: 23" Overall Depth: 21 1/4"	Seat Height: 18" Seat Width: 17" Seat Depth: 18" Between Arms: 19 1/8" Arm Height: 26"	951	1065	1183	1299	1417	
	4-Leg Base Arms Seat: Upholstered Back: Wood Armcaps: Urethane	CLAFL-10	OS 20	Overall Height: 32" Overall Width: 23" Overall Depth: 21 1/4"	Seat Height: 18" Seat Width: 17" Seat Depth: 18" Between Arms: 19 1/8" Arm Height: 26"	1070	1160	1261	1358	1454	

Stacking
Refer to page 54.

COM Yardage
Refer to page 57.

Finish Options	Price
Chrome	\$ 165
Nickel.....	\$ 223
Powder Coat - Standard	n/c
Powder Coat - Premium.....	\$ 165

Frame Options	Code	Price
Hard Surface Glides - Nylon (set of 4).....	GLD32	\$ 23
Hard Surface Glides - Felt (set of 4)	GLD33	\$ 23
Casters - Single Wheel Soft Wheel (set of 4).....	CAS33	\$ 191
Casters - Dual Wheel Black Nylon		
Hard Wheel (set of 4).....	CAS54	\$ 171
Casters - Dual Wheel Black Nylon		
Soft Wheel (set of 4).....	CAS56	\$ 171

Accessories	Code	Price
Chair Trolley - Companion.....	ACTCO	\$ 717
Chair Link - Companion.....	ACLCO	\$ 35

Custom Charges		
Powder Coat Alternative (per color)	OPA	call
Stain Finish Match (per finish).....	OSM	\$ 957

Companion

Flared Back Chair
Flip-Up Tablet Arm



VERSTEEL

Questions?

800 876 2120

material / fabric grade >

Questions?

800 876 2120

4-Leg Base Tablet Arm Right

Seat: Upholstered

Back: Upholstered

CLFL-01TBR

22

Overall Height: 32"

Overall Width: 23"

Overall Depth: 30"

Seat Height: 18"

Seat Width: 17"

Seat Depth: 18"

Arm Height: 26"

999

1096

1190

1290

1382

4-Leg Base Tablet Arm Right

Seat: Upholstered

Back: Wood

CLFL-04TBR

22

Overall Height: 32"

Overall Width: 23"

Overall Depth: 30"

Seat Height: 18"

Seat Width: 17"

Seat Depth: 18"

Arm Height: 26"

1118

1195

1271

1349

1427

4-Leg Base Tablet Arm Right

Seat: Wood

Back: Wood

CLFL-07TBR

22

Overall Height: 32"

Overall Width: 23"

Overall Depth: 30"

Seat Height: 18"

Seat Width: 17"

Seat Depth: 18"

Arm Height: 26"

1252

4-Leg Base Tablet Arm Left

Seat: Upholstered

Back: Wood

Armcaps: None

CLFL-01TBL

22

Overall Height: 32"

Overall Width: 23"

Overall Depth: 30"

Seat Height: 18"

Seat Width: 17"

Seat Depth: 18"

Arm Height: 26"

999

1096

1190

1290

1382

4-Leg Base Tablet Arm Left

Seat: Upholstered

Back: Wood

Armcaps: Upholstered

CLFL-04TBL

22

Overall Height: 32"

Overall Width: 23"

Overall Depth: 30"

Seat Height: 18"

Seat Width: 17"

Seat Depth: 18"

Arm Height: 26"

1118

1195

1271

1349

1427

4-Leg Base Tablet Arm Left

Seat: Upholstered

Back: Wood

Armcaps: Wood

CLFL-07TBL

22

Overall Height: 32"

Overall Width: 23"

Overall Depth: 30"

Seat Height: 18"

Seat Width: 17"

Seat Depth: 18"

Arm Height: 26"

1252

Tablet Dimensions

13" d x 13½" w x ¾" thick

Tablet is available in black only.

Tablet Material

¾" Black Thermofoil with a Black Thermofoil edge.

Stacking

Refer to page 54.

COM Yardage

Refer to page 57.

Tablet Dimensions

13" d x 13½" w x ¾" thick

Tablet is available in black only.

Tablet Material

¾" Black Thermofoil with a Black Thermofoil edge.

Stacking

Refer to page 54.

COM Yardage

Refer to page 57.

To Order, Specify...

- ① Model Number
- ② Frame Color
- ③ Wood Finish
- ④ Upholstery Selection
- ⑤ Frame Options



						material / fabric grade >					
	Description	Model#	Product Wt	Dimensions		2/COM	3	4	5	6	Wood
	4-Leg Base Tablet Arm Right Seat: Upholstered Back: Upholstered	CLFL-01RTBR	22	Overall Height: 32 $\frac{3}{8}$ " Overall Width: 24 $\frac{1}{2}$ " Overall Depth: 32 $\frac{1}{2}$ "	Seat Height: 18" Seat Width: 17" Seat Depth: 18" Arm Height: 26"	1225	1321	1417	1513	1609	
	4-Leg Base Tablet Arm Right Seat: Upholstered Back: Wood	CLFL-04RTBR	22	Overall Height: 32 $\frac{3}{8}$ " Overall Width: 24 $\frac{1}{2}$ " Overall Depth: 32 $\frac{1}{2}$ "	Seat Height: 18" Seat Width: 17" Seat Depth: 18" Arm Height: 26"	1344	1419	1499	1576	1652	
	4-Leg Base Tablet Arm Right Seat: Wood Back: Wood	CLFL-07RTBR	22	Overall Height: 32 $\frac{3}{8}$ " Overall Width: 24 $\frac{1}{2}$ " Overall Depth: 32 $\frac{1}{2}$ "	Seat Height: 18" Seat Width: 17" Seat Depth: 18" Arm Height: 26"						1476
	4-Leg Base Tablet Arm Left Seat: Upholstered Back: Upholstered	CLFL-01RTBL	22	Overall Height: 32 $\frac{3}{8}$ " Overall Width: 24 $\frac{1}{2}$ " Overall Depth: 32 $\frac{1}{2}$ "	Seat Height: 18" Seat Width: 17" Seat Depth: 18" Arm Height: 26"	1225	1321	1417	1513	1609	
	4-Leg Base Tablet Arm Left Seat: Upholstered Back: Wood	CLFL-04RTBL	22	Overall Height: 32 $\frac{3}{8}$ " Overall Width: 24 $\frac{1}{2}$ " Overall Depth: 32 $\frac{1}{2}$ "	Seat Height: 18" Seat Width: 17" Seat Depth: 18" Arm Height: 26"	1344	1419	1499	1576	1652	
	4-Leg Base Tablet Arm Left Seat: Wood Back: Wood	CLFL-07RTBL	22	Overall Height: 32 $\frac{3}{8}$ " Overall Width: 24 $\frac{1}{2}$ " Overall Depth: 32 $\frac{1}{2}$ "	Seat Height: 18" Seat Width: 17" Seat Depth: 18" Arm Height: 26"						1476
Tablet Dimensions 15" d x 18 $\frac{3}{4}$ " w x $\frac{3}{4}$ " thick Tablet is available in black only. Tablet Material $\frac{3}{4}$ " Black Thermofoil with a Black Thermofoil edge. Stacking Refer to page 54. COM Yardage Refer to page 57.											

Finish Options	Price
Chrome	\$ 165
Nickel	\$ 223
Powder Coat - Standard	n/c
Powder Coat - Premium	\$ 165

Frame Options	Code	Price
Hard Surface Glides - Nylon (set of 4)	GLD32	\$ 23
Hard Surface Glides - Felt (set of 4)	GLD33	\$ 23
Casters - Single Wheel Soft Wheel (set of 4)	CAS33	\$ 191
Casters - Dual Wheel Black Nylon		
Hard Wheel (set of 4)	CAS54	\$ 171
Casters - Dual Wheel Black Nylon		
Soft Wheel (set of 4)	CAS56	\$ 171

Custom Charges	Code	Price
Powder Coat Alternative (per color)	OPA	call
Stain Finish Match (per finish)	OSM	\$ 957

Companion

Flared Back Stool - 24"
Armless






**VERSTEEL****Questions?**

800 876 2120

material / fabric grade >

Questions?

800 876 2120

	Description	Model#	Product Wt	Dimensions	material / fabric grade ›	2/COM	3	4	5	6	Wood or Alum.
	4-Leg Base Armless 24" Seat Height Seat: Upholstered Back: Upholstered	CLFL-01S24	20	Overall Height: 38" Overall Width: 20½" Overall Depth: 26"	Seat Height: 24" Seat Width: 16" Seat Depth: 17" Seat to Footrest: 15½"	1039	1134	1232	1326	1422	
	4-Leg Base Armless 24" Seat Height Seat: Upholstered Back: Wood	CLFL-04S24	20	Overall Height: 31½" Overall Width: 20½" Overall Depth: 22½"	Seat Height: 18" Seat Width: 16" Seat Depth: 17" Seat to Footrest: 15½"	1155	1233	1310	1388	1466	
	4-Leg Base Armless 24" Seat Height Seat: Wood Back: Wood	CLFL-07S24	20	Overall Height: 31½" Overall Width: 20½" Overall Depth: 22½"	Seat Height: 18" Seat Width: 16" Seat Depth: 17" Seat to Footrest: 15½"						1295
	4-Leg Base Armless 24" Seat Height Seat: Aluminum Back: Aluminum	CLFL-41S24	20	Overall Height: 31½" Overall Width: 20½" Overall Depth: 22½"	Seat Height: 18" Seat Width: 16" Seat Depth: 17" Seat to Footrest: 15½"						1269
	4-Leg Base Armless 24" Seat Height Seat: Upholstered Back: Aluminum	CLFL-42S24	20	Overall Height: 31½" Overall Width: 20½" Overall Depth: 22½"	Seat Height: 18" Seat Width: 16" Seat Depth: 17" Seat to Footrest: 15½"	1155	1233	1310	1388	1466	

33" - 38" table heights are recommended for use with 24" stool

Stacking

Refer to page 54.

COM Yardage

Refer to page 57.

33" - 38" table heights
are recommended for
use with 24" stool

Stacking

Refer to page 54.

COM Yardage

Refer to page 57.

To Order, Specify...

- ① Model Number
- ② Frame Color
- ③ Wood Finish or Aluminum Color
- ④ Upholstery Selection
- ⑤ Frame Options



						material / fabric grade >					
	Description	Model#	Product Wt	Dimensions		2/COM	3	4	5	6	Wood or Alum.
	4-Leg Base Armless 29" Seat Height Seat: Upholstered Back: Upholstered	CLFL-01S29	21	Overall Height: 43" Overall Width: 20½" Overall Depth: 26"	Seat Height: 29" Seat Width: 16" Seat Depth: 17" Seat to Footrest: 15½"	1039	1134	1232	1326	1422	
	4-Leg Base Armless 29" Seat Height Seat: Upholstered Back: Wood	CLFL-04S29	21	Overall Height: 43" Overall Width: 20½" Overall Depth: 26"	Seat Height: 29" Seat Width: 16" Seat Depth: 17" Seat to Footrest: 15½"	1155	1233	1310	1388	1466	
	4-Leg Base Armless 29" Seat Height Seat: Wood Back: Wood	CLFL-07S29	21	Overall Height: 43" Overall Width: 20½" Overall Depth: 26"	Seat Height: 29" Seat Width: 16" Seat Depth: 17" Seat to Footrest: 15½"						1295
	4-Leg Base Armless 29" Seat Height Seat: Aluminum Back: Aluminum	CLFL-41S29	21	Overall Height: 43" Overall Width: 20½" Overall Depth: 26"	Seat Height: 29" Seat Width: 16" Seat Depth: 17" Seat to Footrest: 15½"						1269
	4-Leg Base Armless 29" Seat Height Seat: Upholstered Back: Aluminum	CLFL-42S29	21	Overall Height: 43" Overall Width: 20½" Overall Depth: 26"	Seat Height: 29" Seat Width: 16" Seat Depth: 17" Seat to Footrest: 15½"	1155	1233	1310	1388	1466	

38" - 42" table heights
are recommended for
use with 29" stool

Stacking
Refer to page 54.

COM Yardage
Refer to page 57.

Finish Options	Price
Chrome	\$ 165
Nickel.....	\$ 223
Powder Coat - Standard	n/c
Powder Coat - Premium.....	\$ 165

Frame Options	Code	Price
Hard Surface Glides - Nylon (set of 4)	GLD32	\$ 23
Hard Surface Glides - Felt (set of 4)	GLD33	\$ 23

Accessories	Code	Price
Chair Link - Companion.....	ACLCO	\$ 35

Custom Charges		
Powder Coat Alternative (per color)	OPA	call
Stain Finish Match (per finish)	OSM	\$ 957

Companion

Flared Back Stool - 24"
Arms



VERSTEEL







Questions?

800 876 2120

material / fabric grade >

Questions?

800 876 2120

	Description	Model#	Product Wt	Dimensions	material / fabric grade ›	2/COM	3	4	5	6	Wood
	4-Leg Base Arms 24" Seat Height Seat: Upholstered Back: Upholstered Armcaps: None	CLAFL-01S24	22	Overall Height: 38" Overall Width: 21½" Overall Depth: 26" Arm Height: 31"	Seat Height: 24" Seat Width: 17" Seat Depth: 18" Between Arms: 19½" Seat to Footrest: 15½"	1109	1206	1303	1398	1494	
	4-Leg Base Arms 24" Seat Height Seat: Upholstered Back: Upholstered Armcaps: Upholstered	CLAFL-02S24	22	Overall Height: 38" Overall Width: 23" Overall Depth: 26" Arm Height: 32"	Seat Height: 24" Seat Width: 17" Seat Depth: 18" Between Arms: 19½" Seat to Footrest: 15½"	1230	1346	1461	1578	1694	
	4-Leg Base Arms 24" Seat Height Seat: Upholstered Back: Upholstered Armcaps: Wood	CLAFL-03S24	22	Overall Height: 38" Overall Width: 23" Overall Depth: 26" Arm Height: 32"	Seat Height: 24" Seat Width: 17" Seat Depth: 18" Between Arms: 19½" Seat to Footrest: 15½"	1345	1440	1536	1632	1728	
	4-Leg Base Arms 24" Seat Height Seat: Upholstered Back: Wood Armcaps: None	CLAFL-04S24	22	Overall Height: 38" Overall Width: 21½" Overall Depth: 26" Arm Height: 31"	Seat Height: 24" Seat Width: 17" Seat Depth: 18" Between Arms: 19½" Seat to Footrest: 15½"	1230	1306	1385	1461	1539	
	4-Leg Base Arms 24" Seat Height Seat: Upholstered Back: Wood Armcaps: Upholstered	CLAFL-05S24	22	Overall Height: 38" Overall Width: 23" Overall Depth: 26" Arm Height: 32"	Seat Height: 24" Seat Width: 17" Seat Depth: 18" Between Arms: 19½" Seat to Footrest: 15½"	1349	1446	1541	1637	1732	
	4-Leg Base Arms 24" Seat Height Seat: Upholstered Back: Wood Armcaps: Wood	CLAFL-06S24	22	Overall Height: 38" Overall Width: 23" Overall Depth: 26" Arm Height: 32"	Seat Height: 24" Seat Width: 17" Seat Depth: 18" Between Arms: 19½" Seat to Footrest: 15½"	1466	1542	1620	1696	1777	

33" - 38" table heights are recommended for use with 24" stool

Stacking
Refer to page 54.

COM Yardage
Refer to page 57.

33" - 38" table heights
are recommended for
use with 24" stool

Stacking

Refer to page 54.





COM Yardage

Refer to page 57.

To Order, Specify...

- 1 Model Number
- 2 Frame Color
- 3 Wood Finish
- 4 Upholstery Selection
- 5 Urethane Armcap Color
- 6 Frame Options



material / fabric grade >						2/COM	3	4	5	6	Wood
Description	Model#	Product Wt	Dimensions								
 4-Leg Base Arms 24" Seat Height Seat: Wood Back: Wood Armcaps: None	CLAFL-07S24	22	Overall Height: 38" Overall Width: 21½" Overall Depth: 26" Arm Height: 31"	Seat Height: 24" Seat Width: 17" Seat Depth: 18" Between Arms: 19½" Seat to Footrest: 15½"							1365
 4-Leg Base Arms 24" Seat Height Seat: Wood Back: Wood Armcaps: Wood	CLAFL-08S24	22	Overall Height: 38" Overall Width: 23" Overall Depth: 26" Arm Height: 32"	Seat Height: 24" Seat Width: 17" Seat Depth: 18" Between Arms: 19½" Seat to Footrest: 15½"							1598
 4-Leg Base Arms 24" Seat Height Seat: Upholstered Back: Upholstered Armcaps: Urethane	CLAFL-09S24	22	Overall Height: 38" Overall Width: 23" Overall Depth: 26" Arm Height: 32"	Seat Height: 24" Seat Width: 17" Seat Depth: 18" Between Arms: 19½" Seat to Footrest: 15½"	1230	1346	1461	1578	1694		
 4-Leg Base Arms 24" Seat Height Seat: Upholstered Back: Wood Armcaps: Urethane	CLAFL-10S24	22	Overall Height: 38" Overall Width: 23" Overall Depth: 26" Arm Height: 32"	Seat Height: 24" Seat Width: 17" Seat Depth: 18" Between Arms: 19½" Seat to Footrest: 15½"	1349	1446	1541	1637	1732		

33" - 38" table heights
are recommended for
use with 24" stool

Stacking
Refer to page 54.

COM Yardage
Refer to page 57.

Finish Options	Price
Chrome	\$ 165
Nickel.....	\$ 223
Powder Coat - Standard	n/c
Powder Coat - Premium.....	\$ 165

Frame Options	Code	Price
Hard Surface Glides - Nylon (set of 4)	GLD32	\$ 23
Hard Surface Glides - Felt (set of 4)	GLD33	\$ 23

Accessories	Code	Price
Chair Link - Companion.....	ACLCO	\$ 35

Custom Charges		
Powder Coat Alternative (per color)	OPA	call
Stain Finish Match (per finish).....	OSM	\$ 957

Companion

Flared Back Stool - 29"
Arms



VERSTEEL







Questions?

800 876 2120

material / fabric grade >

Questions?

800 876 2120

	Description	Model#	Product Wt	Dimensions	material / fabric grade >	2/COM	3	4	5	6	Wood
	4-Leg Base Arms 29" Seat Height Seat: Upholstered Back: Upholstered Armcaps: None	CLAFL-01S29	23	Overall Height: 43" Overall Width: 21½" Overall Depth: 26" Arm Height: 36"	Seat Height: 29" Seat Width: 17" Seat Depth: 18" Between Arms: 19½" Seat to Footrest: 15½"	1109	1206	1303	1398	1494	
	4-Leg Base Arms 29" Seat Height Seat: Upholstered Back: Upholstered Armcaps: Upholstered	CLAFL-02S29	23	Overall Height: 43" Overall Width: 23" Overall Depth: 26" Arm Height: 37"	Seat Height: 29" Seat Width: 17" Seat Depth: 18" Between Arms: 19½" Seat to Footrest: 15½"	1230	1346	1461	1578	1694	
	4-Leg Base Arms 29" Seat Height Seat: Upholstered Back: Upholstered Armcaps: Wood	CLAFL-03S29	23	Overall Height: 43" Overall Width: 23" Overall Depth: 26" Arm Height: 37"	Seat Height: 29" Seat Width: 17" Seat Depth: 18" Between Arms: 19½" Seat to Footrest: 15½"	1345	1440	1536	1632	1728	
	4-Leg Base Arms 29" Seat Height Seat: Upholstered Back: Wood Armcaps: None	CLAFL-04S29	23	Overall Height: 43" Overall Width: 21½" Overall Depth: 26" Arm Height: 36"	Seat Height: 29" Seat Width: 17" Seat Depth: 18" Between Arms: 19½" Seat to Footrest: 15½"	1230	1306	1385	1461	1539	
	4-Leg Base Arms 29" Seat Height Seat: Upholstered Back: Wood Armcaps: Upholstered	CLAFL-05S29	23	Overall Height: 43" Overall Width: 23" Overall Depth: 26" Arm Height: 37"	Seat Height: 29" Seat Width: 17" Seat Depth: 18" Between Arms: 19½" Seat to Footrest: 15½"	1349	1446	1541	1637	1732	
	4-Leg Base Arms 29" Seat Height Seat: Upholstered Back: Wood Armcaps: Wood	CLAFL-06S29	23	Overall Height: 43" Overall Width: 23" Overall Depth: 26" Arm Height: 37"	Seat Height: 29" Seat Width: 17" Seat Depth: 18" Between Arms: 19½" Seat to Footrest: 15½"	1466	1542	1620	1696	1777	

38" - 42" table heights
are recommended for
use with 29" stool

Stacking
Refer to page 54.

COM Yardage
Refer to page 57.

38" - 42" table heights
are recommended for
use with 29" stool

Stacking

Refer to page 54.

COM Yardage

Refer to page 57.

To Order, Specify...

- 1 Model Number
- 2 Frame Color
- 3 Wood Finish
- 4 Upholstery Selection
- 5 Urethane Armcap Color
- 6 Frame Options



						material / fabric grade >					
	Description	Model#	Product Wt	Dimensions		2/COM	3	4	5	6	Wood
	4-Leg Base Arms 29" Seat Height Seat: Wood Back: Wood Armrests: None	CLAFL-07S29	23	Overall Height: 43" Overall Width: 21½" Overall Depth: 26" Arm Height: 36"	Seat Height: 29" Seat Width: 17" Seat Depth: 18" Between Arms: 19½" Seat to Footrest: 15½"						1365
	4-Leg Base Arms 29" Seat Height Seat: Wood Back: Wood Armrests: Wood	CLAFL-08S29	23	Overall Height: 43" Overall Width: 23" Overall Depth: 26" Arm Height: 37"	Seat Height: 29" Seat Width: 17" Seat Depth: 18" Between Arms: 19½" Seat to Footrest: 15½"						1598
	4-Leg Base Arms 29" Seat Height Seat: Upholstered Back: Upholstered Armrests: Urethane	CLAFL-09S29	23	Overall Height: 43" Overall Width: 23" Overall Depth: 26" Arm Height: 37"	Seat Height: 29" Seat Width: 17" Seat Depth: 18" Between Arms: 19½" Seat to Footrest: 15½"	1230	1346	1461	1578	1694	
	4-Leg Base Arms 29" Seat Height Seat: Upholstered Back: Wood Armrests: Urethane	CLAFL-10S29	23	Overall Height: 43" Overall Width: 23" Overall Depth: 26" Arm Height: 37"	Seat Height: 29" Seat Width: 17" Seat Depth: 18" Between Arms: 19½" Seat to Footrest: 15½"	1349	1446	1541	1637	1732	

38" - 42" table heights
are recommended for
use with 29" stool

Stacking
Refer to page 54.

COM Yardage
Refer to page 57.

Finish Options	Price
Chrome	\$ 165
Nickel.....	\$ 223
Powder Coat - Standard	n/c
Powder Coat - Premium.....	\$ 165

Frame Options	Code	Price
Hard Surface Glides - Nylon (set of 4)	GLD32	\$ 23
Hard Surface Glides - Felt (set of 4)	GLD33	\$ 23

Accessories	Code	Price
Chair Link - Companion.....	ACLCO	\$ 35

Custom Charges		
Powder Coat Alternative (per color)	OPA	call
Stain Finish Match (per finish)	OSM	\$ 957

Companion X

Flared Back Chair

Arms



VERSTEEL







Questions?

800 876 2120

material / fabric grade >

Questions?

800 876 2120

	Description	Model#	Product Wt	Dimensions	material / fabric grade ›	2/COM	3	4	5	6	Wood
	4-Leg Base Arms 26" Wide Seat: Upholstered Back: Upholstered Armcaps: Upholstered	CLAFL-02X26	35	Overall Height: 31½" Overall Width: 30¼" Overall Depth: 22½" Arm Height: 26"	Seat Height: 17" Seat Width: 24½" Seat Depth: 18" Between Arms: 26¾"	2023	2218	2410	2606	2798	
	4-Leg Base Arms 30" Wide Seat: Upholstered Back: Upholstered Armcaps: Upholstered	CLAFL-02X30	42	Overall Height: 31½" Overall Width: 33¼" Overall Depth: 22½" Arm Height: 26"	Seat Height: 17" Seat Width: 26¾" Seat Depth: 18" Between Arms: 30"	2075	2268	2462	2658	2851	
	4-Leg Base Arms 42" Wide Seat: Upholstered Back: Upholstered Armcaps: Upholstered	CLAFL-02X42	55	Overall Height: 31½" Overall Width: 45¼" Overall Depth: 22½" Arm Height: 26"	Seat Height: 17" Seat Width: 38¾" Seat Depth: 18" Between Arms: 42"	2126	2319	2516	2708	2904	
	4-Leg Base Arms 26" Wide Seat: Upholstered Back: Upholstered Armcaps: Urethane	CLAFL-09X26	35	Overall Height: 31½" Overall Width: 30¼" Overall Depth: 22½" Arm Height: 26"	Seat Height: 17" Seat Width: 24½" Seat Depth: 18" Between Arms: 26¾"	2023	2218	2410	2606	2798	
	4-Leg Base Arms 30" Wide Seat: Upholstered Back: Upholstered Armcaps: Urethane	CLAFL-09X30	42	Overall Height: 31½" Overall Width: 33¼" Overall Depth: 22½" Arm Height: 26"	Seat Height: 17" Seat Width: 26¾" Seat Depth: 18" Between Arms: 30"	2075	2268	2462	2658	2851	
	4-Leg Base Arms 42" Wide Seat: Upholstered Back: Upholstered Armcaps: Urethane	CLAFL-09X42	55	Overall Height: 31½" Overall Width: 45¼" Overall Depth: 22½" Arm Height: 26"	Seat Height: 17" Seat Width: 38¾" Seat Depth: 18" Between Arms: 42"	2126	2319	2516	2708	2904	

COM Yardage

Refer to page 57.

COM Yardage
Refer to page 57.

To Order, Specify...

- ① Model Number
- ② Frame Color
- ③ Upholstery Selection
- ④ Urethane Armcap Color
- ⑤ Frame Options

Finish Options		Price	Custom Charges		Code	Price
Chrome		\$ 327	Powder Coat Alternative (per color)	OPA		call
Nickel.....		\$ 388				
Powder Coat - Standard		n/c				
Powder Coat - Premium.....		\$ 165				

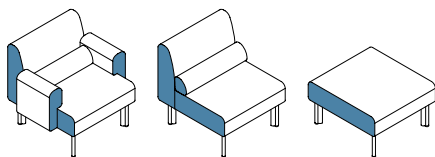


Elly is a modular soft-seating series featuring oversized seats to accommodate multiple sitting styles and body shapes. Linking tables may be added to compliment or complete your configuration. When creating your space don't forget to include the Elly pull up table.

Seating

Seating frames are constructed of laminated plywood with CNC cut joints. The pocket and notch construction is reinforced with corner blocks. High density polyurethane foam with webbing is used for comfort.

Units are standard with a primary and accent fabric. The accent fabric is on the side of the seat and back, the front of the arms and the side of the bolster. The accent fabric is included in the cost of each unit. Contact Customer Service for list pricing if the accent fabric is higher than a grade 6. If an accent fabric isn't desired specify it to be the same as the primary fabric.



Component fastening points are metal to metal for ease of assembly and durability. The Paces style steel legs are welded to a mounting plate. Adjustable nylon glides are standard. All Versteel powder coats, including Chrome and Nickel are available.

Linking Tables

Elly linking tables are available in square, rectangle and half round shapes. Tops are 6 1/2" high and may be specified in laminate or veneer with a self edge. Available in all Versteel powder coats, including Chrome and Nickel, the steel legs are welded to mounting plates. Adjustable nylon glides are standard.

The Elly pull up table is perfect for a cup of coffee, personal electronic device, or anything you might want to keep close at hand. Available with either a laminate or veneer top with a 3/8" PVC or wood edge band the unique top shape is designed for comfort and use. The heavy-duty powder coated steel platform-style base features fixed nylon glides. Chrome and Nickel are not available on the pull up table.

Power/Data

A mini-tap electrical unit may be specified in the seats or tables. See the planning page for additional information.

BIFMA

All Versteel products are constructed to pass the relevant ANSI/BIFMA standards. For more detailed specifications by series and base style, contact Versteel Customer Service at 800.876.2120.

Additional information regarding warranty, terms and conditions, shipping, care and maintenance, etc. can be found in the All Seating price list.

Standard Versteel Upholstery

Standard Versteel Upholstery offers a range of materials, from fabrics in a variety of colors and textures to vinyl for soil resistance. Please refer to Versteel's fabric cards or the "Materials + Finishes" section of our website for reference information.

Grade-In Upholstery

Versteel has coordinated with upholstery manufacturers to simplify your order process. Many of the manufacturers' offerings have been pre-approved for application on Versteel Seating.

Contact Versteel Customer Service with your selected fabric choice to be graded in. They will supply you with the appropriate grade-in designator. On your purchase order, complete the information with the pattern name, color description and grade-in designator, and Versteel will take it from there.

Customer's Own Material

Customer's Own Materials (COM's) are not an issue on Elly. Many COM's are pre-approved for application on Versteel Seating. Call Versteel Customer Service with your COM selection to determine if it has been pre-approved. If your selection has not been pre-approved, reference the "Receiving COM Approval" section below.

Receiving COM Approval

Not all materials are suitable for upholstery on Elly. A 12" X 12" memo sample must be supplied for approval before a COM material is accepted for an order. If the material is directional in pattern or weave, the pattern repeat (in inches) in both directions or the weave direction must be supplied.

Excess COM

Versteel will not store excess COM for more than 30 days after the order has been completed. If excess material is to be returned after order completion, send the request to Versteel Customer Service prior to acknowledge ship date. It is the customer's responsibility to arrange for the return of the material "freight collect."

COM Requiring Application Test

If an application test is required for your selected COM, send test sample material along with the following:

- Name and return address
- Chair model selected
- Sketch showing special requirements for the positioning of the material's pattern on the chair seat and chair back, if special considerations are required.

NOTE ALL UPHOLSTERIES ARE CUT UP THE ROLL TO MAXIMIZE YIELD AND WEAR PERFORMANCE

Ship COM to:

Versteel
2332 Cathy Lane
Jasper, IN 47546

COM must be shipped to the factory with transportation costs "prepaid." If material is considered defective or unusable, it will be returned "transportation collect."

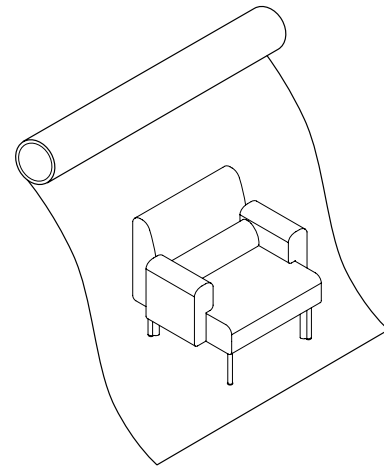
For standard lead time orders, tag fabric with purchase order number and identify with project number if possible.

Application of Directional Fabrics

Due to the upholstering process, some fabrics not considered directional by the supplier may be considered directional by Versteel.

All COM's are cut "up the roll" unless otherwise directed by the customer (see illustration below).

EXAMPLE PATTERN CUT "UP THE ROLL"



If special cutting or upholstery application is required, you must indicate requirement at time of order entry.

Elly COM Yardage Requirements

COM yardage requirements are calculated based on a material width of 54" and a repeat of 2" or less. For material less than 54" wide, contact Versteel for yardage requirements. Use the chart below as a guide to calculate your COM yardage. For quantities greater than 5, contact Versteel Customer Service for calculation of COM yardage by model.

Quantity of Units	1		2		3		4		5	
	Primary	Accent	Primary	Accent	Primary	Accent	Primary	Accent	Primary	Accent
Chair										
EY3229AN	5.5	1.5	10.0	3.0	14.0	4.0	17.0	5.0	21.0	6.0
EY3233AR	5.5	2.5	10.0	4.0	14.0	5.0	17.0	6.0	21.0	7.5
EY3233AL	5.5	2.5	10.0	4.0	14.0	5.0	17.0	6.0	21.0	7.5
EY3237AB	5.5	3.0	10.0	4.5	14.0	5.5	17.0	6.5	21.0	8.0
Two Seat										
EY3258AN	10.0	1.5	16.0	3.0	23.0	4.0	30.0	5.0	38.0	6.0
EY3262AR	10.0	2.5	16.0	4.0	23.0	5.0	30.0	6.0	38.0	7.5
EY3262AL	10.0	2.5	16.0	4.0	23.0	5.0	30.0	6.0	38.0	7.5
EY3266AB	10.0	3.0	16.0	4.5	23.0	5.5	30.0	6.5	38.0	8.0
Three Seat										
EY3287AN	13.5	2.0	24.0	3.5	34.5	4.5	45.0	5.5	62.5	6.5
EY3291AR	13.5	3.0	24.0	4.5	34.5	5.5	45.0	6.5	62.5	8.0
EY3291AL	13.5	3.0	24.0	4.5	34.5	5.5	45.0	6.5	62.5	8.0
EY3295AB	13.5	3.5	24.0	5.0	34.5	6.0	45.0	7.0	62.5	8.5
Bench										
EY3229BE1	2.5	1.0	4.0	1.5	5.0	1.5	6.5	2.0	7.5	2.0
EY3229BE2	4.0	1.5	6.5	2.0	9.0	2.5	11.5	3.0	14.0	4.0
EY3258BE1	5.0	2.0	8.0	3.0	10.0	3.0	13.0	4.0	15.0	4.0
EY3258BE2	8.0	3.0	13.0	4.0	18.0	5.0	23.0	6.0	28.0	8.0
EY3287BE1	7.5	3.0	12.0	4.5	15.0	4.5	19.5	6.0	22.5	6.0
EY3287BE2	12.0	4.5	19.5	6.0	27.0	7.5	34.5	9.0	42.0	12.0
Bolster										
EY0524BS	1.0	0.5	1.5	0.5	2.0	0.5	2.0	0.5	25.0	0.5
EY0526BS	1.5	0.5	2.0	0.5	3.0	0.5	3.5	0.5	40.0	0.5
EY0529BS	1.5	0.5	2.0	0.5	3.0	0.5	3.5	0.5	40.0	0.5

Patterned COM Additional Yardage Guide

Use the guide below to aid in ordering the appropriate COM fabric when needing to match a pattern with a repeat. To use this guide, add the vertical and horizontal repeats together (e.g. a 5" vertical repeat plus an 11" horizontal repeat gives a 16" total). Then find the appropriate entry on the chart, and increase the yardage estimate by the percentage indicated.

For example: The yardage estimate is 8 yards of 54" wide fabric and the pattern has a repeat of 11" horizontal and 5" vertical. Add up the repeats ($11" + 5" = 16"$) and find the appropriate entry - 15% in this example. Fifteen percent more fabric is required to match the pattern. 8 yards plus an extra 15% is 9.2 yards.

Fabric Width	Plain Fabric	3" - 14" Repeat	15" - 19" Repeat	20" - 27" Repeat	28" - 36" Repeat	37" - 45" Repeat	46" - 54" Repeat
54"	0%	10%	15%	20%	25%	30%	35%
50" - 52"	10%	20%	25%	30%	35%	40%	45%

Decorative Patterns

Yardage requirements are greatly affected by the size of the repeat and the print or pattern of the material. Versteel cuts all seating patterns with aesthetic concerns in mind for high quality and consistency. Refer to the COM listing for the yardage required for pattern repeat.

Repeats and Striped Fabrics

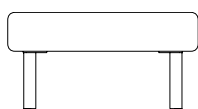
The geometry of curved products prevents repeats and stripes from matching at the seams.

Linking Configurations

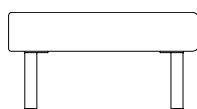
One, two and three seat units, benches and tables can be combined to create linking configurations for relaxation and collaboration.

When including a linking table in your configuration keep in mind it will need to link to an armless unit.

Elly offers two styles of backless benches: double sided and single sided. The single sided bench is not finished on the back and is intended for back-to-back application or to be placed against the wall.



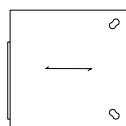
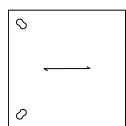
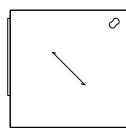
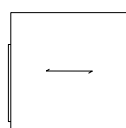
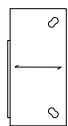
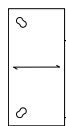
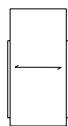
Double Sided (BE1)



Single Sided (BE2)

Linking Tables

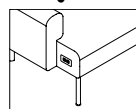
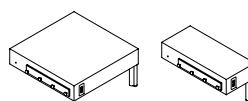
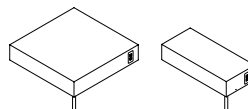
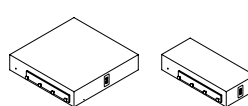
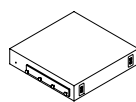
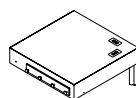
There are three shapes of linking tables: square, rectangle and half round. All three shapes may be specified for the end of the configuration run. The square and rectangle tables may also be specified in the middle of a configuration. The square corner table is the perfect fit for corner applications.

EY3232SQ 2L
End (Left)EY3232SQ 2R
End (Right)EY3232SQ 1
CornerEY3232SQ
MiddleEY1432RE 2L
End (Left)EY1432RE 2R
End (Right)EY1432RE
MiddleEY1632HF 1
End**Power**

It may be desirable to provide power access to your Elly configuration. The mini-tap is the perfect solution as it provides one outlet and one dual port USB charger. The unit is silver with white outlet trim.

On Elly seating, the mini-tap can be specified on either the lower right or left hand side of the seat cushion.

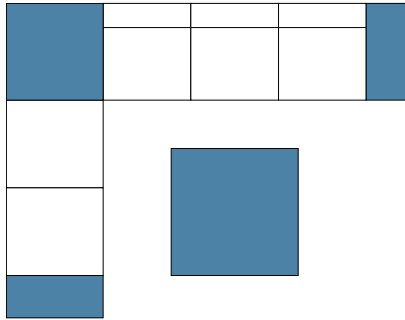
For linking tables the mini-tap is located opposite the leg on the front of square or rectangle end tables, and is centered on the front of rectangle middle tables. The mini-tap will be in the top surface when specified on corner and half round tables. For square middle tables there are two location options: one mini-tap centered on the front, or two mini-taps on either end of the front. See below for locations

Seating**Tables**MTP-IP2US1
Square & Rectangle End
Opposite of legMTP-IP2USC
Rectangle & Square Middle Table
CenterMTP-IP2US2
Square Middle Table
Both endsMTP-IP2UT2
Square Corner Table
Two in Top SurfaceMTP-IP2UT1
Half Round End Table
One in Top Surface

If you have particular needs that have not been addressed in this price list, please call Versteel Customer Service for answers and recommendations. A drawing of your layout is required for all Elly purchase orders.

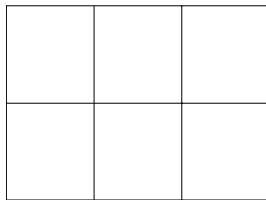
Configuration Examples

Versteel will help with your configuration if you have concerns. Simply call Customer Service and provide the dimensions of your space and the type of configuration you desire. Like any other space planning, it is helpful to know where the power and data sources are, as well as windows, doors, any other obstructions and proposed traffic patterns.




L Configuration

- (1) EY1432RE 2R
- (1) EY3258BE1
- (1) EY3232SQ 1
- (1) EY3287AN
- (1) OCEY16 42SQFX
- (1) EY1432RE 2L



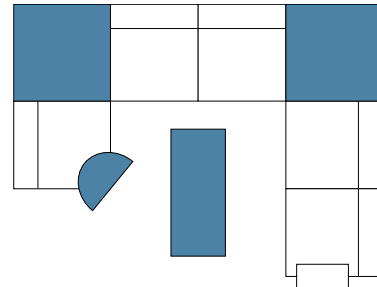
Double-Sided Bench Configuration

- (2) EY3287BE2



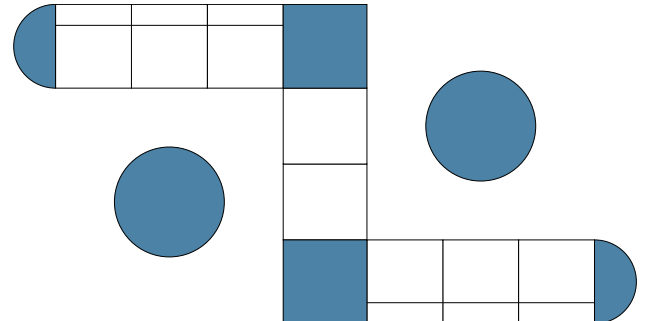
In-Line Configuration

- (1) EY3262AR
- (1) EY3232SQ
- (1) EY3262AL



U (Huddle) Configuration

- (1) EY3229AN
- (2) EY3232SQ 1
- (1) EY3258AN
- (1) EY3262AL
- (1) EY1221LT
- (1) OCEY16 18842REFX



Zig Zag Configuration

- (2) EY1632HF 1
- (2) EY3287AN
- (2) EY3232SQ 1
- (1) EY3258BE1
- (2) OCEY16 42RDFX

To Order, Specify...

- 1 Model Number
- 2 Leg Color
- 3 Primary Upholstery Selection
- 4 Accent Upholstery Selection
- 5 Additional Options

model number	finish selections			additional options
EY3295AB	PSIL	FSL Cadet	FFM Sapphire	----
model number	leg color	primary upholstery selection	accent upholstery selection	additional options

A EY3295AB is an Elly series, three seat with backs and arms.

The codes PSIL / FSL Cadet / FFM Sapphire specify Silver legs with Grade 4 Faux Mo Cadet upholstery and Grade 3 Solitaire Sapphire accent fabric.

Model Number EY3295AB



NOTE SAMPLE ORDER DOES NOT MATCH ABOVE IMAGE FABRICS AND FINISHES

Orders may be sent via

Mailing Address

Versteel
2332 Cathy Lane
Jasper, IN 47546

Contact Versteel

Email contact@versteel.com
Phone 800 876 2120
812 634 2120

Powder Coat Finishes

All powder coat finishes in the Versteel offering have been formulated with the use of epoxy, polyester or epoxy and polyester blends to maximize the finish durability.

Powder Coat - Standardn/c
Powder Coat - Premium. \$165 per chair

Elly Powder Coat Colors

Alloy.PALY	MintPMNT
AmethystPAME	NavyPNAV
AnthracitePANT	Nimbus.PNIM
Black Anodized.PBLA	NutmegPNUT
BronzePBRO	◆ PacificPPAC
CalypsoPCAL	PearlPPEA
Carbon.PCAR	PebblePPEB
ChampagnePCHA	◆ PlatinumPPLA
CoconutPCOC	Poppy.PPOP
◆ Copper.PCOP	◆ Raven.PRAV
CrimsonPCRI	RoyalPROY
◆ CrystalPCRY	SeasidePSEA
Daffodil.PDAF	ShipyardPSHI
Ebony.PEBO	SilverPSIL
Forest.PFOR	SnowPSNO
FossilPFOS	StonePSTO
◆ GarnetPGAR	Storm.PSTM
◆ Gold.PGOL	Terra CottaPTEC
GraphitePGRA	WhisperPWHI
◆ HopePHOP	White LinenPWHL
Kelly GreenPKEG	Powder Coat AlternativeOPA
◆ MattePMAT		
Mica.PMIC		

Transparent Powder Coats (indicated by ◆)

Please note that the transparent characteristics of these powders allow all natural welds and textures inherent to raw steel to be visible.

Premium Powder Coats (indicated by ●)

Versteel's premium process uses specially formulated powder coats for a truly unique color palette.

Plated

Versteel offers two plated options: Chrome and Nickel. Chrome is our most durable finish available and is a deep luster chrome plated finish. Nickel is a plated finish with a clear coat applied for durability. An upcharge applies for plated finishes. See product pricing pages for upcharge.

Chrome ECHR
Nickel ENKL

Laminate

Versteel's standard offering of laminates includes over 900 laminates from Formica, Nevamar, Pionite and Wilsonart.

Laminate manufacturers change standard offerings frequently, making it possible a standard product can become unavailable. Versteel cannot be responsible for any inconvenience this may cause.

Veneer

Elly tables are available with standard Ash, Cherry, Maple and Walnut veneers.

Standard Veneer Codes

AshAP01
CherryCP01
Maple.MP01
WalnutWP01

Veneer Finish Codes

Ash

Beach.VBEA
Chestnut.VCHE
DriftVDRI
FawnVFAW
FogVFOG
PebbleVPEB
WhisperVWHI

Cherry

Blossom CherryVBLC
Cordovan CherryVCNC
Golden CherryVGNC
Java Cherry.VJAC
Millwork Cherry.VMWC

Maple

Caramel MapleVCMM
Solar Maple.VSLM
Sugar MapleVSUM

Walnut

Brighton WalnutVBRW
Espresso Walnut.VESW
Natural Walnut.VNAW

Finish Reference & Samples

For finish color reference, please refer to our website. Contact Versteel Customer Service to receive actual color samples for color matches and final color approval.

Powder Coat Alternative**Call for quotation**

Specify code **OPA** (Powder Coat Alternative), add cost from Versteel quotation

Powder Coat Alternative is available from Versteel. The entire RAL color reference along with hundreds of other color and finishes are available.

For Powder Coat Alternative matching, you must supply a color reference sample, or an RAL number. Versteel will review the sample for possible existing colors available and send a sample for customer approval. If no color match exists a custom match can be developed. Call Versteel Customer Service for associated upcharges on custom color development.

NOTE CUSTOM COLOR MATCHING APPROVALS MAY AFFECT STANDARD PRODUCTION SCHEDULES

Special Laminate**Call for quotation**

Specify code **TSP** (Special Laminate), indicate the quoted charges per table

Special laminates and patterns can be specified as an option. To specify, contact Versteel for availability and pricing.

NOTE LAMINATES IN STANDARD COLORS AND TEXTURES FROM FORMICA, NEVAMAR, PIONITE AND WILSONART ARE STANDARD

CAUTION LAMINATE MANUFACTURERS CHANGE STANDARD OFFERINGS FREQUENTLY, AND IT IS POSSIBLE THAT A STANDARD PRODUCT CAN BECOME UNAVAILABLE. VERSTEEL CANNOT BE RESPONSIBLE FOR ANY INCONVENIENCE THIS MAY CAUSE.

Stain Finish Match

\$996 / one time charge per finish, per order

Specify code **OSM** (Stain Finish Match), add \$996.00 list per finish, per order

Alternative Stain Finishes are available for veneer and wood edged tops.

For Stain Finish Matching you must supply two 4" x 4" finish color and grain reference samples. An expertly finish matched sample will be provided for customer approval.

NOTE CUSTOM COLOR MATCHING APPROVALS MAY AFFECT STANDARD PRODUCTION SCHEDULES

Wood Finish Alternatives

Versteel finish has a natural grain fill level finish appearance, contact Versteel Customer Service for alternative fill levels. Coarse grain will require additional application steps for a full-fill grain appearance and will require a quote.

NOTE WOOD FINISH ALTERNATIVE APPROVAL MAY AFFECT STANDARD PRODUCTION SCHEDULES

Tablet Option

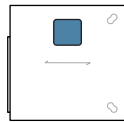
A tablet can be specified at the beginning or the end of a run. It can be specified on units with or without arms or backs and/or electrical. Tablet cannot be used next to a table or another upholstered unit. The swivel tablet is 10" x 14". Surface is black laminate with a clear coated exposed plywood edge.

Specify code **BTBR** (right) or **BTBL** (left) and add **\$324** list each.

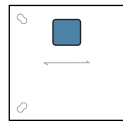
Planter

A stainless steel planter box can be specified on any linking table without an electrical unit. Inside dimensions are 6" long x 5.4" wide x 5.9" deep. See below for planter locations.

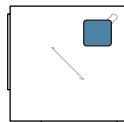
Specify code **EYPBY6** and add **\$198** list each



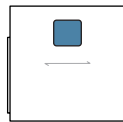
EY3232SQ 2L
End (Left)



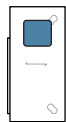
EY3232SQ 2R
End (Right)



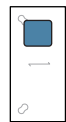
EY3232SQ 1
Corner



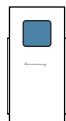
EY3232SQ
Middle



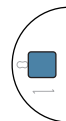
EY1432RE 2L
End (Left)



EY1432RE 2R
End (Right)



EY1432RE
Middle



EY1632HF 1
End







Questions?

800 876 2120

material / fabric grade >

Questions?

800 876 2120

						material / fabric grade >	2/COM	3	4	5	6
	Description	Model#	Product Wt	Dimensions							
	Armless Seat: Upholstered Back: Upholstered	EY2929AN	41	Overall Height: 33½" Overall Width: 28¾" Overall Depth: 29"	Seat Height: 17½" Seat Width: 28¾" Seat Depth: 21"		2495	3038	3582	4124	4667
	Arm - Right Seat: Upholstered Back: Upholstered Arm: Upholstered	EY2933AR	49	Overall Height: 33½" Overall Width: 33" Overall Depth: 29"	Seat Height: 17½" Seat Width: 28¾" Seat Depth: 21"		2959	3651	4348	5043	5736
	Arm - Left Seat: Upholstered Back: Upholstered Arm: Upholstered	EY2933AL	49	Overall Height: 33½" Overall Width: 33" Overall Depth: 29"	Seat Height: 17½" Seat Width: 28¾" Seat Depth: 21"		2959	3651	4348	5043	5736
	Arms Seat: Upholstered Back: Upholstered Arms: Upholstered	EY2937AB	57	Overall Height: 33½" Overall Width: 36¼" Overall Depth: 29"	Seat Height: 17½" Seat Width: 28¾" Seat Depth: 21"		3420	4267	5113	5960	6807

Note: Contact Customer Service for quote if accent fabric is higher than a grade 6.

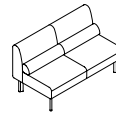
COM Yardage
Refer to page 94.



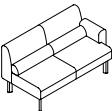
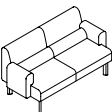
Note: Contact Customer Service for quote if accent fabric is higher than a grade 6.

COM Yardage
Refer to page 94.

To Order, Specify...

- ① Model Number
- ② Leg Color
- ③ Primary Upholstery Selection
- ④ Accent Upholstery Selection
- ⑤ Additional Options



material / fabric grade >						2/COM	3	4	5	6
	Description	Model#	Product Wt	Dimensions						
	Armless Seat: Upholstered Back: Upholstered	EY2958AN	78	Overall Height: 33¾"	Seat Height: 17½"	4581	5666	6751	7837	8924
				Overall Width: 57½"	Seat Width: 28¾"					
				Overall Depth: 29"	Seat Depth: 21"					
	Arm - Right Seat: Upholstered Back: Upholstered Arm: Upholstered	EY2962AR	86	Overall Height: 33¾"	Seat Height: 17½"	5043	6281	7517	8755	9993
				Overall Width: 61¼"	Seat Width: 28¾"					
				Overall Depth: 29"	Seat Depth: 21"					
	Arm - Left Seat: Upholstered Back: Upholstered Arm: Upholstered	EY2962AL	86	Overall Height: 33¾"	Seat Height: 17½"	5043	6281	7517	8755	9993
				Overall Width: 61¼"	Seat Width: 28¾"					
				Overall Depth: 29"	Seat Depth: 21"					
	Arms Seat: Upholstered Back: Upholstered Arms: Upholstered	EY2966AB	96	Overall Height: 33¾"	Seat Height: 17½"	5504	6894	8284	9674	11063
				Overall Width: 65"	Seat Width: 28¾"					
				Overall Depth: 29"	Seat Depth: 21"					
<p>Note: Contact Customer Service for quote if accent fabric is higher than a grade 6.</p> <p>COM Yardage Refer to page 94.</p>										

Finish Options	Price
Chrome	\$ 165
Nickel.....	\$ 223
Powder Coat - Standard	n/c
Powder Coat - Premium.....	\$ 165


Power + Data Options	Code	Price
Mini-Tap (Right)	MTP-IP2USR	\$ 531
Mini-Tap (Left)	MTP-IP2USL	\$ 531
Mini-Tap (Right & Left).....	MTP-IP2USB	\$ 1062

Tablet Options	Code	Price
Tablet (Right)	BTBR	\$ 324
Tablet (Left)	BTBL	\$ 324

Custom Charges	Code	Price
Powder Coat Alternative (per color)	OPA	call

Elly

Three Seat



VERSTEEL

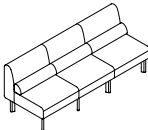
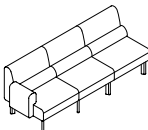
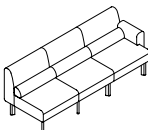
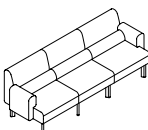
Questions?

800 876 2120

material / fabric grade >

Questions?

800 876 2120

						material / fabric grade >	2/COM	3	4	5	6
Description		Model#	Product Wt	Dimensions							
	Armless Seat: Upholstered Back: Upholstered	EY2987AN	115	Overall Height: 33¾" Overall Width: 86¼" Overall Depth: 29"	Seat Height: 17½" Seat Width: 28¾" Seat Depth: 21"		6749	8378	10006	11634	13265
	Arm - Right Seat: Upholstered Back: Upholstered Arm: Upholstered	EY2991AR	123	Overall Height: 33¾" Overall Width: 90¼" Overall Depth: 29"	Seat Height: 17½" Seat Width: 28¾" Seat Depth: 21"		7212	8992	10773	12552	14334
	Arm - Left Seat: Upholstered Back: Upholstered Arm: Upholstered	EY2991AL	123	Overall Height: 33¾" Overall Width: 90¼" Overall Depth: 29"	Seat Height: 17½" Seat Width: 28¾" Seat Depth: 21"		7212	8992	10773	12552	14334
	Arms Seat: Upholstered Back: Upholstered Arms: Upholstered	EY2995AB	131	Overall Height: 33¾" Overall Width: 93¾" Overall Depth: 29"	Seat Height: 17½" Seat Width: 28¾" Seat Depth: 21"		7673	9606	11537	13471	15403

Note: Contact Customer Service for quote if accent fabric is higher than a grade 6.

COM Yardage
Refer to page 94.



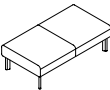
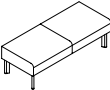
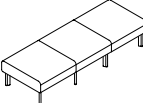
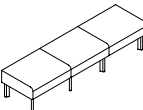
Note: Contact Customer Service for quote if accent fabric is higher than a grade 6.

COM Yardage
Refer to page 94.

To Order, Specify...

- ① Model Number
- ② Leg Color
- ③ Primary Upholstery Selection
- ④ Accent Upholstery Selection
- ⑤ Additional Options



material / fabric grade >						2/COM	3	4	5	6
	Description	Model#	Product Wt	Dimensions						
	One Seat Bench Seat: Upholstered NOTE: Makes one double sided row	EY2929BE1	15	Overall Height: 17½"	Seat Height: 17½"	1385	1556	1731	1904	2078
				Overall Width: 28¾"	Seat Width: 28¾"					
				Overall Depth: 29"	Seat Depth: 29"					
	One Seat Bench Seat: Upholstered NOTE: Back to back application	EY2129BE2	15	Overall Height: 17½"	Seat Height: 17½"	1385	1556	1731	1904	2078
				Overall Width: 28¾"	Seat Width: 28¾"					
				Overall Depth: 21"	Seat Depth: 21"					
	Two Seat Bench Seat: Upholstered NOTE: Makes one double sided row	EY2958BE1	44	Overall Height: 17½"	Seat Height: 17½"	2470	2808	3148	3488	3826
				Overall Width: 57½"	Seat Width: 28¾"					
				Overall Depth: 29"	Seat Depth: 29"					
	Two Seat Bench Seat: Upholstered Note: back to back application	EY2158BE2	35	Overall Height: 17½"	Seat Height: 17½"	2470	2808	3148	3488	3826
				Overall Width: 57½"	Seat Width: 28¾"					
				Overall Depth: 21"	Seat Depth: 21"					
	Three Seat Bench Seat: Upholstered Note: Makes one double sided row	EY2987BE1	64	Overall Height: 17½"	Seat Height: 17½"	3614	4127	4639	5153	5665
				Overall Width: 86¾"	Seat Width: 28¾"					
				Overall Depth: 29"	Seat Depth: 29"					
	Three Seat Bench Seat: Upholstered NOTE: back to back application	EY2187BE2	53	Overall Height: 17½"	Seat Height: 17½"	3614	4127	4639	5153	5665
				Overall Width: 86¾"	Seat Width: 28¾"					
				Overall Depth: 21"	Seat Depth: 21"					

Note: Contact Customer Service for quote if accent fabric is higher than a grade 6.

COM Yardage
Refer to page 94.

Finish Options	Price
Chrome	\$ 165
Nickel.....	\$ 223
Powder Coat - Standard	n/c
Powder Coat - Premium.....	\$ 165

Power + Data Options	Code	Price
Mini-Tap (Right)	MTP-IP2USR	\$ 531
Mini-Tap (Left)	MTP-IP2USL	\$ 531
Mini-Tap (Right & Left)	MTP-IP2USB	\$ 1062

Tablet Options	Code	Price
Tablet (Right)	BTBR	\$ 324
Tablet (Left)	BTBL	\$ 324



Custom Charges	Code	Price
Powder Coat Alternative (per color)	OPA	call




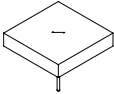
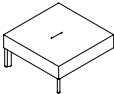

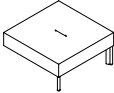

Questions?

800 876 2120

top >
edge >

Laminate Self Edge	Veneer Self Edge
 LL9	 VV9

edge ordering code

	Description	Model#	Product Wt	Dimensions		
	Square Middle Table No Legs	EY2929SQ	52	Height: 16½" Width: 29" Depth: 29"	2613	2769
	Square Corner Table Diagonal Grain One Leg	EY2929SQ 1	52	Height: 16½" Width: 29" Depth: 29"	2613	2769
 	Square End Table (Right) Two Legs	EY2929SQ 2R	52	Height: 16½" Width: 29" Depth: 29"	2613	2769
 	Square End Table (Left) Two Legs	EY2929SQ 2L	52	Height: 16½" Width: 29" Depth: 29"	2613	2769

To Order, Specify...

- 1 Model Number
- 2 Top Material
- 3 Top Color
- 4 Edge Detail
- 5 Leg Color
- 6 Additional Options



					top > edge >	Laminate Self Edge	Veneer Self Edge
					edge ordering code >	LL9	VV9
	Rectangle Middle Table No Legs	EY1429RE	29	Height: 16½" Width: 14" Depth: 29"		2380	2392
	Rectangle End Table (Right) Two Legs	EY1429RE 2R	29	Height: 16½" Width: 14" Depth: 29"		2380	2392
	Rectangle End Table (Left) Two Legs	EY1429RE 2L	29	Height: 16½" Width: 14" Depth: 29"		2380	2392
	Half Round End Table One Leg	EY1629HF 1	15	Height: 16½" Width: 15½" Depth: 29"		2686	2556

Finish Options	Price
Chrome	\$ 165
Nickel	\$ 223
Powder Coat - Standard	n/c
Powder Coat - Premium	\$ 165

Power + Data Options	Code	Price
Mini-TapMTP-IP2USC	\$ 531
Mini-TapMTP-IP2UT2	\$ 1062
Mini-TapMTP-IP2US1	\$ 531
Mini-TapMTP-IP2US2	\$ 1062
Mini-TapMTP-IP2UT1	\$ 531

Refer to page 106 for location information

Planter Options	
Planter	EYPBY6 \$ 198

Custom Charges	Code	Price
Powder Coat Alternative (per color)	OPA	call
Stain Finish Match (per finish)	OSM	\$ 996

Elly
Pull Up Table



VERSTEEL

Questions?
800 876 2120

top >
edge >

Laminate
PVC

Veneer
Wood



edge ordering code

LP1R

VW1R

top thickness >

7/8"

7/8"



Description

Model#

Product
Wt

Dimensions

Pull Up Table

EY2929SQ

21

Height: 25"
Width: 21"
Depth: 12"

375

1206

To Order, Specify...

- 1 Model Number
- 2 Top Material
- 3 Top Color
- 4 Edge Detail
- 5 Leg Color
- 6 Additional Options

Finish Options	Price
Powder Coat, Standard	n/c
Powder Coat - Premium.....	\$ 165

Custom Charges	Code	Price
Powder Coat Alternative (per color)	OPA	call
Stain Finish Match (per finish).....	OSM	\$ 996



Immix is a modular bench system allowing creative configurations for any seating need. Combine curves and straight sections for unlimited configurations and spans. Mix and match seats with a variety of top shapes, materials and edge options. Add backs, arms and even power/data for maximum comfort.

Frames

Straight metal frames are available in 22", 33", 44", 55" and 66" lengths in varying combinations of seats and tops. Curved frames come in 30°, 45°, 60° and 90° radii with an inside or outside radius back, seat only or table. The rectangular steel tube frame has welded and brazed joints for a highly polished and exceptionally smooth appearance. Black adjustable nylon glides are semi-concealed and standard on all legs.

Upholstered Seats and Backs

Upholstered seats on straight units range from 20" to 64" in length with 22" and/or 33" backs. Larger units may have multiple small seats or a single, longer seat cushion. Curved seats have one continuous seat cushion and one continuous back. Optional cleanout cushions may be specified to provide space between seat and back.

Arm Styles

A partially upholstered arm with a metal trim is standard on straight units. The metal detail is on the front of the arm and mimics the polished, rectilinear style of the frame. Other arm styles are available, including a fully upholstered arm, a dual metal arm with trim on both sides and a tablet arm (22" and 33" frames only). Shorter frames are available with one arm (left or right), two arms or armless. Longer frames also have center arms available. Curved units are armless only.

Tops and Tables

Immix has tops and various freestanding or connecting tables. Tops are available as part of a bench unit in combinations with seats and are 11" or 22" wide, depending on the unit. Tables come in straight, curved or corner styles. Armless application is intended for in-line use adjacent to armless seats or for freestanding occasional use. Arm application tables are for in-line use and have a smaller top size to make room for adjacent benches with arm.

Tops and table tops are 1½" thick with a variety of material and edge options.

Power + Data

Specify electrical to keep outlets close at hand. Add grommets or power/data to top surfaces. Undermount units are compatible with Immix benches and frames. See planning pages or the Power + Data price list for more information.

Laminate and Veneer, Standard Core Construction

The standard top construction consists of 45-50 lb particleboard, surfaced with a high pressure laminate or plain sliced veneer face. A backer sheet is laminated to the underside of the top.



PVC Flat or Fluted Edge

Edge of 2mm PVC hot melt banded to the top with 1/8" radius at the top and bottom.



Offered in twenty-one (21) standard colors.



Wood Flat or Fluted Edge

Wood banding hot melt banded to the top with 1/8" radius at the top and bottom.



Offered in Ash, Cherry, Maple or Walnut materials.



Reverse Bevel Acrylic

Edge of 2mm plywood-grained acrylic edge banding hot melt banded to MDF core. A reverse bevel is then cut into the edge exposing the MDF on the reverse bevel. The MDF is then clear coated.



Wood Square or Fluted Edge

Edge of 1 1/4" wide solid wood with softened top and bottom edges, and square, softened mitered corners.



Offered in Ash, Cherry, Maple or Walnut materials.



Wood Reverse Bevel Edge - 2"

Edge of 2" wide solid wood designed with a reverse sloped edge with mitered corners.

Offered in Ash, Cherry, Maple or Walnut materials.

Shipping Schedule

Upholstered Items	4-5 WEEKS
Laminate, PVC Edge	4-5 WEEKS
Laminate, Wood Edge	4-5 WEEKS
Veneer, Wood Edge	6-8 WEEKS

Contact Versteel Customer Service for special lead time requests.

NOTE ORDERS WITH COM UPHOLSTERY WILL BE SCHEDULED UPON RECEIPT OF COM UPHOLSTERY YARDAGE

BIFMA

All Versteel products are constructed to pass the relevant ANSI/BIFMA standards. For more detailed specifications by series and base style, contact Versteel Customer Service at 800.876.2120.

Additional information regarding warranty, terms and conditions, shipping, care and maintenance, etc. can be found in the All Seating price list.

Standard Versteel Upholstery

Standard Versteel Upholstery offers a range of materials, from fabrics in a variety of colors and textures to vinyl for soil resistance. Please refer to Versteel's fabric cards, upholstery options pages in the All Seating price list, or the "Materials and Finishes" section of our website for reference information.

Grade-In Upholstery

Versteel has coordinated with upholstery manufacturers to simplify your order process. Many of the manufacturers' offerings have been pre-approved for application on Versteel Seating.

Contact Versteel Customer Service with your selected fabric choice to be graded in. They will supply you with the appropriate grade-in designator. On your purchase order, complete the information with the pattern name, color description and grade-in designator, and Versteel will take it from there.

Customer's Own Material

Customer's Own Materials (COM's) are not an issue on Immix. Many COM's are pre-approved for application on Versteel Seating. Call Versteel Customer Service with your COM selection to determine if it has been pre-approved. If your selection has not been pre-approved, reference the "Receiving COM Approval" section below.

Receiving COM Approval

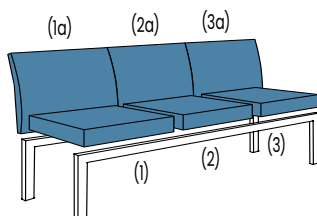
Not all materials are suitable for upholstery on Immix. A 12" X 12" memo sample must be supplied for approval before a COM material is accepted for an order. If the material is directional in pattern or weave, the pattern repeat (in inches) in both directions or the weave direction must be supplied.

Excess COM

Versteel will not store excess COM for more than 30 days after the order has been completed. If excess material is to be returned after order completion, send the request to Versteel Customer Service prior to acknowledge ship date. It is the customer's responsibility to arrange for the return of the material "freight collect."

Fabric Positions

Each position of an Immix unit can have a different fabric. Within each position, the seat and back fabrics can also differ. Fabric positions are specified from left to right as you are facing the unit, going from seat to back within each position.



COM Requiring Application Test

If an application test is required for your selected COM, send test sample material along with the following:

- Name and return address
- Chair model selected
- Sketch showing special requirements for the positioning of the material's pattern on the chair seat and chair back, if special considerations are required.

NOTE ALL UPHOLSTERIES ARE CUT UP THE ROLL TO MAXIMIZE YIELD AND WEAR PERFORMANCE

Ship COM to:

Versteel
 2332 Cathy Lane
 Jasper, IN 47546

COM must be shipped to the factory with transportation costs "prepaid." If material is considered defective or unusable, it will be returned "transportation collect."

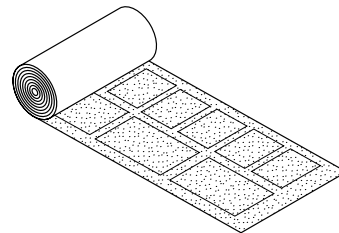
For standard lead time orders, tag fabric with purchase order number and identify with project number if possible.

Application of Directional Fabrics

Due to the upholstering process, some fabrics not considered directional by the supplier may be considered directional by Versteel.

All COM's are cut "up the roll" unless otherwise directed by the customer (see illustration below).

EXAMPLE PATTERN CUT UP THE ROLL



If special cutting or upholstery application is required, you must indicate requirement at time of order entry.

Patterned COM Additional Yardage Guide

Use the guide below to aid in ordering the appropriate COM fabric when needing to match a pattern with a repeat. To use this guide, add the vertical and horizontal repeats together (e.g. a 5" vertical repeat plus an 11" horizontal repeat gives a 16" total). Then find the appropriate entry on the chart, and increase the yardage estimate by the percentage indicated.

For example: The yardage estimate is 8 yards of 54" wide fabric and the pattern has a repeat of 11" horizontal and 5" vertical. Add up the repeats ($11" + 5" = 16"$) and find the appropriate entry - 15% in this example. Fifteen percent more fabric is required to match the pattern. 8 yards plus an extra 15% is 9.2 yards.

Fabric Width	Plain Fabric	3" - 14" Repeat	15" - 19" Repeat	20" - 27" Repeat	28" - 36" Repeat	37" - 45" Repeat	46" - 54" Repeat
54"	0%	10%	15%	20%	25%	30%	35%
50" - 52"	10%	20%	25%	30%	35%	40%	45%

Decorative Patterns

Yardage requirements are greatly affected by the size of the repeat and the print or pattern of the material. Versteel cuts all seating patterns with aesthetic concerns in mind for high quality and consistency. Refer to the COM listing for the yardage required for pattern repeat.

Repeats and Striped Fabrics

The geometry of curved products prevents repeats and stripes from matching at the seams.

Versteel Seating COM Standard Yardage Requirements

COM yardage requirements are calculated for benches based on a material width of 54" and a repeat of 2" or less. For material less than 54" wide, contact Versteel for yardage requirements. Use the chart below as a guide to calculate your COM yardage. For quantities greater than 10 benches, contact Versteel Customer Service for calculation of COM yardage by bench model.

NOTE THIS CHART IS NOT APPLICABLE FOR MULTIPLE FABRICS ON ONE BENCH. CONTACT VERSTEEL CUSTOMER SERVICE FOR YARDAGE REQUIREMENTS IF SPECIFYING MULTIPLE FABRICS.

Quantity of Benches	1	2	3	4	5	6	7	8	9	10
Immix 22" frame										
IM2022 01	1.5	2.5	3.5	4.5	5.0	6.0	7.0	8.0	9.0	10.0
IM2022 02	2.5	4.5	6.0	8.0	10.0	12.0	13.5	15.0	16.5	18.5
IM2022 03 R or L	3.0	5.5	7.5	9.5	12.5	14.0	16.5	18.5	20.5	23.0
IM2022 04	4.0	6.0	8.5	10.5	13.0	15.0	17.0	19.5	22.0	24.5
Immix 33" frame										
IM2033 01	1.5	3.5	5.0	6.5	7.5	9.0	10.5	11.5	12.5	14.0
IM2033 02	3.5	6.5	9.0	12.5	15.0	18.0	20.0	23.0	25.5	28.5
IM2033 03 R or L	4.0	8.0	11.0	14.0	17.0	20.5	24.0	26.5	30.0	33.0
IM2033 04	5.0	9.0	12.5	16.0	19.5	23.5	27.0	31.0	35.0	38.5
IM2033 11 H	1.5	2.5	3.5	4.5	5.0	6.0	7.0	8.0	9.0	10.0
IM2033 12 HR or HL	2.5	4.5	6.0	8.0	10.0	12.0	13.5	15.0	16.5	18.5
IM2033 13 HR or HL	3.0	5.5	7.5	9.5	12.5	14.0	16.5	18.5	20.5	23.0
IM2033 14 HR or HL	4.0	6.0	8.5	10.5	13.0	15.0	17.0	19.5	22.0	24.5
Immix 44" frame										
IM2044 D01	2.5	4.0	6.0	8.0	9.0	11.0	12.0	13.0	15.0	16.0
IM2044 D02	4.5	7.5	11.5	14.5	18.5	22.5	25.5	28.5	31.5	34.5
IM2044 D03 R or L	5.0	9.0	13.0	17.0	22.0	26.0	30.0	34.0	38.0	41.0
IM2044 D04	5.5	9.0	14.0	19.5	24.0	28.0	32.0	36.0	40.0	45.0
IM2044 D05	6.0	10.5	15.0	20.0	24.5	28.5	34.0	38.5	42.5	46.0
IM2044 01	2.0	3.5	5.0	6.5	8.0	9.0	10.0	12.0	13.0	14.0
IM2044 02	4.5	8.5	11.0	15.0	18.5	22.0	25.0	28.5	32.0	36.0
IM2044 03 R or L	4.5	8.5	13.0	16.5	20.5	24.0	28.0	32.0	36.0	39.5
IM2044 04	5.0	9.5	14.0	18.0	23.0	27.0	32.0	36.0	40.0	44.0
IM2044 11 F	1.5	2.5	3.5	4.5	5.0	6.0	7.0	8.0	9.0	10.0
IM2044 12 FR or FL	2.5	4.5	6.0	8.0	10.0	12.0	13.5	15.0	16.5	18.5
IM2044 13 FR or FL	3.0	5.5	7.5	9.5	12.5	14.0	16.5	18.5	20.5	23.0
IM2044 14 FR or FL	4.0	6.0	8.5	10.5	13.0	15.0	17.0	19.5	22.0	24.5
IM2044 11 H	1.5	3.5	5.0	6.5	7.5	9.0	10.5	11.5	12.5	14.0
IM2044 12 HR or HL	3.5	6.5	9.0	12.5	15.0	18.0	20.0	23.0	25.5	28.5
IM2044 13 HR or HL	3.5	8.0	11.0	14.0	18.0	20.5	24.0	26.5	30.0	33.0
IM2044 14 HR or HL	4.0	9.0	12.5	16.0	19.5	23.5	27.0	31.0	35.0	38.5
Immix 55" frame										
IM2055 D01	2.5	5.0	7.5	9.5	12.0	13.5	17.0	19.0	21.0	23.0
IM2055 D02	5.0	10.5	15.0	19.5	24.5	29.0	33.0	38.0	42.5	47.0
IM2055 D03 R or L	5.5	11.0	16.5	20.5	26.0	31.0	36.5	41.0	46.5	52.5
IM2055 D04	6.0	12.0	17.0	23.0	28.0	34.0	39.0	44.0	50.0	55.0
IM2055 D05	7.0	13.0	18.5	24.0	31.0	36.5	40.5	49.0	53.5	60.0
IM2055 01	3.0	5.5	8.0	10.0	12.0	14.0	17.0	19.0	21.5	23.0
IM2055 02	5.0	10.5	15.0	19.5	24.5	29.0	33.0	38.0	42.5	47.0
IM2055 03 R or L	5.5	11.0	16.5	20.5	26.0	31.0	36.5	41.0	46.5	52.5
IM2055 04	6.5	12.5	17.5	23.5	28.5	34.5	39.5	44.5	50.5	55.5
IM2055 11 HC	2.5	4.0	6.0	8.0	9.0	11.0	12.0	13.0	15.0	16.0
IM2055 12 HC	4.5	7.5	11.5	14.5	18.5	22.5	25.5	28.5	31.5	34.5
IM2055 13 HC R or L	5.0	9.0	13.0	17.0	22.0	26.0	30.0	34.0	38.0	41.0
IM2055 14 HC	6.0	9.0	14.0	19.5	22.0	27.0	32.0	36.0	40.0	45.0
IM2055 15 HC	7.0	12.5	18.0	23.0	28.5	34.0	39.0	44.5	49.5	55.0

Versteel Seating COM Yardage Repeat Pattern Additional Requirements

2–14" repeat, add 15% to the standard yardage requirement.

15–27" repeat, add 30% to the standard yardage requirement.

28–36" repeat, add 35% to the standard yardage requirement.

Quantity of Benches	1	2	3	4	5	6	7	8	9	10
Immix 66" frame										
IM2066 D01	3.0	6.5	9.5	12.5	14.0	17.0	20.0	22.0	24.0	27.0
IM2066 D02	6.5	12.0	17.5	24.5	30.5	35.5	40.5	45.5	51.0	57.0
IM2066 D03 R or L	7.5	13.5	21.0	26.5	33.0	38.5	44.0	50.0	55.5	61.5
IM2066 D04	7.0	15.5	21.5	28.5	34.0	40.5	47.5	53.5	59.5	65.5
IM2066 D05	8.0	14.5	22.0	30.0	35.0	42.0	46.0	55.0	61.5	68.5
IM2066 T01	4.0	6.5	9.5	12.0	14.5	17.5	19.5	22.5	24.5	29.0
IM2066 T02	7.0	12.5	18.0	23.5	28.5	33.5	38.5	43.5	49.0	54.0
IM2066 T03 R or L	7.0	13.0	19.5	26.0	31.5	37.0	42.5	48.5	55.0	61.0
IM2066 T04	7.5	15.5	21.5	27.5	34.0	40.0	45.5	52.5	58.0	65.5
IM2066 T05	9.0	16.5	23.5	30.5	39.0	44.5	52.5	59.0	66.0	77.5
IM2066 01	3.0	5.5	8.0	10.0	12.5	14.5	17.0	19.0	21.0	23.0
IM2066 02	7.0	12.5	18.5	24.0	29.0	34.5	40.0	45.0	50.5	56.0
IM2066 03 R or L	7.0	13.0	18.5	25.0	31.5	37.0	42.5	48.5	55.0	61.0
IM2066 04	7.5	15.5	21.5	27.5	34.0	40.0	46.5	52.5	58.5	65.0
IM2066 11 FC	2.5	4.0	6.0	8.0	9.0	11.0	12.0	13.0	15.0	16.0
IM2066 12 FC	4.5	7.5	11.5	14.5	18.5	22.5	25.5	28.5	31.5	34.5
IM2066 13 FC R or L	5.0	9.0	13.0	17.0	22.0	26.0	30.0	34.0	38.0	41.0
IM2066 14 FC	5.5	9.0	14.0	19.5	24.0	28.0	32.0	36.0	40.0	45.0
IM2066 15 FC	7.0	12.5	18.0	23.0	28.5	34.0	39.0	44.5	49.5	55.0
IM2066 11 HC	3.0	5.0	7.5	9.5	12.0	13.5	17.0	19.0	21.0	23.0
IM2066 12 HC	5.5	10.5	15.0	19.5	24.5	29.0	33.0	38.0	42.5	47.0
IM2044 13 HC R or L	6.0	11.0	16.5	20.5	26.0	31.0	36.5	41.0	46.5	52.5
IM2066 14 HC	6.5	12.0	17.0	23.0	28.0	34.0	39.0	44.0	50.0	55.0
IM2066 15 HC	7.5	13.5	20.0	26.0	32.0	37.5	42.5	48.0	54.0	59.5
Immix 30°										
IM2030CT 01	2.0	4.0	5.5	7.0	8.0	9.5	10.0	12.0	13.0	15.0
Immix 45°										
IM2045CT 01	3.0	4.5	6.0	7.5	9.0	11.0	12.5	14.0	15.5	17.0
Immix 60°										
IM2060CT 01	3.0	4.5	6.0	7.5	9.0	11.0	12.5	14.0	15.5	17.0
Immix 90°										
IM2090CT 01	3.0	4.5	6.0	7.5	9.0	11.0	12.5	14.0	15.5	17.0
À la Carte										
Seats										
IMAC 2020US	1.5	2.5	3.5	4.5	5.5	6.5	7.0	8.5	9.0	10.0
IMAC 2031US	2.0	3.5	4.5	6.0	7.5	9.0	10.0	11.5	12.5	14.0
IMAC 2042US	2.0	4.0	6.0	8.0	9.0	11.0	12.0	13.0	15.0	16.0
IMAC 2053US	3.0	5.5	8.0	10.0	12.5	15.0	18.0	20.0	22.0	24.0
IMAC 2064US	3.5	6.5	9.5	12.0	14.5	17.0	19.5	22.5	25.0	28.5
Backs										
IMAC 2022UB	1.5	3.0	4.0	5.0	6.0	7.5	8.5	9.5	10.5	12.0
IMAC 2033UB	2.0	3.5	5.0	6.0	7.5	9.0	10.5	11.5	12.5	14.0
Arm										
IMAC 2011UA	1.5	1.5	2.0	2.5	3.0	3.0	4.0	4.5	4.5	5.0

Immix Bench System

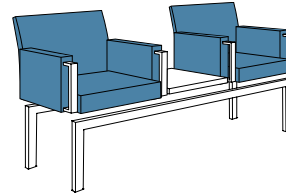
Combine curves and straight sections to create shapes and unlimited spans of seating and tables. A variety of seat and back widths can be mingled with tops of various shapes, materials and edges.

When planning a space with Immix, keep the same considerations in mind as you would when specifying product for any other space. How will the space be used? Do you need power and data? Will the product need to be moved or reconfigured in the future? Are there special user needs to be considered? Think about these and any other issues you may encounter when you plan your space.

If you are creating a configuration for a waiting room or lobby, feel secure that the Immix benches you choose have been designed and engineered for longevity with enduring finishes and high density foam. If you have particular needs that have not been addressed in this price list, please call Versteel Customer Service for answers and recommendations.

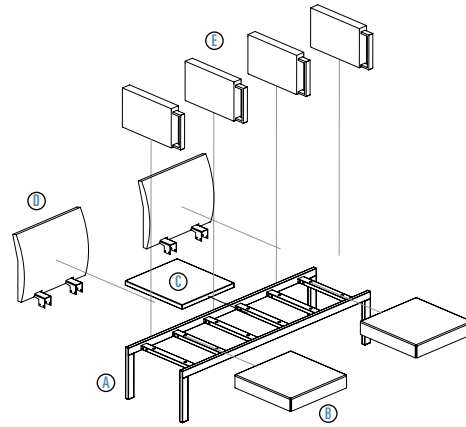
Standard vs. À la Carte

A wide range of 'standard' models have been established for easy ordering, but Immix benches are designed so that you can configure various combinations or styles using the A la Carte section starting on page 145.



Order the standard item found under the 66" Frame section of this price list.

(1) IM2066 15 FC

OR...


Build any bench from the A la Carte menu. Start with a frame, then add the elements you desire.

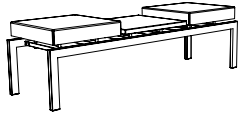
- A. (1) IMAC 2066 (66" frame)
- B. (2) IMAC 2020US (20" upholstered seats)
- C. (1) IMAC 2019RE (19" top)
- D. (2) IMAC 2022UB (22" upholstered backs)
- E. (4) IMAC 2011UA (upholstered arms)

The À la Carte section was developed for many purposes.

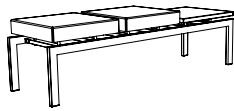
- Custom bench configurations
- Replacement parts
- New components to change color scheme
- New components to alter existing configuration

Reconfigure A Standard Model

A standard configuration listed in this price list may have all the elements you desire, just not in the desired order. No problems. Simply call Versteel Customer Service and a representative will happily assist you with your order.



① IM2066 11 FC (standard model)

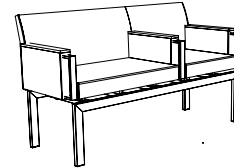


② IM2066 11 FC SST (reconfigured from standard model)

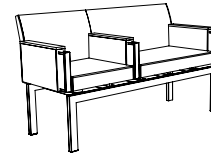
1. A standard Immix unit as found in this price list, with 20" upholstered seats and a 22" table in the middle. It has the elements you want, but not in the right order.
2. All the same elements but with the table positioned on the right, where you want it. Simply add SST at the end of your model number to indicate a seat-seat-table configuration. Contact Versteel Customer Service if you have any questions.

Mirror A Standard Model

In this price list you will find many standard models, but not every configuration. All of the models listed can be mirrored to fit your needs with no additional charge. To specify a mirrored model just add the letter M to the standard model number when you order. Should you have any questions or concerns call Versteel Customer Service.



① IM2055 D05 (standard model)

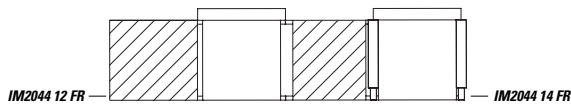


② IM2055 D05 M (mirrored model)

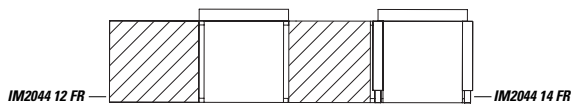
1. A standard Immix unit as found in this price list, with a 31" upholstered seat on the left and a 20" upholstered seat on the right. It has the elements you want, but you would like them flopped.
2. The mirror image of the standard model reverses the order and puts the seats where you want them. All that is required when specifying is to add M to the standard model number to achieve this configuration.

Arm to Armless & Armless to Arm

You may want to create a configuration where you will place a top between a seat with arms and a seat without arms on the same frame. Or even connect benches with arms to benches that are armless. In these cases it is possible to use standard tops, but Versteel has also designed tops just for this scenario. By using these tops, which have been specially sized, spacing will remain even throughout the configuration. Please indicate on your order or quote if the arm to armless top is desired.



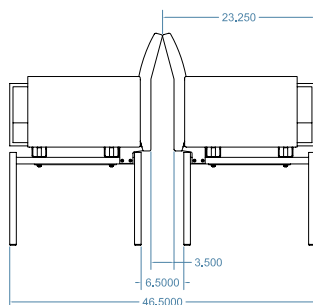
Arm to armless configuration with standard 19" top.
Notice the uneven spacing.



Arm to armless configuration with special 21" top.
The spacing is now consistent.

Back to Back Installations

When you are creating a space using Immix benches, don't forget that the benches with backs have a slightly deeper footprint. If you plan to place benches with backs in a 'back-to-back' configuration, use the dimensions provided here to insure you will have plenty of space for installation.



Power, Data and Wire Management

It may be desirable to provide power and data access to your Immix configuration depending on the end use application. If so, then plan for your power and data as you would any other specification, keeping in mind where the power will come from as well as the load that will be placed on the circuit.

Review the Power & Data Planning section that is found in the Versteel Power & Data Price List for more information. If there is any risk that the circuits may not be able to carry the load, contact a qualified electrician. Also, always consult any local codes or restrictions concerning power.

Use the drawings provided on the next page to determine the location(s) you want to place power and data or grommets in your configuration.

Power & Data

Immix tables and benches with tops can be individually powered with Henris or sequenced using Henri Nows. Use Henri and Henri Now to conveniently power laptops and other portable electronic devices. When power and data are not required, the units will conveniently store under the table leaving the top unobstructed for usage and cleaning.

Wire Management

Use grommets to route cords for lamps and other devices through a table top to an outlet.

Locations For Henris and Grommets

Rectangular Frames

Henris, Henri Nows and grommets must be located between the cross rails on Immix frames. There are five locations for the rectangular frame that can be combined and cross-referenced for more than one application. The logic for positioning is that as the frame grows in length, from left to right, the position moves along with it. A 22" frame has one position (Location 1) as there is only one space between cross rails. A 44" frame has 3 positions (Locations 1, 2 & 3) as there are three spaces between cross rails. The drawings at right illustrate the positions for rectangular frames and how to indicate where you would like Henris, Henri Nows or grommets.

Arc Frames & Corner Connectors

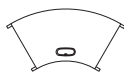
There are four locations for the arc frame positions and one for corner connectors. The drawings below illustrate the positions for Henris, Henri Nows and grommets.

30, 45 & 60 Degree Arc



Location 1

30, 45, 60 & 90 Degree Arc



Location 2

30, 45, 60 & 90 Degree Arc



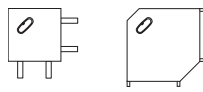
Location 3

30, 45, 60 & 90 Degree Arc



Location 4

Corner Connector



Location 1

22" Frame



Location 1

33" Frame



Location 2

44" Frame



Location 3

55" Frame



Location 4

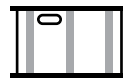
66" Frame



Location 5

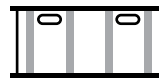
Rectangular Frame Location Examples

33" Frame



Location 1

44" Frame



Locations 1 & 3

44" Frame



Location 2

55" Frame

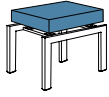


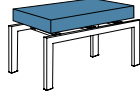
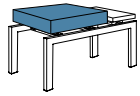
Locations 1 & 4

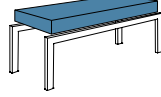
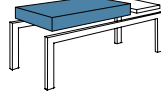
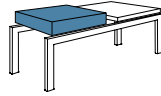
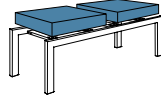
66" Frame

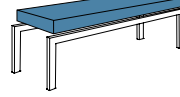
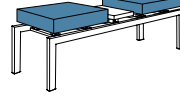
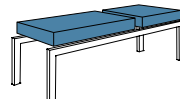


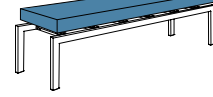
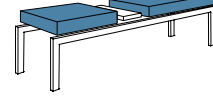
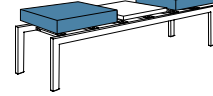
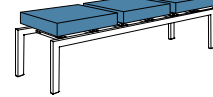
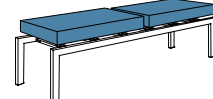
Locations 2 & 4

22" Frame

IM2022 01
 (1) 20" upholstered seat

33" Frame

IM2033 01
 (1) 31" upholstered seat

IM2033 11 H
 (1) 20" upholstered seat
 (1) 11" top

44" Frame

IM2044 01
 (1) 42" upholstered seat

IM2044 11 H
 (1) 31" upholstered seat
 (1) 11" top

IM2044 11 F
 (1) 20" upholstered seat
 (1) 22" top

IM2044 D01
 (2) 20" upholstered seats

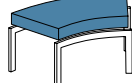
55" Frame

IM2055 01
 (1) 53" upholstered seat

IM2055 11 HC
 (2) 20" upholstered seats
 (1) 11" top

IM2055 D01
 (1) 31" upholstered seat
 (1) 20" upholstered seat

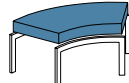
66" Frame

IM2066 01
 (1) 64" upholstered seat

IM2066 11 HC
 (1) 20" upholstered seat
 (1) 31" upholstered seat
 (1) 11" top

IM2066 11 FC
 (2) 20" upholstered seats
 (1) 22" top

IM2066 T01
 (3) 20" upholstered seats

IM2066 D01
 (2) 31" upholstered seats

All rectangular frames are available with or without arms and with or without backs. All arc frames are available with upholstered seats or tops.

30 Degree Arc

IM2030CT 01
 (1) upholstered seat

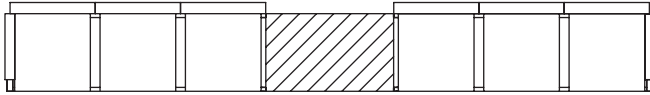
45 Degree Arc

IM2045CT 01
 (1) upholstered seat

60 Degree Arc

IM2060CT 01
 (1) upholstered seat

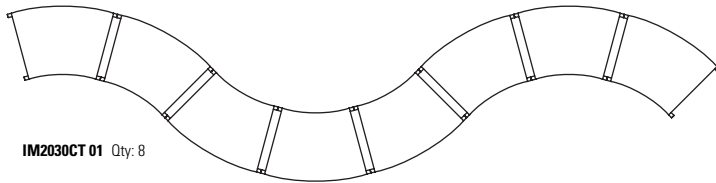
90 Degree Arc

IM2090CT 01
 (1) upholstered seat

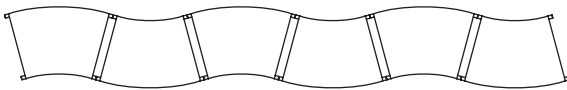
Basic Configuration Examples



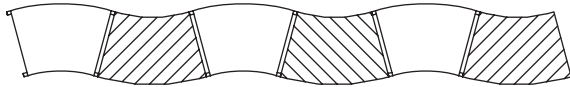
IM2066 T03R Qty: 1
IMIL 2044REFX Qty: 1
IM2066 T03L Qty: 1



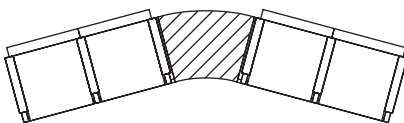
IM2030CT 01 Qty: 8



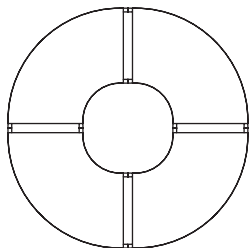
IM2030CT 01 Quantity: 6



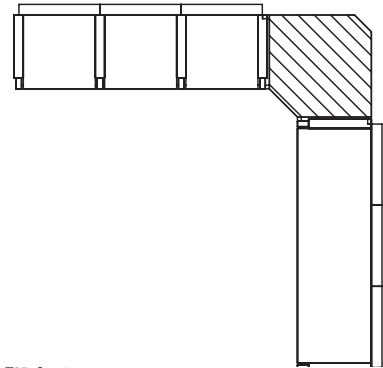
IM2030CT 01 Qty: 3
IMIL 2030CTFX Qty: 3



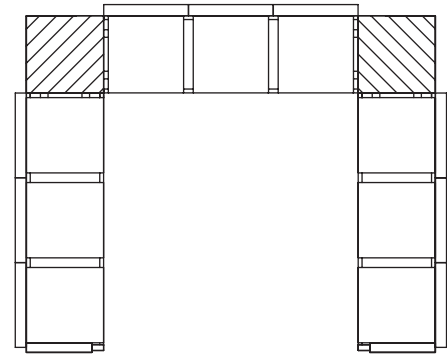
IM2044 D05 Qty: 2
IMIL 2030ACTFX Qty: 1



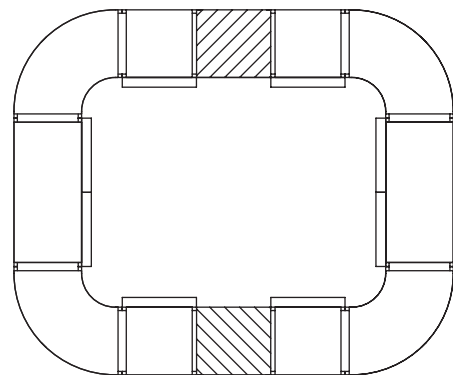
IM2090CT 01 Qty: 4



IM2066 T05 Qty: 1
IMIL 2028CRFX Qty: 1
IM2066 04 Qty: 1



IM2066 T03R Qty: 1
IM2066 T03L Qty: 1
IMIL 20SQFX Qty: 2
IM2066 T02 Qty: 1

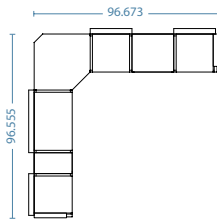


IM2066 12 FC Qty: 2
IM2044 02 Qty: 2
IM2090CT 01 Qty: 4

Large Configurations

Larger spaces may require a larger configuration, and these may be intimidating. If you are concerned that the curves and angles you are specifying may not be the correct ones, call Versteel Customer Service for input and advice.

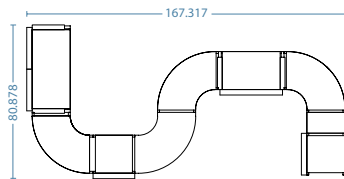
Versteel will also help you configure your Immix bench system if needed. Simply call Versteel Customer Service and provide the dimensions of your space and the type of configuration that you desire. Like any other space planning, it is helpful to know where power and data sources are, as well as windows, doors, and any other obstructions and proposed traffic patterns.

**L Unit**

- (1) IM2066 13R HC
- (1) IM2066 13L FC
- (1) IMIL 2030CRFX

Total List: \$10,030*

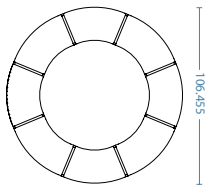
*All benches are priced with powder coat frames and Grade 2/COM fabric. Tops and tables are priced with standard laminate tops and PVC edges.



S Unit

- (1) IM2033 12 HL
- (2) IM2090CT 01
- (1) IM2033 04
- (1) IMIL 2090CTFX
- (1) IM2022 02
- (1) Special 90 Degree Arm to Armless Table
- (1) IM2044 04

Total List: \$19,003*



Round Unit

- (4) IM2045CT 01
- (4) IMIL 2045CTFX

Total List: \$12,952*



*All benches are priced with powder coat frames and Grade 2/COM fabric. Tops and tables are priced with standard laminate tops and PVC edges.

To Order, Specify...

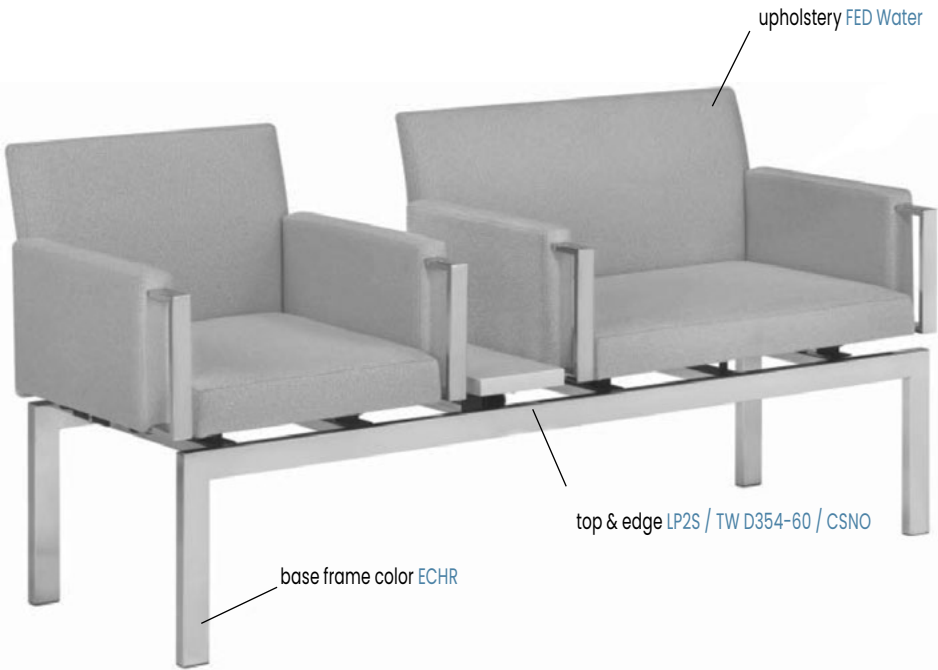
- 1 Model Number
- 2 Frame Color
- 3 Upholstery Selection
- 4 Top Material
 - a. Laminate manufacturer and color
 - b. Veneer species and finish color
- 5 Edge Style and Thickness
- 6 Edge Color
- 7 Bench Options

model number		finish selections				bench options
IM2066 15 HC / LP2S		ECHR	FED Water	TW D354-60	CSNO	----
model number	top, edge & corner	frame color	upholstery selection	top laminate manufacturer & laminate color	edge color	bench options

An IM2066 15 HC LP2S is an Immix series, 66" frame bench with 20" and 31" upholstered seats, 22" and 33" upholstered backs, four upholstered arms, 8" laminate top center, with a 1 1/4" thick top, PVC edge with square corners.

The codes ECHR / FED Water / TW D354-60 / CSNO specify a Chrome frame, Grade 4 Editor Water upholstery, Wilsonart D354-60 Designer White laminate and Snow PVC.

Model Number IM2066 15 HC



Orders may be sent via

Mailing Address

Versteel
2332 Cathy Lane
Jasper, IN 47546

Contact Versteel

Email contact@versteel.com
Phone 800 876 2120
812 634 2120

Studio Steel®

Versteel's "urban fabrication" process leaves the telltale signs of welding and assembly on the surface, highlighting a manufacturing aesthetic. Choosing a clear or transparent powder coat is recommended, allowing tonal striations (created as a result of extreme heat), natural textures, and the inherent qualities of raw steel to show through.

Studio Steel Process \$165 per chair

Powder Coat Finishes

All powder coat finishes in the Versteel offering have been formulated with the use of epoxy, polyester or epoxy and polyester blends to maximize the finish durability.

Powder Coat - Standard n/c

Powder Coat - Premium \$165 per chair

Immix Powder Coat Colors

Alloy	PALY	Mint	PMNT
Amethyst	PAME	Navy	PNAV
Anthracite	PANT	Nimbus	PNIM
Black Anodized	PBLA	Nutmeg	PNUT
Bronze	PBRO	◆ Pacific	PPAC
Calypso	PCAL	Pearl	PPEA
Carbon	PCAR	Pebble	PPEB
Champagne	PCHA	◆ Platinum	PPLA
Coconut	PCOC	Poppy	PPOP
◆ Copper	PCOP	◆ Raven	PRAV
Crimson	PCRI	Royal	PROY
◆ Crystal	PCRY	Seaside	PSEA
Daffodil	PDAF	Shipyard	PSHI
Ebony	PEBO	Silver	PSIL
Forest	PFOR	Snow	PSNO
Fossil	PFOS	Stone	PSTO
◆ Garnet	PGAR	Storm	PSTM
◆ Gold	PGOL	Terra Cotta	PTEC
Graphite	PGRA	Whisper	PWHI
◆ Hope	PHOP	White Linen	PWHL
Kelly Green	PKEG	Powder Coat Alternative	OPA
◆ Matte	PMAT		
Mica	PMIC		

Transparent Powder Coats (indicated by ◆)

Please note that the transparent characteristics of these powders allow all natural welds and textures inherent to raw steel to be visible.

Premium Powder Coats (indicated by ●)

Versteel's premium process uses specially formulated powder coats for a truly unique color palette.

An upcharge applies; see product pages.

Plated

Versteel offers two plated options: Chrome and Nickel. Chrome is our most durable finish available and is a deep luster chrome plated finish. Nickel is a plated finish with a clear coat applied for durability. An upcharge applies for plated finishes. See product pricing pages for upcharge.

Chrome ECHR

Nickel ENKL

Veneer

Immix tables are available with plain sliced Ash, Cherry, Maple and Walnut veneers.

Immix Veneer Species

Ash AP01 Maple MP01

Cherry CP01 Walnut WP01

Immix Veneer Finish**Ash**

Beach VBEA Fog VFOG

Chestnut VCHE Pebble VPEB

Drift VDRI Whisper VWHI

Fawn VFAW

Cherry

Blossom Cherry VBLC Java Cherry VJAC

Cordovan Cherry VCNC Millwork Cherry VMWC

Golden Cherry VGNC

Maple

Caramel Maple VCMM Sugar Maple VSUM

Solar Maple VSLM

Walnut

Brighton Walnut VBRW Natural Walnut VNAW

Espresso Walnut VESW

Edges

Immix table edges are available in PVC and wood.

- PVC provides hot melt application in a continuous band around the surface.
- Wood banding is a multi-ply wood band or miter-cornered solid in Ash, Cherry, Maple or Walnut.

Immix PVC Edge Colors

Absolute Acajou	CABA	Nimbus.	CNIM
Alloy.	CALY	Pearl	CPEA
Carbon.	CCAR	Platinum	CPLA
Champagne	CCHA	Pralines & Cream	CPRC
Coconut	CCOC	Shadow	CSHA
Ebony.	CEBO	Snow	CSNO
Florence Walnut	CFLW	Stone	CSTO
Fossil	CFOS	Storm.	CSTM
Graphite	CGRA	Whisper	CWHI
Grey.	CGRE	White Linen	CWHL
Kensington Maple.	CKEM		

Wood Finish

Versteel uses a post-catalyst varnish that meets AWI (Architectural Woodwork Institute) TR6 performance standards.

Immix Wood Edge Species

Ash	A01	Maple.	M01
Cherry	C01	Walnut	W01

Immix Wood Edge Finishes

Ash

Beach.	WBEA	Fog	WFOG
Chestnut.	WCHE	Pebble	WPEB
Drift	WDRI	Whisper	WWHI
Fawn	WFAW		

Cherry

Blossom Cherry	WBLC	Java Cherry.	WJAC
Cordovan Cherry	WCNC	Millwork Cherry.	WMWC
Golden Cherry	WGNC		

Maple

Caramel Maple	WCMM	Sugar Maple	WSUM
Solar Maple.	WSLM		

Walnut

Brighton Walnut	WBRW	Natural Walnut.	WNAW
Espresso Walnut.	WESW		

Finish Reference & Samples

For finish color reference, please refer to our website. Contact Versteel Customer Service to receive actual color samples for color matches and final color approval.

Powder Coat Alternative**Call for quotation**

Specify code *OPA* (Powder Coat Alternative), add cost from Versteel quotation

Powder Coat Alternative is available from Versteel. The entire RAL color reference along with hundreds of other color and finishes are available.

For Powder Coat Alternative matching, you must supply a color reference sample, or an RAL number. Versteel will review the sample for possible existing colors available and send a sample for customer approval. If no color match exists a custom match can be developed. Call Versteel Customer Service for associated upcharges on custom color development.

NOTE CUSTOM COLOR MATCHING APPROVALS MAY AFFECT STANDARD PRODUCTION SCHEDULES

Special Laminate**Call for quotation**

Specify code *TSP* (Special Laminate), indicate the quoted charges per table

Special laminates and patterns can be specified as an option. To specify, contact Versteel for availability and pricing.

NOTE LAMINATES IN STANDARD COLORS AND TEXTURES FROM FORMICA, NEVAMAR, PIONITE AND WILSONART ARE STANDARD

CAUTION LAMINATE MANUFACTURERS CHANGE STANDARD OFFERINGS FREQUENTLY, AND IT IS POSSIBLE THAT A STANDARD PRODUCT CAN BECOME UNAVAILABLE. VERSTEEL CANNOT BE RESPONSIBLE FOR ANY INCONVENIENCE THIS MAY CAUSE.

Custom PVC Color Match**Call for quotation / one time charge per color, per order**

Specify code *OCP* (Custom PVC Color Match), add cost from Versteel quotation

PVC Color Match can be the selection of a color that is available from a Versteel supplier or a new custom color developed for the order. Minimum footage requirements mean that the amount of material needed for your order will effect the cost.

For PVC Color Matching you must supply a color reference sample. Versteel will review the sample for possible existing colors available and send a sample for customer approval. If no color match exists, a custom match will be developed and sampled for customer approval before a production schedule is established.

NOTE CUSTOM COLOR MATCHING APPROVALS MAY AFFECT STANDARD PRODUCTION SCHEDULES

Stain Finish Match**\$996 / one time charge per finish, per order**

Specify code *OSM* (Stain Finish Match), add \$996.00 list per finish, per order

Alternative Stain Finishes are available for veneer and wood edged tops.

For Stain Finish Matching you must supply two 4" x 4" finish color and grain reference samples. An expertly finish matched sample will be provided for customer approval.

NOTE CUSTOM COLOR MATCHING APPROVALS MAY AFFECT STANDARD PRODUCTION SCHEDULES

Veneer or Wood Edge Alternatives

For veneer or wood edge requirements other than our standard plain sliced Ash, Cherry, Maple or Walnut, contact Versteel Customer Service with the specifications of the materials you would like to specify.

NOTE VENEER OR WOOD EDGE ALTERNATIVES APPROVAL MAY AFFECT STANDARD PRODUCTION SCHEDULES

Wood Finish Alternatives

Versteel finish has a natural grain fill level finish appearance, contact Versteel Customer Service for alternative fill levels. Coarse grain will require additional application steps for a full-fill grain appearance and will require a quote.

NOTE WOOD FINISH ALTERNATIVE APPROVAL MAY AFFECT STANDARD PRODUCTION SCHEDULES

3form® Material

3form is available for Immix tops. It incorporates raw materials made of renewable material from natural landscapes all over the globe. The manufacturing process produces no VOC's or other harmful gases. 3form material is GREENGUARD® CERTIFIED. Contact Versteel Customer Service for pricing.

Table Top Alternatives

Table tops can be produced in alternative top material if desired. Contact Versteel Customer Service for pricing and availability.

Alternate Core Construction

Alternate core constructions are available, including medium density fiberboard (MDF), honeycomb cores and cores that contain no urea formaldehyde. Contact Versteel Customer Service for pricing and availability

Immix Adjustable Glides
no charge

Standard on all Immix benches, these glides are semi-concealed in the leg and compensate to approximately $\frac{3}{4}$ " for uneven floors.


Immix Armless Plate
no charge


Armless plates can be used between cushions when no arms are specified. One plate for each of these applications is shipped with each bench. The plates can be used as an alternative to installing link brackets. Finish will be the same as the frame when powder coat is specified. For Chrome frames, the finish is Ebony.

Immix Link Brackets
no charge

Link brackets are shipped on the underside of all Immix benches. Finish will be the same as the frame when powder coat is specified. For Chrome frames, brackets will be Ebony.

Fully Upholstered Arm
-\$71 / arm

Specify code **ZFA** (Fully Upholstered Arm), subtract \$71 list per arm from price of bench



A fully upholstered arm is available as an alternative to the standard arm. These arms do not have any metal detail.

Dual Metal Arm
\$129 / arm

Specify code **ZMA** (Dual Metal Arm), add \$129 list per arm to price of bench




A dual metal arm is available as an alternative to the standard arm. These arms have metal detail on both ends. Benches specified with this option should not have a back.

Tablet Arm
Call for quotation

A tablet arm is available on 22" and 33" frame benches. Call Versteel Customer Service for more information.

Bolster
Fabric Grade Dependent / Bolster

Specify code according to fabric grade
AIB2 (Grade 2 Bolster), add \$253 list each
AIB3 (Grade 3 Bolster), add \$302 list each
AIB4 (Grade 4 Bolster), add \$353 list each
AIB5 (Grade 5 Bolster), add \$404 list each
AIB6 (Grade 6 Bolster), add \$453 list each



The bolster tethers to the bench frame using two 8 ½" elastic straps. Call Versteel Customer Service for more information.

Cleanout Cushion
\$23 / per seat

Specify code **UCC** (Upholstery Cleanout Cushion), add \$23 list per seat

Cleanout Cushions replace standard seats, creating space at the back and both sides of the seat to allow dirt and debris to fall to the floor for easier cleaning.

Top Custom Cutout
\$120 / cutout

Specify code **TCC** (Top Custom Cutout), add \$120.00 list per cutout

Top Custom Cutout requires a drawing for production and is subject to approvals.

Henri Now linking systems require an **HNPU** power supply unit per each sequence. Specify code HNPU, \$450.00 list each.

- 120" cord length
- 15 amp circuit
- standard grounded plug
- surge protection



Henri - \$344 / unit

Specify code **PH_** (Henri - Quantity_),
add \$344.00 list per Henri

The pop-up Henri electrical unit(s) is factory installed in the specified location.

SPECIFICATIONS

- One 9' cord, one 15 amp circuit, standard grounded plug
- Surge protection
- Two electrical outlets per unit



NOTE WHEN SEQUENCING ELECTRICAL UNITS, HENRI NOW MUST BE USED

NOTE HENRI UNITS ARE NOT AVAILABLE ON 8", 10" OR 11" TOPS

Henri Now - \$332 / unit

Specify code **PHN_** (Henri Now - Quantity_),
add \$332.00 list per Henri Now

Specify code **HNPU** (Power Infeed Cord),
add \$450.00 list per Power Infeed Cord

The pop-up Henri Now electrical unit(s) is factory installed in the specified location.

SPECIFICATIONS

- Surge protection
- Two electrical outlets per unit

NOTE HENRI NOW UNITS ARE NOT AVAILABLE ON 8", 10" OR 11" TOPS

1 Henri

\$344 / table

Specify code **PH1** (1 Henri), add \$344 list per table

1 Henri Now

\$332 / table

Specify code **PHN1** (1 Henri Now), add \$332 list per table

2 Henris

\$688 / table

Specify code **PH2** (2 Henris), add \$688 list per table

2 Henri Nows

\$664 / table

Specify code **PHN2** (2 Henri Nows), add \$644 list per table

Other Electrical

Call for quotation

Customer selected electrical units from ECA, Byrne, Altinex, Extron, etc. may be specified for Immix tops. Once a unit is selected, contact Versteel Customer Service for approval.

Round Grommet

\$76 / each

Specify code **WR_** (Round Grommet - Location _), add \$76 list per grommet

Round Grommets are 3" black grommets with an inside dimension of 2 1/4". Round grommets are factory installed in the specified location. Includes two-piece black insert.



Oval Brush Grommet

\$97 / each

Specify code **WO_** (Oval Brush Grommet - Location _), add \$97 list per grommet

Oval Brush Grommets are 3" x 7 1/2" black grommets with a brush insert cord access dimensions of 1 1/2" x 4". Oval brush grommets are factory installed in the specified location.



1 Grommet - Provide Location Print

Round Grommet - Specify code **WRG**,
add \$76.00 list per table

Oval Brush Grommet - Specify code **WOG**,
add \$97.00 list per table

1 round or oval brush grommet is factory installed in the top location based on specifier's print.

Immix
Bench - 22" Frame
Powder Coat









VERSTEEL

Questions?

800 876 2120

Dimensions

Overall Height w/o back: 18" w/ back: 32"	Overall Depth w/o back: 20" w/ back: 23½"	Back Width: 22" Seat Height: 18" Seat Width: 20" Seat Depth: 20" Arm Height: 25½"
Overall Width w/o arms: 22" w/ 1 arm: 23¾" w/ 2 arms: 24½"		

				Standard Powder Coat				
				2/COM	3	4	5	6
				fabric grade >				
Description	Model#	Product Wt						
 22" Frame 20" Upholstered Seat	IM2022 01	22		1039	1139	1238	1338	1439
 Square Armless application 20" x 20" Seat: Upholstered	IM20SQ 01	22		1039	1139	1238	1338	1439
 22" Frame 20" Upholstered Seat 22" Upholstered Back	IM2022 02	31		1818	2018	2218	2415	2616
 22" Frame 20" Upholstered Seat 22" Upholstered Back Upholstered Arm: Right	IM2022 03R	39		2413	2663	2911	3158	3408
 22" Frame 20" Upholstered Seat 22" Upholstered Back Upholstered Arm: Left	IM2022 03L	39		2413	2663	2911	3158	3408
 22" Frame 20" Upholstered Seat 22" Upholstered Back Upholstered Arms	IM2022 04	47		3004	3307	3602	3903	4200







COM Yardage
Please refer to page 114.

To Order, Specify...

- 1 Model Number
- 2 Frame Color
- 3 Upholstery Selection
- 4 Bench Options

**Dimensions**

Overall Height w/o back: 18" w/ back: 32"	Overall Depth w/o back: 20" w/ back: 23½"	Back Width: 22" Seat Height: 18" Seat Width: 20" Seat Depth: 20" Arm Height: 25½"
Overall Width w/o arms: 22" w/ 1 arm: 23¼" w/ 2 arms: 24½"		

				Chrome, Nickel and Transparent Powder Coat				
				2/COM	3	4	5	6
				fabric grade >				
Description	Model#	Product Wt						
 22" Frame 20" Upholstered Seat	IM2022 01	22		1117	1213	1312	1413	1513
 Square Armless application 20" x 20" Seat: Upholstered	IM20SQ 01	22		1117	1213	1312	1413	1513
 22" Frame 20" Upholstered Seat 22" Upholstered Back	IM2022 02	31		1895	2094	2294	2490	2692
 22" Frame 20" Upholstered Seat 22" Upholstered Back Upholstered Arm: Right	IM2022 03R	39		2583	2831	3081	3325	3577
 22" Frame 20" Upholstered Seat 22" Upholstered Back Upholstered Arm: Left	IM2022 03L	39		2583	2831	3081	3325	3577
 22" Frame 20" Upholstered Seat 22" Upholstered Back Upholstered Arms	IM2022 04	47		3268	3568	3869	4165	4465
COM Yardage Please refer to page 114.								

Finish Options

Powder Coat - Premium..... \$ 165

Price**Arm Options**

Fully Upholstered Arm (each)ZFA \$ -71

Code Price**Custom Charges**

Powder Coat Alternative (per color)OPA call

Code Price**Seat Options**

Cleanout Cushion (per seat).....UCC \$ 23

Immix
Bench - 33" Frame
Powder Coat








VERSTEEL

Questions?

800 876 2120

Dimensions

Overall Height w/o back: 18" w/ back: 32"	Overall Depth w/o back: 20" w/ back: 23½"	Back Width: 33" Seat Height: 18" Seat Width: 31" Seat Depth: 20" Arm Height: 25½"
Overall Width: w/o arms: 33" w/ 1 arm: 34¼" w/ 2 arms: 35½"		

				Standard Powder Coat				
				2/COM	3	4	5	6
Description	Model#	Product Wt	fabric grade >					
 33" Frame 31" Upholstered Seat	IM2033 01	33		1255	1406	1552	1700	1853
 33" Frame 31" Upholstered Seat 33" Upholstered Back	IM2033 02	41		2308	2606	2905	3204	3504
 33" Frame 31" Upholstered Seat 33" Upholstered Back Upholstered Arm: Right	IM2033 03R	49		2901	3247	3597	3947	4295
 33" Frame 31" Upholstered Seat 33" Upholstered Back Upholstered Arm: Left	IM2033 03L	49		2901	3247	3597	3947	4295
 33" Frame 31" Upholstered Seat 33" Upholstered Back Upholstered Arms	IM2033 04	57		3490	3890	4289	4688	5086






COM Yardage
Please refer to page 114.

To Order, Specify...

- 1 Model Number
- 2 Frame Color
- 3 Upholstery Selection
- 4 Bench Options

**Dimensions**

Overall Height w/o back: 18" w/ back: 32"	Overall Depth w/o back: 20" w/ back: 23½"	Back Width: 33" Seat Height: 18" Seat Width: 31" Seat Depth: 20" Arm Height: 25½"
Overall Width: w/o arms: 33" w/ 1 arm: 34¼" w/ 2 arms: 35½"		

				Chrome, Nickel and Transparent Powder Coat				
				2/COM	3	4	5	6
				fabric grade >				
Description	Model#	Product Wt						
 33" Frame 31" Upholstered Seat	IM2033 01	33		1403	1550	1698	1850	1997
 33" Frame 31" Upholstered Seat 33" Upholstered Back	IM2033 02	41		2455	2750	3051	3349	3648
 33" Frame 31" Upholstered Seat 33" Upholstered Back Upholstered Arm: Right	IM2033 03R	49		3140	3488	3837	4188	4534
 33" Frame 31" Upholstered Seat 33" Upholstered Back Upholstered Arm: Left	IM2033 03L	49		3140	3488	3837	4188	4534
 33" Frame 31" Upholstered Seat 33" Upholstered Back Upholstered Arms	IM2033 04	57		3829	4227	4625	5023	5421
COM Yardage Please refer to page 114.								

Finish Options

Powder Coat - Premium..... \$ 165

Arm Options

Fully Upholstered Arm (each)ZFA \$ -71

Custom Charges

Powder Coat Alternative (per color)OPA call

Seat Options

Cleanout Cushion (per seat).....UCC \$ 23

Immix

33" Frame, Bench + Top
Powder Coat

**VERSTEEL****Questions?**

800 876 2120

Dimensions

Overall Height w/o back: 18"	Back Width: 22"	Top Height: 16½"
w/ back: 32"	Seat Height: 18"	Top Width: 11"
Overall Width: 33"	Seat Width: 20"	Top Depth: 20"
Overall Depth w/o back: 20"	Seat Depth: 20"	Top Thickness: 1¼"
w/ back: 23½"		

 top >
edge >
Standard Powder Coat

Laminate PVC	Laminate Wood	Laminate 1 ¼" Wood	Veneer Wood	Veneer 1 ¼" Wood
Flat LP2S 	Flat LW2S 	Square LWS2 	Flat VW2S 	Flat VWS2
Fluted LPF2S 	Fluted LWF2S 	Fluted LWF2 	Fluted VWF2S 	Fluted VWF2
	Rev Bevel Acrylic LMRA2S 	Reverse Bevel LWR2 		Reverse Bevel VWR2


















	Description	Model#	Product Wt	Grade					
	33" Frame 20" Upholstered Seat 11" Top	IM2033 11 H	35	Gr 2 / COM	1269	1304	1371	1468	1468
				Gr 3	1372	1406	1469	1568	1568
				Gr 4	1470	1504	1569	1664	1664
				Gr 5	1571	1604	1668	1768	1768
				Gr 6	1669	1700	1770	1865	1865
	33" Frame 20" Upholstered Seat 22" Upholstered Back 11" Top: Right	IM2033 12 HR	44	Gr 2 / COM	2052	2086	2150	2250	2250
				Gr 3	2253	2285	2350	2449	2449
				Gr 4	2454	2484	2548	2648	2648
				Gr 5	2649	2684	2746	2846	2846
				Gr 6	2851	2881	2946	3041	3041
	33" Frame 20" Upholstered Seat 22" Upholstered Back 11" Top: Left	IM2033 12 HL	44	Gr 2 / COM	2052	2086	2150	2250	2250
				Gr 3	2253	2285	2350	2449	2449
				Gr 4	2454	2484	2548	2648	2648
				Gr 5	2649	2684	2746	2846	2846
				Gr 6	2851	2881	2946	3041	3041

COM Yardage

Please refer to page 114.

To Order, Specify...

- ① Model Number
- ② Frame Color
- ③ Upholstery Selection
- ④ Top Material
 - a. Laminate Manufacturer + Color
 - b. Veneer Species + Finish Color
- ⑤ Edge Style
- ⑥ Edge Color or Finish
- ⑦ Additional Options

					Standard Powder Coat				
					Laminate PVC	Laminate Wood	Laminate 1¼" Wood	Veneer Wood	Veneer 1¼" Wood
					Flat LP2S 	Flat LW2S 	Square LW2S 	Flat VP2S 	Flat VW2S 
					Fluted LPF2S 	Fluted LWF2S 	Fluted LWF2S 	Fluted VPF2S 	Fluted VWF2S 
						Rev Bevel Acrylic LMRA2S 	Reverse Bevel LMRA2S 		Reverse Bevel LMRA2S 
Dimensions									
Overall Height w/o back: 18" w/ back: 32"		Overall Depth w/o back: 20" w/ back: 23½"	Back Width: 22" Seat Height: 18" Seat Width: 20" Seat Depth: 20" Top Height: 16½" Top Width: 11" Top Depth: 20" Top Thickness: 1¼"						
Overall Width w/o arms: 33" w/ 1 arm: 34¼" w/ 2 arms: 35½"									
Description	Model#	Product Wt	Grade						
 33" Frame 20" Upholstered Seat 22" Upholstered Back 11" Top: Left Upholstered Arm: Right	IM2033 13R HL	52	Gr 2 / COM	2644	2677	2744	2842	2842	
			Gr 3	2894	2927	2994	3091	3091	
			Gr 4	3143	3178	3240	3342	3342	
			Gr 5	3393	3424	3488	3588	3588	
			Gr 6	3638	3675	3741	3836	3836	
 33" Frame 20" Upholstered Seat 22" Upholstered Back 11" Top: Right Upholstered Arm: Left	IM2033 13L HR	52	Gr 2 / COM	2644	2677	2744	2842	2842	
			Gr 3	2894	2927	2994	3091	3091	
			Gr 4	3143	3178	3240	3342	3342	
			Gr 5	3393	3424	3488	3588	3588	
			Gr 6	3638	3675	3741	3836	3836	
 33" Frame 20" Upholstered Seat 22" Upholstered Back 8" Top: Right Upholstered Arms	IM2033 14 HR	58	Gr 2 / COM	3238	3271	3337	3432	3432	
			Gr 3	3539	3570	3634	3733	3733	
			Gr 4	3836	3870	3934	4032	4032	
			Gr 5	4133	4167	4233	4330	4330	
			Gr 6	4432	4469	4530	4631	4631	
 33" Frame 20" Upholstered Seat 22" Upholstered Back 8" Top: Left Upholstered Arms	IM2033 14 HL	58	Gr 2 / COM	3238	3271	3337	3432	3432	
			Gr 3	3539	3570	3634	3733	3733	
			Gr 4	3836	3870	3934	4032	4032	
			Gr 5	4133	4167	4233	4330	4330	
			Gr 6	4432	4469	4530	4631	4631	

COM Yardage

Please refer to page 114.

Powder Coat Alternative (per color)	OPA	call
Custom PVC Color Match	OCP	call
Stain Finish Match (per finish)	OSM	\$ 996

Immix

















33" Frame, Bench + Top
Powder Coat

**VERSTEEL****Questions?**

800 876 2120

Dimensions

Overall Height w/o back: 18"	Back Width: 22"	Top Height: 16½"
w/ back: 32"	Seat Height: 18"	Top Width: 11"
Overall Width: 33"	Seat Width: 20"	Top Depth: 20"
Overall Depth w/o back: 20"	Seat Depth: 20"	Top Thickness: 1¼"
w/ back: 23½"		

					Standard Powder Coat				
					Laminate PVC	Laminate Wood	Laminate 1 ¼" Wood	Veneer Wood	Veneer 1 ¼" Wood
					Flat LP2S 	Flat LW2S 	Square LWS2 	Flat VW2S 	Flat VWS2 
					Fluted LPF2S 	Fluted LWF2S 	Fluted LWF2 	Fluted VWF2S 	Fluted VWF2 
						Rev Bevel Acrylic LMRA2S 	Reverse Bevel LWR2 		Reverse Bevel VWR2 
Description	Model#	Product Wt	Grade						
	33" Frame 20" Upholstered Seat 11" Top	IM2033 11 H	35	Gr 2 / COM	1418	1452	1515	1614	1614
				Gr 3	1519	1550	1616	1714	1714
				Gr 4	1617	1649	1715	1812	1812
				Gr 5	1716	1748	1814	1913	1913
				Gr 6	1815	1850	1915	2014	2014
	33" Frame 20" Upholstered Seat 22" Upholstered Back 11" Top: Right	IM2033 12 HR	44	Gr 2 / COM	2199	2232	2297	2395	2395
				Gr 3	2398	2430	2495	2593	2593
				Gr 4	2595	2632	2696	2794	2794
				Gr 5	2795	2827	2893	2990	2990
				Gr 6	2996	3027	3092	3190	3190
	33" Frame 20" Upholstered Seat 22" Upholstered Back 11" Top: Left	IM2033 12 HL	44	Gr 2 / COM	2199	2232	2297	2395	2395
				Gr 3	2398	2430	2495	2593	2593
				Gr 4	2595	2632	2696	2794	2794
				Gr 5	2795	2827	2893	2990	2990
				Gr 6	2996	3027	3092	3190	3190


















COM Yardage

Please refer to page 114.

To Order, Specify...

- 1 Model Number
- 2 Frame Color
- 3 Upholstery Selection
- 4 Top Material
 - a. Laminate Manufacturer + Color
 - b. Veneer Species + Finish Color
- 5 Edge Style
- 6 Edge Color or Finish
- 7 Additional Options



<div>top ></div> <div>edge ></div> <div>Dimensions</div> <div>Overall Height w/o back: 18" w/ back: 32" Overall Width w/o arms: 33" w/ 1 arm: 34½" w/ 2 arms: 35½"</div> <div>Overall Depth w/o back: 20" w/ back: 23½"</div> <div>Back Width: 22" Seat Height: 18" Seat Width: 20" Seat Depth: 20" Top Height: 16½" Top Width: 11" Top Depth: 20" Top Thickness: 1¼"</div>					Chrome, Nickel and Transparent Powder Coat				
					Laminate PVC	Laminate Wood	Laminate 1¼" Wood	Veneer Wood	Veneer 1¼" Wood
					Flat LP2S 	Flat LW2S 	Square LWS2 	Flat VW2S 	Flat VWS2 
					Fluted LPF2S 	Fluted LWF2S 	Fluted LWF2 	Fluted VWVF2S 	Fluted VWVF2 
						Rev Bevel Acrylic LMRA2S 	Reverse Bevel LWR2 		Reverse Bevel VWR2 
<div>Description</div> <div>Model#</div> <div>Product Wt</div> <div>Grade</div>									
	33" Frame 20" Upholstered Seat 22" Upholstered Back 11" Top: Left Upholstered Arm: Right	IM2033 13R HL	52	Gr 2 / COM	2885	2919	2983	3112	3112
				Gr 3	3135	3169	3235	3334	3334
				Gr 4	3388	3420	3481	3580	3580
				Gr 5	3632	3666	3730	3829	3829
				Gr 6	3881	3914	3980	4078	4078
	33" Frame 20" Upholstered Seat 22" Upholstered Back 11" Top: Right Upholstered Arm: Left	IM2033 13L HR	52	Gr 2 / COM	2885	2919	2983	3112	3112
				Gr 3	3135	3169	3235	3334	3334
				Gr 4	3388	3420	3481	3580	3580
				Gr 5	3632	3666	3730	3829	3829
				Gr 6	3881	3914	3980	4078	4078
	33" Frame 20" Upholstered Seat 22" Upholstered Back 8" Top: Right Upholstered Arms	IM2033 14 HR	58	Gr 2 / COM	3575	3606	3672	3770	3770
				Gr 3	3873	3907	3969	4069	4069
				Gr 4	4172	4205	4272	4367	4367
				Gr 5	4471	4505	4567	4668	4668
				Gr 6	4768	4800	4868	4964	4964
	33" Frame 20" Upholstered Seat 22" Upholstered Back 8" Top: Left Upholstered Arms	IM2033 14 HL	58	Gr 2 / COM	3575	3606	3672	3770	3770
				Gr 3	3873	3907	3969	4069	4069
				Gr 4	4172	4205	4272	4367	4367
				Gr 5	4471	4505	4567	4668	4668
				Gr 6	4768	4800	4868	4964	4964

COM Yardage

Please refer to page 114.

Arm Options

Arm Options	Code	Price
Fully Upholstered Arm (each)	ZFA	\$ -71

Top Options

Special Laminate.....	TSP	call
Custom Cutout (per cutout)	TCC	\$ 120

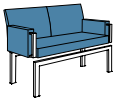
Segt Options

Cleanout Cushion (per seat).....	UCC	\$	23
----------------------------------	-----	----	----

Custom Charges

Custom Charges	Code	Price
Powder Coat Alternative (per color)	OPA	call
Custom PVC Color Match	OCB	call
Stain Finish Match (per finish).....	OSM	\$ 996

Immix
Bench - 44" Frame
Powder Coat








VERSTEEL

Questions?

800 876 2120

Dimensions

Overall Height w/o back: 18" w/ back: 32"	Overall Depth w/o back: 20" w/ back: 23½"	Back Width: 22" Seat Height: 18" Seat Width: 42" Seat Depth: 20" Arm Height: 25½"
Overall Width w/o arms: 44" w/ 1 arm: 45¼" w/ 2 arms: 46½"		

				Standard Powder Coat				
				2/COM	3	4	5	6
Description	Model#	Product Wt	fabric grade >					
 44" Frame 42" Upholstered Seat	IM2044 01	42		1493	1694	1894	2091	2290
 44" Frame 42" Upholstered Seat 22" Upholstered Backs (2)	IM2044 02	60		3057	3454	3854	4247	4645
 44" Frame 42" Upholstered Seat 22" Upholstered Backs (2) Upholstered Arm: Right	IM2044 03R	68		3648	4097	4545	4989	5441
 44" Frame 42" Upholstered Seat 22" Upholstered Backs (2) Upholstered Arm: Left	IM2044 03L	68		3648	4097	4545	4989	5441
 44" Frame 42" Upholstered Seat 22" Upholstered Backs (2) Upholstered Arms	IM2044 04	76		4243	4740	5239	5732	6230






COM Yardage
Please refer to page 114.

To Order, Specify...

- 1 Model Number
- 2 Frame Color
- 3 Upholstery Selection
- 4 Bench Options


Dimensions

Overall Height w/o back: 18" w/ back: 32"	Overall Depth w/o back: 20" w/ back: 23½"	Back Width: 22" Seat Height: 18" Seat Width: 42" Seat Depth: 20" Arm Height: 25½"
Overall Width w/o arms: 44" w/ 1 arm: 45¼" w/ 2 arms: 46½"		

				Chrome, Nickel and Transparent Powder Coat				
				2/COM	3	4	5	6
Description	Model#	Product Wt	fabric grade >					
 44" Frame 42" Upholstered Seat	IM2044 01	42		1721	1919	2119	2316	2516
 44" Frame 42" Upholstered Seat 22" Upholstered Backs (2)	IM2044 02	60		3283	3680	4079	4474	4871
 44" Frame 42" Upholstered Seat 22" Upholstered Backs (2) Upholstered Arm: Right	IM2044 03R	68		3968	4416	4868	5309	5758
 44" Frame 42" Upholstered Seat 22" Upholstered Backs (2) Upholstered Arm: Left	IM2044 03L	68		3968	4416	4868	5309	5758
 44" Frame 42" Upholstered Seat 22" Upholstered Backs (2) Upholstered Arms	IM2044 04	76		4653	5155	5653	6147	6645

COM Yardage
 Please refer to page 114.

Finish Options

	Price
Powder Coat - Premium.....	\$ 165

Arm Options

	Code	Price
Fully Upholstered Arm (each)	ZFA	\$ -71

Seat Options

Cleanout Cushion (per seat)	UCC	\$ 23
-----------------------------------	-----	-------

Accessories

	Code	Price
Bolster (Grade 2/COM)	AIB2	\$ 253
Bolster (Grade 3)	AIB3	\$ 302
Bolster (Grade 4)	AIB4	\$ 353
Bolster (Grade 5)	AIB5	\$ 404
Bolster (Grade 6)	AIB6	\$ 453

Custom Charges

	Code	Price
Powder Coat Alternative (per color)	OPA	call

Immix
Bench - 44" Frame
Powder Coat









VERSTEEL

Questions?

800 876 2120

Dimensions

Overall Height w/o back: 18" w/ back: 32"	Overall Depth w/o back: 20" w/ back: 23½"	Back Width: 22" Seat Height: 18" Seat Width: 20" Seat Depth: 20" Arm Height: 25½"
Overall Width w/o arms: 44" w/ 1 arm: 45¼" w/ 2 arms: 46½"		

				Standard Powder Coat				
				2/COM	3	4	5	6
Description	Model#	Product Wt	fabric grade >					
 44" Frame 20" Upholstered Seats (2)	IM2044 D01	40		1721	1919	2119	2317	2517
 44" Frame 20" Upholstered Seats (2) 22" Upholstered Backs (2)	IM2044 D02	58		3283	3680	4079	4475	4875
 44" Frame 20" Upholstered Seats (2) 22" Upholstered Backs (2) Upholstered Arm: Right	IM2044 D03R	66		3874	4323	4772	5217	5665
 44" Frame 20" Upholstered Seats (2) 22" Upholstered Backs (2) Upholstered Arm: Left	IM2044 D03L	66		3874	4323	4772	5217	5665
 44" Frame 20" Upholstered Seats (2) 22" Upholstered Backs (2) Upholstered Arms	IM2044 D04	74		4470	4965	5464	5960	6459
 44" Frame 20" Upholstered Seats (2) 22" Upholstered Backs (2) Upholstered Arms	IM2044 D05	82		5061	5609	6158	6700	7249

COM Yardage
Please refer to page 114.

To Order, Specify...

- 1 Model Number
- 2 Frame Color
- 3 Upholstery Selection
- 4 Bench Options






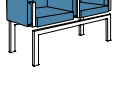


Dimensions

Overall Height w/o back: 18" w/ back: 32"	Overall Depth w/o back: 20" w/ back: 23½"	Back Width: 22" Seat Height: 18" Seat Width: 20" Seat Depth: 20" Arm Height: 25½"
Overall Width w/o arms: 44" w/ 1 arm: 45¼" w/ 2 arms: 46½"		

Chrome, Nickel and Transparent Powder Coat

fabric grade >

Description	Model#	Product Wt	2/COM	3	4	5	6
 44" Frame 20" Upholstered Seats (2)	IM2044 D01	40	1947	2146	2345	2543	2744
 44" Frame 20" Upholstered Seats (2) 22" Upholstered Backs (2)	IM2044 D02	58	3509	3907	4306	4700	5098
 44" Frame 20" Upholstered Seats (2) 22" Upholstered Backs (2) Upholstered Arm: Right	IM2044 D03R	66	4195	4644	5093	5536	5986
 44" Frame 20" Upholstered Seats (2) 22" Upholstered Backs (2) Upholstered Arm: Left	IM2044 D03L	66	4195	4644	5093	5536	5986
 44" Frame 20" Upholstered Seats (2) 22" Upholstered Backs (2) Upholstered Arms	IM2044 D04	74	4883	5381	5882	6377	6874
 44" Frame 20" Upholstered Seats (2) 22" Upholstered Backs (2) Upholstered Arms	IM2044 D05	82	5571	6121	6667	7212	7763

COM Yardage
Please refer to page 114.

Finish Options

Price
Powder Coat - Premium..... \$ 165

Arm Options

Code	Price
Fully Upholstered Arm (each).....ZFA	\$ -71

Seat Options

Code	Price
Cleanout Cushion (per seat).....UCC	\$ 23

Accessories

Code	Price
Bolster (Grade 2/COM).....AIB2	\$ 253
Bolster (Grade 3).....AIB3	\$ 302
Bolster (Grade 4).....AIB4	\$ 353
Bolster (Grade 5).....AIB5	\$ 404
Bolster (Grade 6).....AIB6	\$ 453

Custom Charges

Code	Price
Powder Coat Alternative (per color).....OPA	call

Immix

















44" Frame, Bench + Top
Powder Coat

**VERSTEEL****Questions?**

800 876 2120

Dimensions

Overall Height w/o back: 18"	Back Width: 33"	Top Height: 16½"
w/ back: 32"	Seat Height: 18"	Top Width: 11"
Overall Width: 44"	Seat Width: 31"	Top Depth: 20"
Overall Depth w/o back: 20"	Seat Depth: 20"	Top Thickness: 1¼"
w/ back: 23½"		

					Standard Powder Coat				
					Laminate PVC	Laminate Wood	Laminate 1 ¼" Wood	Veneer Wood	Veneer 1 ¼" Wood
					Flat LP2S 	Flat LW2S 	Square LWS2 	Flat VW2S 	Flat VWS2 
					Fluted LPF2S 	Fluted LWF2S 	Fluted LWF2 	Fluted VWF2S 	Fluted VWF2 
						Rev Bevel Acrylic LMRA2S 	Reverse Bevel LWR2 		Reverse Bevel VWR2 
Description	Model#	Product Wt	Grade						
	44" Frame 31" Upholstered Seat 11" Top	IM2044 11 H	45	Gr 2 / COM	1506	1540	1607	1700	1700
				Gr 3	1658	1692	1754	1853	1853
				Gr 4	1807	1840	1903	2004	2004
				Gr 5	1956	1990	2053	2151	2151
				Gr 6	2104	2139	2203	2302	2302
	44" Frame 31" Upholstered Seat 33" Upholstered Back 11" Top: Right	IM2044 12 HR	59	Gr 2 / COM	2558	2591	2658	2753	2753
				Gr 3	2857	2892	2955	3056	3056
				Gr 4	3156	3190	3255	3353	3353
				Gr 5	3457	3488	3555	3651	3651
				Gr 6	3755	3788	3854	3950	3950
	44" Frame 31" Upholstered Seat 33" Upholstered Back 11" Top: Left	IM2044 12 HL	59	Gr 2 / COM	2558	2591	2658	2753	2753
				Gr 3	2857	2892	2955	3056	3056
				Gr 4	3156	3190	3255	3353	3353
				Gr 5	3457	3488	3555	3651	3651
				Gr 6	3755	3788	3854	3950	3950

COM Yardage

Please refer to page 114.

To Order, Specify...

- ① Model Number
- ② Frame Color
- ③ Upholstery Selection
- ④ Top Material
 - a. Laminate Manufacturer + Color
 - b. Veneer Species + Finish Color
- ⑤ Edge Style
- ⑥ Edge Color or Finish
- ⑦ Additional Options

**Dimensions**

Overall Height w/o back: 18" w/ back: 32"	Overall Depth w/o back: 20" w/ back: 23½"	Back Width: 33" Seat Height: 18" Seat Width: 31" Seat Depth: 20" Top Height: 16½" Top Width: 11" Top Depth: 20" Top Thickness: 1¼"
Overall Width: w/o arms: 44" w/ 1 arm: 45¼" w/ 2 arms: 46½"	Arm Height: 25 ½"	

 top >
 edge >
Standard Powder Coat

Laminate PVC	Laminate Wood	Laminate 1 ¼" Wood	Veneer Wood	Veneer 1 ¼" Wood
Flat LP2S 	Flat LW2S 	Square LW2S 	Flat VP2S 	Flat VW2S
Fluted LPF2S 	Fluted LWF2S 	Fluted LWF2S 	Fluted VPF2S 	Fluted VWF2S
	Rev Bevel Acrylic LMRA2S 	Reverse Bevel LMRA2S 		Reverse Bevel LMRA2S

	Description	Model#	Product Wt	Grade					
	44" Frame 31" Upholstered Seat 33" Upholstered Back 11" Top: Left Upholstered Arm: Right	IM2044 13R HL	67	Gr 2 / COM Gr 3 Gr 4 Gr 5 Gr 6	3153 3503 3851 4199 4552	3187 3536 3885 4233 4581	3248 3598 3948 4296 4665	3348 3698 4045 4397 4745	3348 3698 4045 4397 4745
	44" Frame 31" Upholstered Seat 33" Upholstered Back 11" Top: Right Upholstered Arm: Left	IM2044 13L HR	67	Gr 2 / COM Gr 3 Gr 4 Gr 5 Gr 6	3153 3503 3851 4199 4552	3187 3536 3885 4233 4581	3248 3598 3948 4296 4665	3348 3698 4045 4397 4745	3348 3698 4045 4397 4745
	44" Frame 31" Upholstered Seat 33" Upholstered Back 8" Top: Right Upholstered Arms	IM2044 14 HR	75	Gr 2 / COM Gr 3 Gr 4 Gr 5 Gr 6	3746 4144 4543 4940 5339	3779 4175 4574 4973 5148	3842 4243 4641 5038 5441	3942 4340 4738 5138 5535	3942 4340 4738 5138 5535
	44" Frame 31" Upholstered Seat 33" Upholstered Back 8" Top: Left Upholstered Arms	IM2044 14 HL	75	Gr 2 / COM Gr 3 Gr 4 Gr 5 Gr 6	3746 4144 4543 4940 5339	3779 4175 4574 4973 5148	3842 4243 4641 5038 5441	3942 4340 4738 5138 5535	3942 4340 4738 5138 5535

COM Yardage
 Please refer to page 114.
Finish Options

	Price
Powder Coat - Premium.....	\$ 165

Arm Options

	Code	Price
Fully Upholstered Arm (each)	ZFA	\$ -71

Top Options

Special Laminate.....	TSP	call
Custom Cutout (per cutout)	TCC	\$ 120

Seat Options

Cleanout Cushion (per seat).....	UCC	\$ 23
----------------------------------	-----	-------

Custom Charges

	Code	Price
Powder Coat Alternative (per color)	OPA	call
Custom PVC Color Match	OCF	call
Stain Finish Match (per finish).....	OSM	\$ 996

Immix

44" Frame, Bench + Top
Chrome, Nickel + Transparent

**VERSTEEL****Questions?**

800 876 2120

Dimensions

Overall Height w/o back: 18"	Back Width: 33"	Top Height: 16½"
w/ back: 32"	Seat Height: 18"	Top Width: 11"
Overall Width: 44"	Seat Width: 31"	Top Depth: 20"
Overall Depth w/o back: 20"	Seat Depth: 20"	Top Thickness: 1¼"
w/ back: 23½"		

 top >
edge >
Chrome, Nickel and Transparent Powder Coat

Laminate PVC	Laminate Wood	Laminate 1 ¼" Wood	Veneer Wood	Veneer 1 ¼" Wood
Flat LP2S 	Flat LW2S 	Square LW2S 	Flat VP2S 	Flat VW2S
Fluted LPF2S 	Fluted LWF2S 	Fluted LWF2S 	Fluted VPF2S 	Fluted VWF2S
	Rev Bevel Acrylic LMRA2S 	Reverse Bevel LMRA2S 		Reverse Bevel LMRA2S

Description **Model#** **Product Wt** **Grade**

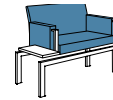
	44" Frame 31" Upholstered Seat 11" Top	IM2044 11 H	45	Gr 2 / COM
				Gr 3
				Gr 4
				Gr 5
				Gr 6
	44" Frame 31" Upholstered Seat 33" Upholstered Back 11" Top: Right	IM2044 12 HR	59	Gr 2 / COM
				Gr 3
				Gr 4
				Gr 5
				Gr 6
	44" Frame 31" Upholstered Seat 33" Upholstered Back 11" Top: Left	IM2044 12 HL	59	Gr 2 / COM
				Gr 3
				Gr 4
				Gr 5
				Gr 6

COM Yardage

Please refer to page 114.

To Order, Specify...

- 1 Model Number
- 2 Frame Color
- 3 Upholstery Selection
- 4 Top Material
 - a. Laminate Manufacturer + Color
 - b. Veneer Species + Finish Color
- 5 Edge Style
- 6 Edge Color or Finish
- 7 Additional Options



Dimensions

Overall Height w/o back: 18" w/ back: 32"	Overall Depth w/o back: 20" w/ back: 23½"	Back Width: 33" Seat Height: 18" Seat Width: 31" Seat Depth: 20" Top Height: 16½" Top Width: 11" Top Depth: 20" Top Thickness: 1¼"
Overall Width: w/o arms: 44" w/ 1 arm: 45¼" w/ 2 arms: 46½"	Arm Height: 25 ½"	

top >
edge >

Chrome, Nickel and Transparent Powder Coat

Laminate PVC	Laminate Wood	Laminate 1 ¼" Wood	Veneer Wood	Veneer 1 ¼" Wood
Flat LP2S 	Flat LW2S 	Square LW2S 	Flat VP2S 	Flat VW2S
Fluted LPF2S 	Fluted LWF2S 	Fluted LWF2S 	Fluted VPF2S 	Fluted VWF2S
	Rev Bevel Acrylic LMRA2S 	Reverse Bevel LMRA2S 		Reverse Bevel LMRA2S

Description	Model#	Product Wt	Grade
 44" Frame 31" Upholstered Seat 33" Upholstered Back 11" Top: Left Upholstered Arm: Right	IM2044 13R HL	67	Gr 2 / COM Gr 3 Gr 4 Gr 5 Gr 6
 44" Frame 31" Upholstered Seat 33" Upholstered Back 11" Top: Right Upholstered Arm: Left	IM2044 13L HR	67	Gr 2 / COM Gr 3 Gr 4 Gr 5 Gr 6
 44" Frame 31" Upholstered Seat 33" Upholstered Back 8" Top: Right Upholstered Arms	IM2044 14 HR	75	Gr 2 / COM Gr 3 Gr 4 Gr 5 Gr 6
 44" Frame 31" Upholstered Seat 33" Upholstered Back 8" Top: Left Upholstered Arms	IM2044 14 HL	75	Gr 2 / COM Gr 3 Gr 4 Gr 5 Gr 6

COM Yardage
Please refer to page 114.

Arm Options

Fully Upholstered Arm (each) **ZFA** \$ -71

Top Options

Special Laminate..... **TSP** call
Custom Cutout (per cutout) **TCC** \$ 120

Seat Options

Cleanout Cushion (per seat)..... **UCC** \$ 23

Custom Charges

Powder Coat Alternative (per color) **OPA** call
Custom PVC Color Match **OCF** call
Stain Finish Match (per finish)..... **OSM** \$ 996

Immix

44" Frame, Bench + Top
Powder Coat














**VERSTEEL****Questions?**

800 876 2120

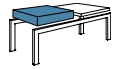
Dimensions

Overall Height w/o back: 18"	Back Width: 22"	Top Height: 16½"
w/ back: 32"	Seat Height: 18"	Top Width: 22"
Overall Width: 44"	Seat Width: 20"	Top Depth: 20"
Overall Depth w/o back: 20"	Seat Depth: 20"	Top Thickness: 1¼"
w/ back: 23½"		

 top >
edge >
Standard Powder Coat

Laminate PVC	Laminate Wood	Laminate 1 ¼" Wood	Veneer Wood	Veneer 1 ¼" Wood
Flat LP2S 	Flat LW2S 	Square LWS2 	Flat VW2S 	Flat VWS2 
Fluted LPF2S 	Fluted LWF2S 	Fluted LWF2 	Fluted VWF2S 	Fluted VWF2 
	Rev Bevel Acrylic LMRA2S 	Reverse Bevel LWR2 		Reverse Bevel VWR2 

Description	Model#	Product Wt	Grade
-------------	--------	------------	-------



44" Frame	IM2044 11 F	47	Gr 2 / COM
20" Upholstered Seat			Gr 3
22" Top			Gr 4
			Gr 5
			Gr 6

1449	1460	1617	1657	1657
1547	1563	1716	1754	1754
1647	1660	1815	1855	1855
1746	1759	1917	1955	1955
1848	1860	2016	2053	2053



44" Frame	IM2044 12 FR	56	Gr 2 / COM
20" Upholstered Seat			Gr 3
22" Upholstered Back			Gr 4
22" Top: Right			Gr 5
			Gr 6

2230	2239	2398	2435	2435
2428	2439	2595	2636	2636
2626	2639	2796	2833	2833
2824	2840	2996	3032	3032
3025	3036	3192	3233	3233



44" Frame	IM2044 12 FL	56	Gr 2 / COM
20" Upholstered Seat			Gr 3
22" Upholstered Back			Gr 4
22" Top: Left			Gr 5
			Gr 6

2230	2239	2398	2435	2435
2428	2439	2595	2636	2636
2626	2639	2796	2833	2833
2824	2840	2996	3032	3032
3025	3036	3192	3233	3233

COM Yardage

Please refer to page 114.








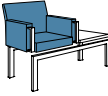
To Order, Specify...

- 1 Model Number
- 2 Frame Color
- 3 Upholstery Selection
- 4 Top Material
 - a. Laminate Manufacturer + Color
 - b. Veneer Species + Finish Color
- 5 Edge Style
- 6 Edge Color or Finish
- 7 Additional Options



Dimensions

Overall Height	Overall Depth	Back Width: 22"
w/o back: 18"	w/o back: 20"	Seat Height: 18"
w/ back: 32"	w/ back: 23½"	Seat Width: 20"
Overall Width:	Arm Height: 25 ½"	Seat Depth: 20"
w/o arms: 44"		Top Height: 16½"
w/ 1 arm: 45¼"		Top Width: 22"
w/ 2 arms: 46½"		Top Depth: 20"
		Top Thickness: 1¼"

	Description	Model#	Product Wt	Grade					
	44" Frame	IM2044 13R FL	64	Gr 2 / COM	2822	2833	2990	3028	3028
	20" Upholstered Seat			Gr 3	3072	3083	3216	3254	3254
	22" Upholstered Back			Gr 4	3319	3335	3488	3527	3527
	22" Top: Left			Gr 5	3567	3580	3740	3777	3777
	Upholstered Arm: Right			Gr 6	3817	3830	3986	4025	4025
	44" Frame	IM2044 13L FR	64	Gr 2 / COM	2822	2833	2990	3028	3028
	20" Upholstered Seat			Gr 3	3072	3083	3216	3254	3254
	22" Upholstered Back			Gr 4	3319	3335	3488	3527	3527
	22" Top: Right			Gr 5	3567	3580	3740	3777	3777
	Upholstered Arm: Left			Gr 6	3817	3830	3986	4025	4025
	44" Frame	IM2044 14 FR	72	Gr 2 / COM	3416	3427	3586	3623	3623
	20" Upholstered Seat			Gr 3	3714	3727	3860	3898	3898
	22" Upholstered Back			Gr 4	4014	4026	4184	4221	4221
	19" Top: Right			Gr 5	4312	4323	4480	4518	4518
	Upholstered Arms			Gr 6	4609	4623	4780	4816	4816
	44" Frame	IM2044 14 FL	72	Gr 2 / COM	3416	3427	3586	3623	3623
	20" Upholstered Seat			Gr 3	3714	3727	3860	3898	3898
	22" Upholstered Back			Gr 4	4014	4026	4184	4221	4221
	19" Top: Left			Gr 5	4312	4323	4480	4518	4518
	Upholstered Arms			Gr 6	4609	4623	4780	4816	4816

COM Yardage

Please refer to page 114.

COM Yardage
Please refer to page 114.

Finish Options	Price
Powder Coat - Premium.....	\$ 165

Arm Options	Code	Price
Fully Upholstered Arm (each)	ZFA	\$ -71

Top Options		
Special Laminate.....	TSP	call
Custom Cutout (per cutout)	TCC	\$ 120

Seat Options	
Cleanout Cushion (per seat).....UCC	\$ 23

Wire Management Options	Code	Price
1 Oval Brush Grommet.....	WOG	\$ 97
1 Round Grommet.....	WRG	\$ 76

Custom Charges

Powder Coat Alternative (per color)	OPA	call
Custom PVC Color Match	OCP	call
Stain Finish Match (per finish)	OSM	\$ 996

Power + Data Options

Please reference the Power + Data Price List

Immix

44" Frame, Bench + Top
Chrome, Nickel + Transparent

**VERSTEEL****Questions?**

800 876 2120

Dimensions

Overall Height w/o back: 18"	Back Width: 22"	Top Height: 16½"
w/ back: 32"	Seat Height: 18"	Top Width: 22"
Overall Width: 44"	Seat Width: 20"	Top Depth: 20"
Overall Depth w/o back: 20"	Seat Depth: 20"	Top Thickness: 1¼"
w/ back: 23½"		

 top >
edge >
Chrome, Nickel and Transparent Powder Coat

Laminate PVC	Laminate Wood	Laminate 1 ¼" Wood	Veneer Wood	Veneer 1 ¼" Wood
Flat LP2S 	Flat LW2S 	Square LW2S 	Flat VP2S 	Flat VW2S
Fluted LPF2S 	Fluted LWF2S 	Fluted LWF2S 	Fluted VPF2S 	Fluted VWF2S
	Rev Bevel Acrylic LMRA2S 	Reverse Bevel LMRA2S 		Reverse Bevel LMRA2S

	Description	Model#	Product Wt	Grade					
	44" Frame 20" Upholstered Seat 22" Top	IM2044 11 F	47	Gr 2 / COM	1673	1688	1843	1882	1882
				Gr 3	1774	1786	1942	1981	1981
				Gr 4	1872	1887	2043	2079	2079
				Gr 5	1971	1985	2143	2181	2181
				Gr 6	2073	2086	2239	2281	2281
	44" Frame 20" Upholstered Seat 22" Upholstered Back 22" Top: Right	IM2044 12 FR	56	Gr 2 / COM	2457	2468	2623	2663	2663
				Gr 3	2652	2667	2823	2859	2859
				Gr 4	2854	2866	3024	3061	3061
				Gr 5	3051	3063	3219	3259	3259
				Gr 6	3248	3264	3421	3458	3458
	44" Frame 20" Upholstered Seat 22" Upholstered Back 22" Top: Left	IM2044 12 FL	56	Gr 2 / COM	2457	2468	2623	2663	2663
				Gr 3	2652	2667	2823	2859	2859
				Gr 4	2854	2866	3024	3061	3061
				Gr 5	3051	3063	3219	3259	3259
				Gr 6	3248	3264	3421	3458	3458

COM Yardage

Please refer to page 114.

To Order, Specify...

- 1 Model Number
- 2 Frame Color
- 3 Upholstery Selection
- 4 Top Material
 - a. Laminate Manufacturer + Color
 - b. Veneer Species + Finish Color
- 5 Edge Style
- 6 Edge Color or Finish
- 7 Additional Options

**Dimensions**

Overall Height w/o back: 18" w/ back: 32"	Overall Depth w/o back: 20" w/ back: 23½"	Back Width: 22" Seat Height: 18" Seat Width: 20" Seat Depth: 20" Top Height: 16½" Top Width: 22" Top Depth: 20" Top Thickness: 1¼"
Overall Width: w/o arms: 44" w/ 1 arm: 45¼" w/ 2 arms: 46½"	Arm Height: 25 ½"	

 top >
 edge >
Chrome, Nickel and Transparent Powder Coat

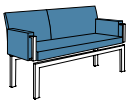
Laminate PVC	Laminate Wood	Laminate 1 ¼" Wood	Veneer Wood	Veneer 1 ¼" Wood
Flat LP2S 	Flat LW2S 	Square LW2S 	Flat VP2S 	Flat VW2S
Fluted LPF2S 	Fluted LWF2S 	Fluted LWF2S 	Fluted VPF2S 	Fluted VWF2S
	Rev Bevel Acrylic LMRA2S 	Reverse Bevel LMRA2S 		Reverse Bevel LMRA2S

Description	Model#	Product Wt	Grade
 44" Frame 20" Upholstered Seat 22" Upholstered Back 22" Top: Left Upholstered Arm: Right	IM2044 13R FL	64	Gr 2 / COM
			Gr 3
			Gr 4
			Gr 5
			Gr 6
 44" Frame 20" Upholstered Seat 22" Upholstered Back 22" Top: Right Upholstered Arm: Left	IM2044 13L FR	64	Gr 2 / COM
			Gr 3
			Gr 4
			Gr 5
			Gr 6
 44" Frame 20" Upholstered Seat 22" Upholstered Back 19" Top: Right Upholstered Arms	IM2044 14 FR	72	Gr 2 / COM
			Gr 3
			Gr 4
			Gr 5
			Gr 6
 20" Upholstered Seat 22" Upholstered Back 19" Top: Left Upholstered Arms	IM2044 14 FL	72	Gr 2 / COM
			Gr 3
			Gr 4
			Gr 5
			Gr 6

COM Yardage
 Please refer to page 114.
Arm Options
 Fully Upholstered Arm (each) **ZFA** \$ -71
Top Options
 Special Laminate..... **TSP** call
 Custom Cutout (per cutout) **TCC** \$ 120
Seat Options
 Cleanout Cushion (per seat)..... **UCC** \$ 23
Wire Management Options
 1 Oval Brush Grommet..... **WOG** \$ 97
 1 Round Grommet..... **WRG** \$ 76
Custom Charges
 Powder Coat Alternative (per color) **OPA** call
 Custom PVC Color Match **OCPC** call
 Stain Finish Match (per finish)..... **OSM** \$ 996
Power + Data Options

Please reference the Power + Data Price List

Immix
Bench - 55" Frame
Powder Coat





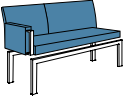


VERSTEEL

Questions?

800 876 2120

Dimensions

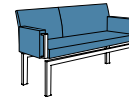
Overall Height w/o back: 18" w/ back: 32"	Overall Depth w/o back: 20" w/ back: 23½"	Back Width: 22" and 33" Seat Height: 18" Seat Width: 53" Seat Depth: 20" Arm Height: 25½"
Overall Width w/o arms: 55" w/ 1 arm: 56¼" w/ 2 arms: 57½"		

				Standard Powder Coat				
				2/COM	3	4	5	6
Description	Model#	Product Wt	fabric grade >					
 55" Frame 53" Upholstered Seat	IM2055 01	51		1772	2019	2268	2518	2768
 55" Frame 53" Upholstered Seat 22" & 33" Upholstered Backs	IM2055 02	74		3602	4103	4600	5096	5595
 55" Frame 53" Upholstered Seat 22" & 33" Upholstered Backs Upholstered Arm: Right	IM2055 03R	82		4197	4746	5294	5840	6385
 55" Frame 53" Upholstered Seat 22" & 33" Upholstered Backs Upholstered Arm: Left	IM2055 03L	82		4197	4746	5294	5840	6385
 55" Frame 53" Upholstered Seat 22" & 33" Upholstered Backs Upholstered Arms	IM2055 04	90		4791	5391	5986	6582	7180


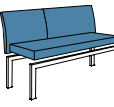

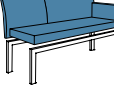

COM Yardage
Please refer to page 114.

To Order, Specify...

- 1 Model Number
- 2 Frame Color
- 3 Upholstery Selection
- 4 Bench Options

**Dimensions**

Overall Height w/o back: 18" w/ back: 32"	Overall Depth w/o back: 20" w/ back: 23½"	Back Width: 22" and 33" Seat Height: 18" Seat Width: 53" Seat Depth: 20" Arm Height: 25½"
Overall Width w/o arms: 55" w/ 1 arm: 56¼" w/ 2 arms: 57½"		

				Chrome, Nickel and Transparent Powder Coat				
				2/COM	3	4	5	6
Description	Model#	Product Wt	fabric grade >					
 55" Frame 53" Upholstered Seat	IM2055 01	51		2083	2336	2583	2831	3080
 55" Frame 53" Upholstered Seat 22" & 33" Upholstered Backs	IM2055 02	74		3915	4414	4912	5410	5907
 55" Frame 53" Upholstered Seat 22" & 33" Upholstered Backs Upholstered Arm: Right	IM2055 03R	82		4605	5153	5700	6246	6795
 55" Frame 53" Upholstered Seat 22" & 33" Upholstered Backs Upholstered Arm: Left	IM2055 03L	82		4605	5153	5700	6246	6795
 55" Frame 53" Upholstered Seat 22" & 33" Upholstered Backs Upholstered Arms	IM2055 04	90		5293	5890	6490	7084	7679

COM Yardage
Please refer to page 114.

Finish Options

	Price
Powder Coat - Premium.....	\$ 165

Arm Options

	Code	Price
Fully Upholstered Arm (each)	ZFA	\$ -71

Seat Options

Cleanout Cushion (per seat)	UCC	\$ 23
-----------------------------------	-----	-------

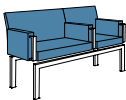
Accessories

	Code	Price
Bolster (Grade 2/COM)	AIB2	\$ 253
Bolster (Grade 3)	AIB3	\$ 302
Bolster (Grade 4)	AIB4	\$ 353
Bolster (Grade 5)	AIB5	\$ 404
Bolster (Grade 6)	AIB6	\$ 453

Custom Charges

	Code	Price
Powder Coat Alternative (per color)	OPA	call

Immix
Bench - 55" Frame
Powder Coat



VERSTEEL

Questions?

800 876 2120

Dimensions

Overall Height w/o back: 18" w/ back: 32"	Overall Depth w/o back: 20" w/ back: 23½"	Back Width: 22" and 33" Seat Height: 18" Seat Width: 20" and 31" Seat Depth: 20" Arm Height: 25½"
Overall Width w/o arms: 55" w/ 1 arm: 56¼" w/ 2 arms: 57½"		

				Standard Powder Coat				
				2/COM	3	4	5	6
Description	Model#	Product Wt	fabric grade >					
 55" Frame 20" & 31" Upholstered Seats	IM2055 D01	49		2007	2254	2503	2750	3001
 55" Frame 20" & 31" Upholstered Seats 22" & 33" Upholstered Backs	IM2055 D02	72		3836	4336	4834	5330	5830
 55" Frame 20" & 31" Upholstered Seats 22" & 33" Upholstered Backs Upholstered Arm: Right	IM2055 D03R	80		4429	4978	5527	6072	6619
 55" Frame 20" & 31" Upholstered Seats 22" & 33" Upholstered Backs Upholstered Arm: Left	IM2055 D03L	80		4429	4978	5527	6072	6619
 55" Frame 20" & 31" Upholstered Seats 22" & 33" Upholstered Backs Upholstered Arms	IM2055 D04	88		5022	5621	6220	6815	7414
 55" Frame 20" & 31" Upholstered Seats 22" & 33" Upholstered Backs Upholstered Arms	IM2055 D05	96		5616	6265	6912	7558	8206

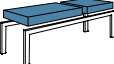
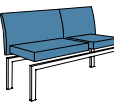
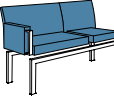

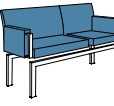

COM Yardage
Please refer to page 114.

To Order, Specify...

- 1 Model Number
- 2 Frame Color
- 3 Upholstery Selection
- 4 Bench Options

**Dimensions**

Overall Height w/o back: 18" w/ back: 32"	Overall Depth w/o back: 20" w/ back: 23½"	Back Width: 22" and 33" Seat Height: 18" Seat Width: 20" and 31" Seat Depth: 20" Arm Height: 25½"
Overall Width w/o arms: 55" w/ 1 arm: 56¼" w/ 2 arms: 57½"		

				Chrome, Nickel and Transparent Powder Coat				
				fabric grade >				
	Description	Model#	Product Wt	2/COM	3	4	5	6
	55" Frame 20" & 31" Upholstered Seats	IM2055 D01	49	2316	2567	2816	3063	3313
	55" Frame 20" & 31" Upholstered Seats 22" & 33" Upholstered Backs	IM2055 D02	72	4147	4647	5144	5642	6141
	55" Frame 20" & 31" Upholstered Seats 22" & 33" Upholstered Backs Upholstered Arm: Right	IM2055 D03R	80	4839	5384	5934	6480	7029
	55" Frame 20" & 31" Upholstered Seats 22" & 33" Upholstered Backs Upholstered Arm: Left	IM2055 D03L	80	4839	5384	5934	6480	7029
	55" Frame 20" & 31" Upholstered Seats 22" & 33" Upholstered Backs Upholstered Arms	IM2055 D04	88	5526	6124	6722	7318	7915
	55" Frame 20" & 31" Upholstered Seats 22" & 33" Upholstered Backs Upholstered Arms	IM2055 D05	96	6214	6859	7509	8155	8801

COM Yardage
Please refer to page 114.

Finish Options

	Price
Powder Coat - Premium.....	\$ 165

Arm Options

	Code	Price
Fully Upholstered Arm (each)	ZFA	\$ -71

Seat Options


Cleanout Cushion (per seat)	UCC	\$ 23
-----------------------------------	-----	-------

Accessories

	Code	Price
Bolster (Grade 2/COM)	AIB2	\$ 253
Bolster (Grade 3)	AIB3	\$ 302
Bolster (Grade 4)	AIB4	\$ 353
Bolster (Grade 5)	AIB5	\$ 404
Bolster (Grade 6)	AIB6	\$ 453

Custom Charges

	Code	Price
Powder Coat Alternative (per color)	OPA	call
















Questions?

800 876 2120

Dimensions

Overall Height	Back Width: 22"	Top Height: 16½"
w/o back: 18"	Seat Height: 18"	Top Width: 11"
w/ back: 32"	Seat Width: 20"	Top Depth: 20"
Overall Width: 55"	Seat Depth: 20"	Thickness: 1 ¼"
Overall Depth		
w/o back: 20"		
w/ back: 23½"		

Standard Powder Coat				
Laminate PVC	Laminate Wood	Laminate 1 1/2" Wood	Veneer Wood	Veneer 1 1/4" Wood
Flat LP2S 	Flat LW2S 	Square LWS2 	Flat VW2S 	Flat VWS2 
Fluted LPF2S 	Fluted LWF2S 	Fluted LWF2 	Fluted VWF2S 	Fluted VWF2 
	Rev Bevel Acrylic LMRA2S 	Reverse Bevel LWR2 		Reverse Bevel VWR2 
2019	2053	2119	2217	2217
2221	2254	2317	2415	2415
2421	2455	2517	2616	2616
2619	2651	2715	2816	2816
2820	2875	2917	3013	3013
3582	3619	3680	3779	3779
3983	4015	4079	4175	4175
4377	4412	4477	4574	4574
4775	4808	4875	4971	4971
5176	5209	5272	5369	5369

COM Yardage

Please refer to page 114.

To Order, Specify...

- 1 Model Number
- 2 Frame Color
- 3 Upholstery Selection
- 4 Top Material
 - a. Laminate Manufacturer + Color
 - b. Veneer Species + Finish Color
- 5 Edge Style
- 6 Edge Color or Finish
- 7 Additional Options

**Dimensions**

Overall Height w/o back: 18" w/ back: 32"	Overall Depth w/o back: 20" w/ back: 23½"	Back Width: 22" Seat Height: 18" Seat Width: 20" Seat Depth: 20" Top Height: 16½" Top Width: 11" Top Depth: 20" Thickness: 1 ¼"
Overall Width: w/o arms: 55" w/ 1 arm: 56¼" w/ 2 arms: 57 ½"	Arm Height: 25 ½"	

 top >
 edge >
Standard Powder Coat

Laminate PVC	Laminate Wood	Laminate 1 ¼" Wood	Veneer Wood	Veneer 1 ¼" Wood
Flat LP2S 	Flat LW2S 	Square LW2S 	Flat VP2S 	Flat VW2S
Fluted LPF2S 	Fluted LWF2S 	Fluted LWF2S 	Fluted VPF2S 	Fluted VWF2S
	Rev Bevel Acrylic LMRA2S 	Reverse Bevel LMRA2S 		Reverse Bevel LMRA2S

	Description	Model#	Product Wt	Grade					
	55" Frame 20" Upholstered Seats (2) 22" Upholstered Backs (2) 11" Top: Center Upholstered Arm: Right	IM2055 I3R HC	79	Gr 2 / COM Gr 3 Gr 4 Gr 5 Gr 6	4174 4624 5072 5519 5966	4207 4653 5108 5554 6001	4275 4724 5171 5616 6066	4371 4820 5270 5716 6162	4371 4820 5270 5716 6162
	55" Frame 20" Upholstered Seats (2) 22" Upholstered Backs (2) 11" Top: Center Upholstered Arm: Left	IM2055 I3L HC	79	Gr 2 / COM Gr 3 Gr 4 Gr 5 Gr 6	4174 4624 5072 5519 5966	4207 4653 5108 5554 6001	4275 4724 5171 5616 6066	4371 4820 5270 5716 6162	4371 4820 5270 5716 6162
	55" Frame 20" Upholstered Seats (2) 22" Upholstered Backs (2) 11" Top: Center Upholstered Arms	IM2055 I4 HC	87	Gr 2 / COM Gr 3 Gr 4 Gr 5 Gr 6	4768 5269 5766 6259 6758	4800 5299 5801 6294 6792	4868 5366 5863 6358 6857	4964 5462 5961 6458 6954	4964 5462 5961 6458 6954
	55" Frame 20" Upholstered Seats (2) 22" Upholstered Backs (2) 8" Top: Center Upholstered Arms	IM2055 I5 HC	101	Gr 2 / COM Gr 3 Gr 4 Gr 5 Gr 6	5957 6554 7152 7745 8343	5989 6586 7184 7779 8377	6051 6649 7248 7843 8441	6150 6748 7348 7943 8542	6150 6748 7348 7943 8542

COM Yardage
 Please refer to page 114.
Finish Options

Powder Coat - Premium..... \$ 165

Price**Arm Options**

Fully Upholstered Arm (each)ZFA \$ -71

Code Price**Top Options**
 Special Laminate.....TSP call
 Custom Cutout (per cutout)TCC \$ 120
Seat Options

Cleanout Cushion (per seat).....UCC \$ 23

Wire Management Options
 1 Oval Brush Grommet.....WOG \$ 97
 1 Round Grommet.....WRG \$ 76
Code Price**Custom Charges**
 Powder Coat Alternative (per color)OPA call
 Custom PVC Color MatchOCP call
 Stain Finish Match (per finish).....OSM \$ 996
Power + Data Options

Please reference the Power + Data Price List

Immix

55" Frame, Bench + Top
Powder Coat














**VERSTEEL****Questions?**

800 876 2120


Dimensions

Overall Height w/o back: 18"	Back Width: 22"	Top Height: 16½"
w/ back: 32"	Seat Height: 18"	Top Width: 11"
Overall Width: 55"	Seat Width: 20"	Top Depth: 20"
Overall Depth w/o back: 20"	Seat Depth: 20"	Thickness: 1 ¼"
w/ back: 23½"		


 top >
edge >
Standard Powder Coat

Laminate PVC	Laminate Wood	Laminate 1 ¼" Wood	Veneer Wood	Veneer 1 ¼" Wood
Flat LP2S 	Flat LW2S 	Square LWS2 	Flat VW2S 	Flat VWS2 
Fluted LPF2S 	Fluted LWF2S 	Fluted LWF2 	Fluted VWVF2S 	Fluted VWVF2 
	Rev Bevel Acrylic LMRA2S 	Reverse Bevel LWR2 		Reverse Bevel VWR2 

Description	Model#	Product Wt	Grade
-------------	--------	------------	-------

	55" Frame	IM2055 11 HC	53	Gr 2 / COM
	20" Upholstered Seats (2)			Gr 3
	11" Top: Center			Gr 4
				Gr 5
				Gr 6

2336	2366	2430	2531	2531
2534	2567	2632	2728	2728
2733	2765	2828	2927	2927
2932	2964	3028	3127	3127
3131	3163	3231	3324	3324

	55" Frame	IM2055 12 HC	71	Gr 2 / COM
	20" Upholstered Seats (2)			Gr 3
	22" Upholstered Backs (2)			Gr 4
	11" Top: Center			Gr 5
				Gr 6

3894	3930	3992	4090	4090
4292	4327	4393	4488	4488
4693	4726	4791	4887	4887
5086	5121	5186	5286	5286
5484	5521	5584	5682	5682

COM Yardage

Please refer to page 114.

To Order, Specify...

- 1 Model Number
- 2 Frame Color
- 3 Upholstery Selection
- 4 Top Material
 - a. Laminate Manufacturer + Color
 - b. Veneer Species + Finish Color
- 5 Edge Style
- 6 Edge Color or Finish
- 7 Additional Options




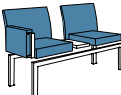


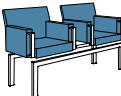


Dimensions

Overall Height
w/o back: 18"
w/ back: 32"
Overall Width:
w/o arms: 55"
w/ 1 arm: 56¼"
w/ 2 arms: 57 ½"

Overall Depth
w/o back: 20"
w/ back: 23½"
Arm Height: 25 ½"

Back Width: 22"
Seat Height: 18"
Seat Width: 20"
Seat Depth: 20"
Top Height: 16½"
Top Width: 11"
Top Depth: 20"
Thickness: 1¼"

	Description	Model#	Product Wt	Grade					
	55" Frame 20" Upholstered Seats (2) 22" Upholstered Backs (2) 11" Top: Center Upholstered Arm: Right	IM2055 13R HC	79	Gr 2 / COM	4584	4616	4679	4780	4780
				Gr 3	5031	5065	5129	5228	5228
				Gr 4	5479	5512	5577	5678	5678
				Gr 5	5923	5959	6021	6123	6123
				Gr 6	6374	6407	6470	6570	6570
	55" Frame 20" Upholstered Seats (2) 22" Upholstered Backs (2) 11" Top: Center Upholstered Arm: Left	IM2055 13L HC	79	Gr 2 / COM	4584	4616	4679	4780	4780
				Gr 3	5031	5065	5129	5228	5228
				Gr 4	5479	5512	5577	5678	5678
				Gr 5	5923	5959	6021	6123	6123
				Gr 6	6374	6407	6470	6570	6570
	55" Frame 20" Upholstered Seats (2) 22" Upholstered Backs (2) 11" Top: Center Upholstered Arms	IM2055 14 HC	87	Gr 2 / COM	5271	5301	5368	5466	5466
				Gr 3	5768	5803	5865	5965	5965
				Gr 4	6268	6301	6365	6462	6462
				Gr 5	6763	6796	6859	6958	6958
				Gr 6	7262	7293	7356	7456	7456
	55" Frame 20" Upholstered Seats (2) 22" Upholstered Backs (2) 8" Top: Center Upholstered Arms	IM2055 15 HC	101	Gr 2 / COM	6645	6681	6744	6843	6843
				Gr 3	7244	7276	7343	7439	7439
				Gr 4	7841	7874	7942	8039	8039
				Gr 5	8436	8469	8539	8630	8630
				Gr 6	9034	9068	9133	9232	9232

COM Yardage

Please refer to page 114.

COM Yardage
Please refer to page 114.

Arm Options

Fully Upholstered Arm (each)	ZFA	\$ -71
------------------------------------	-----	--------

Top Options

Special Laminate.....	TSP	call
Custom Cutout (per cutout)	TCC	\$ 120

Seat Options

Cleanout Cushion (per seat).....	UCC	\$	23
----------------------------------	-----	----	----

Wire Management Options

1 Oval Brush Grommet.....	WOG	\$ 97
1 Round Grommet	WRG	\$ 76

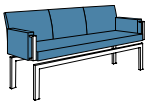
Custom Charges

Powder Coat Alternative (per color)	OPA	call
Custom PVC Color Match	OCP	call
Stain Finish Match (per finish).....	OSM	\$ 996

Power + Data Options

Please reference the Power + Data Price List

Immix
Bench - 66" Frame
Powder Coat



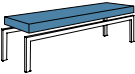




VERSTEEL

Questions?

800 876 2120

Dimensions

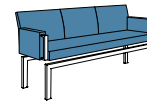
Overall Height w/o back: 18" w/ back: 32"	Overall Depth w/o back: 20" w/ back: 23½"	Back Width: 22" Seat Height: 18" Seat Width: 64" Seat Depth: 20" Arm Height: 25½"
Overall Width w/o arms: 66" w/ 1 arm: 67¼" w/ 2 arms: 68½"		

				Standard Powder Coat				
				2/COM	3	4	5	6
Description	Model#	Product Wt	fabric grade >					
 66" Frame 64" Upholstered Seat	IM2066 01	61		1952	2251	2548	2848	3144
 66" Frame 64" Upholstered Seat 22" Upholstered Backs (3)	IM2066 02	88		4292	4892	5490	6079	6681
 66" Frame 64" Upholstered Seat 22" Upholstered Backs (3) Upholstered Arm: Right	IM2066 03R	96		4886	5534	6182	6825	7471
 66" Frame 64" Upholstered Seat 22" Upholstered Backs (3) Upholstered Arm: Left	IM2066 03L	96		4886	5534	6182	6825	7471
 66" Frame 64" Upholstered Seat 22" Upholstered Backs (3) Upholstered Arms	IM2066 04	104		5479	6177	6876	7568	8264

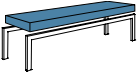




COM Yardage
Please refer to page 114.

To Order, Specify...

- 1 Model Number
- 2 Frame Color
- 3 Upholstery Selection
- 4 Bench Options

**Dimensions**

Overall Height w/o back: 18" w/ back: 32"	Overall Depth w/o back: 20" w/ back: 23½"	Back Width: 22" Seat Height: 18" Seat Width: 64" Seat Depth: 20" Arm Height: 25½"
Overall Width w/o arms: 66" w/ 1 arm: 67¼" w/ 2 arms: 68½"		

				Chrome, Nickel and Transparent Powder Coat				
				fabric grade >				
	Description	Model#	Product Wt	2/COM	3	4	5	6
	66" Frame 64" Upholstered Seat	IM2066 01	61	2520	2821	3119	3417	3715
	66" Frame 64" Upholstered Seat 22" Upholstered Backs (3)	IM2066 02	88	4862	5460	6062	6649	7248
	66" Frame 64" Upholstered Seat 22" Upholstered Backs (3) Upholstered Arm: Right	IM2066 03R	96	5554	6199	6846	7490	8135
	66" Frame 64" Upholstered Seat 22" Upholstered Backs (3) Upholstered Arm: Left	IM2066 03L	96	5554	6199	6846	7490	8135
	66" Frame 64" Upholstered Seat 22" Upholstered Backs (3) Upholstered Arms	IM2066 04	104	6240	6938	7634	8324	9024
COM Yardage Please refer to page 114.								

Finish Options

	Price
Powder Coat - Premium.....	\$ 165

Arm Options

	Code	Price
Fully Upholstered Arm (each)	ZFA	\$ -71

Seat Options

Cleanout Cushion (per seat)	UCC	\$ 23
-----------------------------------	-----	-------

Accessories

	Code	Price
Bolster (Grade 2/COM)	AIB2	\$ 253
Bolster (Grade 3)	AIB3	\$ 302
Bolster (Grade 4)	AIB4	\$ 353
Bolster (Grade 5)	AIB5	\$ 404
Bolster (Grade 6)	AIB6	\$ 453

Custom Charges

	Code	Price
Powder Coat Alternative (per color)	OPA	call

Immix
Bench - 66" Frame
Powder Coat



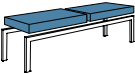




VERSTEEL

Questions?

800 876 2120

Dimensions

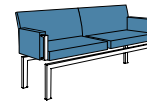
Overall Height w/o back: 18" w/ back: 32"	Overall Depth w/o back: 20" w/ back: 23½"	Back Width: 33" Seat Height: 18" Seat Width: 31" Seat Depth: 20" Arm Height: 25½"
Overall Width w/o arms: 66" w/ 1 arm: 67¼" w/ 2 arms: 68 ½"		

				Standard Powder Coat				
				2/COM	3	4	5	6
Description	Model#	Product Wt	fabric grade >					
 66" Frame 31" Upholstered Seats (2)	IM2066 D01	59		2173	2470	2771	3071	3367
 66" Frame 31" Upholstered Seats (2) 33" Upholstered Backs (2)	IM2066 D02	87		4276	4875	5473	6069	6667
 66" Frame 31" Upholstered Seats (2) 33" Upholstered Backs (2) Upholstered Arm: Right	IM2066 D03R	95		4869	5517	6164	6811	7460
 66" Frame 31" Upholstered Seats (2) 33" Upholstered Backs (2) Upholstered Arm: Left	IM2066 D03L	95		4869	5517	6164	6811	7460
 66" Frame 31" Upholstered Seats (2) 33" Upholstered Backs (2) Upholstered Arms	IM2066 D04	103		5460	6159	6857	7556	8253
 66" Frame 31" Upholstered Seats (2) 33" Upholstered Backs (2) Upholstered Arms	IM2066 D05	111		6054	6802	7548	8297	9047

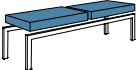

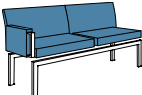



COM Yardage
Please refer to page 114.

To Order, Specify...

- 1 Model Number
- 2 Frame Color
- 3 Upholstery Selection
- 4 Bench Options

**Dimensions**

Overall Height w/o back: 18" w/ back: 32"	Overall Depth w/o back: 20" w/ back: 23½"	Back Width: 33" Seat Height: 18" Seat Width: 31" Seat Depth: 20" Arm Height: 25½"
Overall Width w/o arms: 66" w/ 1 arm: 67¼" w/ 2 arms: 68 ½"		

				Chrome, Nickel and Transparent Powder Coat					
				fabric grade >	2/COM	3	4	5	6
	Description	Model#	Product Wt						
	66" Frame 31" Upholstered Seats (2)	IM2066 D01	59		2742	3039	3342	3637	3938
	66" Frame 31" Upholstered Seats (2) 33" Upholstered Backs (2)	IM2066 D02	87		4844	5445	6041	6640	7237
	66" Frame 31" Upholstered Seats (2) 33" Upholstered Backs (2) Upholstered Arm: Right	IM2066 D03R	95		5532	6181	6828	7477	8124
	66" Frame 31" Upholstered Seats (2) 33" Upholstered Backs (2) Upholstered Arm: Left	IM2066 D03L	95		5532	6181	6828	7477	8124
	66" Frame 31" Upholstered Seats (2) 33" Upholstered Backs (2) Upholstered Arms	IM2066 D04	103		6221	6918	7618	8314	9010
	66" Frame 31" Upholstered Seats (2) 33" Upholstered Backs (2) Upholstered Arms	IM2066 D05	111		6910	7657	8403	9152	9898
COM Yardage Please refer to page 114.									

Finish Options

	Price
Powder Coat - Premium.....	\$ 165

Arm Options

	Code	Price
Fully Upholstered Arm (each)	ZFA	\$ -71

Seat Options

Cleanout Cushion (per seat)	UCC	\$ 23
-----------------------------------	-----	-------

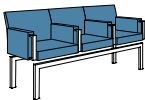
Accessories

	Code	Price
Bolster (Grade 2/COM)	AIB2	\$ 253
Bolster (Grade 3)	AIB3	\$ 302
Bolster (Grade 4)	AIB4	\$ 353
Bolster (Grade 5)	AIB5	\$ 404
Bolster (Grade 6)	AIB6	\$ 453

Custom Charges

	Code	Price
Powder Coat Alternative (per color)	OPA	call

Immix
Bench - 66" Frame
Powder Coat



VERSTEEL

Questions?

800 876 2120

Dimensions

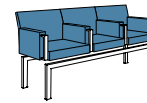
Overall Height w/o back: 18" w/ back: 32"	Overall Depth w/o back: 20" w/ back: 23½"	Back Width: 22" Seat Height: 18" Seat Width: 20" Seat Depth: 20" Arm Height: 25½"
Overall Width w/o arms: 66" w/ 1 arm: 67¼" w/ 2 arms: 68½"		

				Standard Powder Coat				
				2/COM	3	4	5	6
Description	Model#	Product Wt	fabric grade >					
 66" Frame 20" Upholstered Seats (3)	IM2066 T01	57		2401	2699	3000	3297	3597
 66" Frame 20" Upholstered Seats (3) 22" Upholstered Backs (3)	IM2066 T02	87		4745	5341	5942	6532	7130
 66" Frame 20" Upholstered Seats (3) 22" Upholstered Backs (3) Upholstered Arm: Right	IM2066 T03R	95		5337	5985	6634	7274	7922
 66" Frame 20" Upholstered Seats (3) 22" Upholstered Backs (3) Upholstered Arm: Left	IM2066 T03L	95		5337	5985	6634	7274	7922
 66" Frame 20" Upholstered Seats (3) 22" Upholstered Backs (3) Upholstered Arms	IM2066 T04	103		5930	6627	7325	8019	8718
 66" Frame 20" Upholstered Seats (3) 22" Upholstered Backs (3) Upholstered Arms	IM2066 T05	119		7116	7914	8709	9503	10300

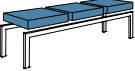



COM Yardage
Please refer to page 114.

To Order, Specify...

- 1 Model Number
- 2 Frame Color
- 3 Upholstery Selection
- 4 Bench Options

**Dimensions**

Overall Height w/o back: 18" w/ back: 32"	Overall Depth w/o back: 20" w/ back: 23½"	Back Width: 22" Seat Height: 18" Seat Width: 20" Seat Depth: 20" Arm Height: 25½"
Overall Width w/o arms: 66" w/ 1 arm: 67¼" w/ 2 arms: 68½"		

				Chrome, Nickel and Transparent Powder Coat				
				2/COM	3	4	5	6
Description	Model#	Product Wt	fabric grade >					
 66" Frame 20" Upholstered Seats (3)	IM2066 T01	57		2972	3268	3568	3869	4167
 66" Frame 20" Upholstered Seats (3) 22" Upholstered Backs (3)	IM2066 T02	87		5313	5911	6510	7104	7701
 66" Frame 20" Upholstered Seats (3) 22" Upholstered Backs (3) Upholstered Arm: Right	IM2066 T03R	95		6002	6648	7297	7942	8589
 66" Frame 20" Upholstered Seats (3) 22" Upholstered Backs (3) Upholstered Arm: Left	IM2066 T03L	95		6002	6648	7297	7942	8589
 66" Frame 20" Upholstered Seats (3) 22" Upholstered Backs (3) Upholstered Arms	IM2066 T04	103		6690	7386	8083	8779	9477
 66" Frame 20" Upholstered Seats (3) 22" Upholstered Backs (3) Upholstered Arms	IM2066 T05	119		8064	8861	9657	10452	11250

COM Yardage
Please refer to page 114.

Finish Options

	Price
Powder Coat - Premium.....	\$ 165

Arm Options

	Code	Price
Fully Upholstered Arm (each)	ZFA	\$ -71

Seat Options

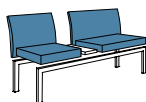
Cleanout Cushion (per seat)	UCC	\$ 23
-----------------------------------	-----	-------

Accessories

	Code	Price
Bolster (Grade 2/COM)	AIB2	\$ 253
Bolster (Grade 3)	AIB3	\$ 302
Bolster (Grade 4)	AIB4	\$ 353
Bolster (Grade 5)	AIB5	\$ 404
Bolster (Grade 6)	AIB6	\$ 453

Custom Charges

	Code	Price
Powder Coat Alternative (per color)	OPA	call




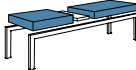
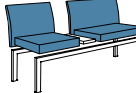


Questions?

800 876 2120

Dimensions

Overall Height	Back Width: 22" and 33"	Top Height: 16½"
w/o back: 18"	Seat Height: 18"	Top Width: 11"
w/ back: 32"	Seat Width: 20" and 31"	Top Depth: 20"
Overall Width: 66"	Seat Depth: 20"	Top Thickness: 1 ¼"
Overall Depth		
w/o back: 20"		
w/ back: 23½"		


	Description	Model#	Product Wt	Grade					
	66" Frame 20" & 31" Upholstered Seat 11" Top: Center	IM2066 11 HC	62	Gr 2 / COM	2188	2224	2286	2382	2382
				Gr 3	2436	2470	2536	2634	2634
				Gr 4	2689	2722	2785	2882	2882
				Gr 5	2936	2971	3034	3132	3132
				Gr 6	3187	3218	3284	3382	3382
	66" Frame 20" & 31" Upholstered Seats 22" & 33" Upholstered Backs 11" Top: Center	IM2066 12 HC	85	Gr 2 / COM	4020	4053	4118	4218	4218
				Gr 3	4519	4555	4617	4715	4715
				Gr 4	5018	5051	5115	5214	5214
				Gr 5	5515	5547	5613	5713	5713
				Gr 6	6014	6047	6110	6210	6210

COM Yardage

Please refer to page 114.

To Order, Specify...

- 1 Model Number
- 2 Frame Color
- 3 Upholstery Selection
- 4 Top Material
 - a. Laminate Manufacturer + Color
 - b. Veneer Species + Finish Color
- 5 Edge Style
- 6 Edge Color or Finish
- 7 Additional Options

**Dimensions**

Overall Height w/o back: 18" w/ back: 32"	Overall Depth w/o back: 20" w/ back: 23½"	Back Width: 22" and 33" Seat Height: 18" Seat Width: 20" and 31" Seat Depth: 20" Top Height: 16½" Top Width: 11" Top Depth: 20" Top Thickness: 1 ¼"
Overall Width: w/o arms: 66" w/ 1 arm: 67¼" w/ 2 arms: 68½"	Arm Height: 25½"	

 top >
 edge >
Standard Powder Coat

Laminate PVC	Laminate Wood	Laminate 1 ¼" Wood	Veneer Wood	Veneer 1 ¼" Wood
Flat LP2S 	Flat LW2S 	Square LW2S 	Flat VP2S 	Flat VW2S
Fluted LPF2S 	Fluted LWF2S 	Fluted LWF2S 	Fluted VPF2S 	Fluted VWF2S
	Rev Bevel Acrylic LMRA2S 	Reverse Bevel LMRA2S 		Reverse Bevel LMRA2S

	Description	Model#	Product Wt	Grade					
	66" Frame 20" & 31" Upholstered Seats 22" & 33" Upholstered Backs 11" Top: Center Upholstered Arm: Right	IM2066 13R HC	93	Gr 2 / COM Gr 3 Gr 4 Gr 5 Gr 6	4614 5163 5713 6257 6807	4647 5194 5743 6291 6840	4712 5261 5809 6353 6903	4809 5358 5907 6455 7002	4809 5358 5907 6455 7002
	66" Frame 20" & 31" Upholstered Seats 22" & 33" Upholstered Backs 11" Top: Center Upholstered Arm: Left	IM2066 13L HC	93	Gr 2 / COM Gr 3 Gr 4 Gr 5 Gr 6	4614 5163 5713 6257 6807	4647 5194 5743 6291 6840	4712 5261 5809 6353 6903	4809 5358 5907 6455 7002	4809 5358 5907 6455 7002
	66" Frame 20" & 31" Upholstered Seats 22" & 33" Upholstered Backs 11" Top: Center Upholstered Arms	IM2066 14 HC	101	Gr 2 / COM Gr 3 Gr 4 Gr 5 Gr 6	5209 5806 6404 7000 7597	5241 5839 6436 7032 7630	5302 5905 6502 7097 7694	5404 6002 6602 7196 7793	5404 6002 6602 7196 7793
	66" Frame 20" & 31" Upholstered Seats 22" & 33" Upholstered Backs 8" Top: Center Upholstered Arms	IM2066 15 HC	117	Gr 2 / COM Gr 3 Gr 4 Gr 5 Gr 6	6394 7090 7788 8485 9184	6427 7126 7824 8517 9215	6492 7188 7888 8585 9281	6588 7288 7985 8678 9378	6588 7288 7985 8678 9378

COM Yardage
 Please refer to page 114.
Finish Options

	Price
Powder Coat - Premium.....	\$ 165

Arm Options

	Code	Price
Fully Upholstered Arm (each)	ZFA	\$ -71

Top Options

Special Laminate.....	TSP	call
Custom Cutout (per cutout)	TCC	\$ 120

Seat Options

Cleanout Cushion (per seat).....	UCC	\$ 23
----------------------------------	-----	-------

Wire Management Options

	Code	Price
1 Oval Brush Grommet.....	WOG	\$ 97
1 Round Grommet	WRG	\$ 76

Custom Charges


Powder Coat Alternative (per color)	OPA	call
Custom PVC Color Match	OCPC	call
Stain Finish Match (per finish).....	OSM	\$ 996

Power + Data Options

Please reference the Power + Data Price List

Immix

66" Frame, Bench + Top
Powder Coat














**VERSTEEL****Questions?**

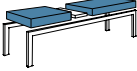

800 876 2120

Dimensions

Overall Height w/o back: 18"	Back Width: 22" and 33"	Top Height: 16½"
w/ back: 32"	Seat Height: 18"	Top Width: 11"
Overall Width: 66"	Seat Width: 20" and 31"	Top Depth: 20"
Overall Depth w/o back: 20"	Seat Depth: 20"	Top Thickness: 1 ¼"
w/ back: 23½"		

 top >
edge >
Standard Powder Coat

Laminate PVC	Laminate Wood	Laminate 1 ¼" Wood	Veneer Wood	Veneer 1 ¼" Wood
Flat LP2S 	Flat LW2S 	Square LWS2 	Flat VW2S 	Flat VWS2 
Fluted LPF2S 	Fluted LWF2S 	Fluted LWF2 	Fluted VWF2S 	Fluted VWF2 
	Rev Bevel Acrylic LMRA2S 	Reverse Bevel LWR2 		Reverse Bevel VWR2 


Description	Model#	Product Wt	Grade					
 66" Frame 20" & 31" Upholstered Seat 11" Top: Center	IM2066 11 HC	62	Gr 2 / COM	2756	2793	2856	2954	2954
			Gr 3	3008	3039	3105	3204	3204
			Gr 4	3258	3289	3354	3453	3453
			Gr 5	3507	3540	3602	3702	3702
			Gr 6	3755	3788	3854	3950	3950
 66" Frame 20" & 31" Upholstered Seats 22" & 33" Upholstered Backs 11" Top: Center	IM2066 12 HC	85	Gr 2 / COM	4591	4624	4688	4788	4788
			Gr 3	5091	5122	5188	5287	5287
			Gr 4	5586	5621	5686	5784	5784
			Gr 5	6084	6119	6182	6281	6281
			Gr 6	6582	6616	6682	6780	6780

COM Yardage

Please refer to page 114.





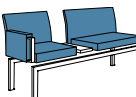


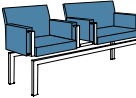
To Order, Specify...

- 1 Model Number
- 2 Frame Color
- 3 Upholstery Selection
- 4 Top Material
 - a. Laminate Manufacturer + Color
 - b. Veneer Species + Finish Color
- 5 Edge Style
- 6 Edge Color or Finish
- 7 Additional Options



Dimensions

Overall Height	Overall Depth	Back Width: 22" and 33"
w/o back: 18"	w/o back: 20"	Seat Height: 18"
w/ back: 32"	w/ back: 23½"	Seat Width: 20" and 31"
Overall Width:	Arm Height: 25½"	Seat Depth: 20"
w/o arms: 66"		Top Height: 16½"
w/ 1 arm: 67¼"		Top Width: 11"
w/ 2 arms: 68½"		Top Depth: 20"
		Top Thickness: 1 ¼"

	Description	Model#	Product Wt	Grade					
	66" Frame 20" & 31" Upholstered Seats 22" & 33" Upholstered Backs 11" Top: Center Upholstered Arm: Right	IM2066 13R HC	93	Gr 2 / COM	5280	5312	5377	5476	5476
				Gr 3	5829	5860	5923	6021	6021
				Gr 4	6377	6409	6472	6571	6571
				Gr 5	6922	6954	7019	7117	7117
				Gr 6	7468	7505	7570	7666	7666
	66" Frame 20" & 31" Upholstered Seats 22" & 33" Upholstered Backs 11" Top: Center Upholstered Arm: Left	IM2066 13L HC	93	Gr 2 / COM	5280	5312	5377	5476	5476
				Gr 3	5829	5860	5923	6021	6021
				Gr 4	6377	6409	6472	6571	6571
				Gr 5	6922	6954	7019	7117	7117
				Gr 6	7468	7505	7570	7666	7666
	66" Frame 20" & 31" Upholstered Seats 22" & 33" Upholstered Backs 11" Top: Center Upholstered Arms	IM2066 14 HC	101	Gr 2 / COM	5966	6564	7164	7766	8358
				Gr 3	6001	6601	7196	7792	8391
				Gr 4	6066	6664	7262	7858	8456
				Gr 5	6162	6760	7356	7954	8552
				Gr 6	6162	6760	7356	7954	8552
	66" Frame 20" & 31" Upholstered Seats 22" & 33" Upholstered Backs 8" Top: Center Upholstered Arms	IM2066 15 HC	117	Gr 2 / COM	7343	7378	7439	7539	7539
				Gr 3	8040	8074	8136	8234	8234
				Gr 4	8738	8771	8834	8934	8934
				Gr 5	9436	9468	9554	9629	9629
				Gr 6	10132	10165	10228	10328	10328
COM Yardage Please refer to page 114.									

COM Yardage
Please refer to page 114.

Finish Options	Price
Powder Coat - Premium.....	\$ 165




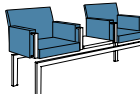
Arm Options	Code	Price
Fully Upholstered Arm (each)	ZFA	\$ -71

Top Options			
Special Laminate.....	TSP	call	
Custom Cutout (per cutout)	TCC	\$	120

Seat Options

Cleanout Cushion (per seat).....UCC	\$ 23
-------------------------------------	-------


Custom Charges	Code	Price
Powder Coat Alternative (per color)	OPA	call
Custom PVC Color Match	OCB	call
Stain Finish Match (per finish).....	OSM	\$ 996

<div>top ></div> <div>edge ></div> <div>Dimensions</div> <div>Overall Height w/o back: 18" w/ back: 32" Overall Width: w/o arms: 66" w/ 1 arm: 67¼" w/ 2 arms: 68½"</div> <div>Overall Depth w/o back: 20" w/ back: 23½" Arm Height: 25½"</div> <div>Back Width: 22" Seat Height: 18" Seat Width: 20" Seat Depth: 20" Top Height: 16½" Top Width: 22" Top Depth: 20" Top Thickness: 1 ¼"</div>					Standard Powder Coat				
					Laminate PVC	Laminate Wood	Laminate 1¼" Wood	Veneer Wood	Veneer 1¼" Wood
					Flat LP2S	Flat LW2S	Square LW2S	Flat VP2S	Flat VW2S
					Fluted LPF2S	Fluted LWF2S	Fluted LWF2S	Fluted VPF2S	Fluted VWF2S
						Rev Bevel Acrylic LMRA2S	Reverse Bevel LMRA2S		Reverse Bevel LMRA2S
	66" Frame 20" Upholstered Seats (2) 22" Upholstered Backs (2) 22" Top: Center Upholstered Arm: Right	IM2066 13R FC	87	Gr 2 / COM Gr 3 Gr 4 Gr 5 Gr 6	4284 4731 5180 5624 6075	4296 4746 5192 5638 6087	4452 4903 5350 5796 6244	4489 4939 5391 5836 6283	4489 4939 5391 5836 6283
	66" Frame 20" Upholstered Seats (2) 22" Upholstered Backs (2) 22" Top: Center Upholstered Arm: Left	IM2066 13L FC	87	Gr 2 / COM Gr 3 Gr 4 Gr 5 Gr 6	4284 4731 5180 5624 6075	4296 4746 5192 5638 6087	4452 4903 5350 5796 6244	4489 4939 5391 5836 6283	4489 4939 5391 5836 6283
	66" Frame 20" Upholstered Seats (2) 22" Upholstered Backs (2) 22" Top: Center Upholstered Arms	IM2066 14 FC	95	Gr 2 / COM Gr 3 Gr 4 Gr 5 Gr 6	4877 5375 5872 6370 6866	4888 5391 5888 6381 6882	5048 5545 6044 6539 7034	5083 5582 6079 6576 7074	5083 5582 6079 6576 7074
	66" Frame 20" Upholstered Seats (2) 22" Upholstered Backs (2) 22" Top: Center Upholstered Arms	IM2066 15FC	110	Gr 2 / COM Gr 3 Gr 4 Gr 5 Gr 6	6065 6663 7260 7856 8450	6076 6672 7272 7866 8465	6231 6831 7429 8023 8622	6271 6867 7466 8062 8662	6271 6867 7466 8062 8662
COM Yardage Please refer to page 114.									

Please reference the Power + Data Price List

Immix

66" Frame, Bench + Top
Chrome, Nickel + Transparent

**VERSTEEL****Questions?**

800 876 2120

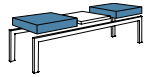
Dimensions

Overall Height w/o back: 18"	Back Width: 22"	Top Height: 16½"
w/ back: 32"	Seat Height: 18"	Top Width: 22"
Overall Width: 66"	Seat Width: 20"	Top Depth: 20"
Overall Depth w/o back: 20"	Seat Depth: 20"	Top Thickness: 1¼"
w/ back: 23½"		

 top >
edge >
Chrome, Nickel + Transparent Powder Coat

Laminate PVC	Laminate Wood	Laminate 1 ¼" Wood	Veneer Wood	Veneer 1 ¼" Wood
Flat LP2S 	Flat LW2S 	Square LW2S 	Flat VP2S 	Flat VW2S
Fluted LPF2S 	Fluted LWF2S 	Fluted LWF2S 	Fluted VPF2S 	Fluted VWF2S
	Rev Bevel Acrylic LMRA2S 	Reverse Bevel LMRA2S 		Reverse Bevel LMRA2S

Description	Model#	Product Wt	Grade
-------------	--------	------------	-------



66" Frame 20" Upholstered Seats (2) 22" Top: Center	IM2066 11 FC	61	Gr 2 / COM	2698	2712	2867	2906	2906
			Gr 3	2900	2911	3066	3105	3105
			Gr 4	3097	3111	3266	3307	3307
			Gr 5	3296	3311	3468	3505	3505
			Gr 6	3500	3510	3666	3704	3704



66" Frame 20" Upholstered Seats (2) 22" Upholstered Backs (2) 22" Top: Center	IM2066 12 FC	79	Gr 2 / COM	4259	4275	4429	4470	4470
			Gr 3	4661	4673	4829	4868	4868
			Gr 4	5058	5070	5228	5265	5265
			Gr 5	5452	5466	5622	5661	5661
			Gr 6	5853	5864	6020	6062	6062

COM Yardage

Please refer to page 114.







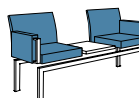
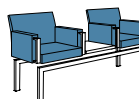
To Order, Specify...

- 1 Model Number
- 2 Frame Color
- 3 Upholstery Selection
- 4 Top Material
 - a. Laminate Manufacturer + Color
 - b. Veneer Species + Finish Color
- 5 Edge Style
- 6 Edge Color or Finish
- 7 Additional Options



Dimensions

Overall Height	Overall Depth	Back Width: 22"
w/o back: 18"	w/o back: 20"	Seat Height: 18"
w/ back: 32"	w/ back: 23½"	Seat Width: 20"
Overall Width:	Arm Height: 25½"	Seat Depth: 20"
w/o arms: 66"		Top Height: 16½"
w/ 1 arm: 67¼"		Top Width: 22"
w/ 2 arms: 68½"		Top Depth: 20"
		Top Thickness: 1½"

	Description	Model#	Product Wt	Grade					
	66" Frame 20" Upholstered Seats (2) 22" Upholstered Backs (2) 22" Top: Center Upholstered Arm: Right	IM2066 13R FC	87	Gr 2 / COM	4949	4962	5118	5155	5155
				Gr 3	5397	5410	5564	5606	5606
				Gr 4	5844	5859	6015	6051	6051
				Gr 5	6291	6303	6460	6498	6498
				Gr 6	6738	6750	6910	6947	6947
	66" Frame 20" Upholstered Seats (2) 22" Upholstered Backs (2) 22" Top: Center Upholstered Arm: Left	IM2066 13L FC	87	Gr 2 / COM	4949	4962	5118	5155	5155
				Gr 3	5397	5410	5564	5606	5606
				Gr 4	5844	5859	6015	6051	6051
				Gr 5	6291	6303	6460	6498	6498
				Gr 6	6738	6750	6910	6947	6947
	66" Frame 20" Upholstered Seats (2) 22" Upholstered Backs (2) 22" Top: Center Upholstered Arms	IM2066 14 FC	95	Gr 2 / COM	5636	5649	5806	5843	5843
				Gr 3	6133	6147	6303	6342	6342
				Gr 4	6634	6645	6802	6842	6842
				Gr 5	7128	7142	7297	7337	7337
				Gr 6	7625	7637	7796	7833	7833
	66" Frame 20" Upholstered Seats (2) 22" Upholstered Backs (2) 22" Top: Center Upholstered Arms	IM2066 15FC	110	Gr 2 / COM	7011	7025	7181	7221	7221
				Gr 3	7611	7623	7779	7818	7818
				Gr 4	8208	8221	8377	8414	8414
				Gr 5	8801	8818	8972	9009	9009
				Gr 6	9401	9414	9568	9608	9608

COM Yardage

Please refer to page 114.

COM Yardage
Please refer to page 114.

Arm Options

Arm Options	Code	Price
Fully Upholstered Arm (each)	ZFA	\$ -71

Top Options

Special Laminate.....	TSP	call
Custom Cutout (per cutout)	TCC	\$ 120

Seat Options

Cleanout Cushion (per seat).....	UCC	\$	23
----------------------------------	-----	----	----

Wire Management Options

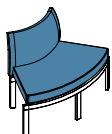
Wire Management Options	Code	Price
1 Oval Brush Grommet.....	WOG	\$ 97
1 Round Grommet.....	WRG	\$ 76

Custom Charges

Powder Coat Alternative (per color)	OPA	call
Custom PVC Color Match	OCP	call
Stain Finish Match (per finish).....	OSM	\$ 996

Power + Data Options

Please reference the Power + Data Price List




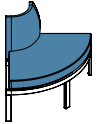


800 876 2120

Dimensions

Overall Height: 32"

Seat Height: 18"

				Standard Powder Coat				
				2/COM	3	4	5	6
				fabric grade >				
	Description	Model#	Product Wt					
	30 Degree Upholstered Seat Upholstered Back	IM2030CT 02 IS	38	2262	2489	2715	2945	3169
	45 Degree Upholstered Seat Upholstered Back	IM2045CT 02 IS	41	2376	2644	2917	3187	3457
	60 Degree Upholstered Seat Upholstered Back	IM2060CT 02 IS	41	2507	2808	3123	3428	3741
	90 Degree Upholstered Seat Upholstered Back	IM2090CT 02 IS	42	2636	2994	3348	3706	4064

COM Yardage


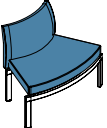
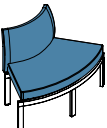
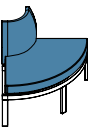
Please refer to page 114.

To Order, Specify...

- 1 Model Number
- 2 Frame Color
- 3 Upholstery Selection
- 4 Bench Options


Dimensions

 Overall Height: 32"
 Seat Height: 18"

				Chrome, Nickel and Transparent Powder Coat				
				fabric grade >				
	Description	Model#	Product Wt	2/COM	3	4	5	6
   	30 Degree Upholstered Seat Upholstered Back	IM2030CT 02 IS	38	2671	2900	3125	3353	3577
	45 Degree Upholstered Seat Upholstered Back	IM2045CT 02 IS	41	2768	3036	3310	3577	3850
	60 Degree Upholstered Seat Upholstered Back	IM2060CT 02 IS	41	2875	3178	3489	3799	4108
	90 Degree Upholstered Seat Upholstered Back	IM2090CT 02 IS	42	2983	3343	3698	4053	4411

COM Yardage
 Please refer to page 114.

Finish Options

	Price
Powder Coat - Premium.....	\$ 165

Arm Options

	Code	Price
Fully Upholstered Arm (each)	ZFA	\$ -71

Seat Options

Cleanout Cushion (per seat)	UCC	\$ 23
-----------------------------------	-----	-------

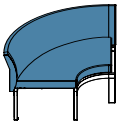
Accessories

	Code	Price
Bolster (Grade 2/COM)	AIB2	\$ 253
Bolster (Grade 3)	AIB3	\$ 302
Bolster (Grade 4)	AIB4	\$ 353
Bolster (Grade 5)	AIB5	\$ 404
Bolster (Grade 6)	AIB6	\$ 453

Custom Charges

	Code	Price
Powder Coat Alternative (per color)	OPA	call

Immix
Bench - Curved, Outside Radius Back
Powder Coat



VERSTEEL

Questions?

800 876 2120

Dimensions

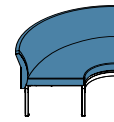
Overall Height: 32"
Seat Height: 18"

				Standard Powder Coat				
				2/COM	3	4	5	6
				fabric grade >				

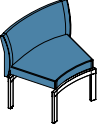
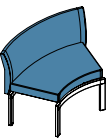
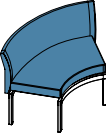
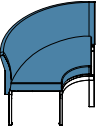
COM Yardage
Please refer to page 114.

To Order, Specify...

- 1 Model Number
- 2 Frame Color
- 3 Upholstery Selection
- 4 Bench Options


Dimensions

 Overall Height: 32"
 Seat Height: 18"

				Chrome, Nickel and Transparent Powder Coat				
				fabric grade >				
	Description	Model#	Product Wt	2/COM	3	4	5	6
   	30 Degree Upholstered Seat Upholstered Back	IM2030CT 02 OS	39	2749	3013	3280	3542	3804
	45 Degree Upholstered Seat Upholstered Back	IM2045CT 02 OS	44	2885	3192	3503	3806	4113
	60 Degree Upholstered Seat Upholstered Back	IM2060CT 02 OS	46	3031	3380	3742	4093	4450
	90 Degree Upholstered Seat Upholstered Back	IM2090CT 02 OS	50	3134	3539	3940	4344	4749

COM Yardage
 Please refer to page 114.

Finish Options

	Price
Powder Coat - Premium.....	\$ 165

Arm Options

	Code	Price
Fully Upholstered Arm (each)	ZFA	\$ -71

Seat Options

Cleanout Cushion (per seat)	UCC	\$ 23
-----------------------------------	-----	-------

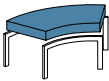
Accessories

	Code	Price
Bolster (Grade 2/COM)	AIB2	\$ 253
Bolster (Grade 3)	AIB3	\$ 302
Bolster (Grade 4)	AIB4	\$ 353
Bolster (Grade 5)	AIB5	\$ 404
Bolster (Grade 6)	AIB6	\$ 453

Custom Charges

	Code	Price
Powder Coat Alternative (per color)	OPA	call

Immix
Bench - Curved, No Back
Powder Coat



VERSTEEL

Questions?

800 876 2120

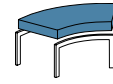
Dimensions

Overall Height: 18"



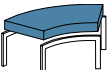

				Standard Powder Coat					
				2/COM	3	4	5	6	
				fabric grade ›					
				Description	Model#	Product Wt			
	30 Degree Upholstered Seat		IM2030CT 01	26	1521	1646	1771	1895	2017
	45 Degree Upholstered Seat		IM2045CT 01	29	1617	1768	1917	2066	2213
	60 Degree Upholstered Seat		IM2060CT 01	30	1719	1882	2056	2225	2394
	90 Degree Upholstered Seat		IM2090CT 01	32	1824	2025	2224	2423	2620

COM Yardage

Please refer to page 114.


Dimensions

Overall Height: 18"

				Chrome, Nickel and Transparent Powder Coat				
				fabric grade >				
	Description	Model#	Product Wt	2/COM	3	4	5	6
	30 Degree Upholstered Seat	IM2030CT 01	26	1726	1850	1974	2098	2224
	45 Degree Upholstered Seat	IM2045CT 01	29	1812	1963	2112	2260	2410
	60 Degree Upholstered Seat	IM2060CT 01	30	1902	2067	2238	2408	2579
	90 Degree Upholstered Seat	IM2090CT 01	32	1997	2199	2397	2594	2795

COM Yardage
 Please refer to page 114.

Finish Options

	Price
Powder Coat - Premium.....	\$ 165

Arm Options

	Code	Price
Fully Upholstered Arm (each)	ZFA	\$ -71

Seat Options

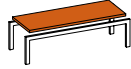
Cleanout Cushion (per seat)	UCC	\$ 23
-----------------------------------	-----	-------

Accessories

	Code	Price
Bolster (Grade 2/COM)	AIB2	\$ 253
Bolster (Grade 3)	AIB3	\$ 302
Bolster (Grade 4)	AIB4	\$ 353
Bolster (Grade 5)	AIB5	\$ 404
Bolster (Grade 6)	AIB6	\$ 453

Custom Charges

	Code	Price
Powder Coat Alternative (per color)	OPA	call



Questions?

800 876 2120

Dimensions

Overall Height: 16½"
 Overall Depth: 20"
 Overall Width: See Description (Frame Size)
 Top Height: 16½"
 Top Depth: 20"
 Top Width: See Description
 Top Thickness: 1¼"

	Description	Model#	Product Wt	top > edge >	Laminate PVC	Laminate Wood	Laminate 1 ¼" Wood	Veneer Wood	Veneer 1 ¼" Wood
					Flat LP2S 	Flat LW2S 	Square LWS2 	Flat VW2S 	Flat VWS2 
					Fluted LPF2S 	Fluted LWF2S 	Fluted LWF2 	Fluted VWVF2S 	Fluted VWVF2 
						Rev Bevel Acrylic LMRA2S 	Reverse Bevel LWR2 		Reverse Bevel VWR2 
	22" Frame Arm Application Top Size: 20" x 18¼"	IMIL 2019REFX	26		765	777	935	974	974
	33" Frame Arm Application Top Size: 20" x 29¼"	IMIL 2030REFX	38		962	980	1215	1271	1271
	44" Frame Arm Application Top Size: 20" x 40¼"	IMIL 2041REFX	50		1176	1202	1514	1590	1590
	55" Frame Arm Application Top Size: 20" x 51¼"	IMIL 2052REFX	61		1439	1469	1862	1959	1959
	66" Frame Arm Application Top Size: 20" x 62¼"	IMIL 2063REFX	73		1583	1621	2092	2207	2207



















To Order, Specify...

- 1 Model Number
- 3 Top Material
 - a. Laminate Manufacturer + Color
 - b. Veneer Species + Finish Color
- 4 Edge Style
- 5 Edge Color or Finish
- 6 Additional Options



Dimensions

Overall Height: 16½"
Overall Depth: 20"
Overall Width: See Description (Frame Size)
Top Height: 16½"
Top Depth: 20"
Top Width: See Description
Top Thickness: 1¼"

<div>top > edge ></div> <div>Dimensions</div> <div>Overall Height: 16½"</div> <div>Overall Depth: 20"</div> <div>Overall Width: See Description (Frame Size)</div> <div>Top Height: 16½"</div> <div>Top Depth: 20"</div> <div>Top Width: See Description</div> <div>Top Thickness: 1¼"</div>				Laminate PVC	Laminate Wood	Laminate 1 ¼" Wood	Veneer Wood	Veneer 1 ¼" Wood
				Flat LP2S 	Flat LW2S 	Square LWS2 	Flat VW2S 	Flat VWS2 
				Fluted LPF2S 	Fluted LWF2S 	Fluted LWF2 	Fluted VWF2S 	Fluted VWF2 
					Rev Bevel Acrylic LMRA2S 	Reverse Bevel LWR2 		Reverse Bevel VWR2 
	22" Frame Arm Application Top Size: 20" x 18¼"	IMIL 2019REFX	26	841	854	1011	1047	1047
	33" Frame Arm Application Top Size: 20" x 29¼"	IMIL 2030REFX	38	1105	1126	1361	1419	1419
	44" Frame Arm Application Top Size: 20" x 40¼"	IMIL 2041REFX	50	1403	1427	1742	1818	1818
	55" Frame Arm Application Top Size: 20" x 51¼"	IMIL 2052REFX	61	1748	1781	2174	2269	2269
	66" Frame Arm Application Top Size: 20" x 62¼"	IMIL 2063REFX	73	2153	2191	2663	2779	2779

Top Options

Code	Price
Special Laminate.....TSP	call
Custom Cutout (per cutout)TCC	\$ 120

Wire Management Options

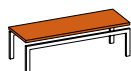
1 Oval Brush Grommet.....WOG	\$ 97
2 Oval Brush Grommets.....WO2	\$ 194
3 Oval Brush Grommets.....WO3	\$ 291
1 Round Grommet.....WRG	\$ 76
2 Round Grommets.....WR2	\$ 152
3 Round Grommets.....WR3	\$ 228

Custom Charges

Code	Price
Custom PVC Color MatchOCP	call
Stain Finish Match (per finish).....OSM	\$ 996

Power + Charging Options

Please reference the Power + Data Price List



800 876 2120

Dimensions

Overall Height: 16½"
Overall Depth: 20"
Overall Width: See Description (Frame Size)
Top Height: 16½"
Top Depth: 20"
Top Width: See Description
Top Thickness: 1¼"

	Description	Model#	Product Wt					
	22" Frame Armless Application Top Size: 20" x 21 ¹⁵ / ₁₆ "	IMIL 2022REFX	28	765	777	935	974	974
	33" Frame Armless Application Top Size: 20" x 32 ¹⁵ / ₁₆ "	IMIL 2033REFX	41	962	980	1215	1271	1271
	44" Frame Armless Application Top Size: 20" x 43 ¹⁵ / ₁₆ "	IMIL 2044REFX	53	1176	1202	1514	1590	1590
	55" Frame Armless Application Top Size: 20" x 54 ¹⁵ / ₁₆ "	IMIL 2055REFX	64	1439	1469	1862	1959	1959
	66" Frame Armless Application Top Size: 20" x 65 ¹⁵ / ₁₆ "	IMIL 2066REFX	75	1583	1621	2092	2207	2207
Tables can be used in a freestanding application.								

Tables can be used in a freestanding application.

To Order, Specify...

- 1 Model Number
- 3 Top Material
 - a. Laminate Manufacturer + Color
 - b. Veneer Species + Finish Color
- 4 Edge Style
- 5 Edge Color or Finish
- 6 Additional Options



Dimensions

Overall Height: 16½"
Overall Depth: 20"
Overall Width: See Description (Frame Size)
Top Height: 16½"
Top Depth: 20"
Top Width: See Description
Top Thickness: 1¼"

top >
edge >

Laminate PVC	Laminate Wood	Laminate 1 ¼" Wood	Veneer Wood	Veneer 1 ¼" Wood
Flat LP2S 	Flat LW2S 	Square LWS2 	Flat VW2S 	Flat VWS2
Fluted LPF2S 	Fluted LWF2S 	Fluted LWF2 	Fluted VWF2S 	Fluted VWF2
	Rev Bevel Acrylic LMRA2S 	Reverse Bevel LWR2 		Reverse Bevel VWR2
841	854	1011	1047	1047
1105	1126	1361	1419	1419
1403	1427	1742	1818	1818
1748	1781	2174	2269	2269
2153	2191	2663	2779	2779

Description **Model#** **Product Wt**



22" Frame
Armless Application
Top Size: 20" x 21¹⁵/₁₆"

IMIL 2022REFX

28



33" Frame
Armless Application
Top Size: 20" x 32¹⁵/₁₆"

IMIL 2033REFX

41



44" Frame
Armless Application
Top Size: 20" x 43¹⁵/₁₆"

IMIL 2044REFX

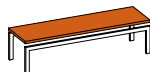
53



55" Frame
Armless Application
Top Size: 20" x 54¹⁵/₁₆"

IMIL 2055REFX

64



66" Frame
Armless Application
Top Size: 20" x 65¹⁵/₁₆"

IMIL 2066REFX

75

Tables can be used in a
freestanding application.

Top Options

	Code	Price
Special Laminate.....	TSP	call
Custom Cutout (per cutout)	TCC	\$ 120

Wire Management Options

1 Oval Brush Grommet.....	WOG	\$ 97
2 Oval Brush Grommets.....	WO2	\$ 194
3 Oval Brush Grommets.....	WO3	\$ 291
1 Round Grommet	WRG	\$ 76
2 Round Grommets.....	WR2	\$ 152
3 Round Grommets.....	WR3	\$ 228

Custom Charges

	Code	Price
Custom PVC Color Match	OCF	call
Stain Finish Match (per finish).....	OSM	\$ 996

Power + Charging Options

Please reference the Power + Data Price List








Questions?

800 876 2120

Dimensions

Overall Height: 16½"
Top Thickness: 1¼"

Questions? 800 876 2120				<div> <div>top ></div> <div>edge ></div> </div>				
<div> <div>Dimensions</div> <div> Overall Height: 16½" Top Thickness: 1¼" </div> </div>				<div> <div>Laminate PVC</div> <div>Laminate Wood</div> <div>Laminate 1¼" Wood</div> <div>Veneer Wood</div> <div>Veneer 1¼" Wood</div> </div>				
				<div> <div>Flat LP2S</div> <div>Flat LW2S</div> <div>Square LWS2</div> <div>Flat VW2S</div> <div>Flat VWS2</div> </div>				
				<div> <div>Fluted LPF2S</div> <div>Fluted LWF2S</div> <div>Fluted LWF2</div> <div>Fluted VWF2S</div> <div>Fluted VWF2</div> </div>				
				<div> <div></div> <div>Rev Bevel Acrylic LMRA2S</div> <div>Reverse Bevel LWR2</div> <div></div> <div>Reverse Bevel VWR2</div> </div>				
<div> <div>Description</div> <div>Model#</div> <div>Product Wt</div> </div>								
<div>      </div>	Corner Arm Application Top Size: 20" x 27½"	IMIL 2028CRFX	46	1132	1149	1363	1417	1417
	30 Degree Arm Application Top Size: 20" x 55" x 30"	IMIL 2030ACTFX	31	1515	1532	1759	1817	1817
	45 Degree Arm Application Top Size: 20" x 48" x 38"	IMIL 2045ACTFX	38	1621	1644	1900	1963	1963
	60 Degree Arm Application Top Size: 20" x 42" x 45"	IMIL 2060ACTFX	40	1770	1791	2091	2165	2165
	90° Degree Arm Application Top Size: 20" x 30" x 48"	IMIL 2090ACTFX	42	1876	1906	1932	2314	2314






To Order, Specify...

- 1 Model Number
- 3 Top Material
 - a. Laminate Manufacturer + Color
 - b. Veneer Species + Finish Color
- 4 Edge Style
- 5 Edge Color or Finish
- 6 Additional Options



Dimensions

Overall Height: 16½"
Top Thickness: 1¼"

<div>top ></div> <div>edge ></div> <div>Dimensions</div> <div>Overall Height: 16½"</div> <div>Top Thickness: 1¼"</div>				Laminate PVC	Laminate Wood	Laminate 1¼" Wood	Veneer Wood	Veneer 1¼" Wood
				Flat LP2S	Flat LW2S	Square LWS2	Flat VW2S	Flat VWS2
				Fluted LPF2S	Fluted LWF2S	Fluted LWF2	Fluted VWF2S	Fluted VWF2
					Rev Bevel Acrylic LMRA2S	Reverse Bevel LWR2		Reverse Bevel VWR2
	Description	Model#	Product Wt					
	Corner Arm Application Top Size: 20" x 27½"	IMIL 2028CRFX	46	1278	1296	1507	1564	1564
	30 Degree Arm Application Top Size: 20" x 55" x 30"	IMIL 2030ACTFX	31	1722	1740	1967	2025	2025
	45 Degree Arm Application Top Size: 20" x 48" x 38"	IMIL 2045ACTFX	38	1817	1840	2095	2157	2157
	60 Degree Arm Application Top Size: 20" x 42" x 45"	IMIL 2060ACTFX	40	1954	1975	2273	2350	2350
	90° Degree Arm Application Top Size: 20" x 30" x 48"	IMIL 2090ACTFX	42	2052	2079	2106	2489	2489

Top Options

Top Options	Code	Price
Special Laminate.....	TSP	call
Custom Cutout (per cutout)	TCC	\$ 120

Wire Management Options

1 Oval Brush Grommet.....	WOG	\$ 97
2 Oval Brush Grommets.....	WO2	\$ 194
3 Oval Brush Grommets.....	WO3	\$ 291
1 Round Grommet.....	WRG	\$ 76
2 Round Grommets.....	WR2	\$ 152
3 Round Grommets.....	WR3	\$ 228

Custom Charges

Custom Charges	Code	Price
Custom PVC Color Match	OCF	call
Stain Finish Match (per finish).....	OSM	\$ 996

Power + Charging Options

Please reference the Power + Data Price List



Questions?

800 876 2120

Dimensions

Overall Height: 16½"
Top Thickness: 1¼"

Questions?

800 876 2120

top >

edge >

Dimensions

Overall Height: 16½"

Top Thickness: 1¼"

</

To Order, Specify...

- 1 Model Number
- 3 Top Material
 - a. Laminate Manufacturer + Color
 - b. Veneer Species + Finish Color
- 4 Edge Style
- 5 Edge Color or Finish
- 6 Additional Options



Dimensions

Overall Height: 16½"
Top Thickness: 1¼"

top >
edge >

Laminate PVC	Laminate Wood	Laminate 1 ¼" Wood	Veneer Wood	Veneer 1 ¼" Wood
Flat LP2S 	Flat LW2S 	Square LWS2 	Flat VW2S 	Flat VWS2
Fluted LPF2S 	Fluted LWF2S 	Fluted LWF2 	Fluted VWF2S 	Fluted VWF2
	Rev Bevel Acrylic LMRA2S 	Reverse Bevel LWR2 		Reverse Bevel VWR2
823	836	979	1014	1014
1278	1296	1507	1564	1564
1722	1740	1967	2025	2025
1817	1840	2095	2157	2157
1954	1975	2273	2350	2350
2052	2079	2106	2489	2489

Description	Model#	Product Wt
 Square Armless Application Top Size: 20" x 20"	IMIL 20SQFX	29
 Corner Armless Application Top Size: 20" x 29½"	IMIL 2030CRFX	49
 30 Degree Armless Application Top Size: 20" x 55" x 33"	IMIL 2030CTFX	34
 45 Degree Armless Application Top Size: 20" x 48" x 42"	IMIL 2045CTFX	41
 60 Degree Armless Application Top Size: 20" x 42" x 48"	IMIL 2060CTFX	43
 90 Degree Armless Application Top Size: 20" x 30" x 52"	IMIL 2090CTFX	45

Top Options

Code	Price
Special Laminate.....TSP	call
Custom Cutout (per cutout)TCC	\$ 120

Wire Management Options

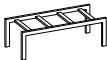
1 Oval Brush Grommet.....WOG	\$ 97
2 Oval Brush Grommets.....WO2	\$ 194
3 Oval Brush Grommets.....WO3	\$ 291
1 Round Grommet.....WRG	\$ 76
2 Round Grommets.....WR2	\$ 152
3 Round Grommets.....WR3	\$ 228

Custom Charges

Code	Price
Custom PVC Color MatchOCP	call
Stain Finish Match (per finish).....OSM	\$ 996



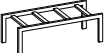
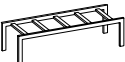
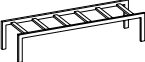
Power + Charging Options

Please reference the Power + Data Price List



Questions?




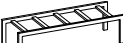

800 876 2120

				frame finish >	Standard Powder Coat	Chrome, Nickel and Transparent Powder Coat
	Description	Model#	Product Wt			
	22" Frame Only Seat Frame: 20" x 22"	IMAC 2022 SF	13		583	657
	33" Frame Only Seat Frame: 20" x 33"	IMAC 2033 SF	18		688	834
	44" Frame Only Seat Frame: 20" x 44"	IMAC 2044 SF	22		809	1037
	55" Frame Only Seat Frame: 20" x 55"	IMAC 2055 SF	26		980	1295
	66" Frame Only Seat Frame: 20" x 66"	IMAC 2066 SF	30		1037	1607

To Order, Specify...

- 1 Model Number
- 2 Cabinet Material
- 3 Edge Style, Thickness & Color
- 4 Door Profile (laminated cabinets only)
- 5 Frame & Shelf Color
- 6 Pull Style (models with doors only)
- 7 Additional Options



				frame finish >	
				Standard Powder Coat	Chrome, Nickel and Transparent Powder Coat
	22" Frame Only Table Frame: 20" x 22"	IMAC 2022 TF	13	583	657
	33" Frame Only Table Frame: 20" x 33"	IMAC 2033 TF	18	688	834
	44" Frame Only Table Frame: 20" x 44"	IMAC 2044 TF	22	809	1037
	55" Frame Only Table Frame: 20" x 55"	IMAC 2055 TF	26	980	1295
	66" Frame Only Table Frame: 20" x 66"	IMAC 2066 TF	30	1037	1607

Finish Options

Powder Coat - Premium..... \$ 165

Price






Custom Charges

Powder Coat Alternative (per color) OPA call

Code Price







Questions?

800 876 2120

				fabric grade >				
				2/COM	3	4	5	6
	Description	Model#	Product Wt					
	Seat Only Upholstered Seat: 20"	IMAC 2020US	8	460	561	659	760	861
	Seat Only Upholstered Seat: 31"	IMAC 2031US	13	576	723	873	1023	1174
	Seat Only Upholstered Seat: 42"	IMAC 2042US	18	690	889	1089	1288	1487
	Seat Only Upholstered Seat: 53"	IMAC 2053US	23	797	1045	1296	1542	1791
	Seat Only Upholstered Seat 64"	IMAC 2064US	28	920	1218	1520	1815	2117
COM Yardage Please refer to page 114.								

To Order, Specify...




















- 1 Model Number
- 2 Frame Color
- 3 Upholstery Selection
- 4 Bench Options

				fabric grade >				
				2/COM	3	4	5	6
	Description	Model#	Product Wt					
	Standard Powder Coat							
	Upholstered Arm	IMAC 2011UA	8	597	648	697	747	798
	Chrome, Nickel + Transparent Powder Coat							
	Upholstered Arm	IMAC 2011UA	8	693	744	794	845	893
	Standard Powder Coat							
	Dual Metal Upholstered Arm	IMAC 2011MA	7	722	770	821	871	920
	Chrome, Nickel + Transparent Powder Coat							
	Dual Metal Upholstered Arm	IMAC 2011MA	7	813	863	915	964	1012
	Fully Upholstered Arm	IMAC 2011FA	5	442	494	538	592	642
	22" Upholstered Back	IMAC 2022UB	9	787	886	985	1084	1183
	33" Upholstered Back	IMAC 2033UB	14	1057	1206	1358	1505	1657
COM Yardage Please refer to page 114.								

Finish Options		Price	Arm Options		Code	Price	Custom Charges		Code	Price
Powder Coat - Premium.....		\$ 165	Fully Upholstered Arm (each)		ZFA	\$ -71	Powder Coat Alternative (per color)		OPA	call
			Seat Options							
			Cleanout Cushion (per seat)		UCC	\$ 23				

Questions?




















800 876 2120

	Description	Model#	Product Wt	top > edge >				
				Laminate PVC	Laminate Wood	Laminate 1 1/4" Wood	Veneer Wood	Veneer 1 1/4" Wood
				Flat LP2S 	Flat LW2S 	Square LWS2 	Flat VW2S 	Flat VWS2 
				Fluted LPF2S 	Fluted LWF2S 	Fluted LWF2 	Fluted VWF2S 	Fluted VWF2 
					Rev Bevel Acrylic LMRA2S 	Reverse Bevel LWR2 		Reverse Bevel VWR2 
	8" Top Arm Application Top Size: 20" x 7 1/4"	IMAC 2008RE	5	136	168	233	330	330
	19" Top Arm Application Top Size: 20" x 18 1/4"	IMAC 2019RE	13	188	201	358	398	398
	30" Top Arm Application Top Size: 20" x 29 1/4"	IMAC 2030RE	20	280	298	533	592	592
	41" Top Arm Application Top Size: 20" x 40 1/4"	IMAC 2041RE	28	370	398	710	789	789
	52" Top Arm Application Top Size: 20" x 51 1/4"	IMAC 2052RE	35	461	496	886	984	984
	63" Top Arm Application Top Size: 20" x 62 1/4"	IMAC 2063RE	43	555	592	1063	1180	1180

To Order, Specify...

- 1 Model Number
- 3 Top Material
 - a. Laminate Manufacturer + Color
 - b. Veneer Species + Finish Color
- 4 Edge Style
- 5 Edge Color or Finish
- 6 Additional Options



	Description	Model#	Product Wt	top > edge >				
				Laminate PVC	Laminate Wood	Laminate 1 1/4" Wood	Veneer Wood	Veneer 1 1/4" Wood
				Flat LP2S 	Flat LW2S 	Square LWS2 	Flat VW2S 	Flat VWS2 
				Fluted LPF2S 	Fluted LWF2S 	Fluted LWF2 	Fluted VWF2S 	Fluted VWF2 
					Rev Bevel Acrylic LMRA2S 	Reverse Bevel LWR2 		Reverse Bevel VWR2 
	11" Top Armless Application Top Size: 20" x 10 ¹⁵ / ₁₆ "	IMAC 201IRE	8	136	168	233	330	330
	22" Top Armless Application Top Size: 20" x 21 ¹⁵ / ₁₆ "	IMAC 2022RE	15	188	201	358	398	398
	33" Top Armless Application Top Size: 32 ¹⁵ / ₁₆ "	IMAC 2033RE	23	280	298	533	592	592
	44" Top Armless Application Top Size: 20" x 43 ¹⁵ / ₁₆ "	IMAC 2044RE	29	370	398	710	789	789
	55" Top Armless Application Top Size: 20" x 54 ¹⁵ / ₁₆ "	IMAC 2055RE	38	461	496	886	984	984
	66" Top Armless Application Top Size: 20" x 65 ¹⁵ / ₁₆ "	IMAC 2066RE	45	555	592	1063	1180	1180

Top Options

Code	Price
Special Laminate.....TSP	call
Custom Cutout (per cutout)TCC	\$ 120

Wire Management Options

1 Oval Brush Grommet.....WOG	\$ 97
2 Oval Brush Grommets.....WO2	\$ 194
3 Oval Brush Grommets.....WO3	\$ 291
1 Round Grommet.....WRG	\$ 76
2 Round Grommets.....WR2	\$ 152
3 Round Grommets.....WR3	\$ 228

Custom Charges

Code	Price
Custom PVC Color MatchOCP	call
Stain Finish Match (per finish).....OSM	\$ 996

Power + Charging Options

Please reference the Power + Data Price List



Questions?

800 876 2120

					top > edge >	Laminate PVC	Laminate Wood	Laminate 1 1/4" Wood	Veneer Wood	Veneer 1 1/4" Wood
						Flat LP2S 	Flat LW2S 	Square LWS2 	Flat VW2S 	Flat VWS2
						Fluted LPF2S 	Fluted LWF2S 	Fluted LWF2 	Fluted VWF2S 	Fluted VWF2
							Rev Bevel Acrylic LMRA2S 	Reverse Bevel LWR2 		Reverse Bevel VWR2
	Description	Model#	Product Wt							
	10" Top Arm to Armless Application Top Size: 20" x 9 3/32"	IMAC 2010RE	7			136	168	233	330	330
	21" Top Arm to Armless Application Top Size: 20" x 20 3/32"	IMAC 2021RE	14			188	201	358	398	398
	32" Top Arm to Armless Application Top Size: 20" x 31 3/32"	IMAC 2032RE	22			280	298	533	592	592
	43" Top Arm to Armless Application Top Size: 20" x 42 3/32"	IMAC 2043RE	28			370	398	710	789	789
	54" Top Arm to Armless Application Top Size: 20" x 53 3/32"	IMAC 2054RE	37			461	496	886	984	984
	65" Top Arm to Armless Application Top Size: 20" x 64 3/32"	IMAC 2055RE	44			555	592	1063	1180	1180

To Order, Specify...

- 1 Model Number
- 3 Top Material
 - a. Laminate Manufacturer + Color
 - b. Veneer Species + Finish Color
- 4 Edge Style
- 5 Edge Color or Finish
- 6 Additional Options



Top Options

	Code	Price
Special Laminate.....	TSP	call
Custom Cutout (per cutout)	TCC	\$ 120

Wire Management Options

1 Oval Brush Grommet.....	WOG	\$ 97
2 Oval Brush Grommets.....	WO2	\$ 194
3 Oval Brush Grommets.....	WO3	\$ 291
1 Round Grommet	WRG	\$ 76
2 Round Grommets.....	WR2	\$ 152
3 Round Grommets.....	WR3	\$ 228

Custom Charges

	Code	Price
Custom PVC Color Match	OCF	call
Stain Finish Match (per finish).....	OSM	\$ 996

Power + Charging Options

Please reference the Power + Data Price List



Specifications

Kompis 4-leg guest chairs, tablet arm chairs, bariatric and stools have a square back. Chairs and stools can be specified with or without arms. Multiple material options are available on the seats, backs and armcaps ranging from upholstery to wood and urethane.

Features

Finished wood back, seat and armcaps are made from rotary cut molded 7-ply maple. Chairs and stools have a stainless steel pivot glide and the bariatric chairs have a clear polycarbonate glide. Kick-back leg design creates a wall saver on all models. Chairs can be stacked on the floor or on the Kompis Chair Trolley. Stools can be stacked on the floor. See below for stacking information.

Stacking Information

Floor

Arm and armless with glides.	8
Arm and armless with single wheel casters.	5
Arm and armless with dual wheel casters.	4
With tablet arm	4
All stools	6

Trolley

Arm and armless with glides.	10
Arm and armless with single wheel casters.	5
Arm and armless with dual wheel casters.	4

Quickship Program

Available for select products in the Kompis series, see pricing pages.

The Versteel Quickship Program consists of up to 50 tables, 25 tables with modesty panels or 100 chairs in 10 working days from time of order (received by 12pm EST). Orders must be accompanied by final material and finish specifications for order entry. They must be clearly marked "Quickship" and consist of products from the program. Quickship orders cannot be changed or cancelled, and credit approval must be acquired within 24 hours.

For additional information see Versteel.com.

Shipping Schedule

All Seating	4-5 WEEKS
Quickship Products	10 WORKING DAYS

Contact Versteel Customer Service for special lead time requests.

NOTE CHAIR ORDERS WITH COM UPHOLSTERY WILL BE SCHEDULED UPON RECEIPT OF COM UPHOLSTERY YARDAGE

BIFMA

All Versteel products are constructed to pass the relevant ANSI/BIFMA standards. For more detailed specifications by series and base style, contact Versteel Customer Service at 800.876.2120.

Additional information regarding warranty, terms and conditions, shipping, care and maintenance, etc. can be found in the All Seating price list.

Standard Versteel Upholstery

Standard Versteel Upholstery offers a range of materials, from fabrics in a variety of colors and textures to vinyls for soil resistance. Please refer to Versteel's fabric cards or the "Materials + Finishes" section of our website for information.

Grade-In Upholstery

Versteel has coordinated with upholstery manufacturers to simplify your order process. Many of the manufacturers' offerings have been pre-approved for application on Versteel Seating.

Contact Versteel Customer Service with your selected fabric choice to be graded in. You will be supplied with the appropriate grade-in designator. On your purchase order, complete the information with the pattern name, color description and grade-in designator, and Versteel will take it from there.

Customer's Own Material

Customer's Own Materials (COM's) are not an issue on Kompis. Many COM's are pre-approved for application on Versteel Seating. Call Versteel Customer Service with your COM selection to determine if it has been pre-approved. If your selection has not been pre-approved, reference the "Receiving COM Approval" section below.

Receiving COM Approval

Not all materials are suitable for upholstery on Kompis. A 12" x 12" memo sample must be supplied for approval before a COM material is accepted for an order. If the material is directional in pattern or weave, the pattern repeat (in inches) in both directions or the weave direction must be supplied.

Excess COM

Versteel will not store excess COM for more than 30 days after the order has been completed. If excess material is to be returned after order completion, send the request to Versteel Customer Service prior to acknowledged ship date. It is the customer's responsibility to arrange for the return of the material "freight collect."

COM Requiring Application Test

If an application test is required for your selected COM, send test sample material along with the following.

1. Name and return address
2. Model selected
3. Sketch showing special requirements for the positioning of the materials' pattern on the seat and ledge, if special considerations are required.

NOTE ALL UPHOLSTERIES ARE CUT UP THE ROLL TO MAXIMIZE YIELD AND WEAR PERFORMANCE

Ship COM to:

Versteel
2332 Cathy Lane
Jasper, IN 47546

COM must be shipped to the factory with transportation costs "prepaid." If material is considered defective or unusable, it will be returned "transportation collect."

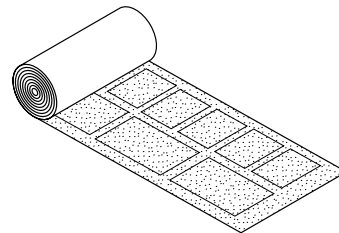
For standard lead time orders, tag fabric with purchase order number and identify with project number if possible.

Application of Directional Fabrics

Due to the upholstering process, some fabrics not considered directional by the supplier may be considered directional by Versteel.

All COM's are cut "up the roll" unless otherwise directed by the customer (see illustration below).

EXAMPLE PATTERN CUT UP THE ROLL



If special cutting or upholstery application is required, you must indicate requirement at time of order entry.

Kompis COM Yardage Requirements

COM yardage requirements are calculated for chairs and stools based on a material width of 54" and a repeat of 2" or less. For material less than 54" wide, contact Versteel for yardage requirements. Use the chart below as a guide to calculate your COM yardage. For quantities greater than 20 chairs or stools, contact Versteel Customer Service for calculation of COM yardage by model.

Quantity of Chairs	1	2	3	4	5	6	7	8	9	10	11	12	13	14	15	16	17	18	19	20
Kompis Chairs and Stools With or Without Arms (yardage includes upholstered armcaps if specified)																				
Upholstered Seat & Back	1.5	2.5	3.5	4.5	5.0	6.0	6.5	7.5	9.0	9.5	11.0	11.0	13.0	13.0	15.5	14.5	16.0	17.5	17.5	19.0
Upholstered Seat Armless	1.0	1.5	1.5	2.5	2.5	3.0	3.0	4.0	4.5	4.5	5.0	5.0	6.0	6.0	6.5	6.5	7.5	8.0	8.0	8.5
Upholstered Seat with Arms	1.0	1.5	1.5	2.5	2.5	3.0	3.0	4.0	4.5	4.5	5.0	5.0	6.0	6.0	6.5	6.5	7.5	8.0	8.0	8.5
Upholstered Back Only	1.0	2.0	2.0	2.5	3.5	4.0	4.5	5.0	5.5	6.0	6.5	7.0	7.5	8.0	8.5	9.0	9.5	10.0	10.5	11.5
Kompis X (Bariatric) Chairs (yardage includes upholstered armcaps)																				
Uph Seat, Back & Armcaps	2.5	5.0	7.0	9.0	11.0	13.5	15.5	17.0	19.0	21.5	23.0	24.5	26.5	28.5	30.5	32.5	34.5	36.0	38.0	40.0

Patterned COM Additional Yardage Guide

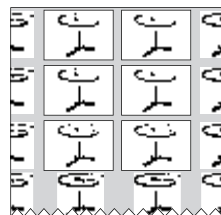
Use the guide below to aid in ordering the appropriate COM fabric when needing to match a pattern with a repeat. To use this guide, add the vertical and horizontal repeats together (e.g. a 5" vertical repeat plus an 11" horizontal repeat gives a 16" total). Then find the appropriate entry on the chart, and increase the yardage estimate by the percentage indicated.

For example: The yardage estimate is 8 yards of 54" wide fabric and the pattern has a repeat of 11" horizontal and 5" vertical. Add up the repeats (11" + 5" = 16") and find the appropriate entry - 15% in this example. Fifteen percent more fabric is required to match the pattern. 8 yards plus an extra 15% is 9.2 yards.

Fabric Width	Plain Fabric	3" - 14" Repeat	15" - 19" Repeat	20" - 27" Repeat	28" - 36" Repeat	37" - 45" Repeat	46" - 54" Repeat
54"	0%	10%	15%	20%	25%	30%	35%
50" - 52"	10%	20%	25%	30%	35%	40%	45%

Decorative Patterns

Yardage requirements are greatly affected by the size of the repeat and the print or pattern of the material. Versteel cuts all seating patterns with aesthetic concerns in mind for high quality and consistency. Refer to the COM listing for the yardage required for pattern repeat.



To Order, Specify...

- 1 Model Number
- 2 Frame Color
- 3 Wood Finish
- 4 Upholstery Selection
- 5 Frame Options

model number	finish selections			frame options
KPSQ-04	PPEA	WCHE	FCA Almond	----
model number	frame color	wood finish	upholstery selection	chair frame options

A KPSQ-04 is a Kompis series, square back armless 4-leg chair with an upholstered seat and wood back.

The codes PPEA / WCHE / FCA Almond specify a Pearl frame with a Chestnut wood finish and Grade 3 Caspian Almond upholstery.

Model Number KPSQ-04



Orders may be sent via

Mailing Address

Versteel
2332 Cathy Lane
Jasper, IN 47546

Contact Versteel

Email	contact@versteel.com
Phone	800 876 2120
	812 634 2120

Studio Steel®

Versteel's "urban fabrication" process leaves the telltale signs of welding and assembly on the surface, highlighting a manufacturing aesthetic. Choosing a clear or transparent powder coat is recommended, allowing tonal striations (created as a result of extreme heat), natural textures, and the inherent qualities of raw steel to show through.

Studio Steel Process \$165 per chair

Powder Coat Finishes

All powder coat finishes in the Versteel offering have been formulated with the use of epoxy, polyester or epoxy and polyester blends to maximize the finish durability.

Powder Coat - Standard n/c

Powder Coat - Premium. \$165 per chair

Kompis Powder Coat Colors

Alloy.	PALY	Mint	PMNT
Amethyst	PAME	Navy	PNAV
Anthracite	PANT	Nimbus.	PNIM
Black Anodized.	PBLA	Nutmeg	PNUT
Bronze	PBRO	◆ Pacific	PPAC
Calypso	PCAL	Pearl	PPEA
Carbon.	PCAR	Pebble	PPEB
Champagne	PCHA	◆ Platinum	PPLA
Coconut	PCOC	Poppy.	PPOP
◆ Copper.	PCOP	◆ Raven.	PRAV
Crimson	PCRI	Royal	PROY
◆ Crystal	PCRY	Seaside	PSEA
Daffodil.	PDAF	Shipyard	PSHI
Ebony.	PEBO	Silver	PSIL
Forest.	PFOR	Snow	PSNO
Fossil	PFOS	Stone	PSTO
◆ Garnet	PGAR	Storm.	PSTM
◆ Gold.	PGOL	Terra Cotta	PTEC
Graphite	PGRA	Whisper	PWHI
◆ Hope	PHOP	White Linen	PWHL
Kelly Green	PKEG	Powder Coat Alternative .	OPA
◆ Matte	PMAT		
Mica.	PMIC		

Transparent Powder Coats (indicated by ◆)

Please note that the transparent characteristics of these powders allow all natural welds and textures inherent to raw steel to be visible.

Premium Powder Coats (indicated by ●)

Versteel's premium process uses specially formulated powder coats for a truly unique color palette.

Plated

Versteel offers two plated options: Chrome and Nickel. Chrome is our most durable finish available and is a deep luster chrome plated finish. Nickel is a plated finish with a clear coat applied for durability. An upcharge applies for plated finishes. See product pricing pages for upcharge.

Chrome ECHR

Nickel ENKL

Wood Finish

Versteel uses a post-catalyst varnish NDF topcoat that meets AWI (Architectural Woodwork Institute) TR6 performance standards.

Kompis Wood Finishes

All Kompis wood finishes on Maple.

Beach.	WBEA	Forest.	WFOR
Blossom Cherry	WBLC	Golden Cherry	WGNC
Brighton Walnut	WBRW	Java Cherry.	WJAC
Caramel Maple	WCMM	Millwork Cherry.	WMWC
Chestnut.	WCHE	Pebble	WPEB
Cordovan Cherry	WCNC	Seaside	WSEA
Drift	WDRI	Solar Maple.	WSLM
Espresso Walnut.	WESW	Sugar Maple	WSUM
Fawn	WFAW	Terra Cotta	WTEC
Fog	WFOG	Whisper	WWHI

Standard Kompis Urethane Armcap Color

Ebony. UEBO

Armcaps are molded with soft polyurethane. The materials provide a comfortable, supportive seating surface through the movement of the chair.

Finish Reference & Samples

For finish color reference, please refer to our website. Contact Versteel Customer Service to receive actual color samples for color matches and final color approval.

Powder Coat Alternative**Call for quotation**

Specify code **OPA** (*Powder Coat Alternative*), add cost from Versteel quotation

Powder Coat Alternative is available from Versteel. The entire RAL color reference along with hundreds of other color and finishes are available.

For Powder Coat Alternative matching, you must supply a color reference sample, or an RAL number. Versteel will review the sample for possible existing colors available and send a sample for customer approval. If no color match exists a custom match can be developed. Call Versteel Customer Service for associated upcharges on custom color development.

NOTE CUSTOM COLOR MATCHING APPROVALS MAY AFFECT STANDARD PRODUCTION SCHEDULES

Stain Finish Match**\$996 / one time charge per finish, per order**

Specify code **OSM** (*Stain Finish Match*), add \$996.00 list per finish, per order

Alternative Stain Finishes are available. For Stain Finish Matching you must supply two 4" x 4" finish color and grain reference samples. An expertly finish matched sample will be provided for customer approval.

NOTE CUSTOM COLOR MATCHING APPROVALS MAY AFFECT STANDARD PRODUCTION SCHEDULES

Custom Engraving or Cutout**Call for Quotation**

Specify code **KLC** (*Laser Cutout*), add cost from Versteel quotation

Personalize seating with your custom art via etching, engraving or laser cutting.

Hard Surface Glides - Nylon (set of 4)

\$23 / chair or stool

Specify code **GLD32** (Hard Surface Glides - Nylon), add \$23 list per chair or stool.

Glide surface is nylon and designed for use on hard surface flooring. See individual product pages for availability and ordering code.



Hard Surface Glides - Felt (set of 4)

\$23 / chair or stool

Specify code **GLD33** (Hard Surface Glides - Felt), add \$23 list per chair or stool.

Glide surface is felt and designed for use on hard surface flooring. See individual product pages for availability and ordering code.



Felt Hard Surface Replacement Caps (set of 4)

\$23 / chair or stool

Specify code **ABGFRC** (Felt Hard Surface Replacement Caps), add \$23 list per chair or stool

Felt replacement caps for felt hard surface glides.

Accessory Glide Replacement Tool

\$26 / tool

Specify code **AGRT** (Accessory Glide Replacement Tool), add \$26 list per tool

Use to remove worn felt hard surface glide caps.

Casters - Non-Locking Single Wheel (set of 4)

\$191 / chair

Specify code **CAS33** (Casters - Non-Locking Single Wheel), add \$191 list per chair

Non-locking single wheel, unique profile 2" diameter caster threaded into the receiver leg base. Please refer to the individual pricing pages for availability. Must be specified at the time of order. Caster option does not change the chair seat height.



Casters - Non-Locking Dual Wheel Black Nylon Hard Wheel (Set of 4)

\$171 / chair

Specify code **CAS54** (Casters - Dual Wheel Black Nylon Hard Wheel), add \$171 list per 4-leg chair.

Black non-locking dual wheel, 2" diameter hard wheel casters may be specified on the 4-leg guest chair. Please refer to the individual pricing pages for availability. Caster option must be specified at the time of the order and does not change the chair seat height.

Casters - Non-Locking Dual Wheel Black Nylon Soft Wheel (Set of 4)

\$171 / chair

Specify code **CAS58** (Casters - Dual Wheel Black Nylon soft Wheel), add \$171 list per 4-leg chair.

Black non-locking dual wheel, 2" diameter soft wheel casters may be specified on the 4-leg guest chair. Please refer to the individual pricing pages for availability. Caster option must be specified at the time of the order and does not change the chair seat height.

Chair Link - Kompis

\$35 / chair

Specify code **ACLCO** (Chair Link - Kompis), add \$35 list per chair

Link will ship installed on chair when specified on order. Can be field installed without the use of tools. Link stores under chair seat.



Book Basket - Kompis

\$148 / basket

Specify code **BCL** (Book Basket - Kompis) add \$148 list per chair

The Kompis book basket is made of formed resistance welded wire. Finish is Chrome unless otherwise specified. Basket may be field installed. Inside dimensions are 11½" w x 13½" d x 6" h.



Chair Trolley - Kompis

\$717 / each

Specify code **ACTCO** (Chair Trolley - Kompis), add \$717 list each



Kompis upholstered or wood chairs with glides stack 10 high. Chairs with single wheel casters stack 5 high while chairs with dual wheel casters stack 4 high. Trolley with a stack of 10 chairs measures approximately 24"w x 36"d x 61"h.

STACKING INFORMATION - KOMPIS ALL KOMPIS ARM AND ARMLESS CHAIRS WITH GLIDES STACK 10 HIGH ON THE TROLLEY AND 8 HIGH ON THE FLOOR. CHAIRS WITH SINGLE WHEEL CASTERS STACK 5 HIGH ON THE TROLLEY AND 5 HIGH ON THE FLOOR. CHAIRS WITH DUAL WHEEL CASTERS STACK 4 HIGH ON THE TROLLEY AND 4 HIGH ON THE FLOOR. CHAIRS WITH TABLET ARM STACK 4 HIGH ON THE FLOOR. ALL KOMPIS STOOLS STACK 6 HIGH ON THE FLOOR.

NOTE NOT AVAILABLE FOR KOMPIS X CHAIRS



Kompis
Square Back Chair
Armless



VERSTEEL

Questions?
800 876 2120

Quickship Program Product

						material / fabric grade >	2/COM	3	4	5	6	Wood
Description		Model#	Product Wt	Dimensions								
	4-Leg Base Seat: Upholstered Back: Upholstered	KPSQ-01	19	Overall Height: 31½"	Overall Width: 21¾"	Overall Depth: 21¾"	737	831	921	1016	1108	
	4-Leg Base Seat: Upholstered Back: Wood	KPSQ-04	19	Overall Height: 31½"	Overall Width: 21¾"	Overall Depth: 21¾"	850	926	1000	1075	1152	
	4-Leg Base Seat: Wood Back: Wood	KPSQ-07	19	Overall Height: 31½"	Overall Width: 21¾"	Overall Depth: 21¾"						982

Stacking
Refer to page 194.

COM Yardage
Refer to page 197.

- To Order, Specify...
- 1 Model Number
 - 2 Frame Color
 - 3 Wood Finish
 - 4 Upholstery Selection
 - 5 Frame Options



Finish Options	Price
Chrome	\$ 165
Nickel.....	\$ 223
Powder Coat - Standard	n/c
Powder Coat - Premium.....	\$ 165

Frame Options	Code	Price
Hard Surface Glides - Nylon (set of 4).....	GLD32	\$ 23
Hard Surface Glides - Felt (set of 4)	GLD33	\$ 23
Casters - Single Wheel Soft Wheel (set of 4).....	CAS33	\$ 191
Casters - Dual Wheel Black Nylon		
Hard Wheel (set of 4).....	CAS54	\$ 171
Casters - Dual Wheel Black Nylon		
Soft Wheel (set of 4).....	CAS56	\$ 171

Accessories	Code	Price
Chair Trolley - Kompis.....	ACTCO	\$ 717
Chair Link - Kompis.....	ACLCO	\$ 35

Custom Charges		
Powder Coat Alternative (per color)	OPA	call
Stain Finish Match (per finish).....	OSM	\$ 996

Kompis

Square Back Chair

Arms



VERSTEEL

Questions?

800 876 2120

Quickship Program Product

material / fabric grade >

Description		Model#	Product Wt	Dimensions		2/COM	3	4	5	6	Wood
	4-Leg Base Seat: Upholstered Back: Upholstered Armcaps: None	KPASQ-01	20	Overall Height: 32" Overall Width: 21 1/4" Overall Depth: 21 1/4"	Seat Height: 18" Seat Width: 17" Seat Depth: 18" Between Arms: 19 1/2" Arm Height: 25"	808	902	994	1088	1181	
	4-Leg Base Seat: Upholstered Back: Upholstered Armcaps: Upholstered	KPASQ-02	20	Overall Height: 32" Overall Width: 23" Overall Depth: 21 1/4"	Seat Height: 18" Seat Width: 17" Seat Depth: 18" Between Arms: 19 1/2" Arm Height: 26"	921	1036	1149	1262	1374	
	4-Leg Base Seat: Upholstered Back: Upholstered Armcaps: Wood	KPASQ-03	20	Overall Height: 32" Overall Width: 23" Overall Depth: 21 1/4"	Seat Height: 18" Seat Width: 17" Seat Depth: 18" Between Arms: 19 1/2" Arm Height: 26"	1035	1125	1218	1312	1408	
	4-Leg Base Seat: Upholstered Back: Wood Armcaps: None	KPASQ-04	20	Overall Height: 32" Overall Width: 21 1/4" Overall Depth: 21 1/4"	Seat Height: 18" Seat Width: 17" Seat Depth: 18" Between Arms: 19 1/2" Arm Height: 25"	921	997	1073	1149	1221	
	4-Leg Base Seat: Upholstered Back: Wood Armcaps: Upholstered	KPASQ-05	20	Overall Height: 32" Overall Width: 23" Overall Depth: 21 1/4"	Seat Height: 18" Seat Width: 17" Seat Depth: 18" Between Arms: 19 1/2" Arm Height: 26"	1038	1128	1221	1315	1411	
	4-Leg Base Seat: Upholstered Back: Wood Armcaps: Wood	KPASQ-06	20	Overall Height: 32" Overall Width: 23" Overall Depth: 21 1/4"	Seat Height: 18" Seat Width: 17" Seat Depth: 18" Between Arms: 19 1/2" Arm Height: 26"	1149	1221	1299	1374	1449	

Stacking

Refer to page 194.

COM Yardage

Refer to page 197.

To Order, Specify...

- 1 Model Number
- 2 Frame Color
- 3 Wood Finish
- 4 Upholstery Selection
- 5 Frame Options



						material / fabric grade >					
	Description	Model#	Product Wt	Dimensions		2/COM	3	4	5	6	Wood
	4-Leg Base Seat: Wood Back: Wood Armcaps: None	KPASQ-07	20	Overall Height: 32" Overall Width: 21 1/4" Overall Depth: 21 1/4"	Seat Height: 18" Seat Width: 17" Seat Depth: 18" Between Arms: 19 1/4" Arm Height: 25"						1053
	4-Leg Base Seat: Wood Back: Wood Arms: Wood	KPASQ-08	20	Overall Height: 32" Overall Width: 23" Overall Depth: 21 1/4"	Seat Height: 18" Seat Width: 17" Seat Depth: 18" Between Arms: 19 1/4" Arm Height: 26"						1279
	4-Leg Base Seat: Upholstered Back: Upholstered Armcaps: Urethane	KPASQ-09	20	Overall Height: 32" Overall Width: 23" Overall Depth: 21 1/4"	Seat Height: 18" Seat Width: 17" Seat Depth: 18" Between Arms: 19 1/4" Arm Height: 26"	921	1036	1149	1262	1374	
	4-Leg Base Seat: Upholstered Back: Wood Armcaps: Urethane	KPASQ-10	20	Overall Height: 32" Overall Width: 23" Overall Depth: 21 1/4"	Seat Height: 18" Seat Width: 17" Seat Depth: 18" Between Arms: 19 1/4" Arm Height: 26"	1038	1128	1221	1315	1411	

Stacking
Refer to page 194.

COM Yardage
Refer to page 197.

Finish Options	Price
Chrome	\$ 165
Nickel.....	\$ 223
Powder Coat - Standard	n/c
Powder Coat - Premium.....	\$ 165

Frame Options	Code	Price
Hard Surface Glides - Nylon (set of 4).....	GLD32	\$ 23
Hard Surface Glides - Felt (set of 4).....	GLD33	\$ 23
Casters - Single Wheel Soft Wheel (set of 4).....	CAS33	\$ 191
Casters - Dual Wheel Black Nylon		
Hard Wheel (set of 4).....	CAS54	\$ 171
Casters - Dual Wheel Black Nylon		
Soft Wheel (set of 4).....	CAS56	\$ 171

Accessories	Code	Price
Chair Trolley - Kompis.....	ACTCO	\$ 717
Chair Link - Kompis.....	ACLCO	\$ 35

Custom Charges		
Powder Coat Alternative (per color)	OPA	call
Stain Finish Match (per finish).....	OSM	\$ 996




Kompis
Square Back Chair
Flip-Up Tablet Arm - Right



VERSTEEL

Questions?

800 876 2120

material / fabric grade >						2/COM	3	4	5	6	Wood
	Description	Model#	Product Wt	Dimensions							
	4-Leg Base Tablet Right Seat: Upholstered Back: Upholstered	KPSQ-01TBR	22	Overall Height: 32" Overall Width: 23" Overall Depth: 30"	Seat Height: 18" Seat Width: 17" Seat Depth: 18" Arm Height: 26"	968	1063	1155	1251	1341	
	4-Leg Base Tablet Right Seat: Upholstered Back: Wood	KPSQ-04TBR	22	Overall Height: 32" Overall Width: 23" Overall Depth: 30"	Seat Height: 18" Seat Width: 17" Seat Depth: 18" Arm Height: 26"	1084	1158	1235	1309	1386	
	4-Leg Base Tablet Right Seat: Wood Back: Wood	KPSQ-07TBR	22	Overall Height: 32" Overall Width: 23" Overall Depth: 30"	Seat Height: 18" Seat Width: 17" Seat Depth: 18" Arm Height: 26"						1215

Tablet Dimensions
13 1/2" d x 13 1/2" w x 3/4" thick

Tablet is available in black only.

Tablet Material
Black Thermofoil with a black Thermofoil edge.

Packing
Refer to page 194.

DEM Yardage
Refer to page 197.

Tablet Dimensions

13" d x 13½" w x ¾" thick

Tablet is available in black only.

Tablet Material

¾" Black Thermofoil with a Black Thermofoil edge.

Stacking

Refer to page 194.

COM Yardage

Refer to page 197.

To Order, Specify...

- 1 Model Number
- 2 Frame Color
- 3 Wood Finish
- 4 Upholstery Selection
- 5 Frame Options

Kompis
Square Back Stool - 24"
Armless






VERSTEEL

Questions?

800 876 2120

Questions?

800 876 2120

						material / fabric grade ›	2/COM	3	4	5	6	Wood
	Description	Model#	Product Wt	Dimensions								
	4-Leg Base 24" Seat Height Seat: Upholstered Back: Upholstered	KPSQ-01S24	20	Overall Height: 38" Overall Width: 21½" Overall Depth: 26"	Seat Height: 24" Seat Width: 17" Seat Depth: 17" Seat to Footrest: 15½"		1009	1101	1192	1288	1381	
	4-Leg Base 24" Seat Height Seat: Upholstered Back: Wood	KPSQ-04S24	20	Overall Height: 38" Overall Width: 21½" Overall Depth: 26"	Seat Height: 24" Seat Width: 17" Seat Depth: 17" Seat to Footrest: 15½"		1122	1195	1271	1348	1422	
	4-Leg Base 24" Seat Height Seat: Wood Back: Wood	KPSQ-07S24	20	Overall Height: 38" Overall Width: 21½" Overall Depth: 26"	Seat Height: 24" Seat Width: 17" Seat Depth: 17" Seat to Footrest: 15½"							1255

33" - 38" table heights
are recommended for
use with **24" stool**

Stacking
Refer to page 194.

COM Yardage
Refer to page 197.

33" - 38" table heights
are recommended for
use with 24" stool




Stacking
Refer to page 194.

COM Yardage
Refer to page 197.

To Order, Specify...

- 1 Model Number
- 2 Frame Color
- 3 Wood Finish
- 4 Upholstery Selection
- 5 Frame Options



						material / fabric grade >					
	Description	Model#	Product Wt	Dimensions		2/COM	3	4	5	6	Wood
	4-Leg Base 29" Seat Height Seat: Upholstered Back: Upholstered	KPSQ-01S29	21	Overall Height: 43" Overall Width: 21 3/8" Overall Depth: 26"	Seat Height: 29" Seat Width: 17" Seat Depth: 17" Seat to Footrest: 15"	1009	1101	1192	1288	1381	
	4-Leg Base 29" Seat Height Seat: Upholstered Back: Wood	KPSQ-04S29	21	Overall Height: 43" Overall Width: 21 3/8" Overall Depth: 26"	Seat Height: 29" Seat Width: 17" Seat Depth: 17" Seat to Footrest: 15"	1122	1195	1271	1348	1422	
	4-Leg Base 29" Seat Height Seat: Wood Back: Wood	KPSPQ-07S29	21	Overall Height: 43" Overall Width: 21 3/8" Overall Depth: 26"	Seat Height: 29" Seat Width: 17" Seat Depth: 17" Seat to Footrest: 15"						1255

38" - 42" table heights
are recommended for
use with 29" stool

Stacking
Refer to page 194.

COM Yardage
Refer to page 197.

Finish Options	Price
Chrome	\$ 165
Nickel	\$ 223
Powder Coat - Standard	n/c
Powder Coat - Premium	\$ 165

Frame Options	Code	Price
Hard Surface Glides - Nylon (set of 4)	GLD32	\$ 23
Hard Surface Glides - Felt (set of 4)	GLD33	\$ 23

Accessories	Code	Price
Chair Trolley - Kompis	ACTCO	\$ 717
Chair Link - Kompis	ACLCO	\$ 35

Custom Charges	
Powder Coat Alternative (per color)	OPA call
Stain Finish Match (per finish)	OSM \$ 996







Kompis**Square Back Stool - 24"**
Arms**VERSTEEL****Questions?**

800 876 2120

material / fabric grade >

Questions?

800 876 2120

						material / fabric grade ›	2/COM	3	4	5	6	Wood
	Description	Model#	Product Wt	Dimensions								
	4-Leg Base 24" Seat Height Seat: Upholstered Back: Upholstered Armcaps: None	KPASQ-01S24	22	Overall Height: 38" Overall Width: 21½" Overall Depth: 26" Arm Height: 31"	Seat Height: 24" Seat Width: 17" Seat Depth: 18" Between Arms: 19½" Seat to Footrest: 15"		1076	1173	1264	1358	1452	
	4-Leg Base 24" Seat Height Seat: Upholstered Back: Wood Armcaps: Upholstered	KPASQ-02S24	22	Overall Height: 38" Overall Width: 23" Overall Depth: 26" Arm Height: 32"	Seat Height: 24" Seat Width: 17" Seat Depth: 18" Between Arms: 19½" Seat to Footrest: 15"		1191	1306	1419	1531	1644	
	4-Leg Base 24" Seat Height Seat: Upholstered Back: Upholstered Armcaps: Wood	KPASQ-03S24	22	Overall Height: 38" Overall Width: 23" Overall Depth: 26" Arm Height: 32"	Seat Height: 24" Seat Width: 17" Seat Depth: 18" Between Arms: 19½" Seat to Footrest: 15"		1304	1397	1490	1583	1679	
	4-Leg Base 24" Seat Height Seat: Upholstered Back: Wood Armcaps: None	KPASQ-04S24	22	Overall Height: 38" Overall Width: 21½" Overall Depth: 26" Arm Height: 31"	Seat Height: 24" Seat Width: 17" Seat Depth: 18" Between Arms: 19½" Seat to Footrest: 15"		1191	1267	1344	1419	1493	
	4-Leg Base 24" Seat Height Seat: Upholstered Back: Wood Armcaps: Upholstered	KPASQ-05S24	22	Overall Height: 38" Overall Width: 23" Overall Depth: 26" Arm Height: 32"	Seat Height: 24" Seat Width: 17" Seat Depth: 18" Between Arms: 19½" Seat to Footrest: 15"		1309	1403	1499	1589	1684	
	4-Leg Base 24" Seat Height Seat: Upholstered Back: Wood Armcaps: Wood	KPASQ-06S24	22	Overall Height: 38" Overall Width: 23" Overall Depth: 26" Arm Height: 32"	Seat Height: 24" Seat Width: 17" Seat Depth: 18" Between Arms: 19½" Seat to Footrest: 15"		1422	1500	1573	1647	1724	

Standard Kompis armcap is 13"

33" - 38" table heights are recommended for use with 24" stool

Stacking
Refer to page 194.

COM Yardage
Refer to page 197.

Standard Kompis
armcap is 13"**33" - 38"** table heights
are recommended for
use with **24" stool****Stacking**

Refer to page 194.





COM Yardage

Refer to page 197.

To Order, Specify...

- ① Model Number
- ② Frame Color
- ③ Wood Finish
- ④ Upholstery Selection
- ⑤ Frame Options



material / fabric grade >						2/COM	3	4	5	6	Wood
Description	Model#	Product Wt	Dimensions								
 4-Leg Base 24" Seat Height Seat: Wood Back: Wood Armcaps: None	KPASQ-07S24	22	Overall Height: 38" Overall Width: 21 1/2" Overall Depth: 26" Arm Height: 31"	Seat Height: 24" Seat Width: 17" Seat Depth: 18" Between Arms: 19 1/2" Seat to Footrest: 15"							1326
 4-Leg Base 24" Seat Height Seat: Wood Back: Wood Armcaps: Wood	KPASQ-08S24	22	Overall Height: 38" Overall Width: 23" Overall Depth: 26" Arm Height: 32"	Seat Height: 24" Seat Width: 17" Seat Depth: 18" Between Arms: 19 1/2" Seat to Footrest: 15"							1551
 4-Leg Base 24" Seat Height Seat: Upholstered Back: Upholstered Armcaps: Urethane	KPASQ-09S24	22	Overall Height: 38" Overall Width: 23" Overall Depth: 26" Arm Height: 32"	Seat Height: 24" Seat Width: 17" Seat Depth: 18" Between Arms: 19 1/2" Seat to Footrest: 15"	1191	1306	1419	1531	1644		
 4-Leg Base Armless 24" Seat Height Seat: Upholstered Back: Wood Armcaps: Urethane	KPASQ-10S24	22	Overall Height: 38" Overall Width: 23" Overall Depth: 26" Arm Height: 32"	Seat Height: 24" Seat Width: 17" Seat Depth: 18" Between Arms: 19 1/2" Seat to Footrest: 15"	1309	1403	1499	1589	1684		

Standard Kompis armcap is 13"

33" - 38" table heights are recommended for use with **24" stool**

Stacking

Refer to page 194.

COM Yardage

Refer to page 197.

Finish Options

	Price
Chrome	\$ 165
Nickel	\$ 223
Powder Coat - Standard	n/c
Powder Coat - Premium	\$ 165

Frame Options

	Code	Price
Hard Surface Glides - Nylon (set of 4)	GLD32	\$ 23
Hard Surface Glides - Felt (set of 4)	GLD33	\$ 23

Accessories

	Code	Price
Chair Trolley - Kompis	ACTCO	\$ 717
Chair Link - Kompis	ACLCO	\$ 35

Custom Charges

Powder Coat Alternative (per color)	OPA	call
Stain Finish Match (per finish)	OSM	\$ 996







Kompis**Square Back Stool - 29"**
Arms**VERSTEEL****Questions?**

800 876 2120

material / fabric grade >

Questions?

800 876 2120

						material / fabric grade ›	2/COM	3	4	5	6	Wood
	Description	Model#	Product Wt	Dimensions								
	4-Leg Base 29" Seat Height Seat: Upholstered Back: Upholstered Armcaps: None	KPASQ-01S29	23	Overall Height: 43" Overall Width: 21½" Overall Depth: 26" Arm Height: 36"	Seat Height: 29" Seat Width: 17" Seat Depth: 18" Between Arms: 19½" Seat to Footrest: 15½"		1076	1173	1264	1358	1452	
	4-Leg Base 29" Seat Height Seat: Upholstered Back: Upholstered Armcaps: Upholstered	KPASQ-02S29	23	Overall Height: 43" Overall Width: 23" Overall Depth: 26" Arm Height: 37"	Seat Height: 29" Seat Width: 17" Seat Depth: 18" Between Arms: 19½" Seat to Footrest: 15½"		1191	1306	1419	1531	1644	
	4-Leg Base 29" Seat Height Seat: Upholstered Back: Upholstered Armcaps: Wood	KPASQ-03S29	23	Overall Height: 43" Overall Width: 23" Overall Depth: 26" Arm Height: 37"	Seat Height: 29" Seat Width: 17" Seat Depth: 18" Between Arms: 19½" Seat to Footrest: 15½"		1304	1397	1490	1583	1679	
	4-Leg Base 29" Seat Height Seat: Upholstered Back: Wood Armcaps: None	KPASQ-04S29	23	Overall Height: 43" Overall Width: 21½" Overall Depth: 26" Arm Height: 36"	Seat Height: 29" Seat Width: 17" Seat Depth: 18" Between Arms: 19½" Seat to Footrest: 15½"		1191	1267	1344	1419	1493	
	4-Leg Base 29" Seat Height Seat: Upholstered Back: Wood Armcaps: Upholstered	KPASQ-05S29	23	Overall Height: 43" Overall Width: 23" Overall Depth: 26" Arm Height: 37"	Seat Height: 29" Seat Width: 17" Seat Depth: 18" Between Arms: 19½" Seat to Footrest: 15½"		1309	1403	1499	1589	1684	
	4-Leg Base 29" Seat Height Seat: Upholstered Back: Wood Armcaps: Wood	KPASQ-06S29	23	Overall Height: 43" Overall Width: 23" Overall Depth: 26" Arm Height: 37"	Seat Height: 29" Seat Width: 17" Seat Depth: 18" Between Arms: 19½" Seat to Footrest: 15½"		1422	1500	1573	1647	1724	

Standard Kompis armcap is 13"

38" - 42" table heights are recommended for use with **29" stool**

Stacking
Refer to page 194.

COM Yardage
Refer to page 197.

Standard Kompis
armcap is 13"**38" - 42"** table heights
are recommended for
use with **29" stool****Stacking**

Refer to page 194.





COM Yardage

Refer to page 197.

To Order, Specify...

- ① Model Number
- ② Frame Color
- ③ Wood Finish or Aluminum Color
- ④ Upholstery Selection
- ⑤ Frame Options



material / fabric grade >						2/COM	3	4	5	6	Wood
Description	Model#	Product Wt	Dimensions								
 4-Leg Base 29" Seat Height Seat: Wood Back: Wood Armcaps: None	KPASQ-07S29	23	Overall Height: 43" Overall Width: 21½" Overall Depth: 26" Arm Height: 36"	Seat Height: 29" Seat Width: 17" Seat Depth: 18" Between Arms: 19½" Seat to Footrest: 15½"							1326
 4-Leg Base 29" Seat Height Seat: Wood Back: Wood Armcaps: Wood	KPASQ-08S29	23	Overall Height: 43" Overall Width: 23" Overall Depth: 26" Arm Height: 37"	Seat Height: 29" Seat Width: 17" Seat Depth: 18" Between Arms: 19½" Seat to Footrest: 15½"							1551
 4-Leg Base 29" Seat Height Seat: Upholstered Back: Upholstered Armcaps: Urethane	KPASQ-09S29	23	Overall Height: 43" Overall Width: 23" Overall Depth: 26" Arm Height: 37"	Seat Height: 29" Seat Width: 17" Seat Depth: 18" Between Arms: 19½" Seat to Footrest: 15½"	1191	1306	1419	1531	1644		
 4-Leg Base 29" Seat Height Seat: Upholstered Back: Wood Armcaps: Urethane	KPASQ-10S29	22	Overall Height: 43" Overall Width: 23" Overall Depth: 26" Arm Height: 37"	Seat Height: 29" Seat Width: 17" Seat Depth: 18" Between Arms: 19½" Seat to Footrest: 15½"	1309	1403	1499	1589	1684		

Standard Kompis
armcap is 13"

38" - 42" table heights
are recommended for
use with **29" stool**

Stacking

Refer to page 194.

COM Yardage

Refer to page 197.

Finish Options

	Price
Chrome	\$ 165
Nickel	\$ 223
Powder Coat - Standard	n/c
Powder Coat - Premium	\$ 165

Frame Options

	Code	Price
Hard Surface Glides - Nylon (set of 4)	GLD32	\$ 23
Hard Surface Glides - Felt (set of 4)	GLD33	\$ 23

Accessories

	Code	Price
Chair Link - Kompis	ACLCO	\$ 35

Custom Charges

Powder Coat Alternative (per color)	OPA	call
Stain Finish Match (per finish)	OSM	\$ 996

Kompis Bariatric
Square Back Chair
Arms



VERSTEEL

Questions?

800 876 2120

Questions?

800 876 2120

						material / fabric grade ›					
						2/COM	3	4	5	6	Wood



Finish Options	Price
Chrome	\$ 327
Nickel.....	\$ 388
Powder Coat - Standard	n/c
Powder Coat - Premium.....	\$ 165

Custom Charges	Code	Price
Powder Coat Alternative (per color)	OPA	call

**Specifications**

Nerita is available in 4-leg, sled and swivel base styles with a shell of molded resilient polypropylene resin. In addition to the poly shell an upholstered seat pad is available. The chairs may be specified with or without arms.

Features

The 4-leg chairs feature a high density polyethylene (HDPE) black glide, while the sled base chairs have a clear polycarbonate flat glide. The swivel chairs have a polished aluminum or powdercoat base and feature 3" hollow wheel black casters or felt glides.

Shipping Schedule

Poly Shell

3-5 WEEKS

Some shell colors as well as powdercoated swivel bases may require an extended lead time. Contact Versteel Customer Service for additional information.

NOTE CHAIR ORDERS WITH COM UPHOLSTERY WILL BE SCHEDULED UPON RECEIPT OF COM UPHOLSTERY YARDAGE

BIFMA

All Versteel products are constructed to pass the relevant ANSI/BIFMA standards. For more detailed specifications by series and base style, contact Versteel Customer Service at 800.876.2120.

Additional information regarding warranty, terms and conditions, shipping, care and maintenance, etc. can be found in the All Seating price list.

Standard Versteel Upholstery

Standard Versteel Upholstery offers a range of materials, from fabrics in a variety of colors and textures to vinyls for soil resistance. Please refer to Versteel's fabric cards or the "Materials + Finishes" section of our website for information.

Grade-In Upholstery

Versteel has coordinated with upholstery manufacturers to simplify your order process. Many of the manufacturers' offerings have been pre-approved for application on Versteel Seating.

Contact Versteel Customer Service with your selected fabric choice to be graded in. You will be supplied with the appropriate grade-in designator. On your purchase order, complete the information with the pattern name, color description and grade-in designator, and Versteel will take it from there.

Customer's Own Material

Customer's Own Materials (COM's) are not an issue on Nerita. Many COM's are pre-approved for application on Versteel Seating. Call Versteel Customer Service with your COM selection to determine if it has been pre-approved. If your selection has not been pre-approved, reference the "Receiving COM Approval" section below.

Receiving COM Approval

Not all materials are suitable for upholstery on Nerita. A 12" x 12" memo sample must be supplied for approval before a COM material is accepted for an order. If the material is directional in pattern or weave, the pattern repeat (in inches) in both directions or the weave direction must be supplied.

Excess COM

Versteel will not store excess COM for more than 30 days after the order has been completed. If excess material is to be returned after order completion, send the request to Versteel Customer Service prior to acknowledged ship date. It is the customer's responsibility to arrange for the return of the material "freight collect."

COM Requiring Application Test

If an application test is required for your selected COM, send test sample material along with the following.

1. Name and return address
2. Model selected
3. Sketch showing special requirements for the positioning of the materials' pattern on the seat and ledge, if special considerations are required.

NOTE ALL UPHOLSTERIES ARE CUT UP THE ROLL TO MAXIMIZE YIELD AND WEAR PERFORMANCE

Ship COM to:

Versteel
2332 Cathy Lane
Jasper, IN 47546

COM must be shipped to the factory with transportation costs "prepaid." If material is considered defective or unusable, it will be returned "transportation collect."

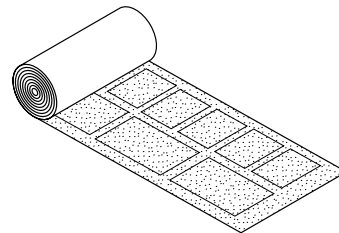
For standard lead time orders, tag fabric with purchase order number and identify with project number if possible.

Application of Directional Fabrics

Due to the upholstering process, some fabrics not considered directional by the supplier may be considered directional by Versteel.

All COM's are cut "up the roll" unless otherwise directed by the customer (see illustration below).

EXAMPLE PATTERN CUT UP THE ROLL



If special cutting or upholstery application is required, you must indicate requirement at time of order entry.

Nerita COM Yardage Requirements

COM yardage requirements are calculated for chairs based on a material width of 54" and a repeat of 2" or less. For material less than 54" wide, contact Versteel for yardage requirements. Use the chart below as a guide to calculate your COM yardage. For quantities greater than 20 chairs, contact Versteel Customer Service for calculation of COM yardage by model.

Quantity of Chairs	1	2	3	4	5	6	7	8	9	10	11	12	13	14	15	16	17	18	19	20
Nerita																				
Upholstered Seat Pad Only	1.0	1.0	1.0	2.0	2.0	2.0	2.0	3.0	3.0	3.0	3.0	4.0	4.0	4.0	4.0	5.0	5.0	5.0	5.0	6.0

Patterned COM Additional Yardage Guide

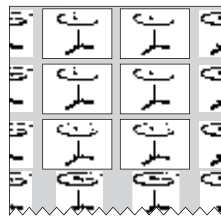
Use the guide below to aid in ordering the appropriate COM fabric when needing to match a pattern with a repeat. To use this guide, add the vertical and horizontal repeats together (e.g. a 5" vertical repeat plus an 11" horizontal repeat gives a 16" total). Then find the appropriate entry on the chart, and increase the yardage estimate by the percentage indicated.

For example: The yardage estimate is 8 yards of 54" wide fabric and the pattern has a repeat of 11" horizontal and 5" vertical. Add up the repeats (11" + 5" = 16") and find the appropriate entry - 15% in this example. Fifteen percent more fabric is required to match the pattern. 8 yards plus an extra 15% is 9.2 yards.

Fabric Width	Plain Fabric	3" - 14" Repeat	15" - 19" Repeat	20" - 27" Repeat	28" - 36" Repeat	37" - 45" Repeat	46" - 54" Repeat
54"	0%	10%	15%	20%	25%	30%	35%
50" - 52"	10%	20%	25%	30%	35%	40%	45%

Decorative Patterns

Yardage requirements are greatly affected by the size of the repeat and the print or pattern of the material. Versteel cuts all seating patterns with aesthetic concerns in mind for high quality and consistency. Refer to the COM listing for the yardage required for pattern repeat.



To Order, Specify...

- 1 Model Number
- 2 Shell Color
- 3 Frame Color
- 4 Upholstery Selection

model number		finish selections			
NEMLA-06		YSNO	PFOS	VVE Suede	
model number		shell color	frame color	upholstery selection	

A NEMLA-06 is a Nerita series, metal 4-leg chair with arms, upholstered seat pad and poly back.

The codes YSNO / PFOS / VVE Suede specify a Snow poly shell with a Fossil frame and Grade 4 Vector Suede upholstery.

Model Number NEMLA-06



NOTE SAMPLE ORDER DOES NOT MATCH ABOVE IMAGE FABRIC.

Orders may be sent via

Mailing Address

Versteel
2332 Cathy Lane
Jasper IN 47546

Contact Versteel

Email	contact@versteel.com
Phone	800 876 2120
	812 634 2120

Nerita Shells

Poly shells are molded with resilient, flexible polypropylene resin with a matte textured surface.

Nerita Poly Shell Colors

Oyster YOYS Snow YSNO

Nerita Poly Shell Colors-Extended Lead Time

Near Black. [YNBL](#) Sand [YSAN](#)
Quarry [YQUA](#)

Powder Coat Finishes

All powder coat finishes in the Versteel offering have been formulated with the use of epoxy, polyester or epoxy and polyester blends to maximize the finish durability.

Powder Coat Finish Options

Powder Coat - Standard	n/c
Powder Coat - Premium.	\$165

Nerita Powder Coat Colors

Alloy	PALY	Mint	PMNT
Amethyst	PAME	Navy	PNAV
Anthracite	PANT	Nimbus	PNIM
Black Anodized	PBLA	Nutmeg	PNUT
Bronze	PBRO	♦ Pacific	PPAC
Calypso	PCAL	Pearl	PPEA
Carbon	PCAR	Pebble	PPEB
Champagne	PCHA	Ⓟ Platinum	PPLA
Coconut	PCOC	Poppy	PPOP
♦ Copper	PCOP	♦ Raven	PRAV
Crimson	PCRI	Royal	PROY
♦ Crystal	PCRY	Seaside	PSEA
Daffodil	PDAF	Shipyard	PSHI
Ebony	PEBO	Silver	PSIL
Forest	PFOR	Snow	PSNO
Fossil	PFOS	Stone	PSTO
♦ Garnet	PGAR	Storm	PSTM
♦ Gold	PGOL	Terra Cotta	PTEC
Graphite	PGRA	Whisper	PWHI
Ⓟ Hope	PHOP	White Linen	PWHL
Kelly Green	PKEG	Powder Coat Alternative	POPA
♦ Matte	PMAT		
Mica	PMIC		

Transparent Powder Coats (indicated by)

Please note that the transparent characteristics of these powders allow all natural welds and textures inherent to raw steel to be visible.

Premium Powder Coats (indicated by **P**)

Versteel's premium process uses specially formulated powder coats for a truly unique color palette.

Polished Aluminum

4-star cast aluminum swivel base is polished to a high gloss sheen.
Polished Aluminum **APOL**

Plated

Versteel offers two plated options: Chrome and Nickel. Chrome is our most durable finish available and is a deep luster chrome plated finish. Nickel is a plated finish with a clear coat applied for durability. An upcharge applies for plated finishes. Plated finishes are not available on swivel base Nerita chairs. See product pricing pages for upcharge.

Chrome ECHR
Nickel ENKL

Finish Reference & Samples

For finish color reference, please refer to our website. Contact Versteel Customer Service to receive actual color samples for color matches and final color approval.

Powder Coat Alternative

Call for quotation

Specify code **OPA** (Powder Coat Alternative), add cost from Versteel quotation

Powder Coat Alternative is available from Versteel. The entire RAL color reference along with hundreds of other color and finishes are available.

For Powder Coat Alternative matching, you must supply a color reference sample, or an RAL number. Versteel will review the sample for possible existing colors available and send a sample for customer approval. If no color match exists a custom match can be developed. Call Versteel Customer Service for associated upcharges on custom color development.

NOTE CUSTOM COLOR MATCHING APPROVALS MAY AFFECT STANDARD PRODUCTION SCHEDULES

Poly Shell Alternative

Call for quotation

Specify code **OPS** (Poly Shell Alternative), add cost from Versteel quotation





For Poly Shell Alternative, you must supply a color reference sample. Versteel will review the sample for possible existing colors available and send a sample for customer approval. If no color match exists, a custom match can be developed. Minimum order quantities exist for alternative colors. Call Versteel Customer Service for minimums and associated upcharges on Poly Shell Alternatives.

NOTE CUSTOM COLOR MATCHING APPROVALS MAY AFFECT STANDARD PRODUCTION SCHEDULES


Questions?

800 876 2120

material / fabric grade >

	Description	Model#	Product Wt	Dimensions	Poly	2/COM	3	4	5	6
	Sled Base Armless Shell: Poly	NES-07	17	Overall Height: 30" Overall Width: 20" Overall Depth: 21¼"	Seat Height: 17½" Seat Width: 18" Seat Depth: 17"	390				
	Sled Base Armless Shell: Poly Seat: Upholstered Pad	NES-04	19	Overall Height: 30" Overall Width: 20" Overall Depth: 21¼"	Seat Height: 17½" Seat Width: 18" Seat Depth: 17"		636	657	678	699 720
	Sled Base Arms Shell: Poly	NESA-08	18	Overall Height: 30" Overall Width: 25½" Overall Depth: 21¼"	Seat Height: 17½" Seat Width: 18" Seat Depth: 17" Arm Height: 26½"	394				
	Sled Base Arms Shell: Poly Seat: Upholstered Pad	NESA-06	20	Overall Height: 30" Overall Width: 25½" Overall Depth: 21¼"	Seat Height: 17½" Seat Width: 18" Seat Depth: 17" Arm Height: 26½"		640	661	682	703 724





COM Yardage

Refer to page 221.

To Order, Specify...

- ① Model Number
- ② Shell Color
- ③ Frame Color
- ④ Upholstery Selection



	Description	Model#	Product Wt	Dimensions	material / fabric grade >	Poly	2/COM	3	4	5	6
	4-Leg Metal Base Armless Shell: Poly	NEML-07	16	Overall Height: 30" Overall Width: 20" Overall Depth: 21¼"	Seat Height: 17½" Seat Width: 18" Seat Depth: 17"	520					
	4-Leg Metal Base Armless Shell: Poly Seat: Upholstered Pad	NEML-04	18	Overall Height: 30" Overall Width: 20" Overall Depth: 21¼"	Seat Height: 17½" Seat Width: 18" Seat Depth: 17"		766	787	808	829	850
	4-Leg Metal Base Arms Shell: Poly	NEMLA-08	17	Overall Height: 30" Overall Width: 25½" Overall Depth: 21¼"	Seat Height: 17½" Seat Width: 18" Seat Depth: 17" Arm Height: 26½"	523					
	4-Leg Metal Base Arms Shell: Poly Seat: Upholstered Pad	NEMLA-06	19	Overall Height: 30" Overall Width: 25½" Overall Depth: 21¼"	Seat Height: 17½" Seat Width: 18" Seat Depth: 17" Arm Height: 26½"		769	790	811	832	853

COM Yardage
 Refer to page 221.

Finish Options	Price
Chrome	\$ 165
Nickel.....	\$ 223
Powder Coat - Standard	n/c
Powder Coat - Premium.....	\$ 165





Custom Charges	
Powder Coat Alternative (per color)	OPA call
Poly Shell Alternative (per color)	OPS call



Questions?

800 876 2120

material / fabric grade >

	Description	Model#	Product Wt	Dimensions	Poly	2/COM	3	4	5	6
	Fixed Height Swivel Armless Shell: Poly	NECFH-07	17	Overall Height: 30" Overall Width: 21" Overall Depth: 21½"	Seat Height: 17½" Seat Width: 18" Seat Depth: 17"	598				
	Fixed Height Swivel Armless Shell: Poly Seat: Upholstered Pad	NECFH-04	19	Overall Height: 30" Overall Width: 21" Overall Depth: 21½"	Seat Height: 17½" Seat Width: 18" Seat Depth: 17"		844	865	886	907 928
	Fixed Height Swivel Arms Shell: Poly	NECFHA-08	17	Overall Height: 30" Overall Width: 25½" Overall Depth: 21½"	Seat Height: 17½" Seat Width: 18" Seat Depth: 17" Arm Height: 26½"	600				
	Fixed Height Swivel Arms Shell: Poly Seat: Upholstered Pad	NECFHA-06	20	Overall Height: 30" Overall Width: 25½" Overall Depth: 21½"	Seat Height: 17½" Seat Width: 18" Seat Depth: 17" Arm Height: 26½"		846	867	888	909 930





COM Yardage

Refer to page 221.

To Order, Specify...

- ① Model Number
- ② Shell Color
- ③ Swivel Base Color
- ④ Upholstery Selection



	Description	Model#	Product Wt	Dimensions	material / fabric grade >	Poly	2/COM	3	4	5	6
	Fixed Height Swivel Armless Shell: Poly	NEGFH-07	16	Overall Height: 30" Overall Width: 20" Overall Depth: 21¼"	Seat Height: 17½" Seat Width: 18" Seat Depth: 17"	530					
	Fixed Height Swivel Armless Shell: Poly Seat: Upholstered Pad	NEGFH-04	18	Overall Height: 30" Overall Width: 20" Overall Depth: 21¼"	Seat Height: 17½" Seat Width: 18" Seat Depth: 17"		776	797	818	839	860
	Fixed Height Swivel Arms Shell: Poly	NEGFHA-08	17	Overall Height: 30" Overall Width: 25½" Overall Depth: 21¼"	Seat Height: 17½" Seat Width: 18" Seat Depth: 17" Arm Height: 26½"	534					
	Fixed Height Swivel Arms Shell: Poly Seat: Upholstered Pad	NEGFHA-06	19	Overall Height: 30" Overall Width: 25½" Overall Depth: 21¼"	Seat Height: 17½" Seat Width: 18" Seat Depth: 17" Arm Height: 26½"		780	801	822	843	864
COM Yardage Refer to page 221.											

Swivel Base Options	
Polished Aluminum	n/c
Powder Coat - Standard	n/c
Powder Coat - Premium	\$ 165
TRANSPARENT POWDER COAT NOT AVAILABLE	

Custom Charges	Code	Price
Poly Shell Alternative (per color)	OPS	call



Specifications

Available in Polished Aluminum or any standard powder coat finish, OH! legs, back supports and connectors are one piece cast aluminum, polished to a high-gloss sheen. Seats are machined 1" plywood with a multi-layered construction high density polyurethane molded foam cushion. Backs are molded .75" plywood with a multi-layered construction high density polyurethane foam cushion. Seats and backs are top stitched with single side seams. Laminate or veneer table top surfaces are 1" particle board, Corian® table tops are 1" thick.

NOTE TRANSPARENT POWDER COAT FINISHES ARE NOT AVAILABLE

Features

Since there is no contact between upholstered surfaces, OH! is very easy to clean and more hygienic. The 24" diameter seats appeal to multiple sitting styles and body shapes. Modular construction allows for unlimited configuration options. Under mount power option is available in addition to integrated wire management across the connector.

Laminate and Veneer, Standard Core Construction

The standard top construction consists of 45-50 lb particleboard, surfaced with a high pressure laminate or veneer face. A backer sheet is laminated to the under side of the top. Tops are shipped predrilled for field installation of bases and accessories.

Corian® Construction

Tops are 1" thick Corian® fabricated by bonding two .5" thick sheets together and machining them to size. The underside is bored to allow pressing in metal screw inserts for field installation of the legs and/or connectors.

PVC Flat Edge



Edge of 2mm PVC hot melt banded to the 1" top with 1/4" radius at the top and bottom.

Offered in twenty-one (21) standard colors.

Wood Flat Edge



Wood banding hot melt banded to the 1" top with 1/8" radius at the top and bottom.

Offered in Ash, Cherry, Maple or Walnut materials.

Corian® Eased Square Edge



A traditional 1" flat edge with a small radius where horizontal surfaces meet vertical for comfort and a softened aesthetic.

Offered in twelve (12) standard colors.

Quickship Program

Available for select products in the Companion series, see pricing pages.

The Versteel Quickship Program consists of up to 50 tables, 25 tables with modesty panels or 100 chairs in 10 working days from time of order (received by 12pm EST). Orders must be accompanied by final material and finish specifications for order entry. They must be clearly marked "Quickship" and consist of products from the program. Quickship orders cannot be changed or cancelled, and credit approval must be acquired within 24 hours.

For additional information see Versteel.com.

Shipping Schedule

Upholstered Items	4-5 WEEKS
Laminate, PVC Edge	4-5 WEEKS
Laminate, Wood Edge	4-5 WEEKS
Veneer, Wood Edge	6-8 WEEKS
Quickship Products	10 WORKING DAYS

Contact Versteel Customer Service for special lead time requests.

NOTE ORDERS WITH COM UPHOLSTERY WILL BE SCHEDULED UPON RECEIPT OF COM UPHOLSTERY YARDAGE

NOTE OH! SHIPS DISASSEMBLED AND REQUIRES ASSEMBLY

BIFMA

All Versteel products are constructed to pass the relevant ANSI/BIFMA standards. For more detailed specifications by series and base style, contact Versteel Customer Service at 800.876.2120.

Additional information regarding warranty, terms and conditions, shipping, care and maintenance, etc. can be found in the All Seating price list.

Standard Versteel Upholstery

Standard Versteel Upholstery offers a range of materials, from fabrics in a variety of colors and textures to vinyl for soil resistance. Please refer to Versteel's fabric cards or the "Materials + Finishes" section of our website for reference information.

Grade-In Upholstery

Versteel has coordinated with upholstery manufacturers to simplify your order process. Many of the manufacturers' offerings have been pre-approved for application on Versteel Seating.

Contact Versteel Customer Service with your selected fabric choice to be graded in. They will supply you with the appropriate grade-in designator. On your purchase order, complete the information with the pattern name, color description and grade-in designator, and Versteel will take it from there.

Customer's Own Material

Customer's Own Materials (COM's) are not an issue on OH!. Many COM's are pre-approved for application on Versteel Seating. Call Versteel Customer Service with your COM selection to determine if it has been pre-approved. If your selection has not been pre-approved, reference the "Receiving COM Approval" section below.

Receiving COM Approval

Not all materials are suitable for upholstery on OH!. A 12" X 12" memo sample must be supplied for approval before a COM material is accepted for an order. If the material is directional in pattern or weave, the pattern repeat (in inches) in both directions or the weave direction must be supplied.

Excess COM

Versteel will not store excess COM for more than 30 days after the order has been completed. If excess material is to be returned after order completion, send the request to Versteel Customer Service prior to acknowledge ship date. It is the customer's responsibility to arrange for the return of the material "freight collect."

Seat Accent Fabric

The OH! seat band may be specified in a different fabric than the rest of the unit. Specify and add \$372.00 list per unit.
Seat Accent Fabric**.SAF**

COM Requiring Application Test

If an application test is required for your selected COM, send test sample material along with the following:

- Name and return address
- Chair model selected
- Sketch showing special requirements for the positioning of the material's pattern on the chair seat and chair back, if special considerations are required.

Ship COM to:

Versteel
2332 Cathy Lane
Jasper, IN 47546

COM must be shipped to the factory with transportation costs "prepaid." If material is considered defective or unusable, it will be returned "transportation collect."

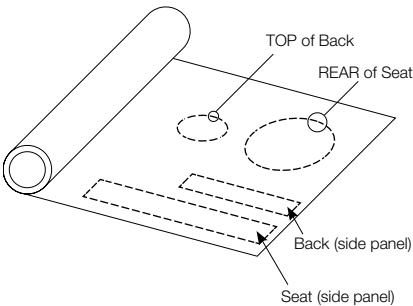
For standard lead time orders, tag fabric with purchase order number and identify with project number if possible.

Application of Directional Fabrics

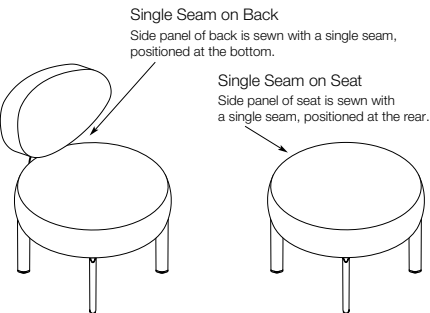
Due to the upholstering process, some fabrics not considered directional by the supplier may be considered directional by Versteel.

All COM's for OH! are **railroaded** unless otherwise directed by the customer (see illustration below).

EXAMPLE PATTERN CUT RAILROADED



If special cutting or upholstery application is required, you must indicate requirement at time of order entry.



OH! COM Yardage Requirements

COM yardage requirements are calculated based on a material width of 54" and a repeat of 2" or less. For material less than 54" wide, contact Versteel for yardage requirements. Use the chart below as a guide to calculate your COM yardage. For quantities greater than 10, contact Versteel Customer Service for calculation of COM yardage by chair model.

NOTE THIS CHART IS NOT APPLICABLE FOR MULTIPLE FABRICS ON ONE UNIT. CONTACT VERSTEEL CUSTOMER SERVICE FOR YARDAGE REQUIREMENTS WHEN SPECIFYING MULTIPLE FABRICS.

Quantity of Units	1	2	3	4	5	6	7	8	9	10
Freestanding (without back)										
OH24	2.5	2.5	3.0	3.0	4.0	5.5	5.5	6.5	7.5	8.0
OH245I	2.5	3.0	5.5	6.5	8.0	8.0	10.5	13.0	14.0	14.5
OH2478	3.0	5.5	7.5	8.0	10.5	14.0	14.5	16.5	20.0	20.5
Freestanding (with back)										
OH24B	3.0	4.5	5.0	8.0	8.5	11.0	12.5	16.0	18.5	20.0
OH245IB	3.0	8.0	11.0	16.0	20.0	22.0	24.0	27.0	31.5	33.0
OH2478B	5.5	11.0	18.5	22.0	26.0	31.5	35.0	38.0	43.0	48.0
Freestanding Ottoman										
OH36O	2.5	3.5	4.5	5.5	8.0					
OH48O	3.0	5.0	7.5	9.0	12.0					
Configurable (without back)										
OH24ER	2.5	2.5	3.0	3.0	4.0	5.5	5.5	6.5	7.5	8.0
OH24EL	2.5	2.5	3.0	3.0	4.0	5.5	5.5	6.5	7.5	8.0
OH24LR	2.5	2.5	3.0	3.0	4.0	5.5	5.5	6.5	7.5	8.0
OH24LL	2.5	2.5	3.0	3.0	4.0	5.5	5.5	6.5	7.5	8.0
OH24LD	2.5	2.5	3.0	3.0	4.0	5.5	5.5	6.5	7.5	8.0
Configurable (with back)										
OH24ERB	3.0	4.5	5.0	8.0	8.5	11.0	12.5	16.0	18.5	20.0
OH24ELB	3.0	4.5	5.0	8.0	8.5	11.0	12.5	16.0	18.5	20.0
OH24LRB	3.0	4.5	5.0	8.0	8.5	11.0	12.5	16.0	18.5	20.0
OH24LLB	3.0	4.5	5.0	8.0	8.5	11.0	12.5	16.0	18.5	20.0
OH24LDB	3.0	4.5	5.0	8.0	8.5	11.0	12.5	16.0	18.5	20.0

Patterned COM Additional Yardage Guide

Use the guide below to aid in ordering the appropriate COM fabric when needing to match a pattern with a repeat. To use this guide, add the vertical and horizontal repeats together (e.g. a 5" vertical repeat plus an 11" horizontal repeat gives a 16" total). Then find the appropriate entry on the chart, and increase the yardage estimate by the percentage indicated.

For example: The yardage estimate is 8 yards of 54" wide fabric and the pattern has a repeat of 11" horizontal and 5" vertical. Add up the repeats (11" + 5" = 16") and find the appropriate entry - 15% in this example. Fifteen percent more fabric is required to match the pattern. 8 yards plus an extra 15% is 9.2 yards.

Decorative Patterns

Yardage requirements are greatly affected by the size of the repeat and the print or pattern of the material. Versteel cuts all seating patterns with aesthetic concerns in mind for high quality and consistency. Refer to the COM listing for the yardage required for pattern repeat.

Repeats and Striped Fabrics

The geometry of curved products prevents repeats and stripes from matching at the seams.

NOTE CALIFORNIA TECHNICAL BULLETIN 133 (CAL 133) COMPLIANCE HAS BEEN ESTABLISHED THROUGH THIRD-PARTY TESTING OF THE PRODUCTS. ALL CHAIRS THAT MEET CAL 133 STANDARDS WILL HAVE A LABEL ATTACHED TO THE UNDERSIDE OF THE SEAT TO MAINTAIN COMPLIANCE, THE LABEL MUST NOT BE REMOVED FROM THE PRODUCT.

Fabric Width	Plain Fabric	3" - 14" Repeat	15" - 19" Repeat	20" - 27" Repeat	28" - 36" Repeat	37" - 45" Repeat	46" - 54" Repeat
54"	0%	10%	15%	20%	25%	30%	35%
50" - 52"	10%	20%	25%	30%	35%	40%	45%

Configure

Utilizing basic components (a single leg, seat, back and connector) of polished, cast aluminum, OH! is simplistic in its approach to modularity. Legs are positioned for strength and stability while connectors are used to organize the seats into configurations. By using the connector, a set distance is established between individual seats to create personal space. Plush seats, along with a curved ergonomic back option, allow users to position their bodies without interfering with their neighbors. This ensures that everyone can find their own comfort solution. Seats are generously sized and proportioned.

Because the circle is the basis for the seating series it is possible to create an infinite number of configurations, as the designer is no longer bound by a corner. Typical OH! configurations include L, T, X and Y as well as unlimited numbers of runs, arcs and serpentine.

The use of the circle eliminates any sidedness to backless configurations. The addition of a back can be used to guide users to approach sides.

Tables

Tables can be inserted at any point of any configuration for optimum flexibility.

Upholstery

Upholstery may be specified in monochromatic (single textile choice) or contrasting applications (different textiles on different parts). No contact between upholstery surfaces makes for an easy to clean and more hygienic product.

**Power**


The Twine corded system offers mounted, and below-surface power and USB to multiple users in a range of settings. With just one infeed, this system can power up to six (6) Mini-Tap units.

Mini-Tap power can be added to any seat as an undermount option, or to any 24" diameter table as an integrated or undermount option.

Wires seamlessly run between seats via a concealed channel located on the underside of the connector.

Additional power and data can be added to any seat as an undermount option, or any table as an integrated or undermount option.





A. 15-Degree Arc B. 7.5-Degree Arc C. Combination Arc Serpentine

Large Configurations

Versteel will help with your configuration if you have concerns. Simply call Customer Service and provide the dimensions of your space and the type of configuration you desire. Like any other space planning, it is helpful to know where the power and data sources are, as well as windows, doors, any other obstructions and proposed traffic patterns.

All configurations are priced with powder coat frames and Grade 2/COM fabric. Tops are priced with standard laminate and PVC edges.

**L Configuration**

- (1) OH18RDER
- (2) OH24LRB
- (1) OH18RDLD
- (2) OH24LLB
- (1) OH18RDEL

Total List: \$8,498

**Serpentine Configuration**

- (1) OH24ER
- (1) OH24LLB
- (1) OH18RDLD
- (2) OH24LLB
- (1) OH18RDLL
- (1) OH24LL
- (1) OH18RDEL

Total List: \$8,692

Large Configurations



X Configuration

- (2) OH18RDER
- (3) OH24LL
- (1) OH18RDLD
- (3) OH24LR
- (2) OH18RDEL
- (2) OH24LD

Total List: \$10,890



T Configuration

- (1) OH18RDER
- (2) OH24LRB
- (1) OH18RDLD
- (2) OH24LLB
- (1) OH18RDEL
- (1) OH24LD
- (1) OH24ER

Total List: \$10,352



Y Configuration

- (1) OH24ERB
- (1) OH24LDB
- (1) OH18RDER
- (2) OH24LL
- (1) OH18RDLD
- (1) OH24LLB
- (1) OH24ELB

Total List: \$9,571

To Order, Specify...

- 1 Model Number
- 2 Frame Color
- 3 Upholstery Selection
- 4 Additional Options

model number	finish selections		additional options
OH2451B <small>model number</small>	/	PALY <small>frame color</small>	/
		FTH Alabaster <small>upholstery selection</small>	/
			---- <small>chair frame options</small>

An **OH2451B** is an OH! series, two seat with backs.

The codes **PALY** / **FTH Alabaster** specify Alloy legs and Grade 2 Theory Alabaster upholstery.

Model Number **OH2451B**



NOTE SAMPLE ORDER DOES NOT MATCH ABOVE IMAGE FABRIC.

Orders may be sent via

Mailing Address

Versteel
2332 Cathy Lane
Jasper, IN 47546

Contact Versteel

Email contact@versteel.com
Phone 800 876 2120
 812 634 2120

Powder Coat Finishes

All powder coat finishes in the Versteel offering have been formulated with the use of epoxy, polyester or epoxy and polyester blends to maximize the finish durability.

Powder Coat – Standardn/c
Powder Coat – Premium. \$165 per chair

OH! Powder Coat Colors

Alloy.PALY	NavyPNAV
AmethystPAME	Nimbus.PNIM
Anthracite.PANT	NutmegPNUT
Black Anodized.PBLA	PearlPPEA
BronzePBRO	PebblePPEB
CalypsoPCAL	PlatinumPPLA
Carbon.PCAR	Poppy.PPOP
ChampagnePCHA	RoyalPROY
CoconutPCOC	SeasidePSEA
CrimsonPCRI	Shipyard.PSHI
Daffodil.PDAF	SilverPSIL
Ebony.PEBO	SnowPSNO
Forest.PFOR	StonePSTO
FossilPFOS	Storm.PSTM
GraphitePGRA	Terra CottaPTEC
HopePHOP	WhisperPWHI
Kelly GreenPKEG	White LinenPWHL
Mica.PMIC	Powder Coat Alternative .	.OPA
MintPMNT		

Premium Powder Coats (indicated by P)

Versteel's premium process uses specially formulated powder coats for a truly unique color palette.

Polished Aluminum

One piece cast aluminum legs, back supports and connectors are polished to a high gloss sheen.

Polished Aluminum.APOL

NOTE POLISHED ALUMINUM IS NOT AVAILABLE ON THE PULL UP TABLE

Chrome (available on Pull Up Table only)

Versteel applies a deep luster nickel chrome plated finish.

Chrome is the most durable finish available. Specify and add \$228 list each.

Chrome ECHR

Laminates

Versteel's standard offering of laminates includes over 900 laminates from Formica, Nevamar, Pionite and Wilsonart.

Laminate manufacturers change standard offerings frequently, making it possible a standard product can become unavailable. Versteel cannot be responsible for any inconvenience this may cause.

PVC Edges

OH! laminate table edges are available with a PVC Edge.

- PVC provides hot melt application in a continuous band around the surface.

OH! PVC Edge Colors

Absolute AcajouCABA	Nimbus.CNIM
Alloy.CALY	PearlCPEA
Carbon.CCAR	PlatinumCPLA
ChampagneCCHA	Pralines & CreamCPRC
CoconutCCOC	ShadowCSHA
Ebony.CEBO	SnowCSNO
Florence WalnutCFLW	StoneCSTO
FossilCFOS	Storm.CSTM
GraphiteCGRA	WhisperCWHI
Grey.CGRE	White LinenCWHL
Kensington Maple.CKEM		

Veneer & Wood Finish

OH! tables are available with standard Ash, Cherry, Maple and Walnut veneers.

OH! Veneer Species

AshAP01	Maple.MP01
CherryCP01	WalnutWP01

Veneer Finish

Ash

Beach.VBEA	FogVFOG
Chestnut.VCHE	PebbleVPEB
DriftVDRI	WhisperVWHI
FawnVFAW		

Cherry

Blossom CherryVBLC	Java Cherry.VJAC
Cordovan CherryVCNC	Millwork Cherry.VMWC
Golden CherryVGNC		

Maple

Caramel MapleVCMM	Sugar MapleVSUM
Solar Maple.VSLM		

Walnut

Brighton WalnutVBRW	Natural Walnut.VNAW
Espresso Walnut.VESW		

NOTE WOOD BANDING IS A MULTI-PLY MAPLE WOOD BAND

Corian®

Corian® is an advanced composite product used as an architectural and design material in a variety of residential and commercial applications.

OH! Corian® Colors

Antarctica	NART	Linen	NLIN
Bisque	NBIS	Matterhorn	NMTH
Designer White.	NDEW	Pearl Gray	NPLG
Elegant Gray	NELG	Silver Gray.	NSLG
Glacier White.	NGLW	Vanilla	NVAN

Alternative Corian® colors may be specified. Contact Customer Service for quote.

Finish Reference & Samples

For finish color reference, please refer to our website. Contact Versteel Customer Service to receive actual color samples for color matches and final color approval.

Powder Coat Alternative**Call for quotation**

Specify code *OPA* (Powder Coat Alternative), add cost from Versteel quotation

Powder Coat Alternative is available from Versteel. The entire RAL color reference along with hundreds of other color and finishes are available.

For Powder Coat Alternative matching, you must supply a color reference sample, or an RAL number. Versteel will review the sample for possible existing colors available and send a sample for customer approval. If no color match exists a custom match can be developed. Call Versteel Customer Service for associated upcharges on custom color development.

NOTE CUSTOM COLOR MATCHING APPROVALS MAY AFFECT STANDARD PRODUCTION SCHEDULES

Special Laminate**Call for quotation**

Specify code *TSP* (Special Laminate), indicate the quoted charges per table

Special laminates and patterns can be specified as an option. To specify, contact Versteel for availability and pricing.

NOTE LAMINATES IN STANDARD COLORS AND TEXTURES FROM FORMICA, NEVAMAR, PIONITE AND WILSONART ARE STANDARD

CAUTION LAMINATE MANUFACTURERS CHANGE STANDARD OFFERINGS FREQUENTLY, AND IT IS POSSIBLE THAT A STANDARD PRODUCT CAN BECOME UNAVAILABLE. VERSTEEL CANNOT BE RESPONSIBLE FOR ANY INCONVENIENCE THIS MAY CAUSE.

Custom PVC Color Match**Call for quotation / one time charge per color, per order**

Specify code *OCF* (Custom PVC Color Match), add cost from Versteel quotation

PVC Color Match can be the selection of a color that is available from a Versteel supplier or a new custom color developed for the order. Minimum footage requirements mean that the amount of material needed for your order will effect the cost.

For PVC Color Matching you must supply a color reference sample. Versteel will review the sample for possible existing colors available and send a sample for customer approval. If no color match exists, a custom match will be developed and sampled for customer approval before a production schedule is established.

NOTE CUSTOM COLOR MATCHING APPROVALS MAY AFFECT STANDARD PRODUCTION SCHEDULES

Stain Finish Match**\$996 / one time charge per finish, per order**

Specify code *OSM* (Stain Finish Match), add \$996.00 list per finish, per order

Alternative Stain Finishes are available for veneer and wood edged tops.

For Stain Finish Matching you must supply two 4" x 4" finish color and grain reference samples. An expertly finish matched sample will be provided for customer approval.

NOTE CUSTOM COLOR MATCHING APPROVALS MAY AFFECT STANDARD PRODUCTION SCHEDULES

Veneer or Wood Edge Alternatives

For veneer or wood edge requirements other than our standard plain sliced Ash, Cherry, Maple or Walnut, contact Versteel Customer Service with the specifications of the materials you would like to specify.

NOTE VENEER OR WOOD EDGE ALTERNATIVES APPROVAL MAY AFFECT STANDARD PRODUCTION SCHEDULES

Wood Finish Alternatives

Versteel finish has a natural grain fill level finish appearance, contact Versteel Customer Service for alternative fill levels. Coarse grain will require additional application steps for a full-fill grain appearance and will require a quote.

NOTE WOOD FINISH ALTERNATIVE APPROVAL MAY AFFECT STANDARD PRODUCTION SCHEDULES

Table Top Alternatives

Table tops can be produced in alternative top material if desired. Contact Versteel Customer Service for pricing and availability.

Alternate Core Construction

Alternate core constructions are available, including medium density fiberboard (MDF), honeycomb cores and cores that contain no urea formaldehyde. Contact Versteel Customer Service for pricing and availability

A la Carte Connector

When your configuration requires an additional connector it can be ordered by specifying model number [OHAC19CTR](#)

[OHAC19CTR](#) \$113

Versteel recommends either the Garcia or Mini-Tap for the freestanding OH! units. Other under mount units may be specified. Contact Versteel Customer Service with questions.

The recommended location of the under mount power unit is on the lower right side as seated. Refer to diagram below. Electrical unit is shipped uninstalled and may be placed in alternate locations.



Electrical location

Garcia

Low-profile, low-voltage Garcia mounts under the seat providing power for tablets, cell phones and more.



- SPECIFICATIONS (per unit)
- Two (2), 2.1 Amp USB ports
 - LED charging indicator lights
 - 72" power supply cored with a barrel connector

Model	Description	
GRC-IP2U	Two (2) USB Ports	\$ 411 list

Unit Color		
BB	Black with Black Mounting Bracket	n/c
WW	White with White Mounting Bracket	n/c

Model Example: **GRC-IP2U-BB**

Mini-Tap (per unit)

Mini-Tap provides 2 outlets that can be mounted, with key slots, so as to put power near the edge of the seat. Mini-Tap is black.



- SPECIFICATIONS
- Two (2) Simplexes
 - Available with spill-proof Simplexes

Model	Description	
MTP-IP2X	Two (2) power	\$ 149 list
MTP-IP2U	One (1) power and one (1) dual port USB charger	\$ 383 list

Cord Length		
72	72" cord length, black	n/c
120	120" cord length, black	\$ 21 list

Model Example: **MTP-IP2X-72**

Utilizing the Twine corded system up to six (6) power accessories can be sequenced with one infeed cord. Refer to diagrams and ordering information below.

NOTE: Additional configurations are available. Contact Versteel Customer Service with questions.

- SPECIFICATIONS
- Finish: Black plastic
 - Power & USB
 - Up to 8 power outlets with multiple USB ports
 - 6' power infeed cord



Above diagram shows the recommended location of sequenced under mount power units. Electrical units are shipped uninstalled and may be placed in alternate locations.

Garcia (USB only)

Model	Description	
OHGA51	Two (2) USB ports (per unit)	\$ 676 list

- SPECIFICATIONS (per unit)
- Two (2) USB ports
 - LED charging indicator lights

Unit Color		
BB	Black with Black Mounting Bracket	n/c
WW	White with White Mounting Bracket	n/c

Model Example: [OHGA51-WW](#)

Mini-Tap (power or power/USB)

Model	Description	
OHMTTP51	Two (2) power (per unit)	\$ 523 list
OHMTPU51	One (1) power and one (1) dual port USB charger (per unit)	\$ 976 list

- SPECIFICATIONS (per unit)
- Two (2),simplexes
 - Available with spill-proof Simplexes

Model Example: [OHMTPU51](#)



Above diagram shows the recommended location of sequenced under mount power units. Electrical units are shipped uninstalled and may be placed in alternate locations.

Garcia (USB only)

Model	Description	
OHGA78	Two (2) USB ports (per unit)	\$ 908 list

- SPECIFICATIONS (per unit)
- Two (2) USB ports
 - LED charging indicator lights

Unit Color		
BB	Black with Black Mounting Bracket	n/c
WW	White with White Mounting Bracket	n/c

Model Example: [OHGA78-BB](#)

Mini-Tap (power or power/USB)

Model	Description	
OHMTTP78	Two (2) power (per unit)	\$ 535 list
OHMTPU78	One (1) power and one (1) dual port USB charger (per unit)	\$ 992 list

- SPECIFICATIONS (per unit)
- Two (2),simplexes
 - Available with spill-proof Simplexes

Model Example: [OHMTPU78](#)



Above diagram shows the recommended location of sequenced under mount power units. Electrical units are shipped uninstalled and may be placed in alternate locations.

Garcia (USB only)

Model	Description	
OHGA105	Two (2) USB ports (per unit)	\$ 948 list

- SPECIFICATIONS (per unit)
- Two (2), 2.1 Amp USB ports
 - LED charging indicator lights

Unit Color

BB	Black with Black Mounting Bracket	n/c
WW	White with White Mounting Bracket	n/c

Model Example: OHGA105-BB

Mini-Tap (power or power/USB)

Model	Description	
OHMTPI105	Two (2) power (per unit)	\$ 578 list
OHMTPI105	One (1) power and one (1) dual port USB charger (per unit)	\$1032 list

- SPECIFICATIONS (per unit)
- Two (2), simplexes
 - Available with spill-proof Simplexes

Model Example: OHMTPI105




OH!
Freestanding
No Back



VERSTEEL

Questions?
800 876 2120

Quickship Program Product

						material / fabric grade >	2/COM	3	4	5	6
Description		Model#	Product Wt	Dimensions							
  	Single Seat Seat: Upholstered	OH24	QS 17	Overall Height: 18" Overall Width: 24" Overall Depth: 24"	Seat Height: 18" Seat Width: 24" Seat Depth: 24"		957	1044	1128	1213	1298
	Two Seats Seat: Upholstered	OH2451	QS 34	Overall Height: 18" Overall Width: 51" Overall Depth: 24"	Seat Height: 18" Seat Width: 24" Seat Depth: 24"		1850	2062	2275	2488	2700
	Three Seats Seat: Upholstered	OH2478	QS 50	Overall Height: 18" Overall Width: 78" Overall Depth: 24"	Seat Height: 18" Seat Width: 24" Seat Depth: 24"		2596	2810	3024	3236	3449

COM Yardage
Refer to page 233.

- To Order, Specify...
- 1 Model Number
 - 2 Frame Color
 - 3 Upholstery Selection
 - 4 Additional Options



						material / fabric grade >				
	Description	Model#	Product Wt	Dimensions		2/COM	3	4	5	6
	Single Seat Seat: Upholstered	OH24B	24	Overall Height: 33" Overall Width: 24" Overall Depth: 27"	Seat Height: 18" Seat Width: 24" Seat Depth: 24"	1637	1810	1980	2150	2320
	Two Seats Seat: Upholstered	OH2451B	48	Overall Height: 33" Overall Width: 51" Overall Depth: 27"	Seat Height: 18" Seat Width: 24" Seat Depth: 24"	3211	3596	3980	4362	4746
	Three Seats Seat: Upholstered	OH2478B	71	Overall Height: 33" Overall Width: 78" Overall Depth: 27"	Seat Height: 18" Seat Width: 24" Seat Depth: 24"	4641	5110	5578	6047	6515
COM Yardage Refer to page 233.										

Finish Options

	Price
Powder Coat - Standard	n/c
Powder Coat - Premium.....	\$ 165
Polished Aluminum.....	n/c

Seat Options

	Code	Price
Seat Accent Fabric	SAF	\$ 372

Power + Data Options

Please reference the Power Options section

Custom Charges

	Code	Price
Powder Coat Alternative (per color)	OPA	call



Questions?

800 876 2120

Questions?

800 876 2120

						material / fabric grade ›				
						2/COM	3	4	5	6

Price

Powder Coat - Standard	n/c
Powder Coat - Premium.....	\$ 165
Polished Aluminum.....	n/c

Code	Price
------	-------

Seat Accent Fabric	SAF	\$ 372
--------------------------	-----	--------

Code	Price
------	-------

Powder Coat Alternative (per color)	OPA	call
---	-----	------




Please reference the Power Options section



Questions?

800 876 2120

top >
edge >

Laminate PVC	Veneer Wood	Corian Square
Flat 	Flat 	
LP7R	VW7R	CS7R
1"	1"	1"
804	2265	1532

edge ordering code (radius corner) >



Description	Model#	Product Wt	Dimensions	top thickness
Round Table	OH24RD	17	Overall Height: 12" Overall Width: 24" Overall Depth: 24"	
Pull Up Table	OH14RDLT	24	Overall Height: 25½" Overall Width: 14" Overall Depth: 14"	

To Order, Specify...

- 1 Model Number
- 2 Frame Color
- 3 Top Material
- 4 Top Color
- 5 Edge Detail
- 6 Additional Options


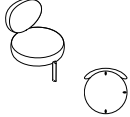



Finish Options	Price
Powder Coat - Standard	n/c
Powder Coat - Premium	\$ 165
Polished Aluminum	n/c
Not Available on Pull Up Table	
Chrome	\$ 227
Not Available on Round Table	

Top Options	Code	Price
Special Laminate.....	TSP	call

Power + Data Options
Please reference the Power Options section

Custom Charges	Code	Price
Powder Coat Alternative (per color)	OPA	call
Custom PVC Color Match	OCB	call
Stain Finish Match (per finish).....	OSM	\$ 996



						material / fabric grade >				
Description		Model#	Product Wt	Dimensions		2/COM	3	4	5	6
    	End Seat, Right Seat: Upholstered Back: Upholstered	OH24ERB	23	Overall Height: 33" Overall Width: 24" Overall Depth: 27"	Seat Height: 18" Seat Width: 24" Seat Depth: 24"	1569	1740	1911	2080	2251
	End Seat, Left Seat: Upholstered Back: Upholstered	OH24ELB	23	Overall Height: 33" Overall Width: 24" Overall Depth: 27"	Seat Height: 18" Seat Width: 24" Seat Depth: 24"	1569	1740	1911	2080	2251
	Linking Seat Connector Right Seat: Upholstered Back: Upholstered	OH24LRB	24	Overall Height: 33" Overall Width: 24" Overall Depth: 27"	Seat Height: 18" Seat Width: 24" Seat Depth: 24"	1576	1745	1917	2087	2256
	Linking Seat Connector Left Seat: Upholstered Back: Upholstered	OH24LLB	24	Overall Height: 33" Overall Width: 24" Overall Depth: 27"	Seat Height: 18" Seat Width: 24" Seat Depth: 24"	1576	1745	1917	2087	2256
	Linking Seat Two Connectors Seat: Upholstered Back: Upholstered	OH24LDB	26	Overall Height: 33" Overall Width: 24" Overall Depth: 27"	Seat Height: 18" Seat Width: 24" Seat Depth: 24"	1646	1816	1987	2157	2328

COM Yardage
Refer to page 233.

Finish Options	Price
Powder Coat - Standard	n/c
Powder Coat - Premium	\$ 165
Polished Aluminum	n/c

Seat Options	Code	Price
Seat Accent Fabric	SAF	\$ 372

Power + Data Options
Please reference the Power Options section




Custom Charges	Code	Price
Powder Coat Alternative (per color)	OPA	call



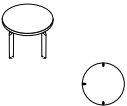
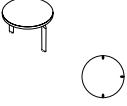
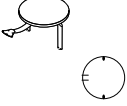
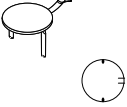
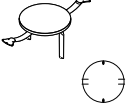
Questions?

800 876 2120

top >
edge >




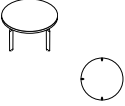
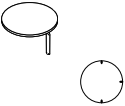
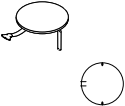
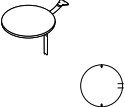
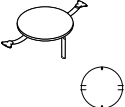
Laminate PVC	Veneer Wood	Corian Square
Flat 	Flat 	
LP7R	VW7R	CS7R
1"	1"	1"
701	2130	1373
688	2119	1360
688	2119	1360
792	2224	1465

edge ordering code (radius corner) >

	Description	Model#	Product Wt	Dimensions	top thickness
	Round Table End, Right	OH18RDER	13	Overall Height: 12" Overall Width: 18" Overall Depth: 18"	
	Round Table End, Left	OH18RDEL	13	Overall Height: 12" Overall Width: 18" Overall Depth: 18"	
	Round Table Linking Connector Right	OH18RDLR	12	Overall Height: 12" Overall Width: 18" Overall Depth: 18"	
	Round Table Linking Connector Left	OH18RDLL	12	Overall Height: 12" Overall Width: 18" Overall Depth: 18"	
	Round Table Linking Two Connectors	OH18RDLD	14	Overall Height: 12" Overall Width: 18" Overall Depth: 18"	

To Order, Specify...

- 1 Model Number
- 2 Frame Color
- 3 Top Material
- 4 Top Color
- 5 Edge Detail
- 6 Additional Options

					top > edge >	Laminate PVC	Veneer Wood	Corian Square
					edge ordering code (radius corner) >	Flat  LP7R	Flat  VW7R	 CS7R
					top thickness	1"	1"	1"
	Round Table End, Right	OH24RDER	19	Overall Height: 12" Overall Width: 24" Overall Depth: 24"		728	2189	1459
	Round Table End, Left	OH24RDEL	19	Overall Height: 12" Overall Width: 24" Overall Depth: 24"		728	2189	1459
	Round Table Linking Connector Right	OH24RDLR	17	Overall Height: 12" Overall Width: 24" Overall Depth: 24"		715	2176	1446
	Round Table Linking Connector Left	OH24RDLL	17	Overall Height: 12" Overall Width: 24" Overall Depth: 24"		715	2176	1446
	Round Table Linking Two Connectors	OH24RDLD	20	Overall Height: 12" Overall Width: 24" Overall Depth: 24"		821	2282	1552

Finish Options		Price
Powder Coat - Standard		n/c
Powder Coat - Premium	\$	165
Polished Aluminum		n/c

Top Options		Code	Price
Special Laminate	TSP		call

Power + Data Options
Please reference the Power Options section

Custom Charges		Code	Price
Powder Coat Alternative (per color)	OPA		call
Custom PVC Color Match	OCB		call
Stain Finish Match (per finish)	OSM		\$ 996



Questions?

800 876 2120



					material / fabric grade >				
					2/COM	3	4	5	6
Description	Model#	Product Wt	Dimensions						
Privacy Screen Tackable	OHSD34T	45	Overall Height: 62% Overall Width: 33% Panel Thickness: 2"		2905	3252	3596	3940	4284
Privacy Screen Tackable	OHSD44T	74	Overall Height: 66% Overall Width: 43% Panel Thickness: 2"		3088	3531	3973	4285	4728
Privacy Screen Tackable	OHSD2065T	53	Overall Height: 70% Overall Width: 19% Panel Thickness: 2"		3011	3454	3898	4340	4784

To Order, Specify...

- 1 Model Number
- 2 Frame Color
- 3 Upholstery Selection
- 4 Additional Options



					material / fabric grade >				
					2/COM	3	4	5	6
Description	Model#	Product Wt	Dimensions						
 	Privacy Screen Acoustic	OHSD34A	36	Overall Height: 62% Overall Width: 33% Panel Thickness: 2"	3512	3857	4200	4544	4891
	Privacy Screen Acoustic	OHSD44A	60	Overall Height: 66% Overall Width: 43% Panel Thickness: 2"	3694	4138	4582	5023	5467
	Privacy Screen Acoustic	OHSD2065A	41	Overall Height: 70% Overall Width: 19% Panel Thickness: 2"	3618	4061	4505	4948	5392

Finish Options

	Price
Powder Coat, Standard	n/c
Powder Coat, Premium	\$ 165
Platinum Powder Coat	488

Custom Charges

	Code	Price
Powder Coat Alternative (per color)	OPA	call


Specifications

Round or square Ollie's are 16½" tall and can be specified with an upholstered or wood lid. The outside dimension is 15" with a 1" radius on the square stools.

Features

Ollie can be ordered with or without casters and with either a hinged or fixed lid. An optional file rod is available on the square models. The round Ollie has three different designs available for the wood top while the square Ollie offers four designs.

Shipping Schedule

Upholstered Items

4-5 WEEKS

Contact Versteel Customer Service for special lead time requests.


NOTE ORDERS WITH COM UPHOLSTERY WILL BE SCHEDULED UPON RECEIPT OF COM UPHOLSTERY YARDAGE

BIFMA

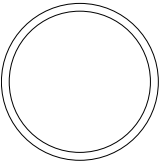
All Versteel products are constructed to pass the relevant ANSI/BIFMA standards. For more detailed specifications by series and base style, contact Versteel Customer Service at 800.876.2120.

Additional information regarding warranty, terms and conditions, shipping, care and maintenance, etc. can be found in the All Seating price list.

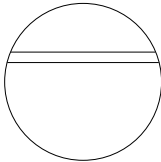
Ollie Stool
Round
Stool Dimensions
Overall height: 16½"
Outer dimension: 15" diameter
Inner opening: 14¼" diameter, 12½" high
Actual weight: 25 lbs.
Suggested for use with 29" table height



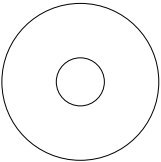
Wood Lids*
Round
Dimensions
Overall Recess
Lid Overall: 15 ⅛" diameter
Lid Depth: 1 ⅛"
Recess: 14 ⅛" diameter/centered
Recess Depth: ¼"



Electronic Device Slot
Lid Overall: 15 ⅛" diameter
Lid Depth: 1 ⅛"
Slot Depth: ⅝"
Slot Width: 1 ⅛"
Slot Length: 14 ½"
Slot Offset: 2 ⅛" from center




Round Recess
Lid Overall: 15 ⅛" diameter
Lid Depth: 1 ⅛"
Recess Diameter: 4"
Recess Depth: ¼"
Recess Offset: 0" centered




*Due to the inherent characteristics of wood, considerable variations in wood grain and color may be visible.

Key	Description
1	hinged upholstered seat/lid, molded 7-ply with ½" thick, 2 lb. density foam
2	upholstered base, 15" o.d. ⅝" fiberboard tube
3	upholstered base, 15" square ⅝" fiberboard tube
4	dual wheel caster, black nylon
5	lined storage interior with hinged seat/lid for access


Ollie Stool
Square
Stool Dimensions
Overall height: 16 1/2"
Outer dimension: 15" square (w/1" radius corners)
Inner opening: 14 1/4" square, 12 1/2" high
Actual weight: 25 lbs.
Suggested for use with 29" table height



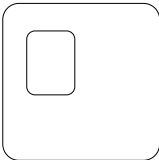
Wood Lids*
Square
Dimensions
Overall Recess
Lid Overall: 15 1/8" square
Lid Depth: 1 1/16"
Recess: 13 7/8" square/centered
Recess Depth: 1/4"



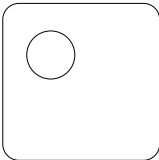
Electronic Device Slot
Lid Overall: 15 1/8" square
Lid Depth: 1 1/16"
Slot Depth: 5/8"
Slot Width: 11/16"
Slot Length: 15 1/8"
Slot Inset: 4 5/8" from edge



Rectangle Recess
Lid Overall: 15 1/8" square
Lid Depth: 1 1/16"
Recess Width: 4 1/4"
Recess Length: 6 1/2"
Recess Depth: 1/4"
Recess Inset: 1 1/2" from edge



Round Recess
Lid Overall: 15 1/8" square
Lid Depth: 1 1/16"
Recess Diameter: 4"
Recess Depth: 1/4"
Recess Inset: 2" from edge



*Due to the inherent characteristics of wood, considerable variations in wood grain and color may be visible.

Standard Versteel Upholstery

Standard Versteel Upholstery offers a range of materials, from fabrics in a variety of colors and textures to vinyls for soil resistance. Please refer to Versteel's fabric cards or the "Materials + Finishes" section of our website for information.

Grade-In Upholstery

Versteel has coordinated with upholstery manufacturers to simplify your order process. Many of the manufacturers' offerings have been pre-approved for application on Versteel Seating.

Contact Versteel Customer Service with your selected fabric choice to be graded in. You will be supplied with the appropriate grade-in designator. On your purchase order, complete the information with the pattern name, color description and grade-in designator, and Versteel will take it from there.

Customer's Own Material

Customer's Own Materials (COM's) are not an issue on Ollie. Many COM's are pre-approved for application on Versteel Seating. Call Versteel Customer Service with your COM selection to determine if it has been pre-approved. If your selection has not been pre-approved, reference the "Receiving COM Approval" section below.

Receiving COM Approval

Not all materials are suitable for upholstery on Ollie. A 12" x 12" memo sample must be supplied for approval before a COM material is accepted for an order. If the material is directional in pattern or weave, the pattern repeat (in inches) in both directions or the weave direction must be supplied.

Excess COM

Versteel will not store excess COM for more than 30 days after the order has been completed. If excess material is to be returned after order completion, send the request to Versteel Customer Service prior to acknowledged ship date. It is the customer's responsibility to arrange for the return of the material "freight collect."

COM Requiring Application Test

If an application test is required for your selected COM, send test sample material along with the following.

1. Name and return address
2. Model selected
3. Sketch showing special requirements for the positioning of the materials' pattern on the seat and ledge, if special considerations are required.

NOTE ALL UPHOLSTERIES ARE CUT UP THE ROLL TO MAXIMIZE YIELD AND WEAR PERFORMANCE

Ship COM to:

Versteel
 2332 Cathy Lane
 Jasper, IN 47546

COM must be shipped to the factory with transportation costs "prepaid." If material is considered defective or unusable, it will be returned "transportation collect."


For standard lead time orders, tag fabric with purchase order number and identify with project number if possible.

Application of Directional Fabrics

Due to the upholstering process, some fabrics not considered directional by the supplier may be considered directional by Versteel.

All COM's are cut "up the roll" unless otherwise directed by the customer (see illustration below).

EXAMPLE PATTERN CUT UP THE ROLL



If special cutting or upholstery application is required, you must indicate requirement at time of order entry.

Ollie COM Yardage Requirements

COM yardage requirements are calculated for chairs and stools based on a material width of 54" and a repeat of 2" or less. For material less than 54" wide, contact Versteel for yardage requirements. Use the chart below as a guide to calculate your COM yardage. For quantities greater than 20 Ollies, contact Versteel Customer Service for calculation of COM yardage by model.

Quantity of Ollies	1	2	3	4	5	6	7	8	9	10	11	12	13	14	15	16	17	18	19	20
Ollie Round (fully upholstered)																				
Lid & Bottom (same fabric)	1.3	3.0	3.8	5.0	5.0	6.3	7.0	8.3	8.5	10.0	10.5	12.0	13.0	14.0	14.5	15.0	16.0	17.5	18.0	19.0
Lid (Fabric 01)	0.8	1.3	1.5	2.5	3.0	3.0	3.5	4.5	5.0	5.0	5.0	6.0	6.5	7.0	7.0	8.0	8.0	9.5	9.5	9.5
Bottom (Fabric 02)	1.0	1.5	1.5	2.5	2.5	3.0	3.0	4.0	4.5	4.5	5.0	5.0	6.0	6.0	6.5	6.5	7.5	8.0	8.0	8.5
Upholstered Back Only	1.3	1.8	2.5	3.0	4.0	4.5	5.0	5.8	6.3	6.8	8.0	8.5	9.0	9.5	10.5	11.3	11.8	12.3	13.0	14.0

Patterned COM Additional Yardage Guide

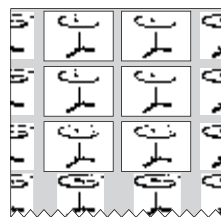
Use the guide below to aid in ordering the appropriate COM fabric when needing to match a pattern with a repeat. To use this guide, add the vertical and horizontal repeats together (e.g. a 5" vertical repeat plus an 11" horizontal repeat gives a 16" total). Then find the appropriate entry on the chart, and increase the yardage estimate by the percentage indicated.

For example: The yardage estimate is 8 yards of 54" wide fabric and the pattern has a repeat of 11" horizontal and 5" vertical. Add up the repeats (11" + 5" = 16") and find the appropriate entry - 15% in this example. Fifteen percent more fabric is required to match the pattern. 8 yards plus an extra 15% is 9.2 yards.

Fabric Width	Plain Fabric	3" - 14" Repeat	15" - 19" Repeat	20" - 27" Repeat	28" - 36" Repeat	37" - 45" Repeat	46" - 54" Repeat
54"	0%	10%	15%	20%	25%	30%	35%
50" - 52"	10%	20%	25%	30%	35%	40%	45%

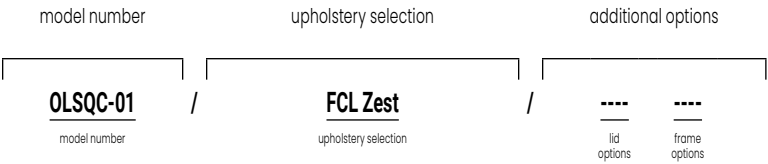
Decorative Patterns

Yardage requirements are greatly affected by the size of the repeat and the print or pattern of the material. Versteel cuts all seating patterns with aesthetic concerns in mind for high quality and consistency. Refer to the COM listing for the yardage required for pattern repeat.



To Order, Specify...


- 1 Model Number
- 2 Upholstery Selection
- 3 Lid Options
- 4 Base Options



An **OLSQC-01** is an Ollie series, square stool with casters and an upholstered lid and base.

The code **FCL Zest** specify grade 2 Cover Cloth Zest upholstery.

Model Number **OH2451B**



Orders may be sent via

Mailing Address

Versteel
2332 Cathy Lane
Jasper, IN 47546

Contact Versteel

Email	contact@versteel.com
Phone	800 876 2120
	812 634 2120

Lid Options

A wood lid option can be specified on both the round or square Ollie. There are three options available for the round and four for the square. Please see pages 232 and 233 for additional information. Specify the appropriate ordering and finish codes listed below and add the applicable upcharge.

Wood lid w/Overall Recess	SLW01__	\$422
Wood lid w/Electronic Device Slot.	SLW01__	\$422
Wood Lid w/Rectangle Recess.	SLW03__	\$422
(for Ollie Square Stool Only)		
Wood Lid w/Round Recess	SLW04__	\$422

Wood Lid Finish Codes

Clear Matte on Maple	MCL2
Clear Gloss on Maple	MCL3
Clear Matte on Cherry	CCL2
Clear Gloss on Cherry	CCL3
Clear Matte on Walnut.	WCL2
Clear Gloss on Walnut.	WCL3

Hanging File Rods - Ollie

\$107 / stool

Specify code **BFR** (Dual Hanging File Rods), add \$107 list per stool



Dual hanging file rods can be specified inside the square Ollie only. Finish is Ebony powder coat. Rods are not adjustable. Rods allow for 13½" of filing space.

NOTE HANGING FILES ARE NOT INCLUDED

NOTE NOT AVAILABLE ON ROUND OLLIES

Ollie
Stool
Round



VERSTEEL

Questions?

800 876 2120

					material / fabric grade >				
					2/COM	3	4	5	6
	Description	Model#	Product Wt	Dimensions					
	Round Base With Casters Hinged Lid: Upholstered Base: Upholstered	OLRDC-01	25	Overall Height: 16½" Overall Width: 15" Overall Depth: 15"	657	759	861	961	1057
	Round Base With Glides Hinged Lid: Upholstered Base: Upholstered	OLRDG-01	25	Overall Height: 16½" Overall Width: 15" Overall Depth: 15"	657	759	861	961	1057
	Round Base With Casters Fixed Lid: Upholstered Base: Upholstered	OLRDC-01F	23	Overall Height: 16½" Overall Width: 15" Overall Depth: 15"	567	670	770	872	967
	Round Base With Glides Fixed Lid: Upholstered Base: Upholstered	OLRDG-01F	23	Overall Height: 16½" Overall Width: 15" Overall Depth: 15"	567	670	770	872	967

Ollie can be ordered with one fabric specified for the lid and another fabric specified for the bottom. When doing so use the higher grade fabric price.





COM Yardage

Refer to page 263.

To Order, Specify...

- 1 Model Number
- 2 Upholstery Selection



					material / fabric grade >				
	Description	Model#	Product Wt	Dimensions	2/COM	3	4	5	6
	Square Base With Casters Hinged Lid: Upholstered Base: Upholstered	OLSQC-01	25	Overall Height: 16½" Overall Width: 15" Overall Depth: 15"	657	759	861	961	1057
	Square Base With Glides Hinged Lid: Upholstered Base: Upholstered	OLSQG-01	25	Overall Height: 16½" Overall Width: 15" Overall Depth: 15"	657	759	861	961	1057
	Square Base With Casters Fixed Lid: Upholstered Base: Upholstered	OLSQC-01F	23	Overall Height: 16½" Overall Width: 15" Overall Depth: 15"	567	670	770	872	967
	Square Base With Glides Fixed Lid: Upholstered Base: Upholstered	OLSQG-01F	23	Overall Height: 16½" Overall Width: 15" Overall Depth: 15"	567	670	770	872	967
<p>Ollie can be ordered with one fabric specified for the lid and another fabric specified for the bottom. When doing so use the higher grade fabric price.</p> <p>COM Yardage Refer to page 263.</p>									

Lid Options	Price
Wood Lid with Overall Recess SLW01___	\$ 405
Wood Lid with Electronic Device Slot .. SLW02___	\$ 405
Wood Lid with Rectangle Recess SLW03___	\$ 405
(for Ollie Square Stool only)	
Wood Lid with Round Recess SLW04___	\$ 405

Wood Lid Options Requires a Finish Code
Clear Matte on Maple MCL2
Clear Gloss on Maple MCL3
Clear Matte on Cherry CCL2
Clear Gloss on Cherry CCL3
Clear Matte on Walnut WCL2
Clear Gloss on Walnut WCL3

Base Options	Code	Price
Dual Hanging File Rods, Black..... BFR		\$ 107
(for Ollie Square Stool only)		
13½" of available filing space (not adjustable)		



Specifications

Quanta is available with three base styles, 4-leg, swivel, and apex. All chairs and stools with the exception of those with an apex base are available with or without arms. 4-leg chairs can be specified with a tablet arm. Seat and back are produced using molded plywood with quarter cut Ash face.

Features

Quanta is manufactured with a rubber suspension to allow for movement. Its unique support system allows the user to move independently of the frame, allowing the seat and back to move and flow with the individual. Glides are clear polycarbonate. Casters are dual wheel two-tone nylon soft wheel. The leg design creates a wall saver for the 4-leg chairs and stools. The 4-leg chairs can be stacked on the floor or the Quanta Chair Trolley. See below for stacking information.

Stacking Information

Floor

Guest Chair (with or w/o casters). 4 (non-uph seats only)

Trolley

Guest Chair (with or w/o casters). 5 (non-uph seats only)

Shipping Schedule

All Seating 4-5 WEEKS

Contact Versteel Customer Service for special lead time requests.

NOTE CHAIR ORDERS WITH COM UPHOLSTERY WILL BE SCHEDULED UPON RECEIPT OF COM UPHOLSTERY YARDAGE

BIFMA

All Versteel products are constructed to pass the relevant ANSI/BIFMA standards. For more detailed specifications by series and base style, contact Versteel Customer Service at 800.876.2120.

Additional information regarding warranty, terms and conditions, shipping, care and maintenance, etc. can be found in the All Seating price list.

Standard Versteel Upholstery

Standard Versteel Upholstery offers a range of materials, from fabrics in a variety of colors and textures to vinyls for soil resistance. Please refer to Versteel's fabric cards or the "Materials + Finishes" section of our website for information.

Grade-In Upholstery

Versteel has coordinated with upholstery manufacturers to simplify your order process. Many of the manufacturers' offerings have been pre-approved for application on Versteel Seating.

Contact Versteel Customer Service with your selected fabric choice to be graded in. You will be supplied with the appropriate grade-in designator. On your purchase order, complete the information with the pattern name, color description and grade-in designator, and Versteel will take it from there.

Customer's Own Material

Customer's Own Materials (COM's) are not an issue on Quanta. Many COM's are pre-approved for application on Versteel Seating. Call Versteel Customer Service with your COM selection to determine if it has been pre-approved. If your selection has not been pre-approved, reference the "Receiving COM Approval" section below.

Receiving COM Approval

Not all materials are suitable for upholstery on Quanta. A 12" x 12" memo sample must be supplied for approval before a COM material is accepted for an order. If the material is directional in pattern or weave, the pattern repeat (in inches) in both directions or the weave direction must be supplied.

Excess COM

Versteel will not store excess COM for more than 30 days after the order has been completed. If excess material is to be returned after order completion, send the request to Versteel Customer Service prior to acknowledged ship date. It is the customer's responsibility to arrange for the return of the material "freight collect."

COM Requiring Application Test

If an application test is required for your selected COM, send test sample material along with the following.

1. Name and return address
2. Model selected
3. Sketch showing special requirements for the positioning of the materials' pattern on the seat and ledge, if special considerations are required.

NOTE ALL UPHOLSTERIES ARE CUT UP THE ROLL TO MAXIMIZE YIELD AND WEAR PERFORMANCE

Ship COM to:

Versteel
2332 Cathy Lane
Jasper, IN 47546

COM must be shipped to the factory with transportation costs "prepaid." If material is considered defective or unusable, it will be returned "transportation collect."

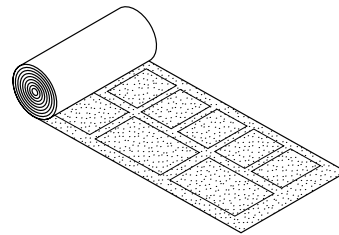
For standard lead time orders, tag fabric with purchase order number and identify with project number if possible.

Application of Directional Fabrics

Due to the upholstering process, some fabrics not considered directional by the supplier may be considered directional by Versteel.

All COM's are cut "up the roll" unless otherwise directed by the customer (see illustration below).

EXAMPLE PATTERN CUT UP THE ROLL



If special cutting or upholstery application is required, you must indicate requirement at time of order entry.

Quanta COM Yardage Requirements

COM yardage requirements are calculated for chairs and stools based on a material width of 54" and a repeat of 2" or less. For material less than 54" wide, contact Versteel for yardage requirements. Use the chart below as a guide to calculate your COM yardage. For quantities greater than 20 chairs or stools, contact Versteel Customer Service for calculation of COM yardage by model.

Quantity of Chairs	1	2	3	4	5	6	7	8	9	10	11	12	13	14	15	16	17	18	19	20
Quanta																				
Upholstered Seat Only	1.0	1.5	1.5	2.0	2.5	2.5	3.5	3.5	4.0	4.0	4.5	4.5	5.0	5.5	5.5	6.0	6.5	6.5	7.0	7.5
Upholstered Seat & Back	1.5	2.5	3.0	4.0	4.5	5.0	6.0	6.5	6.5	7.0	8.0	8.5	9.0	10.0	11.0	11.5	12.0	13.0	13.5	15.0
Gullwing Uph Seat Only	1.5	2.5	4.0	5.0	6.0	7.0	8.5	9.5	11.0	12.0	14.5	15.5	17.0	18.0	19.5	20.5	21.6	23.0	24.0	26.5
Gullwing Uph Seat & Back	2.0	3.5	4.5	6.0	7.0	8.5	9.5	11.0	12.0	13.0	14.5	15.5	17.0	18.0	20.0	21.5	23.0	24.0	25.0	26.5

Patterned COM Additional Yardage Guide

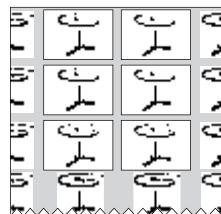
Use the guide below to aid in ordering the appropriate COM fabric when needing to match a pattern with a repeat. To use this guide, add the vertical and horizontal repeats together (e.g. a 5" vertical repeat plus an 11" horizontal repeat gives a 16" total). Then find the appropriate entry on the chart, and increase the yardage estimate by the percentage indicated.

For example: The yardage estimate is 8 yards of 54" wide fabric and the pattern has a repeat of 11" horizontal and 5" vertical. Add up the repeats (11" + 5" = 16") and find the appropriate entry - 15% in this example. Fifteen percent more fabric is required to match the pattern. 8 yards plus an extra 15% is 9.2 yards.

Fabric Width	Plain Fabric	3" - 14" Repeat	15" - 19" Repeat	20" - 27" Repeat	28" - 36" Repeat	37" - 45" Repeat	46" - 54" Repeat
54"	0%	10%	15%	20%	25%	30%	35%
50" - 52"	10%	20%	25%	30%	35%	40%	45%

Decorative Patterns

Yardage requirements are greatly affected by the size of the repeat and the print or pattern of the material. Versteel cuts all seating patterns with aesthetic concerns in mind for high quality and consistency. Refer to the COM listing for the yardage required for pattern repeat.



To Order, Specify...

- 1 Model Number
- 2 Frame Color
- 3 Wood Finish
- 4 Upholstery Selection
- 5 Frame Options



A QUX-07 is a Quanta series, armless apex base chair with a wood seat and back.

The codes ECHR / WCMM specify a Chrome frame and Caramel Maple wood finish.

Model Number QUX-07



Orders may be sent via

Mailing Address

Versteel
2332 Cathy Lane
Jasper IN 47546

Contact Versteel

Email contact@versteel.com
Phone 800 876 2120
812 634 2120

Studio Steel®

Versteel's "urban fabrication" process leaves the telltale signs of welding and assembly on the surface, highlighting a manufacturing aesthetic. Choosing a clear or transparent powder coat is recommended, allowing tonal striations (created as a result of extreme heat), natural textures, and the inherent qualities of raw steel to show through.

Studio Steel Process \$165 per chair

Powder Coat Finishes

All powder coat finishes in the Versteel offering have been formulated with the use of epoxy, polyester or epoxy and polyester blends to maximize the finish durability.

Powder Coat - Standard n/c

Powder Coat - Premium \$165 per chair

Quanta Powder Coat Colors

Alloy	PALY	Mint	PMNT
Amethyst	PAME	Navy	PNV
Anthracite	PANT	Nimbus	PNIM
Black Anodized	PBLA	Nutmeg	PNUT
Bronze	PBRO	◆ Pacific	PPAC
Calypso	PCAL	Pearl	PPEA
Carbon	PCAR	Pebble	PPEB
Champagne	PCHA	◆ P Platinum	PPLA
Coconut	PCOC	Poppy	PPOP
◆ Copper	PCOP	◆ Raven	PRAV
Crimson	PCRI	Royal	PROY
◆ Crystal	PCRY	Seaside	PSEA
Daffodil	PDAF	Shipyard	PSHI
Ebony	PEBO	Silver	PSIL
Forest	PFOR	Snow	PSNO
Fossil	PFOS	Stone	PSTO
◆ Garnet	PGAR	Storm	PSTM
◆ Gold	PGOL	Terra Cotta	PTEC
Graphite	PGRA	Whisper	PWHI
◆ Hope	PHOP	White Linen	PWHL
Kelly Green	PKEG	Powder Coat Alternative	OPA
◆ Matte	PMAT		
Mica	PMIC		

Transparent Powder Coats (indicated by ◆)

Please note that the transparent characteristics of these powders allow all natural welds and textures inherent to raw steel to be visible.

Premium Powder Coats (indicated by ●)

Versteel's premium process uses specially formulated powder coats for a truly unique color palette.

Plated

Versteel offers two plated options: Chrome and Nickel. Chrome is our most durable finish available and is a deep luster chrome plated finish. Nickel is a plated finish with a clear coat applied for durability. An upcharge applies for plated finishes. See product pricing pages for upcharge.

Chrome ECHR

Nickel ENKL

Quanta Seats & Backs

Seat and back are a molded multi-ply maple core with quarter-cut reconstituted Ash veneer.

Wood Finish

Versteel uses a post-catalyst varnish NDF topcoat that meets AWI (Architectural Woodwork Institute) TR6 performance standards.

Quanta Wood Finishes

Beach	WBEA	Java Cherry	WJAC
Blossom Cherry	WBLC	Millwork Cherry	WMWC
Brighton Walnut	WBRW	Natural Walnut	WENW
Caramel Maple	WCMM	(European Walnut)	
Chestnut	WCHE	Pebble	WPEB
Cordovan Cherry	WCNC	Seaside	WSEA
Drift	WDRI	Solar Maple	WSLM
Espresso Walnut	WESW	Sugar Maple	WSUM
Fawn	WFAW	Terra Cotta	WTEC
Fog	WFOG	Whisper	WWHI
Forest	WFOR	Stain Finish Match	OSM
Golden Cherry	WGNC		

Finish Reference & Samples

For finish color reference, please refer to our website. Contact Versteel Customer Service to receive actual color samples for color matches and final color approval.

Powder Coat Alternative**Call for quotation**

Specify code **OPA** (*Powder Coat Alternative*), add cost from Versteel quotation

Powder Coat Alternative is available from Versteel. The entire RAL color reference along with hundreds of other color and finishes are available.

For Powder Coat Alternative matching, you must supply a color reference sample, or an RAL number. Versteel will review the sample for possible existing colors available and send a sample for customer approval. If no color match exists a custom match can be developed. Call Versteel Customer Service for associated upcharges on custom color development.

NOTE CUSTOM COLOR MATCHING APPROVALS MAY AFFECT STANDARD PRODUCTION SCHEDULES

Stain Finish Match

\$996 / one time charge per finish, per order

Specify code **OSM** (*Stain Finish Match*), add \$996.00 list per finish, per order

Alternative Stain Finishes are available. For Stain Finish Matching you must supply two 4" x 4" finish color and grain reference samples. An expertly finish matched sample will be provided for customer approval.

NOTE CUSTOM COLOR MATCHING APPROVALS MAY AFFECT STANDARD PRODUCTION SCHEDULES

Polyethylene Black Glides**\$23 / 4-leg chair, stool or apex base**

Specify code **GLD19** (Polyethylene Black Glides), add \$23 list per chair, stool or apex.

Glide surface is polyethylene and designed for use on hard surface flooring. See individual product pages for availability and ordering code.

Casters - Non-Locking Dual Wheel Black Nylon Hard Wheel (Set of 4)**\$171 / chair**

Specify code **CAS31** (Casters - Dual Wheel Black Nylon Hard Wheel), add \$171 list per 4-leg chair.

Black non-locking dual wheel, 2" diameter hard wheel casters may be specified on the 4-leg guest chair. Please refer to the individual pricing pages for availability. Caster option must be specified at the time of the order and does not change the chair seat height.

Casters - Non-Locking Dual Wheel Black Nylon Soft Wheel (Set of 4)**\$171 / chair**

Specify code **CAS64** (Casters - Dual Wheel Black Nylon soft Wheel), add \$171 list per 4-leg chair.

Black non-locking dual wheel, 2" diameter soft wheel casters may be specified on the 4-leg guest chair. Please refer to the individual pricing pages for availability. Caster option must be specified at the time of the order and does not change the chair seat height.

Casters - Non-Locking Dual Wheel Two-Tone Nylon Hard Wheel (4)**\$171 / chair**

Specify code **CAS32** (Casters - Dual Wheel Two-Tone Nylon Hard Wheel), add \$171 list per 4-leg chair.

Two-Tone non-locking dual wheel, 2" diameter hard wheel casters may be specified on the 4-leg guest chair. Please refer to the individual pricing pages for availability. Caster option must be specified at the time of the order and does not change the chair seat height.

Casters - Non-Locking Dual Wheel Two-Tone Nylon Soft Wheel (4)**\$171 / chair**

Specify code **CAS47** (Casters - Dual Wheel Black Nylon soft Wheel), add \$171 list per 4-leg chair.

Two-Tone non-locking dual wheel, 2" diameter soft wheel casters may be specified on the 4-leg guest chair. Please refer to the individual pricing pages for availability. Caster option must be specified at the time of the order and does not change the chair seat height.

Chair Trolley - Quanta**\$906 / each**


Specify code **ACTQU** (Chair Trolley - Quanta), add \$906 list each

**STACKING INFORMATION - QUANTA QUANTA**

NON-UPHOLSTERED GUEST CHAIRS (WITH OR WITHOUT CASTERS) STACK 5 HIGH ON THE TROLLEY AND STACK 4 HIGH ON THE FLOOR.

Quanta

4-Leg Base Armless + Arms



VERSTEEL







Questions?

800 876 2120

material / fabric grade >

Questions?

800 876 2120

	Description	Model#	Product Wt	Dimensions	material / fabric grade ›	2/COM	3	4	5	6	Wood
	4-Leg Base Armless Seat: Upholstered Back: Upholstered	QUL-01	19	Overall Height: 31½" Overall Width: 20¼" Overall Depth: 21½"	Seat Height: 18" Seat Width: 17½" Seat Depth: 16"	1158	1237	1313	1391	1469	
	4-Leg Base Armless Seat: Upholstered Back: Wood	QUL-04	19	Overall Height: 31½" Overall Width: 20¼" Overall Depth: 21½"	Seat Height: 18" Seat Width: 17½" Seat Depth: 16"	1065	1144	1219	1298	1375	
	4-Leg Base Armless Seat: Wood Back: Wood	QUL-07	19	Overall Height: 31½" Overall Width: 20¼" Overall Depth: 21½"	Seat Height: 18" Seat Width: 17½" Seat Depth: 16"						973
	4-Leg Base Arms Seat: Upholstered Back: Upholstered Armcaps: Wood	QULA-03	21	Overall Height: 31½" Overall Width: 24¾" Overall Depth: 21½"	Seat Height: 18" Seat Width: 17½" Seat Depth: 16" Arm Height: 25¾"	1466	1542	1620	1697	1776	
	4-Leg Base Arms Seat: Upholstered Back: Wood Armcaps: Wood	QULA-06	21	Overall Height: 31½" Overall Width: 24¾" Overall Depth: 21½"	Seat Height: 18" Seat Width: 17½" Seat Depth: 16" Arm Height: 25¾"	1373	1451	1529	1607	1684	
	4-Leg Base Arms Seat: Wood Back: Wood Armcaps: Wood	QULA-08	21	Overall Height: 31½" Overall Width: 24¾" Overall Depth: 21½"	Seat Height: 18" Seat Width: 17½" Seat Depth: 16" Arm Height: 25¾"						1279

Stacking
Refer to page 268.

COM Yardage
Refer to page 271.

Stacking

Refer to page 268.







COM Yardage

Refer to page 271.

To Order, Specify...

- ① Model Number
- ② Frame Color
- ③ Wood Finish
- ④ Upholstery Selection
- ⑤ Frame Options



						material / fabric grade >					
Description		Model#	Product Wt	Dimensions		2/COM	3	4	5	6	Wood
	4-Leg Base Tablet Right Seat: Upholstered Back: Upholstered	QUL-01TBR	27	Overall Height: 31 $\frac{3}{4}$ " Overall Width: 23 $\frac{3}{4}$ " Overall Depth: 29 $\frac{1}{4}$ "	Seat Height: 18" Seat Width: 17 $\frac{1}{2}$ " Seat Depth: 16" Arm Height: 27"	1456	1534	1611	1690	1768	
	4-Leg Base Tablet Right Seat: Upholstered Back: Wood	QUL-04TBR	27	Overall Height: 31 $\frac{3}{4}$ " Overall Width: 23 $\frac{3}{4}$ " Overall Depth: 29 $\frac{1}{4}$ "	Seat Height: 18" Seat Width: 17 $\frac{1}{2}$ " Seat Depth: 16" Arm Height: 27"	1363	1442	1519	1593	1670	
	4-Leg Base Tablet Right Seat: Wood Back: Wood	QUL-07TBR	27	Overall Height: 31 $\frac{3}{4}$ " Overall Width: 23 $\frac{3}{4}$ " Overall Depth: 29 $\frac{1}{4}$ "	Seat Height: 18" Seat Width: 17 $\frac{1}{2}$ " Seat Depth: 16" Arm Height: 27"						1268
	4-Leg Base Tablet Left Seat: Upholstered Back: Upholstered	QUL-01TBL	27	Overall Height: 31 $\frac{3}{4}$ " Overall Width: 23 $\frac{3}{4}$ " Overall Depth: 29 $\frac{1}{4}$ "	Seat Height: 18" Seat Width: 17 $\frac{1}{2}$ " Seat Depth: 16" Arm Height: 27"	1456	1534	1611	1690	1768	
	4-Leg Base Tablet Left Seat: Upholstered Back: Wood	QUL-04TBL	27	Overall Height: 31 $\frac{3}{4}$ " Overall Width: 23 $\frac{3}{4}$ " Overall Depth: 29 $\frac{1}{4}$ "	Seat Height: 18" Seat Width: 17 $\frac{1}{2}$ " Seat Depth: 16" Arm Height: 27"	1363	1442	1519	1593	1670	
	4-Leg Base Tablet Left Seat: Wood Back: Wood	QUL-07TBL	27	Overall Height: 31 $\frac{3}{4}$ " Overall Width: 23 $\frac{3}{4}$ " Overall Depth: 29 $\frac{1}{4}$ "	Seat Height: 18" Seat Width: 17 $\frac{1}{2}$ " Seat Depth: 16" Arm Height: 27"						1268

Tablet Dimensions
21 $\frac{1}{4}$ "d x 14 $\frac{3}{4}$ "w x $\frac{3}{4}$ " thick

Tablet is available in black only.

Tablet Material
 $\frac{5}{8}$ " Black Europly with a Black painted edge.

COM Yardage
Refer to page 271.

Finish Options	Price
Chrome	\$ 165
Nickel	\$ 223
Powder Coat - Standard	n/c
Powder Coat - Premium	\$ 165


Frame Options	Code	Price
Polyethylene Black Glides	GLD19	\$ 23
Casters - Dual Wheel Black Nylon		
Hard Wheel (set of 4)	CAS31	\$ 171
Casters - Dual Wheel Black Nylon		
Soft Wheel (set of 4)	CAS64	\$ 171
Casters - Dual Wheel Two-Tone Nylon		
Hard Wheel (set of 4)	CAS32	\$ 171
Casters - Dual Wheel Two-Tone Nylon		
Soft Wheel (set of 4)	CAS47	\$ 171

Accessories	Code	Price
Chair Trolley	ACTQU	\$ 906

Custom Charges		
Powder Coat Alternative (per color)	OPA	call
Stain Finish Match (per finish)	OSM	\$ 996

Quanta

4-Leg Base
Retractable Tablet Arm

**VERSTEEL****Questions?**

800 876 2120

material / fabric grade >

Questions?

800 876 2120

	Description	Model#	Product Wt	Dimensions	material / fabric grade ›	2/COM	3	4	5	6	Wood
	4-Leg Base Tablet Right Seat: Upholstered Back: Upholstered	QUL-01RTBR	27	Overall Height: 31½" Overall Width: 25" Overall Depth: 27½"	Seat Height: 18" Seat Width: 17½" Seat Depth: 16" Arm Height: 27"	1480	1554	1633	1711	1787	
	4-Leg Base Tablet Right Seat: Upholstered Back: Wood	QUL-04RTBR	27	Overall Height: 31½" Overall Width: 25" Overall Depth: 27½"	Seat Height: 18" Seat Width: 17½" Seat Depth: 16" Arm Height: 27"	1386	1461	1540	1617	1695	
	4-Leg Base Tablet Right Seat: Wood Back: Wood	QUL-07RTBR	27	Overall Height: 31½" Overall Width: 25" Overall Depth: 27½"	Seat Height: 18" Seat Width: 17½" Seat Depth: 16" Arm Height: 27"						1293
	4-Leg Base Tablet Left Seat: Upholstered Back: Upholstered	QUL-01RTBL	27	Overall Height: 31½" Overall Width: 25" Overall Depth: 27½"	Seat Height: 18" Seat Width: 17½" Seat Depth: 16" Arm Height: 27"	1480	1554	1633	1711	1787	
	4-Leg Base Tablet Left Seat: Upholstered Back: Wood	QUL-04RTBL	27	Overall Height: 31½" Overall Width: 25" Overall Depth: 27½"	Seat Height: 18" Seat Width: 17½" Seat Depth: 16" Arm Height: 27"	1386	1461	1540	1617	1695	
	4-Leg Base Tablet Left Seat: Wood Back: Wood	QUL-07RTBL	27	Overall Height: 31½" Overall Width: 25" Overall Depth: 27½"	Seat Height: 18" Seat Width: 17½" Seat Depth: 16" Arm Height: 27"						1293

Tablet Dimensions
15½" d x 14¾" w x ¾" thick

Tablet is available in black only.

Tablet Material
¾" Black Europly with a Black painted edge.

COM Yardage
Refer to page 271.

Tablet Dimensions

15½" d x 14¾" w x ¾" thick

Tablet is available in black only.

Tablet Material

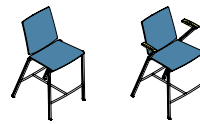
¾" Black Europly with a Black painted edge.

COM Yardage

Refer to page 271.

To Order, Specify...

- ① Model Number
- ② Frame Color
- ③ Wood Finish
- ④ Upholstery Selection
- ⑤ Frame Options



						material / fabric grade >					
	Description	Model#	Product Wt	Dimensions		2/COM	3	4	5	6	Wood
	4-Leg Base Armless 24" Seat Height Seat: Upholstered Back: Upholstered	QUL-01S24	24	Overall Height: 37½" Overall Width: 19½" Overall Depth: 23½"	Seat Height: 24" Seat Width: 18" Seat Depth: 16"	1660	1739	1814	1891	1969	
	4-Leg Base Armless 24" Seat Height Seat: Upholstered Back: Wood	QUL-04S24	24	Overall Height: 37½" Overall Width: 19½" Overall Depth: 23½"	Seat Height: 24" Seat Width: 18" Seat Depth: 16"	1567	1644	1722	1800	1875	
	4-Leg Base Armless 24" Seat Height Seat: Wood Back: Wood	QUL-07S24	24	Overall Height: 37½" Overall Width: 19½" Overall Depth: 23½"	Seat Height: 24" Seat Width: 18" Seat Depth: 16"						1472
	4-Leg Base Arms 24" Seat Height Seat: Upholstered Back Upholstered Armcaps: Wood	QULA-03S24	26	Overall Height: 37½" Overall Width: 25¼" Overall Depth: 23½"	Seat Height: 24" Seat Width: 18" Seat Depth: 16" Arm Height: 31¼"	1830	1906	1984	2062	2139	
	4-Leg Base Arms 24" Seat Height Seat: Upholstered Back: Wood Armcaps: Wood	QULA-06S24	26	Overall Height: 37½" Overall Width: 25¼" Overall Depth: 23½"	Seat Height: 24" Seat Width: 18" Seat Depth: 16" Arm Height: 31¼"	1736	1812	1890	1968	2045	
	4-Leg Base Arms 24" Seat Height Seat: Wood Back: Wood Armcaps: Wood	QULA-08S24	26	Overall Height: 37½" Overall Width: 25¼" Overall Depth: 23½"	Seat Height: 24" Seat Width: 18" Seat Depth: 16" Arm Height: 31¼"						1643

33" - 38" table heights
are recommended for
use with 24" stool

COM Yardage
Refer to page 271.

Finish Options	Price
Chrome	\$ 165
Nickel.....	\$ 223
Powder Coat - Standard	n/c
Powder Coat - Premium.....	\$ 165


Frame Options	Code	Price
Polyethylene Black Glides	GLD19	\$ 23

Custom Charges	Code	Price
Powder Coat Alternative (per color)	OPA	call
Stain Finish Match (per finish)	OSM	\$ 996

NOTE: CHROME AND NICKEL NOT AVAILABLE ON STOOLS WITH ARMS







Quanta

4-Leg Base Stool - 29"
Armless + Arms

**VERSTEEL****Questions?**

800 876 2120

material / fabric grade >

	Description	Model#	Product Wt	Dimensions	2/COM	3	4	5	6	Wood
	4-Leg Base Armless Seat: Upholstered Back: Upholstered	QUL-01S29	26	Overall Height: 42½" Overall Width: 19½" Overall Depth: 25½" Seat Height: 29" Seat Width: 18" Seat Depth: 16"	1660	1739	1814	1891	1969	
	4-Leg Base Armless Seat: Upholstered Back: Wood	QUL-04S29	26	Overall Height: 42½" Overall Width: 19½" Overall Depth: 25½" Seat Height: 29" Seat Width: 18" Seat Depth: 16"	1567	1644	1722	1800	1875	
	4-Leg Base Armless Seat: Wood Back: Wood	QUL-07S29	26	Overall Height: 42½" Overall Width: 19½" Overall Depth: 25½" Seat Height: 29" Seat Width: 18" Seat Depth: 16"						1472
	4-Leg Base Arms Seat: Upholstered Back: Upholstered	QULA-03S29	28	Overall Height: 42½" Overall Width: 25¼" Overall Depth: 25½" Seat Height: 29" Seat Width: 18" Seat Depth: 16" Arm Height: 36¾"	1830	1906	1984	2062	2139	
	4-Leg Base Arms Seat: Upholstered Back: Wood	QULA-06S29	28	Overall Height: 42½" Overall Width: 25¼" Overall Depth: 25½" Seat Height: 29" Seat Width: 18" Seat Depth: 16" Arm Height: 36¾"	1736	1812	1890	1968	2045	
	4-Leg Base Arms Seat: Wood Back: Wood	QULA-08S29	28	Overall Height: 42½" Overall Width: 25¼" Overall Depth: 25½" Seat Height: 29" Seat Width: 18" Seat Depth: 16" Arm Height: 36¾"						1643

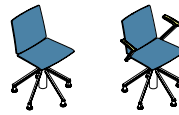
38" - 42" table heights
are recommended for
use with 29" stool

COM Yardage

Refer to page 271.

To Order, Specify...

- ① Model Number
- ② Frame Color
- ③ Wood Finish
- ④ Upholstery Selection
- ⑤ Frame Options



	Description	Model#	Product Wt	Dimensions	material / fabric grade >	2/COM	3	4	5	6	Wood
	Swivel 5-Star Base Armless Seat: Upholstered Back: Upholstered	QURS-01	31	Overall Height: 31¼" Overall Width: 23" Overall Depth: 22"	Seat Height: 17¼"-22¼" Seat Width: 18¾" Seat Depth: 16"	1628	1703	1781	1860	1937	
	Swivel 5-Star Base Armless Seat: Upholstered Back: Wood	QURS-04	31	Overall Height: 31¼" Overall Width: 23" Overall Depth: 22"	Seat Height: 17¼"-22¼" Seat Width: 18¾" Seat Depth: 16"	1534	1611	1690	1768	1843	
	Swivel 5-Star Base Armless Seat: Wood Back: Wood	QURS-07	31	Overall Height: 31¼" Overall Width: 23" Overall Depth: 22"	Seat Height: 17¼"-22¼" Seat Width: 18¾" Seat Depth: 16"						1442
	Swivel 5-Star Base Arms Seat: Upholstered Back: Upholstered Armcaps: Wood	QURSA-01	35	Overall Height: 31¼" Overall Width: 26¾" Overall Depth: 22"	Seat Height: 17¼"-22¼" Seat Width: 18¾" Seat Depth: 16"	1787	1865	1943	2019	2098	
	Swivel 5-Star Base Arms Seat: Upholstered Back: Wood Armcaps: Wood	QURSA-04	35	Overall Height: 31¼" Overall Width: 26¾" Overall Depth: 22"	Seat Height: 17¼"-22¼" Seat Width: 18¾" Seat Depth: 16"	1695	1774	1850	1928	2007	
	Swivel 5-Star Base Arms Seat: Wood Back: Wood Armcaps: Wood	QURSA-07	35	Overall Height: 31¼" Overall Width: 26¾" Overall Depth: 22"	Seat Height: 17¼"-22¼" Seat Width: 18¾" Seat Depth: 16"						1603

COM Yardage
Refer to page 271.

Finish Options	Price
Chrome	\$ 165
Nickel	\$ 223
Powder Coat - Standard	n/c
Powder Coat - Premium	\$ 165

NOTE: CHROME AND NICKEL NOT AVAILABLE ON STOOLS WITH ARMS




Frame Options	Code	Price
4-Leg Models Only		
Polyethylene Black Glides	GLD19	\$ 23
Swivel Models Only		
Casters - Dual Wheel Black Nylon		
Hard Wheel (set of 4)	CAS31	n/c
Casters - Dual Wheel Black Nylon		
Soft Wheel (set of 4)	CAS64	n/c
Casters - Dual Wheel Two-Tone Nylon		
Hard Wheel (set of 4)	CAS32	n/c
Casters not available on stool models		

Custom Charges	Code	Price
Powder Coat Alternative (per color)	OPA	call
Stain Finish Match (per finish)	OSM	\$ 996



Questions?




800 876 2120

							COM				
							material / fabric grade >				
Description	Model#	Product Wt	Dimensions				2/COM	3	4	5	6
	Apex Base Seat: Upholstered Back: Upholstered	QUX-01	23	Overall Height: 31" Overall Width: 20" Overall Depth: 20½"	Seat Height: 17⅞" Seat Width: 17⅞" Seat Depth: 16"		1158	1237	1313	1391	1469
	Apex Base Seat: Upholstered Back: Wood	QUX-04	23	Overall Height: 31" Overall Width: 20" Overall Depth: 20½"	Seat Height: 17⅞" Seat Width: 17⅞" Seat Depth: 16"		1065	1144	1219	1298	1375
	Apex Base Seat: Wood Back: Wood	QUX-07	23	Overall Height: 31" Overall Width: 20" Overall Depth: 20½"	Seat Height: 17⅞" Seat Width: 17⅞" Seat Depth: 16"						973

To Order, Specify...

- 1 Model Number
- 2 Frame Color
- 3 Wood Finish
- 4 Upholstery Selection
- 5 Frame Options



						material / fabric grade >					
	Description	Model#	Product Wt	Dimensions		2/COM	3	4	5	6	Wood
	Apex Base - Lounge Seat: Upholstered Back: Upholstered	QUXL-01	23	Overall Height: 27¾"	Seat Height: 15¼"	1158	1237	1313	1391	1469	
				Overall Width: 21½"	Seat Width: 20½"						
				Overall Depth: 21"	Seat Depth: 16½"						
	Apex Base - Lounge Seat: Upholstered Back: Wood	QUXL-04	23	Overall Height: 27¾"	Seat Height: 15¼"	1065	1144	1219	1298	1375	
				Overall Width: 21½"	Seat Width: 20½"						
				Overall Depth: 21"	Seat Depth: 16½"						
	Apex Base - Lounge Seat: Wood Back: Wood	QUXL-07	23	Overall Height: 27¾"	Seat Height: 15¼"						973
				Overall Width: 21½"	Seat Width: 20½"						
				Overall Depth: 21"	Seat Depth: 16½"						

COM Yardage
 Refer to page 271.

Finish Options	Price
Chrome	\$ 165
Nickel.....	\$ 223
Powder Coat - Standard	n/c
Powder Coat - Premium.....	\$ 165

Frame Options	Code	Price
Polyethylene Black Glides	GLD19	\$ 23

Custom Charges	Code	Price
Powder Coat Alternative (per color)	OPA	call
Stain Finish Match (per finish)	OSM	\$ 996

Quanta
Swivel Disc Base
Gullwing Arm + Adjustable Height



VERSTEEL

Questions?

800 876 2120

						material / fabric grade >					
Description		Model#	Product Wt	Dimensions (at lowest cylinder height)		2/COM	3	4	5	6	Wood
	Swivel Disc Base Adjustable Height Seat: Upholstered Back: Upholstered Arms: Wood	QUDAH-01	49	Overall Height: 30½"	Seat Height: 17" - 22" Overall Width: 30½" Seat Width: 20½" Overall Depth: 20" Seat Depth: 17"	1763	1860	1956	2053	2150	
	Swivel Disc Base Adjustable Height Seat: Upholstered Back: Wood Arms: Wood	QUDAH-04	49	Overall Height: 30½"	Seat Height: 17" - 22" Overall Width: 30½" Seat Width: 20½" Overall Depth: 20" Seat Depth: 17"	1617	1695	1774	1850	1928	
	Swivel Disc Base Adjustable Height Seat: Fully Upholstered Back: Upholstered	QUDAH-11	49	Overall Height: 30½"	Seat Height: 17" - 22" Overall Width: 30½" Seat Width: 20½" Overall Depth: 20" Seat Depth: 17"	2030	2136	2238	2345	2453	
	Swivel Disc Base Adjustable Height Seat: Fully Upholstered Back: Wood	QUDAH-14	49	Overall Height: 30½"	Seat Height: 17" - 22" Overall Width: 30½" Seat Width: 20½" Overall Depth: 20" Seat Depth: 17"	1889	1971	2056	2142	2225	

COM Yardage
Refer to page 271.

To Order, Specify...

- 1 Model Number
- 2 Frame Color
- 3 Wood Finish
- 4 Upholstery Selection
- 5 Frame Options



						material / fabric grade >					
	Description	Model#	Product Wt	Dimensions		2/COM	3	4	5	6	Wood
	Swivel Disc Base Fixed Height Seat: Upholstered Back: Upholstered Arms: Wood	QUDFH-01	49	Overall Height: 30½" Overall Width: 30½" Overall Depth: 20"	Seat Height: 17" Seat Width: 20½" Seat Depth: 17"	1763	1860	1956	2053	2150	
	Swivel Disc Base Fixed Height Seat: Upholstered Back: Wood Arms: Wood	QUDFH-04	49	Overall Height: 30½" Overall Width: 30½" Overall Depth: 20"	Seat Height: 17" Seat Width: 20½" Seat Depth: 17"	1617	1695	1774	1850	1928	
	Swivel Disc Base Fixed Height Seat: Fully Upholstered Back: Upholstered	QUDFH-11	49	Overall Height: 30½" Overall Width: 30½" Overall Depth: 20"	Seat Height: 17" Seat Width: 20½" Seat Depth: 17"	2030	2136	2238	2345	2453	
	Swivel Disc Base 24" Seat Height Seat: Fully Upholstered Back: Wood	QUDFH-14	49	Overall Height: 30½" Overall Width: 30½" Overall Depth: 20"	Seat Height: 17" Seat Width: 20½" Seat Depth: 17"	1889	1971	2056	2142	2225	

COM Yardage
Refer to page 271.

Finish Options	Price
Chrome	\$ 165
Nickel.....	\$ 223
Powder Coat - Standard	n/c
Powder Coat - Premium.....	\$ 165

Accessories	Code	Price
Chair Trolley.....	ACTQU	\$ 906

Custom Charges	
Powder Coat Alternative (per color)	OPA call
Stain Finish Match (per finish).....	OSM \$ 996



Specifications

Quanta Max is available in 4-leg, sled, swivel, stool and beam with a shell of molded resilient polypropylene resin or quarter cut Ash formed plywood. An upholstered seat pad is available. All models, with the exception of those with wood legs or a tablet, can be ordered with or without arms. A tablet arm is available on the 4-leg and sled base chairs. Stools with a ply shell offer a mid back option.

Features

The 4-leg chairs and stools feature a steel swivel glide with a nickel cap, while the sled base chairs and stools have a polyethylene glide. The swivel chairs and stools feature dual wheel black nylon soft wheel casters. The sled chairs are stackable for compact storage. 4-Leg and sled base guest chairs can be stacked on the floor or on the Quanta Max Chair Trolley. See below for stacking information.

Stacking Information

Floor

- Sled Base 10 (6 if seats are upholstered)
- Guest Chair without casters 10 (6 if seats are upholstered)
- Guest Chair with casters 6 (4 if seats are upholstered)

Trolley

- Sled Base Chair 20 (10 if seats are upholstered)
- Guest Chair with or w/o Casters . . 20 (10 if seats are upholstered)

Quickship Program

Available for select products in the Quanta Max series, see pricing pages.

The Versteel Quickship Program consists of up to 50 tables, 25 tables with modesty panels or 100 chairs in 10 working days from time of order (received by 12pm EST). Orders must be accompanied by final material and finish specifications for order entry. They must be clearly marked "Quickship" and consist of products from the program. Quickship orders cannot be changed or cancelled, and credit approval must be acquired within 24 hours.

For additional information see Versteel.com.

Shipping Schedule

Poly Shell	3-5 WEEKS
Ply Shell	3-5 WEEKS
Quickship Products	10 WORKING DAYS

Contact Versteel Customer Service for special lead time requests.

NOTE CHAIR ORDERS WITH COM UPHOLSTERY WILL BE SCHEDULED UPON RECEIPT OF COM UPHOLSTERY YARDAGE

BIFMA

All Versteel products are constructed to pass the relevant ANSI/BIFMA standards. For more detailed specifications by series and base style, contact Versteel Customer Service at 800.876.2120.

Additional information regarding warranty, terms and conditions, shipping, care and maintenance, etc. can be found in the All Seating price list.

Quanta Max

Chair Frame + Construction

VERSTEEL**Quanta Max Sled or Guest Base
Armless/Arms**

Chair Dimensions

Overall height: 32 7/8"

Overall width w/ arms: 22 3/8"

Overall width w/o arms: 21 7/8"

Overall depth: 20 3/8"

Seat height: 18 1/2"

Seat width: 17 3/8"

Seat depth: 16 1/2"

Arm height w/ armcaps: 25 3/4"

Actual weight: 18 lbs. w/ arms

Actual weight: 17 lbs. w/o arms

**Quanta Max Sled or Guest Base
Armless (Retractable Tablet)**

Chair Dimensions

Overall height: 32 7/8"

Overall width w/ tablet up: 23 1/2" (sled)

Overall width w/ tablet up: 24" (4-leg)

Overall depth w/ tablet up: 28 1/2"

Seat height: 18 1/2"

Seat width: 17 3/8"

Seat depth: 16 1/2"

Arm height: 25 3/4"

Actual weight: 25 lbs.

**Retractable Tablet Dimensions**

Tablet size: 15 3/4" d x 14 3/4" w x 3/8" thick

Tablet is available in black only

**Quanta Max Sled Base
24" Stool**

Armless/Arms

Chair Dimensions

Overall height: 39 1/8" (mid back 36 5/8")

Overall width: 22 3/8"

Overall depth: 20 1/2"

Seat height: 24 3/4"

Seat width: 17 3/8"

Seat depth: 16 1/2"

Arm height w/ armcaps: 32"

Actual weight: 19 lbs. w/ arms

Actual weight: 18 lbs. w/o arms

**Key Description**

- ① 1 1/8" 12 gauge steel tube
- ② base frame 3/8" x 1/2" flat bar with radius corners
- ③ seat shell, molded resilient polypropylene resin or quarter cut ash formed plywood, 7 ply, 1 1/2" thick
- ④ polyethylene glide
- ⑤ steel swivel glide, nickel cap

Quanta Max Sled Base

29" Stool

Armless/Arms

Chair Dimensions
Overall height: 44 1/8" (mid back 41 3/8")
Overall width: 23 3/8"
Overall depth: 21"
Seat height: 29 3/4"
Seat width: 17 3/8"
Seat depth: 16 1/2"
Arm height w/ armcaps: 37 3/16"
Actual weight: 22 lbs. w/ arms
Actual weight: 21 lbs. w/o arms



Quanta Max 4-Leg Base

24" Stool

Armless/Arms

Chair Dimensions
Overall height: 39" (mid back 36 1/4")
Overall width: 22 5/8"
Overall depth: 20 3/4"
Seat height: 24 1/2"
Seat width: 17 3/8"
Seat depth: 16 1/2"
Arm height w/ arms: 31 3/4"
Actual weight: 20 lbs. w/ arms
Actual weight: 19 lbs. w/o arms



Quanta Max 4-Leg Base

29" Stool

Armless/Arms

Chair Dimensions
Overall height: 43 3/4" (mid back 41 1/4")
Overall width: 23"
Overall depth: 21"
Seat height: 30 1/8"
Seat width: 17 3/8"
Seat depth: 16 1/2"
Arm height w/ arms: 36 1/2"
Actual weight: 21 lbs. w/ arms
Actual weight: 20 lbs. w/o arms



Stacking Poly Shell Only (Trolley)

Sled Base Chair 20 (10 if seats are upholstered)
Guest Chair with or without casters 20 (10 if seats are upholstered)

Stacking Poly Shell Only (Floor)

Sled Base Chair 10 (6 if seats are upholstered)
Guest Chair without casters 10 (6 if seats are upholstered)
Guest Chair with casters 6 (4 if seats are upholstered)

Chairs with tablets do not stack

Quanta Max Wood Guest Base
Armless

Chair Dimensions
Overall height: 31¹⁵/₁₆"
Overall width: 20³/₁₆"
Overall depth: 20"
Seat height: 18¹/₂"
Seat width: 17³/₈"
Seat depth: 16"
Actual weight: 15 lbs.



Quanta Max Swivel Base
Armless/Arms

Chair Dimensions
Overall height: 30¹/₂"
Overall width w/ armcaps: 27"
Overall width w/o arms: 22¹/₄"
Overall depth: 20"
Seat height: 17¹/₂" - 22¹/₂"
Seat width: 17³/₈"
Seat depth: 16¹/₂"
Actual weight w/ arms: 24 lbs.
Actual weight w/o arms: 23 lbs.



Quanta Max Swivel Base Stool
Armless/Arms

Stool Dimensions
Overall height: 46¹/₂" (mid back 43¹/₂"
(at highest cylinder height)
Overall width: 23³/₈"
Overall depth: 23"
Seat height: 23¹/₂" - 33¹/₂"
Seat width: 17³/₈"
Seat depth: 16¹/₂"
Arm height w/ armcaps: 41³/₁₆"
(at highest cylinder height)
Cylinder height adjustment range: 10"
Actual weight: 26 lbs. w/ arms
Actual weight: 25 lbs. w/o arms



Guest	
Key	Description
1	chair frame, 14 gauge support rail
2	legs, solid ash
3	seat shell, molded resilient polypropylene resin or quarter cut ash formed plywood, 7 ply, 1/2" thick
4	nylon glide

Swivel	
Key	Description
1	0.075" PVC armcap or 0.25" solid ash wood armcap
2	seat shell, molded resilient polypropylene resin or quarter cut ash formed plywood, 7 ply, 1/2" thick
3	die cast aluminum 5-star base
4	dual wheel black nylon soft wheel casters
5	1 1/8" 12 gauge steel tube

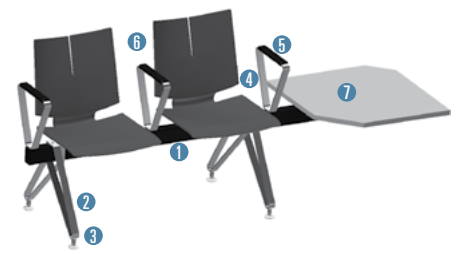
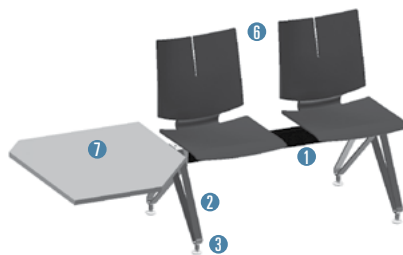
**Quanta Max 4-Leg Base
2 Seat Armless/Arms**

Chair Dimensions
Overall height: 33"
Overall width w/ armcaps: 49"
Overall width w/o arms: 42"
Overall depth: 20 3/4"
Seat height: 18 1/2"
Seat width: 17 3/8"
Seat depth: 16 1/2"
Arm height w/ armcaps: 26 3/4"
Actual weight: 71 lbs. w/ arms
Actual weight: 58 lbs. w/o arms



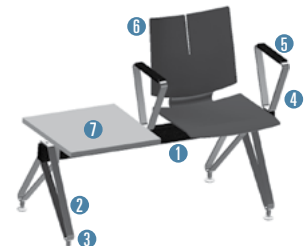
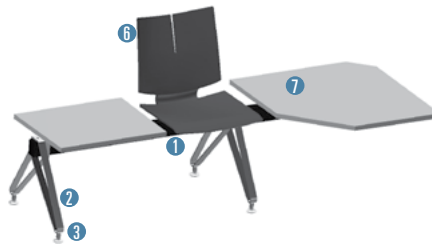
**Quanta Max 4-Leg Base
2 Seat Armless/Arms
with Corner Table**

Chair Dimensions
Overall height: 33"
Overall width w/ armcaps: 75"
Overall width w/o arms: 71"
Overall depth: 20 3/4"
Seat height: 18 1/2"
Seat width: 17 3/8"
Seat depth: 16 1/2"
Arm height w/ armcaps: 26 3/4"
Table width w/ arms: 29"
Table width w/o arms: 26"
Table length w/ arms: 39"
Table length w/o arms: 34"
Actual chair weight: 98 lbs. w/ arms
Actual chair weight: 90 lbs. w/o arms
Actual table weight: 22 lbs. w/ arms
Actual table weight: 18 lbs. w/o arms



**Quanta Max 4-Leg Base
1 Seat/1 Top Armless/Arms
with/without Corner Table**

Chair Dimensions
Overall height: 33"
Overall width w/ armcaps: 45"
Overall width w/o arms w/ corner table: 71"
Overall depth: 20 3/4"
Seat height: 18 1/2"
Seat width: 17 3/8"
Seat depth: 16 1/2"
Arm height w/ armcaps: 26 3/4"
Table width w/ arms: 29"
Table width w/o arms: 26"
Table length w/ arms: 39"
Table length w/o arms: 34"
Actual chair weight: 65 lbs. w/ arms
Actual chair weight: 88 lbs. w/o arms w/ corner table
Actual table weight: 22 lbs. w/ arms
Actual table weight: 18 lbs. w/o arms



Key	Description
1	beam frame, 3" x 2" x 3/16" steel tube
2	beam leg, 1/2" x 1/4" solid steel
3	dome swivel glide, nickel cap, nylon base
4	beam arm, 1/2" x 1/4" solid steel

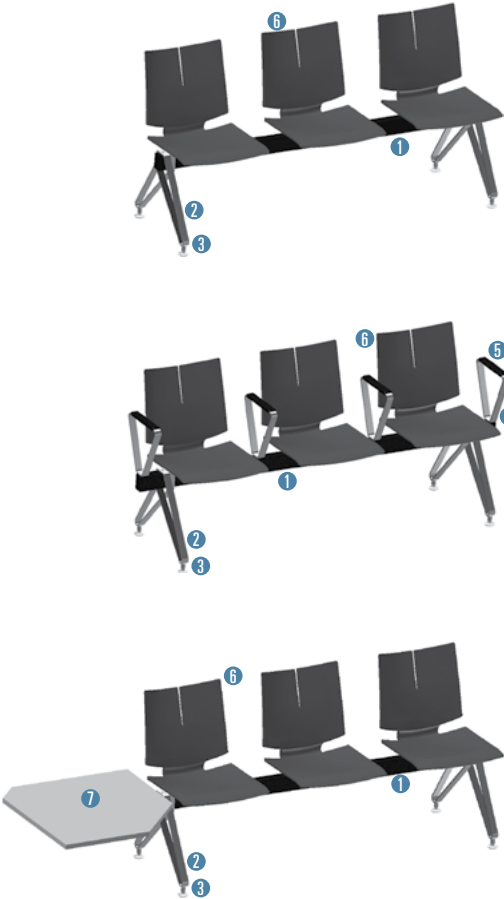
Key	Description
5	arm cap, urethane
6	seat shell, molded resilient polypropylene resin
7	table top surface, 7/8" particle board
8	upholstered seat, molded liner with 1/2" thick, 2 lb. density foam

Note

For layouts that include corner tables, the beam model numbers making the corner layout have to be identical to support the correct corner table. Either both end seats on the corner have to be armless or both have to have arms. Arm and armless seats cannot be mixed and matched on corner table applications.

Quanta Max 4-Leg Base
3 Seat Armless/Arms
with/without Corner Table

- Chair Dimensions
- Overall height: 33"
 - Overall width w/ armcaps: 72½"
 - Overall width w/o arms: 65"
 - Overall width w/o arms w/ corner table: 94½"
 - Overall depth: 20¾"
 - Seat height: 18½"
 - Seat width: 17¾"
 - Seat depth: 16½"
 - Arm height w/ armcaps: 26¾"
 - Table width w/ arms: 29"
 - Table width w/o arms: 26"
 - Table length w/ arms: 39"
 - Table length w/o arms: 34"
 - Actual weight: 96 lbs. w/ arms
 - Actual weight: 80 lbs. w/o arms
 - Actual weight: 113 lbs. w/o arms w/ corner table
 - Actual table weight: 22 lbs. w/ arms
 - Actual table weight: 18 lbs. w/o arms



Key	Description
1	beam frame, 3" x 2" x 3/16" steel tube
2	beam leg, 1/4" x 1/4" solid steel
3	dome swivel glide, nickel cap, nylon base
4	beam arm, 1/4" x 1/4" solid steel

Key	Description
5	arm cap, urethane
6	seat shell, molded resilient polypropylene resin
7	table top surface, 7/8" particle board
8	upholstered seat, molded liner with 1/2" thick, 2 lb. density foam

Note
For layouts that include corner tables, the beam model numbers making the corner layout have to be identical to support the correct corner table. Either both end seats on the corner have to be armless or both have to have arms. Arm and armless seats cannot be mixed and matched on corner table applications.

**Quanta Max 4-Leg Base
2 Seat/1 Top Armless/Arms
with/without Corner Table**

Chair Dimensions

Overall height: 33"

Overall width w/ armcaps: 72½"

Overall width w/o arms: 65"

Overall width w/o arms w/ corner table: 94½"

Overall depth: 20¾"

Seat height: 18½"

Seat width: 17¾"

Seat depth: 16½"

Arm height w/ armcaps: 26"

Table width w/ arms: 29"

Table width w/o arms: 26"

Table length w/ arms: 39"

Table length w/o arms: 34"

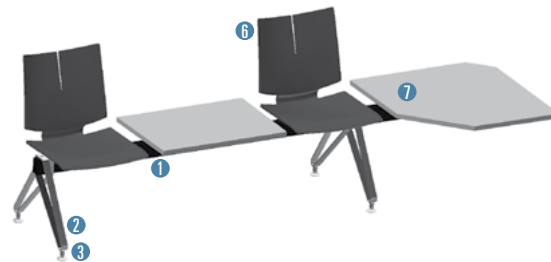
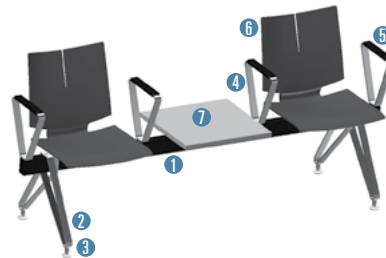
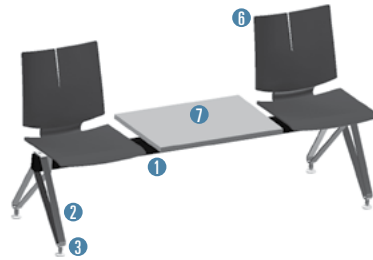
Actual weight: 95 lbs. w/ arms

Actual weight: 80 lbs. w/o arms

Actual weight: 113 lbs. w/o arms w/ corner table

Actual table weight: 22 lbs. w/ arms

Actual table weight: 18 lbs. w/o arms



Standard Versteel Upholstery

Standard Versteel Upholstery offers a range of materials, from fabrics in a variety of colors and textures to vinyls for soil resistance. Please refer to Versteel's fabric cards or the "Materials + Finishes" section of our website for information.

Grade-In Upholstery

Versteel has coordinated with upholstery manufacturers to simplify your order process. Many of the manufacturers' offerings have been pre-approved for application on Versteel Seating.

Contact Versteel Customer Service with your selected fabric choice to be graded in. You will be supplied with the appropriate grade-in designator. On your purchase order, complete the information with the pattern name, color description and grade-in designator, and Versteel will take it from there.

Customer's Own Material

Customer's Own Materials (COM's) are not an issue on Quanta Max. Many COM's are pre-approved for application on Versteel Seating. Call Versteel Customer Service with your COM selection to determine if it has been pre-approved. If your selection has not been pre-approved, reference the "Receiving COM Approval" section below.

Receiving COM Approval

Not all materials are suitable for upholstery on Quanta Max. A 12" x 12" memo sample must be supplied for approval before a COM material is accepted for an order. If the material is directional in pattern or weave, the pattern repeat (in inches) in both directions or the weave direction must be supplied.

Excess COM

Versteel will not store excess COM for more than 30 days after the order has been completed. If excess material is to be returned after order completion, send the request to Versteel Customer Service prior to acknowledged ship date. It is the customer's responsibility to arrange for the return of the material "freight collect."

COM Requiring Application Test

If an application test is required for your selected COM, send test sample material along with the following.

1. Name and return address
2. Model selected
3. Sketch showing special requirements for the positioning of the materials' pattern on the seat and ledge, if special considerations are required.

NOTE ALL UPHOLSTERIES ARE CUT UP THE ROLL TO MAXIMIZE YIELD AND WEAR PERFORMANCE

Ship COM to:

Versteel

2332 Cathy Lane

Jasper, IN 47546

COM must be shipped to the factory with transportation costs "prepaid." If material is considered defective or unusable, it will be returned "transportation collect."

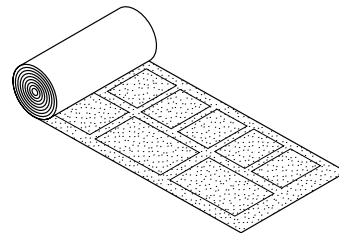
For standard lead time orders, tag fabric with purchase order number and identify with project number if possible.

Application of Directional Fabrics

Due to the upholstering process, some fabrics not considered directional by the supplier may be considered directional by Versteel.

All COM's are cut "up the roll" unless otherwise directed by the customer (see illustration below).

EXAMPLE PATTERN CUT UP THE ROLL



If special cutting or upholstery application is required, you must indicate requirement at time of order entry.

Quanta Max COM Yardage Requirements

COM yardage requirements are calculated for chairs and stools based on a material width of 54" and a repeat of 2" or less. For material less than 54" wide, contact Versteel for yardage requirements. Use the chart below as a guide to calculate your COM yardage. For quantities greater than 20 chairs or stools, contact Versteel Customer Service for calculation of COM yardage by model.

Quantity of Chairs	1	2	3	4	5	6	7	8	9	10	11	12	13	14	15	16	17	18	19	20
Quanta Max																				
Upholstered Seat Only	1.0	1.5	1.5	2.0	2.5	2.5	3.5	3.5	4.0	4.0	4.5	4.5	5.0	5.5	5.5	6.0	6.5	6.5	7.0	7.5

Patterned COM Additional Yardage Guide

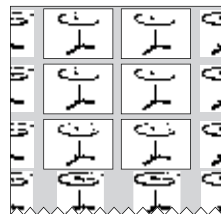
Use the guide below to aid in ordering the appropriate COM fabric when needing to match a pattern with a repeat. To use this guide, add the vertical and horizontal repeats together (e.g. a 5" vertical repeat plus an 11" horizontal repeat gives a 16" total). Then find the appropriate entry on the chart, and increase the yardage estimate by the percentage indicated.

For example: The yardage estimate is 8 yards of 54" wide fabric and the pattern has a repeat of 11" horizontal and 5" vertical. Add up the repeats (11" + 5" = 16") and find the appropriate entry - 15% in this example. Fifteen percent more fabric is required to match the pattern. 8 yards plus an extra 15% is 9.2 yards.

Fabric Width	Plain Fabric	3" - 14" Repeat	15" - 19" Repeat	20" - 27" Repeat	28" - 36" Repeat	37" - 45" Repeat	46" - 54" Repeat
54"	0%	10%	15%	20%	25%	30%	35%
50" - 52"	10%	20%	25%	30%	35%	40%	45%

Decorative Patterns

Yardage requirements are greatly affected by the size of the repeat and the print or pattern of the material. Versteel cuts all seating patterns with aesthetic concerns in mind for high quality and consistency. Refer to the COM listing for the yardage required for pattern repeat.



To Order, Specify...

- 1 Model Number
- 2 Shell Color/Finish
- 3 Frame Color
- 4 Swivel Base Color
- 5 Wood Leg Finish
- 6 Upholstery Selection
- 7 Frame Options

model number		finish selections			options
QUHDSA-06		YCOB	PALY	VVA Calico	----
model number		shell color	frame color	upholstery selection	chair frame options

A QUHDSA-06 is a Quanta Max series, sled base chair with arms, upholstered seat, poly back and poly armcaps.

The codes YCOB / PALY / VVA Calico specify a Cobalt poly shell with an Alloy frame and Grade 3 Vanguard CV Calico upholstery.

Model Number QUHDSA-06



Orders may be sent via

Mailing Address

Versteel
2332 Cathy Lane
Jasper IN 47546

Contact Versteel

Email contact@versteel.com
Phone 800 876 2120
812 634 2120

Quanta Max Seats, Backs & Shells

Ply shells are molded multi-ply maple core with with quarter-cut reconstituted Ash veneer. Poly shells are molded with resilient, flexible polypropylene resins with a satin textured surface.

Quanta Max Poly Shell Colors

CanaryYCAN	PapayaYPAP
CobaltYCOB	QuarryYQUA
LimeYLIM	SalsaYSAL
Near BlackYNBL	SnowYSNO
OysterYOYS		

Wood Finish

Versteel uses a post-catalyst varnish NDF topcoat that meets AWI (Architectural Woodwork Institute) TR6 performance standards.

Quanta Max Wood Finishes

BeachWBEA	Java CherryWJAC
Blossom CherryWBLC	Millwork CherryWMWC
Brighton WalnutWBRW	Natural WalnutWENW
Caramel MapleWCMM	(European Walnut)	
ChestnutWCHE	PebbleWPEB
Cordovan CherryWCNC	SeasideWSEA
DriftWDRI	Solar MapleWSLM
Espresso WalnutWESW	Sugar MapleWSUM
FawnWFAW	Terra CottaWTEC
FogWFOG	WhisperWWHI
ForestWFOR	Stain Finish MatchOSM
Golden CherryWGNC		

Studio Steel®

Versteel's "urban fabrication" process leaves the telltale signs of welding and assembly on the surface, highlighting a manufacturing aesthetic. Choosing a clear or transparent powder coat is recommended, allowing tonal striations (created as a result of extreme heat), natural textures, and the inherent qualities of raw steel to show through.

Studio Steel Process \$165

Powder Coat Finishes

All powder coat finishes in the Versteel offering have been formulated with the use of epoxy, polyester or epoxy and polyester blends to maximize the finish durability.

Powder Coat Finish Options

Powder Coat – Standardn/c
Powder Coat – Premium	\$165

Quanta Max Powder Coat Colors

AlloyPALY	MintPMNT
AmethystPAME	NavyPNAV
AnthracitePANT	NimbusPNIM
Black AnodizedPBLA	NutmegPNUT
BronzePBRO	⬢ PacificPPAC
CalypsoPCAL	PearlPPEA
CarbonPCAR	PebblePPEB
ChampagnePCHA	⬢ PlatinumPPLA
CoconutPCOC	PoppyPPOP
⬢ CopperPCOP	⬢ RavenPRAV
CrimsonPCRI	RoyalPROY
⬢ CrystalPCRY	SeasidePSEA
DaffodilPDAF	ShipyardPSHI
EbonyPEBO	SilverPSIL
ForestPFOR	SnowPSNO
FossilPFOS	StonePSTO
⬢ GarnetPGAR	StormPSTM
⬢ GoldPGOL	Terra CottaPTEC
GraphitePGRA	WhisperPWHI
⬢ HopePHOP	White LinenPWHL
Kelly GreenPKEG	Powder Coat AlternativeOPA
⬢ MattePMAT		
MicaPMIC		

Transparent Powder Coats (indicated by ⬢)

Please note that the transparent characteristics of these powders allow all natural welds and textures inherent to raw steel to be visible.

Premium Powder Coats (indicated by ⬢)

Versteel's premium process uses specially formulated powder coats for a truly unique color palette.

Plated

Versteel offers two plated options: Chrome and Nickel. Chrome is our most durable finish available and is a deep luster chrome plated finish. Nickel is a plated finish with a clear coat applied for durability. An upcharge applies for plated finishes. See product pricing pages for upcharge.

ChromeECHR
NickelENKL

Finish Reference & Samples

For finish color reference, please refer to our website. Contact Versteel Customer Service to receive actual color samples for color matches and final color approval.

Powder Coat Alternative**Call for quotation**

Specify code **OPA** (Powder Coat Alternative), add cost from Versteel quotation

Powder Coat Alternative is available from Versteel. The entire RAL color reference along with hundreds of other color and finishes are available.

For Powder Coat Alternative matching, you must supply a color reference sample, or an RAL number. Versteel will review the sample for possible existing colors available and send a sample for customer approval. If no color match exists a custom match can be developed. Call Versteel Customer Service for associated upcharges on custom color development.

NOTE CUSTOM COLOR MATCHING APPROVALS MAY AFFECT STANDARD PRODUCTION SCHEDULES

Poly Shell Alternative**Call for quotation**

Specify code **OPS** (Poly Shell Alternative), add cost from Versteel quotation

For Poly Shell Alternative, you must supply a color reference sample. Versteel will review the sample for possible existing colors available and send a sample for customer approval. If no color match exists, a custom match can be developed. Minimum order quantities exist for alternative colors. Call Versteel Customer Service for minimums and associated upcharges on Poly Shell Alternatives.

NOTE CUSTOM COLOR MATCHING APPROVALS MAY AFFECT STANDARD PRODUCTION SCHEDULES

Special Laminate**Call for quotation**

Specify code **TSP** (Special Laminate), indicate the quoted charges per table

Special laminates and patterns can be specified as an option. To specify, contact Versteel for availability and pricing.

NOTE LAMINATES IN STANDARD COLORS AND TEXTURES FROM FORMICA, NEVAMAR, PIONITE AND WILSONART ARE STANDARD

CAUTION LAMINATE MANUFACTURERS CHANGE STANDARD OFFERINGS FREQUENTLY, AND IT IS POSSIBLE THAT A STANDARD PRODUCT CAN BECOME UNAVAILABLE. VERSTEEL CANNOT BE RESPONSIBLE FOR ANY INCONVENIENCE THIS MAY CAUSE.

Custom PVC Color Match**Call for quotation / one time charge per color, per order**

Specify code **OCF** (Custom PVC Color Match), add cost from Versteel quotation

PVC Color Match can be the selection of a color that is available from a Versteel supplier or a new custom color developed for the order. Minimum footage requirements mean that the amount of material needed for your order will effect the cost.

For PVC Color Matching you must supply a color reference sample. Versteel will review the sample for possible existing colors available and send a sample for customer approval. If no color match exists, a custom match will be developed and sampled for customer approval before a production schedule is established.

NOTE CUSTOM COLOR MATCHING APPROVALS MAY AFFECT STANDARD PRODUCTION SCHEDULES

Stain Finish Match**\$996 / one time charge per finish, per order**

Specify code **OSM** (Stain Finish Match), add \$996.00 list per finish, per order

Alternative Stain Finishes are available for veneer and wood edged tops.

For Stain Finish Matching you must supply two 4" x 4" finish color and grain reference samples. An expertly finish matched sample will be provided for customer approval.

NOTE CUSTOM COLOR MATCHING APPROVALS MAY AFFECT STANDARD PRODUCTION SCHEDULES

Veneer or Wood Edge Alternatives

For veneer or wood edge requirements other than our standard plain sliced Ash, Cherry, Maple or Walnut, contact Versteel Customer Service with the specifications of the materials you would like to specify.

NOTE VENEER OR WOOD EDGE ALTERNATIVES APPROVAL MAY AFFECT STANDARD PRODUCTION SCHEDULES

Wood Finish Alternatives

Versteel finish has a natural grain fill level finish appearance, contact Versteel Customer Service for alternative fill levels. Coarse grain will require additional application steps for a full-fill grain appearance and will require a quote.

NOTE WOOD FINISH ALTERNATIVE APPROVAL MAY AFFECT STANDARD PRODUCTION SCHEDULES

Hard Surface Glides - Nylon (set of 4)

\$23 / chair or stool

Specify code **GLD30** (Hard Surface Glides - Nylon), add \$23 list per chair or stool.



Glide surface is nylon and designed for use on hard surface flooring. See individual product pages for availability and ordering code.

Hard Surface Glides - Felt (set of 4)

\$23 / chair or stool

Specify code **GLD31** (Hard Surface Glides - Felt), add \$23 list per chair or stool.



Glide surface is felt and designed for use on hard surface flooring. See individual product pages for availability and ordering code.

Felt Hard Surface Replacement Caps (set of 4)

\$23 / chair or stool

Specify code **ABGFRC** (Felt Hard Surface Replacement Caps), add \$23 list per chair or stool

Felt replacement caps for felt hard surface glides.

Accessory Glide Replacement Tool

\$26 / tool

Specify code **AGRT** (Accessory Glide Replacement Tool), add \$26 list per tool

Use to remove worn felt hard surface glide caps.

Casters - Non-Locking Dual Wheel Black Nylon Hard Wheel (Set of 4)

\$171 / chair

Specify code **CAS63** (Casters - Dual Wheel Black Nylon Hard Wheel), add \$171 list per 4-leg chair.

Black non-locking dual wheel, 2" diameter hard wheel casters may be specified on the 4-leg guest chair. Please refer to the individual pricing pages for availability. Caster option must be specified at the time of the order and does not change the chair seat height.

Casters - Non-Locking Dual Wheel Black Nylon Soft Wheel (Set of 4)

\$171 / chair

Specify code **CAS59** (Casters - Dual Wheel Black Nylon soft Wheel), add \$171 list per 4-leg chair.

Black non-locking dual wheel, 2" diameter soft wheel casters may be specified on the 4-leg guest chair. Please refer to the individual pricing pages for availability. Caster option must be specified at the time of the order and does not change the chair seat height.

Chair Link - Quanta Max

\$32 / chair

Specify code **ACLHD** (Chair Link - Quanta Max) add \$32 list per chair

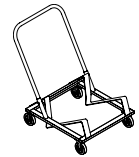


Link will ship installed on chair when specified on order.

Chair Trolley - Quanta Max

\$906 / each

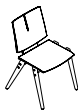
Specify code **ACTHD** (Chair Trolley - Quanta Max), add \$906 list each



STACKING INFORMATION - QUANTA MAX

QUANTA MAX SLED
BASE CHAIRS STACK 20 HIGH ON THE TROLLEY (10 IF SEATS ARE UPHOLSTERED) AND 10 HIGH ON THE FLOOR (6 IF SEATS ARE UPHOLSTERED). 4-LEG GUEST CHAIRS (WITH OR WITHOUT CASTERS) STACK 20 HIGH ON THE TROLLEY (10 IF SEATS ARE UPHOLSTERED). GUEST CHAIRS WITHOUT CASTERS STACK 10 HIGH ON THE FLOOR (6 IF SEATS ARE UPHOLSTERED). GUEST CHAIRS WITH CASTERS STACK 6 HIGH ON THE FLOOR (4 IF SEATS ARE UPHOLSTERED).



Quanta Max
4-Leg Wood Base
Poly Shell



VERSTEEL

Questions?

800 876 2120



material / fabric grade >						Poly	2/COM	3	4	5	6
Description	Model#	Product Wt	Dimensions								
 4-Leg Base Armless Shell: Poly	QUHDWDL-07	19	Overall Height: 31 ⁵ / ₁₆ "	Overall Width: 20 ³ / ₁₆ "	Overall Depth: 20 ³ / ₁₆ "	690					
 4-Leg Base Armless Shell: Poly Seat: Upholstered Pad	QUHDWDL-04	19	Overall Height: 31 ⁵ / ₁₆ "	Overall Width: 20 ³ / ₁₆ "	Overall Depth: 20 ³ / ₁₆ "		830	871	913	953	996

COM Yardage
Refer to page 295..

To Order, Specify...

- 1 Model Number
- 2 Shell Color/Finish
- 3 Frame Color
- 4 Upholstery Selection
- 5 Frame Options

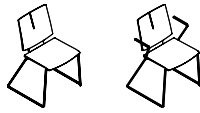


material / fabric grade >						Ply	2/COM	3	4	5	6
Description	Model#	Product Wt	Dimensions								
 4-Leg Base Armless Shell: Ply	QUPYWDL-07	15	Overall Height: 31 ¹⁵ / ₁₆ " Overall Width: 20 ⁹ / ₁₆ " Overall Depth: 20 ³ / ₄ " Seat Height: 18 ¹ / ₂ " Seat Width: 17 ⁵ / ₈ " Seat Depth: 16"								
 4-Leg Base Armless Shell: Ply Seat: Upholstered Pad	QUPYWDL-04	15	Overall Height: 31 ¹⁵ / ₁₆ " Overall Width: 20 ⁹ / ₁₆ " Overall Depth: 20 ³ / ₄ " Seat Height: 18 ¹ / ₂ " Seat Width: 17 ⁵ / ₈ " Seat Depth: 16"		886	976	1064	1154	1242		

COM Yardage
 Refer to page 295.





Finish Options	Price
Powder Coat - Standard	n/c
Powder Coat - Premium.....	\$ 165

Custom Charges	Code	Price
Powder Coat Alternative (per color)	OPA	call
Poly Shell Alternative (per color)	OPS	call
Stain Finish Match (per finish)	OSM	\$ 996

Quanta MaxSled Chair
Poly Shell**VERSTEEL****Questions?**

800 876 2120

material / fabric grade >

	Description	Model#	Product Wt	Dimensions	Poly	2/COM	3	4	5	6
	Sled Base Armless Shell: Poly	QUHDS-07	16	Overall Height: 32¾" Overall Width: 21¼" Overall Depth: 20¼"	Seat Height: 18½" Seat Width: 17¼" Seat Depth: 16½"	422				
	Sled Base Arms Shell: Poly Armcaps: Poly	QUHDSA-08	18	Overall Height: 32¾" Overall Width: 22¼" Overall Depth: 20¼"	Seat Height: 18½" Seat Width: 17¼" Seat Depth: 16½" Arm Height: 25¼"	477				
	Sled Base Armless Shell: Poly Seat: Upholstered Pad	QUHDS-04	16	Overall Height: 32¾" Overall Width: 21¼" Overall Depth: 20¼"	Seat Height: 18½" Seat Width: 17¼" Seat Depth: 16½"		512	601	689	777 867
	Sled Base Arms Shell: Poly Seat: Upholstered Pad Armcaps: Poly	QUHDSA-06	18	Overall Height: 32¾" Overall Width: 22¼" Overall Depth: 20¼"	Seat Height: 18½" Seat Width: 17¼" Seat Depth: 16½" Arm Height: 25¼"		565	656	744	835 921

Stacking

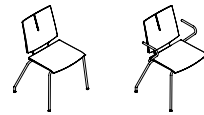
Refer to page 286.

COM Yardage





Refer to page 295.

To Order, Specify...

- ① Model Number
- ② Shell Color/Finish
- ③ Frame Color
- ④ Upholstery Selection
- ⑤ Frame Options



QS Quickship Program Product

						material / fabric grade >					
	Description	Model#	Product Wt	Dimensions		Poly	2/COM	3	4	5	6
	4-Leg Base Armless Shell: Poly	QUHDL-07	QS 16	Overall Height: 32½" Overall Width: 21½" Overall Depth: 20½"	Seat Height: 18½" Seat Width: 17½" Seat Depth: 16½"	422					
	4-Leg Base Arms Shell: Poly Armcaps: None	QUHDLA-08	QS 18	Overall Height: 32½" Overall Width: 22½" Overall Depth: 20½"	Seat Height: 18½" Seat Width: 17½" Seat Depth: 16½" Arm Height: 25½"	477					
	4-Leg Base Armless Shell: Poly Seat: Upholstered Pad	QUHDL-04	QS 16	Overall Height: 32½" Overall Width: 21½" Overall Depth: 20½"	Seat Height: 18½" Seat Width: 17½" Seat Depth: 16½"		512	601	689	777	867
	4-Leg Base Arms Shell: Poly Seat: Upholstered Pad Armcaps: None	QUHDLA-06	QS 18	Overall Height: 32½" Overall Width: 22½" Overall Depth: 20½"	Seat Height: 18½" Seat Width: 17½" Seat Depth: 16½" Arm Height: 25½"		565	656	744	835	921

Stacking
Refer to page 286.

COM Yardage
Refer to page 295.


Finish Options	Price
Chrome	\$ 165
Nickel.....	\$ 223
Powder Coat - Standard	n/c
Powder Coat - Premium.....	\$ 165

Frame Options	Code	Price
Hard Surface Glides - Nylon (set of 4).....	GLD30	\$ 23
Hard Surface Glides - Felt (set of 4)	GLD31	\$ 23
Casters - Dual Wheel Black Nylon		
Hard Wheel (set of 4).....	CAS63	\$ 171
Casters - Dual Wheel Black Nylon		
Soft Wheel (set of 4).....	CAS59	\$ 171

Accessories	Code	Price
Chair Trolley.....	ACTHD	\$ 906

Custom Charges		
Powder Coat Alternative (per color)	OPA	call
Poly Shell Alternative (per color)	OPS	call





Quanta Max
Sled Chair
Ply Shell



VERSTEEL

Questions?

800 876 2120


						material / fabric grade >					
	Description	Model#	Product Wt	Dimensions		Ply	2/COM	3	4	5	6
	Sled Base Armless Shell: Ply	QUPYS-07	16	Overall Height: 32¾"	Seat Height: 18½"	656					
				Overall Width: 21¾"	Seat Width: 17¾"						
				Overall Depth: 20¾"	Seat Depth: 16½"						
	Sled Base Arms Shell: Ply Armcaps: Wood	QUPYSA-08	18	Overall Height: 32¾"	Seat Height: 18½"	837					
				Overall Width: 22¾"	Seat Width: 17¾"						
				Overall Depth: 20¾"	Seat Depth: 16½"						
				Arm Height: 25¾"							
	Sled Base Armless Shell: Ply Seat: Upholstered Pad	QUPYS-04	16	Overall Height: 32¾"	Seat Height: 18½"		746	835	921	1012	1101
				Overall Width: 21¾"	Seat Width: 17¾"						
				Overall Depth: 20¾"	Seat Depth: 16½"						
	Sled Base Arms Shell: Ply Seat: Upholstered Pad Armcaps: Wood	QUPYSA-06	18	Overall Height: 32¾"	Seat Height: 18½"		926	1016	1035	1192	1281
				Overall Width: 22¾"	Seat Width: 17¾"						
				Overall Depth: 20¾"	Seat Depth: 16½"						
				Arm Height: 25¾"							





Stacking
Refer to page 286.

COM Yardage
Refer to page 295.

To Order, Specify...

- ① Model Number
- ② Shell Color/Finish
- ③ Frame Color
- ④ Upholstery Selection
- ⑤ Frame Options



material / fabric grade >						Ply	2/COM	3	4	5	6
Description	Model#	Product Wt	Dimensions								
 4-Leg Base Armless Shell: Ply	QUPYL-07	16	Overall Height: 32½" Overall Width: 21½" Overall Depth: 20½" Seat Height: 18½" Seat Width: 17½" Seat Depth: 16½"	656							
 4-Leg Base Arms Shell: Ply Armcaps: None	QUPYLA-08	18	Overall Height: 32½" Overall Width: 22½" Overall Depth: 20½" Seat Height: 18½" Seat Width: 17½" Seat Depth: 16½" Arm Height: 25½"	837							
 4-Leg Base Armless Shell: Ply Seat: Upholstered Pad	QUPYL-04	16	Overall Height: 32½" Overall Width: 21½" Overall Depth: 20½" Seat Height: 18½" Seat Width: 17½" Seat Depth: 16½"		746	835	921	1012	1101		
 4-Leg Base Arms Shell: Ply Seat: Upholstered Pad Armcaps: None	QUPYLA-06	18	Overall Height: 32½" Overall Width: 22½" Overall Depth: 20½" Seat Height: 18½" Seat Width: 17½" Seat Depth: 16½" Arm Height: 25½"		926	1016	1035	1192	1281		

Stacking
Refer to page 286.

COM Yardage
Refer to page 295.

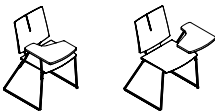
Finish Options	Price
Chrome	\$ 165
Nickel.....	\$ 223
Powder Coat - Standard	n/c
Powder Coat - Premium.....	\$ 165

Frame Options	Code	Price
Hard Surface Glides - Nylon (set of 4).....	GLD30	\$ 23
Hard Surface Glides - Felt (set of 4)	GLD31	\$ 23
Casters - Dual Wheel Black Nylon		
Hard Wheel (set of 4).....	CAS63	\$ 171
Casters - Dual Wheel Black Nylon		
Soft Wheel (set of 4).....	CAS59	\$ 171

Accessories	Code	Price
Chair Trolley.....	ACTHD	\$ 906

Custom Charges		
Powder Coat Alternative (per color)	OPA	call
Stain Finish Match (per finish).....	OSM	\$ 996


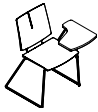


Quanta Max
Sled Chair Retractable Tablet Arm
Poly Shell



VERSTEEL

Questions?

800 876 2120

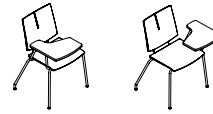
						material / fabric grade >					
Description		Model#	Product Wt	Dimensions		Poly	2/COM	3	4	5	6
	Sled Base Tablet Right Shell: Poly	QUHDS-07RTBR	25	Overall Height: 32 $\frac{1}{2}$ " Overall Width: 23 $\frac{1}{2}$ " Overall Depth: 28 $\frac{1}{2}$ "	Seat Height: 18 $\frac{1}{2}$ " Seat Width: 17 $\frac{1}{2}$ " Seat Depth: 16 $\frac{1}{2}$ " Arm Height: 25 $\frac{3}{4}$ "	663					
	Sled Base Tablet Left Shell: Poly	QUHDS-07RTBL	25	Overall Height: 32 $\frac{1}{2}$ " Overall Width: 23 $\frac{1}{2}$ " Overall Depth: 28 $\frac{1}{2}$ "	Seat Height: 18 $\frac{1}{2}$ " Seat Width: 17 $\frac{1}{2}$ " Seat Depth: 16 $\frac{1}{2}$ " Arm Height: 25 $\frac{3}{4}$ "	663					
	Sled Base Tablet Right Shell: Poly Seat: Upholstered Pad	QUHDS-04RTBR	25	Overall Height: 32 $\frac{1}{2}$ " Overall Width: 23 $\frac{1}{2}$ " Overall Depth: 28 $\frac{1}{2}$ "	Seat Height: 18 $\frac{1}{2}$ " Seat Width: 17 $\frac{1}{2}$ " Seat Depth: 16 $\frac{1}{2}$ " Arm Height: 25 $\frac{3}{4}$ "		753	843	931	1021	1106
	Sled Base Tablet Left Shell: Poly Seat: Upholstered Pad	QUHDS-04RTBL	25	Overall Height: 32 $\frac{1}{2}$ " Overall Width: 23 $\frac{1}{2}$ " Overall Depth: 28 $\frac{1}{2}$ "	Seat Height: 18 $\frac{1}{2}$ " Seat Width: 17 $\frac{1}{2}$ " Seat Depth: 16 $\frac{1}{2}$ " Arm Height: 25 $\frac{3}{4}$ "		753	843	931	1021	1106

Tablet Dimensions
15 $\frac{1}{2}$ "d x 14 $\frac{3}{4}$ "w x $\frac{3}{4}$ " thick
Tablet is available in black only.

Tablet Material
% Black Europly with a Black painted edge.

COM Yardage
Refer to page 295.

- To Order, Specify...**
- ① Model Number
 - ② Shell Color/Finish
 - ③ Frame Color
 - ④ Upholstery Selection
 - ⑤ Frame Options



	Description	Model#	Product Wt	Dimensions	material / fabric grade >	Poly	2/COM	3	4	5	6
	4-Leg Base Tablet Right Shell: Poly	QUHDL-07RTBR	25	Overall Height: 32½" Overall Width: 24" Overall Depth: 28½" Seat Height: 18½" Seat Width: 17½" Seat Depth: 16½" Arm Height: 25¾"		663					
	4-Leg Base Tablet Left Shell: Poly	QUHDL-07RTBL	25	Overall Height: 32½" Overall Width: 24" Overall Depth: 28½" Seat Height: 18½" Seat Width: 17½" Seat Depth: 16½" Arm Height: 25¾"		663					
	4-Leg Base Tablet Right Shell: Poly Seat: Upholstered Pad	QUHDL-04RTBR	25	Overall Height: 32½" Overall Width: 24" Overall Depth: 28½" Seat Height: 18½" Seat Width: 17½" Seat Depth: 16½" Arm Height: 25¾"			753	843	931	1021	1106
	4-Leg Base Tablet Left Shell: Poly Seat: Upholstered Pad	QUHDL-04RTBL	25	Overall Height: 32½" Overall Width: 24" Overall Depth: 28½" Seat Height: 18½" Seat Width: 17½" Seat Depth: 16½" Arm Height: 25¾"			753	843	931	1021	1106

Tablet Dimensions
15¼"d x 14¼"w x ¾" thick
Tablet is available in
black only.

Tablet Material
¾" Black Europly with a
Black painted edge.

COM Yardage
Refer to page 295.

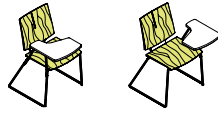
Finish Options	Price
Chrome	\$ 165
Nickel.....	\$ 223
Powder Coat - Standard	n/c
Powder Coat - Premium.....	\$ 165

Frame Options	Code	Price
Hard Surface Glides - Nylon (set of 4)	GLD30	\$ 23
Hard Surface Glides - Felt (set of 4)	GLD31	\$ 23

Custom Charges	Code	Price
Powder Coat Alternative (per color)	OPA	call
Poly Shell Alternative (per color)	OPS	call





Quanta Max

Sled Chair Retractable Tablet Arm
Ply Shell

**VERSTEEL****Questions?**

800 876 2120

material / fabric grade >

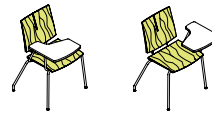
	Description	Model#	Product Wt	Dimensions	Ply	2/COM	3	4	5	6
	Sled Base Tablet Right Shell: Ply	QUPYS-07RTBR	25	Overall Height: 32 $\frac{1}{2}$ " Overall Width: 23 $\frac{1}{2}$ " Overall Depth: 28 $\frac{1}{2}$ " Seat Height: 18 $\frac{1}{2}$ " Seat Width: 17 $\frac{1}{2}$ " Seat Depth: 16 $\frac{1}{2}$ " Arm Height: 25 $\frac{3}{4}$ "	895					
	Sled Base Tablet Left Shell: Ply	QUPYS-07RTBL	25	Overall Height: 32 $\frac{1}{2}$ " Overall Width: 23 $\frac{1}{2}$ " Overall Depth: 28 $\frac{1}{2}$ " Seat Height: 18 $\frac{1}{2}$ " Seat Width: 17 $\frac{1}{2}$ " Seat Depth: 16 $\frac{1}{2}$ " Arm Height: 25 $\frac{3}{4}$ "	895					
	Sled Base Tablet Right Shell: Ply Seat: Upholstered Pad	QUPYS-04RTBR	25	Overall Height: 32 $\frac{1}{2}$ " Overall Width: 23 $\frac{1}{2}$ " Overall Depth: 28 $\frac{1}{2}$ " Seat Height: 18 $\frac{1}{2}$ " Seat Width: 17 $\frac{1}{2}$ " Seat Depth: 16 $\frac{1}{2}$ " Arm Height: 25 $\frac{3}{4}$ "		987	1075	1164	1253	1341
	Sled Base Tablet Left Shell: Ply Seat: Upholstered Pad	QUPYS-04RTBL	25	Overall Height: 32 $\frac{1}{2}$ " Overall Width: 23 $\frac{1}{2}$ " Overall Depth: 28 $\frac{1}{2}$ " Seat Height: 18 $\frac{1}{2}$ " Seat Width: 17 $\frac{1}{2}$ " Seat Depth: 16 $\frac{1}{2}$ " Arm Height: 25 $\frac{3}{4}$ "		987	1075	1164	1253	1341





Tablet Dimensions15 $\frac{1}{2}$ "d x 14 $\frac{3}{4}$ "w x $\frac{3}{4}$ " thickTablet is available in
black only.**Tablet Material**¾" Black Europly with a
Black painted edge.**COM Yardage**

Refer to page 295.

To Order, Specify...

- ① Model Number
- ② Shell Color/Finish
- ③ Frame Color
- ④ Upholstery Selection
- ⑤ Frame Options



	Description	Model#	Product Wt	Dimensions	material / fabric grade >	Ply	2/COM	3	4	5	6
	4-Leg Base Tablet Right Shell: Ply	QUPYL-07RTBR	25	Overall Height: 32½" Overall Width: 24" Overall Depth: 28½" Seat Height: 18½" Seat Width: 17½" Seat Depth: 16½" Arm Height: 25¾"		895					
	4-Leg Base Tablet Left Shell: Ply	QUPYL-07RTBL	25	Overall Height: 32½" Overall Width: 24" Overall Depth: 28½" Seat Height: 18½" Seat Width: 17½" Seat Depth: 16½" Arm Height: 25¾"		895					
	4-Leg Base Tablet Right Shell: Ply Seat: Upholstered Pad	QUPYL-04RTBR	25	Overall Height: 32½" Overall Width: 24" Overall Depth: 28½" Seat Height: 18½" Seat Width: 17½" Seat Depth: 16½" Arm Height: 25¾"			987	1075	1164	1253	1341
	4-Leg Base Tablet Left Shell: Ply Seat: Upholstered Pad	QUPYL-04RTBL	25	Overall Height: 32½" Overall Width: 24" Overall Depth: 28½" Seat Height: 18½" Seat Width: 17½" Seat Depth: 16½" Arm Height: 25¾"			987	1075	1164	1253	1341

Tablet Dimensions
 15¾" d x 14¾" w x ¾" thick

 Tablet is available in
 black only.

Tablet Material
 ¾" Black Europly with a
 Black painted edge.

COM Yardage
 Refer to page 295.

Finish Options	Price
Chrome	\$ 165
Nickel	\$ 223
Powder Coat - Standard	n/c
Powder Coat - Premium	\$ 165

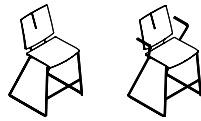
Frame Options	Code	Price
Hard Surface Glides - Nylon (set of 4)	GLD30	\$ 23
Hard Surface Glides - Felt (set of 4)	GLD31	\$ 23

Custom Charges	Code	Price
Powder Coat Alternative (per color)	OPA	call
Stain Finish Match (per finish)	OSM	\$ 996

Quanta Max

Sled Stool - 24"

Poly Shell



VERSTEEL

Questions?

800 876 2120

material / fabric grade >





	Description	Model#	Product Wt	Dimensions	Poly	2/COM	3	4	5	6
	Sled Base Armless 24" Seat Height Shell: Poly	QUHDS-07S24	19	Overall Height: 39½" Overall Width: 22¾" Overall Depth: 20½" Seat Height: 24¼" Seat Width: 17¾" Seat Depth: 16½"	553					
	Sled Base Arms 24" Seat Height Shell: Poly Armcaps: Poly	QUHDSA-08S24	21	Overall Height: 39½" Overall Width: 22¾" Overall Depth: 20½" Seat Height: 24¼" Seat Width: 17¾" Seat Depth: 16½" Arm Height: 32"	719					
	Sled Base Armless 24" Seat Height Shell: Poly Seat: Upholstered Pad	QUHDS-04S24	19	Overall Height: 39½" Overall Width: 22¾" Overall Depth: 20½" Seat Height: 24¼" Seat Width: 17¾" Seat Depth: 16½"		628	705	784	861	938
	Sled Base Arms 24" Seat Height Shell: Poly Seat: Upholstered Pad Armcaps: Poly	QUHDSA-06S24	21	Overall Height: 39½" Overall Width: 22¾" Overall Depth: 20½" Seat Height: 24¼" Seat Width: 17¾" Seat Depth: 16½" Arm Height: 32"		797	874	951	1028	1105

33" - 38" table heights
are recommended for
use with 24" stool

COM Yardage
Refer to page 295.

To Order, Specify...

- ① Model Number
- ② Shell Color/Finish
- ③ Frame Color
- ④ Upholstery Selection
- ⑤ Frame Options

material / fabric grade >						Poly	2/COM	3	4	5	6
	Description	Model#	Product Wt	Dimensions							
	4-Leg Base Armless 24" Seat Height Shell: Poly	QUHDL-07S24	19	Overall Height: 39" Overall Width: 22½" Overall Depth: 20¾"	Seat Height: 24½" Seat Width: 17¾" Seat Depth: 16½"	553					
	4-Leg Base Arms 24" Seat Height Shell: Poly Armcaps: None	QUHDLA-08S24	21	Overall Height: 39" Overall Width: 22½" Overall Depth: 20¾"	Seat Height: 24½" Seat Width: 17¾" Seat Depth: 16½" Arm Height: 31¾"	719					
	4-Leg Base Armless 24" Seat Height Shell: Poly Seat: Upholstered Pad	QUHDL-04S24	19	Overall Height: 39" Overall Width: 22½" Overall Depth: 20¾"	Seat Height: 24½" Seat Width: 17¾" Seat Depth: 16½"		628	705	784	861	938
	4-Leg Base Arms 24" Seat Height Shell: Poly Seat: Upholstered Pad Armcaps: None	QUHDLA-06S24	21	Overall Height: 39" Overall Width: 22½" Overall Depth: 20¾"	Seat Height: 24½" Seat Width: 17¾" Seat Depth: 16½" Arm Height: 31¾"		797	874	951	1028	1105

33" - 38" table heights are recommended for use with 24" stool


COM Yardage
Refer to page 295.

Powder Coat Alternative (per color)	OPA	call
Poly Shell Alternative (per color)	OPS	call

Quanta Max

Sled Stool - 24"

Ply Shell



VERSTEEL

Questions?

800 876 2120

material / fabric grade >





	Description	Model#	Product Wt	Dimensions	Ply	2/COM	3	4	5	6
	Sled Base Armless 24" Seat Height Shell: Ply	QUPYS-07S24	19	Overall Height: 39½" Overall Width: 22½" Overall Depth: 20½" Seat Height: 24¼" Seat Width: 17½" Seat Depth: 16½"	786					
	Sled Base Arms 24" Seat Height Shell: Ply Armcaps: Wood	QUPYSA-08S24	21	Overall Height: 39½" Overall Width: 22½" Overall Depth: 20½" Seat Height: 24¼" Seat Width: 17½" Seat Depth: 16½" Arm Height: 32"	1078					
	Sled Base Armless 24" Seat Height Shell: Ply Seat: Upholstered Pad	QUPYS-04S24	19	Overall Height: 39½" Overall Width: 22½" Overall Depth: 20½" Seat Height: 24¼" Seat Width: 17½" Seat Depth: 16½"		862	940	1016	1095	1173
	Sled Base Arms 24" Seat Height Shell: Ply Seat: Upholstered Pad Armcaps: Wood	QUPYSA-06S24	21	Overall Height: 39½" Overall Width: 22½" Overall Depth: 20½" Seat Height: 24¼" Seat Width: 17½" Seat Depth: 16½" Arm Height: 32"		1156	1235	1310	1388	1466

33" - 38" table heights
are recommended for
use with 24" stool

COM Yardage
Refer to page 295.

To Order, Specify...


- ① Model Number
- ② Shell Color/Finish
- ③ Frame Color
- ④ Upholstery Selection
- ⑤ Frame Options

						material / fabric grade >	Ply	2/COM	3	4	5	6
	Description	Model#	Product Wt	Dimensions								
	4-Leg Base Armless 24" Seat Height Shell: Ply	QUPYL-07S24	19	Overall Height: 39" Overall Width: 22½" Overall Depth: 20¾"	Seat Height: 24½" Seat Width: 17¾" Seat Depth: 16½"	786						
	4-Leg Base Arms 24" Seat Height Shell: Ply Armcaps: None	QUPYLA-08S24	21	Overall Height: 39" Overall Width: 22½" Overall Depth: 20¾"	Seat Height: 24½" Seat Width: 17¾" Seat Depth: 16½" Arm Height: 31¾"	1078						
	4-Leg Base Armless 24" Seat Height Shell: Ply Seat: Upholstered Pad	QUPYL-04S24	19	Overall Height: 39" Overall Width: 22½" Overall Depth: 20¾"	Seat Height: 24½" Seat Width: 17¾" Seat Depth: 16½"		862	940	1016	1095	1173	
	4-Leg Base Arms 24" Seat Height Shell: Ply Seat: Upholstered Pad Armcaps: None	QUPYLA-06S24	21	Overall Height: 39" Overall Width: 22½" Overall Depth: 20¾"	Seat Height: 24½" Seat Width: 17¾" Seat Depth: 16½" Arm Height: 31¾"		1156	1235	1310	1388	1466	

33" - 38" table heights
are recommended for
use with 24" stool

COM Yardage
Refer to page 295.

Powder Coat Alternative (per color)	OPA	call
Stain Finish Match (per finish).....	OSM	\$ 996



Questions?

800 876 2120

Questions? 800 876 2120											
	Description	Model#	Product Wt	Dimensions	material / fabric grade ›	Ply	2/COM	3	4	5	6
	Sled Base Armless Mid Back 24" Seat Height Shell: Ply	QUPYS-07S24M	19	Overall Height: 36½" Overall Width: 22¾" Overall Depth: 20½"	Seat Height: 24¼" Seat Width: 17¾" Seat Depth: 16½"	786					
	Sled Base Arms Mid Back 24" Seat Height Shell: Ply Armcaps: Wood	QUPYSA-08S24M	21	Overall Height: 36½" Overall Width: 22¾" Overall Depth: 20½"	Seat Height: 24¼" Seat Width: 17¾" Seat Depth: 16½" Arm Height: 32"	1078					
	Sled Base Armless Mid Back 24" Seat Height Shell: Ply Seat: Upholstered Pad	QUPYS-04S24M	19	Overall Height: 36½" Overall Width: 22¾" Overall Depth: 20½"	Seat Height: 24¼" Seat Width: 17¾" Seat Depth: 16½"		862	940	1016	1095	1173
	Sled Base Arms Mid Back 24" Seat Height Shell: Ply Seat: Upholstered Pad Armcaps: Wood	QUPYSA-06S24M	21	Overall Height: 36½" Overall Width: 22¾" Overall Depth: 20½"	Seat Height: 24¼" Seat Width: 17¾" Seat Depth: 16½" Arm Height: 32"		1156	1235	1310	1388	1466
33" - 38" table heights are recommended for use with 24" stool											
COM Yardage Refer to page 295.											

33" - 38" table heights
are recommended for
use with **24" stool**





COM Yardage

Refer to page 295.

To Order, Specify...

- 1 Model Number
- 2 Shell Color/Finish
- 3 Frame Color
- 4 Upholstery Selection
- 5 Frame Options



						material / fabric grade >					
Description		Model#	Product Wt	Dimensions	Ply	2/COM	3	4	5	6	
	4-Leg Base Armless Mid Back 24" Seat Height Shell: Ply	QUPYL-07S24M	19	Overall Height: 36¼" Overall Width: 22⅝" Overall Depth: 20¾"	Seat Height: 24½" Seat Width: 17⅜" Seat Depth: 16½"	786					
	4-Leg Base Arms Mid Back 24" Seat Height Shell: Ply Armcaps: None	QUPYLA-08S24M	21	Overall Height: 36¼" Overall Width: 22⅝" Overall Depth: 20¾"	Seat Height: 24½" Seat Width: 17⅜" Seat Depth: 16½" Arm Height: 31¼"	1078					
	4-Leg Base Armless Mid Back 24" Seat Height Shell: Ply Seat: Upholstered Pad	QUPYL-04S24M	19	Overall Height: 36¼" Overall Width: 22⅝" Overall Depth: 20¾"	Seat Height: 24½" Seat Width: 17⅜" Seat Depth: 16½"		862	940	1016	1095	
	4-Leg Base Arms Mid Back 24" Seat Height Shell: Ply Seat: Upholstered Pad Armcaps: None	QUPYLA-06S24M	21	Overall Height: 36¼" Overall Width: 22⅝" Overall Depth: 20¾"	Seat Height: 24½" Seat Width: 17⅜" Seat Depth: 16½" Arm Height: 31¼"		1156	1235	1310	1388	

33" - 38" table heights are recommended for use with 24" stool

COM Yardage
Refer to page 295.

33" - 38" table heights
are recommended for
use with **24" stool**

COM Yardage
Refer to page 295.

Finish Options	Price
Chrome	\$ 165
Nickel.....	\$ 223
Powder Coat - Standard	n/c
Powder Coat - Premium.....	\$ 165

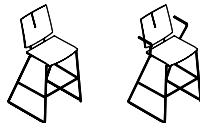
Frame Options	Code	Price
Hard Surface Glides - Nylon (set of 4).....	GLD30	\$ 23
Hard Surface Glides - Felt (set of 4).....	GLD31	\$ 23

Custom Charges	Code	Price
Powder Coat Alternative (per color)	OPA	call
Stain Finish Match (per finish)	OSM	\$ 996

Quanta Max

Sled Stool - 29"

Poly Shell



VERSTEEL

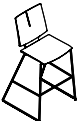
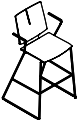


Questions?

800 876 2120

material / fabric grade >

Questions?

800 876 2120

					material / fabric grade >	Poly	2/COM	3	4	5	6
	Description	Model#	Product Wt	Dimensions							
	Sled Base Armless 29" Seat Height Shell: Poly	QUHDS-07S29	19	Overall Height: 44½" Overall Width: 23¾" Overall Depth: 21"	Seat Height: 29¼" Seat Width: 17¾" Seat Depth: 16½"	553					
	Sled Base Arms 29" Seat Height Shell: Poly Armcaps: Poly	QUHDSA-08S29	21	Overall Height: 44½" Overall Width: 23¾" Overall Depth: 21"	Seat Height: 29¼" Seat Width: 17¾" Seat Depth: 16½" Arm Height: 37¾"	719					
	Sled Base Armless 29" Seat Height Shell: Poly Seat: Upholstered Pad	QUHDS-04S29	19	Overall Height: 44½" Overall Width: 23¾" Overall Depth: 21"	Seat Height: 29¼" Seat Width: 17¾" Seat Depth: 16½"		628	705	784	861	938
	Sled Base Arms 29" Seat Height Shell: Poly Seat: Upholstered Pad Armcaps: Poly	QUHDSA-06S29	21	Overall Height: 44½" Overall Width: 23¾" Overall Depth: 21"	Seat Height: 29¼" Seat Width: 17¾" Seat Depth: 16½" Arm Height: 37¾"		797	874	951	1028	1105

38" - 42" table heights
are recommended for
use with 29" stool





COM Yardage
Refer to page 295.

38" - 42" table heights
are recommended for
use with 29" stool

COM Yardage
Refer to page 295.

To Order, Specify...

- ① Model Number
- ② Shell Color/Finish
- ③ Frame Color
- ④ Upholstery Selection
- ⑤ Frame Options

						material / fabric grade >					
Description		Model#	Product Wt	Dimensions		Poly	2/COM	3	4	5	6
	4-Leg Base Armless 29" Seat Height Shell: Poly	QUHDL-07S29	19	Overall Height: 43¾" Overall Width: 23" Overall Depth: 21"	Seat Height: 30" Seat Width: 17⅞" Seat Depth: 16½"	553					
	4-Leg Base Arms 29" Seat Height Shell: Poly Armcaps: None	QUHDLA-08S29	21	Overall Height: 43¾" Overall Width: 23" Overall Depth: 21"	Seat Height: 30" Seat Width: 17⅞" Seat Depth: 16½" Arm Height: 36½"	719					
	4-Leg Base Armless 29" Seat Height Shell: Poly Seat: Upholstered Pad	QUHDL-04S29	19	Overall Height: 43¾" Overall Width: 23" Overall Depth: 21"	Seat Height: 30" Seat Width: 17⅞" Seat Depth: 16½"		628	705	784	861	938
	4-Leg Base Arms 29" Seat Height Shell: Poly Seat: Upholstered Pad Armcaps: None	QUHDLA-06S29	21	Overall Height: 43¾" Overall Width: 23" Overall Depth: 21"	Seat Height: 30" Seat Width: 17⅞" Seat Depth: 16½" Arm Height: 36½"		797	874	951	1028	1105

38" - 42" table heights are recommended for use with 29" stool


COM Yardage
Refer to page 295.

COM Yardage
Refer to page 295.

Finish Options	Price
Chrome	\$ 165
Nickel.....	\$ 223
Powder Coat - Standard	n/c
Powder Coat - Premium.....	\$ 165

Frame Options	Code	Price
Hard Surface Glides - Nylon (set of 4).....	GLD30	\$ 23
Hard Surface Glides - Felt (set of 4).....	GLD31	\$ 23

Custom Charges	Code	Price
Powder Coat Alternative (per color)	OPA	call
Poly Shell Alternative (per color)	OPS	call



Questions?

800 876 2120

[illegible]


38" - 42" table heights
are recommended for
use with **29" stool**

COM Yardage

Refer to page 295.

To Order, Specify...

- 1 Model Number
- 2 Shell Color/Finish
- 3 Frame Color
- 4 Upholstery Selection
- 5 Frame Options



material / fabric grade >					
	Description	Model#	Product Wt	Dimensions	
	4-Leg Base Armless 29" Seat Height Shell: Ply	QUPYL-07S29	19	Overall Height: 43¾" Overall Width: 23" Overall Depth: 21" Seat Height: 30" Seat Width: 17½" Seat Depth: 16½"	786
	4-Leg Base Arms 29" Seat Height Shell: Ply Armcaps: None	QUPYLA-08S29	21	Overall Height: 43¾" Overall Width: 23" Overall Depth: 21" Seat Height: 30" Seat Width: 17½" Seat Depth: 16½" Arm Height: 36½"	1078
	4-Leg Base Armless 29" Seat Height Shell: Ply Seat: Upholstered Pad	QUPYL-04S29	19	Overall Height: 43¾" Overall Width: 23" Overall Depth: 21" Seat Height: 30" Seat Width: 17½" Seat Depth: 16½"	862 940 1016 1095 1173
	4-Leg Base Arms 29" Seat Height Shell: Ply Seat: Upholstered Pad Armcaps: None	QUPYLA-06S29	21	Overall Height: 43¾" Overall Width: 23" Overall Depth: 21" Seat Height: 30" Seat Width: 17½" Seat Depth: 16½" Arm Height: 36½"	1156 1235 1310 1388 1466

38" - 42" table heights
are recommended for
use with 29" stool

COM Yardage
Refer to page 295.


Finish Options	Price
Chrome	\$ 165
Nickel.....	\$ 223
Powder Coat - Standard	n/c
Powder Coat - Premium.....	\$ 165

Frame Options	Code	Price
Hard Surface Glides - Nylon (set of 4)	GLD30	\$ 23
Hard Surface Glides - Felt (set of 4)	GLD31	\$ 23

Custom Charges	Code	Price
Powder Coat Alternative (per color)	OPA	call
Stain Finish Match (per finish)	OSM	\$ 996





Quanta Max

Sled Stool (Mid Back) - 29"
Ply Shell

**VERSTEEL****Questions?**

800 876 2120

material / fabric grade >


	Description	Model#	Product Wt	Dimensions	Ply	2/COM	3	4	5	6
	Sled Base Armless Mid Back 29" Seat Height Shell: Ply	QUPYS-07S29M	19	Overall Height: 41½" Overall Width: 23¾" Overall Depth: 21"	Seat Height: 29¼" Seat Width: 17¾" Seat Depth: 16½"	786				
	Sled Base Arms Mid Back 29" Seat Height Shell: Ply Armcaps: Wood	QUPYSA-08S29M	21	Overall Height: 41½" Overall Width: 23¾" Overall Depth: 21"	Seat Height: 29¼" Seat Width: 17¾" Seat Depth: 16½" Arm Height: 37¾"	1078				
	Sled Base Armless Mid Back 29" Seat Height Shell: Ply Seat: Upholstered Pad	QUPYS-04S29	19	Overall Height: 41½" Overall Width: 23¾" Overall Depth: 21"	Seat Height: 29¼" Seat Width: 17¾" Seat Depth: 16½"		862	940	1016	1095
	Sled Base Arms Mid Back 29" Seat Height Shell: Ply Seat: Upholstered Pad Armcaps: Wood	QUPYSA-06S29	21	Overall Height: 41½" Overall Width: 23¾" Overall Depth: 21"	Seat Height: 29¼" Seat Width: 17¾" Seat Depth: 16½" Arm Height: 37¾"		1156	1235	1310	1388





38" - 42" table heights
are recommended for
use with 29" stool

COM Yardage
Refer to page 295.

To Order, Specify...

- ① Model Number
- ② Shell Color/Finish
- ③ Frame Color
- ④ Upholstery Selection
- ⑤ Frame Options



						material / fabric grade >					
		Ply	2/COM	3	4	5	6				
	Description	Model#	Product Wt	Dimensions							
	4-Leg Base Armless Mid Back 29" Seat Height Shell: Ply	QUPYL-07S29M	19	Overall Height: 41¼" Overall Width: 25½" Overall Depth: 25½"	Seat Height: 22" - 32" Seat Width: 18½" Seat Depth: 18" Seat to Footrest: 14½"	786					
	4-Leg Base Arms Mid Back 29" Seat Height Shell: Ply Armcaps: None	QUPYLA-08S29M	21	Overall Height: 41¼" Overall Width: 25½" Overall Depth: 25½"	Seat Height: 22" - 32" Seat Width: 18½" Seat Depth: 18" Seat to Footrest: 14½"	1078					
	4-Leg Base Armless Mid Back 29" Seat Height Shell: Ply Seat: Upholstered Pad	QUPYL-04S29M	19	Overall Height: 41¼" Overall Width: 25½" Overall Depth: 25½"	Seat Height: 22" - 32" Seat Width: 18½" Seat Depth: 18" Seat to Footrest: 14½"		862	940	1016	1095	
	4-Leg Base Arms Mid Back 29" Seat Height Shell: Ply Seat: Upholstered Pad Armcaps: None	QUPYLA-06S29M	21	Overall Height: 41¼" Overall Width: 26½" Overall Depth: 25½" Arm Height: 39"	Seat Height: 22 - 32" Seat Width: 18½" Seat Depth: 18" Between Arms: 23" Seat to Footrest: 14½"		1156	1235	1310	1388	
</											

38" - 42" table heights
are recommended for
use with **29" stool**

COM Yardage
Refer to page 295.

Finish Options	Price
Chrome	\$ 165
Nickel.....	\$ 223
Powder Coat - Standard	n/c
Powder Coat - Premium.....	\$ 165

Frame Options	Code	Price
Hard Surface Glides - Nylon (set of 4).....	GLD30	\$ 23
Hard Surface Glides - Felt (set of 4).....	GLD31	\$ 23

Custom Charges	Code	Price
Powder Coat Alternative (per color)	OPA	call
Stain Finish Match (per finish).....	OSM	\$ 996

Quanta Max Swivel Base Chair Poly Shell








VERSTEEL
Questions?

800 876 2120

material / fabric grade >

Questions?

800 876 2120

	Description	Model#	Product Wt	Dimensions	material / fabric grade >	Poly	2/COM	3	4	5	6
	Swivel Armless Shell: Poly	QUHDRS-07	23	Overall Height: 30½" Overall Width: 22¼" Overall Depth: 20¾"	Seat Height: 17½"-22½" Seat Width: 17¾" Seat Depth: 16½"	727					
	Swivel Arms (Tube Stock) Shell: Poly Armcaps: None	QUHDRST-08	24	Overall Height: 30½" Overall Width: 27" Overall Depth: 20¾"	Seat Height: 17½"-22½" Seat Width: 17¾" Seat Depth: 16½"	811					
	Swivel Arms (Bar Stock) Shell: Poly Armcaps: Poly	QUHDRSA-08	24	Overall Height: 30½" Overall Width: 27" Overall Depth: 20¾"	Seat Height: 17½"-22½" Seat Width: 17¾" Seat Depth: 16½"	961					
	Swivel Armless Shell: Poly Seat: Upholstered Pad	QUHDRS-04	23	Overall Height: 30½" Overall Width: 22¼" Overall Depth: 20¾"	Seat Height: 17½"-22½" Seat Width: 17¾" Seat Depth: 16½"		953	1029	1106	1184	1263
	Swivel Arms (Tube Stock) Shell: Poly Seat: Upholstered Pad Armcaps: None	QUHDRST-06	24	Overall Height: 30½" Overall Width: 27" Overall Depth: 20¾"	Seat Height: 17½"-22½" Seat Width: 17¾" Seat Depth: 16½"		1011	1089	1165	1243	1322
	Swivel Arms (Bar Stock) Shell: Poly Seat: Upholstered Pad Armcaps: Poly	QUHDRSA-06	24	Overall Height: 30½" Overall Width: 27" Overall Depth: 20¾"	Seat Height: 17½"-22½" Seat Width: 17¾" Seat Depth: 16½"		1153	1231	1308	1386	1461


COM Yardage
Refer to page 295.

COM Yardage

Refer to page 295.

To Order, Specify...

- ① Model Number
- ② Shell Color/Finish
- ③ Frame Color
- ④ Swivel Base Color
- ⑤ Upholstery Selection
- ⑥ Frame Options



	Description	Model#	Product Wt	Dimensions	material / fabric grade >	Ply	2/COM	3	4	5	6
	Swivel Armless Shell: Ply	QUPYRS-07	23	Overall Height: 30½" Overall Width: 22¼" Overall Depth: 20¾"	Seat Height: 17½-22½" Seat Width: 17¾" Seat Depth: 16½"	962					
	Swivel Arms (Tube Stock) Shell: Ply Armcaps: None	QUPYRST-08	24	Overall Height: 30½" Overall Width: 27" Overall Depth: 20¾"	Seat Height: 17½-22½" Seat Width: 17¾" Seat Depth: 16½"	1045					
	Swivel Arms (Bar Stock) Shell: Ply Armcaps: Wood	QUPYRSA-08	24	Overall Height: 30½" Overall Width: 27" Overall Depth: 20¾"	Seat Height: 17½-22½" Seat Width: 17¾" Seat Depth: 16½"	1321					
	Swivel Armless Shell: Ply Seat: Upholstered Pad	QUPYRS-04	23	Overall Height: 30½" Overall Width: 22¼" Overall Depth: 20¾"	Seat Height: 17½-22½" Seat Width: 17¾" Seat Depth: 16½"		1187	1264	1341	1419	1499
	Swivel Arms (Tube Stock) Shell: Ply Seat: Upholstered Pad Armcaps: None	QUPYRST-06	24	Overall Height: 30½" Overall Width: 27" Overall Depth: 20¾"	Seat Height: 17½-22½" Seat Width: 17¾" Seat Depth: 16½"		1244	1323	1399	1477	1554
	Swivel Arms (Bar Stock) Shell: Ply Seat: Upholstered Pad Armcaps: Wood	QUPYRSA-06	24	Overall Height: 30½" Overall Width: 27" Overall Depth: 20¾"	Seat Height: 17½-22½" Seat Width: 17¾" Seat Depth: 16½"		1513	1589	1667	1745	1822

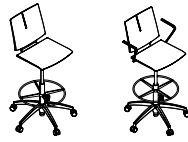
COM Yardage
Refer to page 295.

Finish Options	Price
Chrome	\$ 165
Nickel.....	\$ 223
Powder Coat - Standard	n/c
Powder Coat - Premium.....	\$ 165

Swivel Base Options	Code	Price
Brushed Aluminum.....	n/c	
Polished Aluminum.....	n/c	
Powder Coat - Standard	n/c	
Powder Coat - Premium.....	\$	165
TRANSPARENT AND PLATINUM POWDER COAT NOT AVAILABLE		

Custom Charges	Code	Price
Powder Coat Alternative (per color)	OPA	call
Poly Shell Alternative (per color)	OPS	call
Stain Finish Match (per finish).....	OSM	\$ 996

Frame Options		
Casters - Dual Wheel Black Nylon		
Hard Wheel (set of 4)	CAS61	n/c

Quanta MaxSwivel Base Stool
Poly Shell**VERSTEEL****Questions?**


800 876 2120

material / fabric grade >

	Description	Model#	Product Wt	Dimensions (at highest cylinder height)		Poly	2/COM	3	4	5	6
	Swivel Armless Shell: Poly	QUHDRS-07S	25	Overall Height: 46½" Overall Width: 23¾" Overall Depth: 23"	Seat Height: 23½-33½" Seat Width: 17¾" Seat Depth: 16½"	894					
	Swivel Arms (Tube Stock) Shell: Poly Armcaps: None	QUHDRST-08S	26	Overall Height: 46½" Overall Width: 23¾" Overall Depth: 23"	Seat Height: 23½-33½" Seat Width: 17¾" Seat Depth: 16½" Arm Height: 41⅜"	979					
	Swivel Arms (Bar Stock) Shell: Poly Armcaps: Poly	QUHDRSA-08S	26	Overall Height: 46½" Overall Width: 23¾" Overall Depth: 23"	Seat Height: 23½-33½" Seat Width: 17¾" Seat Depth: 16½" Arm Height: 41⅜"	1101					
	Swivel Armless Shell: Poly Seat: Upholstered Pad	QUHDRS-04S	25	Overall Height: 46½" Overall Width: 23¾" Overall Depth: 23"	Seat Height: 23½-33½" Seat Width: 17¾" Seat Depth: 16½"		1122	1201	1277	1351	1429
	Swivel Arms (Tube Stock) Shell: Poly Seat: Upholstered Pad Armcaps: None	QUHDRST-06S	26	Overall Height: 46½" Overall Width: 23¾" Overall Depth: 23"	Seat Height: 23½-33½" Seat Width: 17¾" Seat Depth: 16½" Arm Height: 41⅜"		1180	1256	1334	1412	1489
	Swivel Arms (Bar Stock) Shell: Poly Seat: Upholstered Pad Armcaps: Poly	QUHDRSA-06S	26	Overall Height: 46½" Overall Width: 23¾" Overall Depth: 23"	Seat Height: 23½-33½" Seat Width: 17¾" Seat Depth: 16½" Arm Height: 41⅜"		1296	1373	1451	1529	1607

Footring available in
Chrome only**COM Yardage**
Refer to page 295.**To Order, Specify...**

- ① Model Number
- ② Shell Color/Finish
- ③ Frame Color
- ④ Swivel Base Color
- ⑤ Upholstery Selection
- ⑥ Frame Options



	Description	Model#	Product Wt	Dimensions	material / fabric grade >	Ply	2/COM	3	4	5	6
 	Swivel Armless Shell: Ply	QUPYRS-07S	25	Overall Height: 46½" Overall Width: 23¾" Overall Depth: 23"	Seat Height: 23½-33½" Seat Width: 17¾" Seat Depth: 16½"	1128					
	Swivel Arms (Tube Stock) Shell: Ply Armcaps: None	QUPYRST-08S	26	Overall Height: 46½" Overall Width: 23¾" Overall Depth: 23"	Seat Height: 23½-33½" Seat Width: 17¾" Seat Depth: 16½" Arm Height: 41⅞	1213					
	Swivel Arms (Bar Stock) Shell: Ply Armcaps: Wood	QUPYRSA-08S	26	Overall Height: 46½" Overall Width: 23¾" Overall Depth: 23"	Seat Height: 23½-33½" Seat Width: 17¾" Seat Depth: 16½" Arm Height: 41⅞	1460					
	Swivel Armless Shell: Ply Seat: Upholstered Pad	QUPYRS-04S	25	Overall Height: 46½" Overall Width: 23¾" Overall Depth: 23"	Seat Height: 23½-33½" Seat Width: 17¾" Seat Depth: 16½"		1356	1433	1511	1586	1663
	Swivel Arms (Tube Stock) Shell: Ply Seat: Upholstered Pad Armcaps: None	QUPYRST-06S	26	Overall Height: 46½" Overall Width: 23¾" Overall Depth: 23"	Seat Height: 23½-33½" Seat Width: 17¾" Seat Depth: 16½" Arm Height: 41⅞		1413	1490	1568	1646	1723
	Swivel Arms (Bar Stock) Shell: Ply Seat: Upholstered Pad Armcaps: Wood	QUPYRSA-06S	26	Overall Height: 46½" Overall Width: 23¾" Overall Depth: 23"	Seat Height: 23½-33½" Seat Width: 17¾" Seat Depth: 16½" Arm Height: 41⅞		1657	1731	1810	1888	1966

Footring available in
Chrome only

COM Yardage
Refer to page 295.

Finish Options	Price
Chrome	\$ 165
Nickel.....	\$ 223
Powder Coat - Standard	n/c
Powder Coat - Premium.....	\$ 165

Swivel Base Options	Code	Price
Brushed Aluminum.....	n/c	
Polished Aluminum.....	n/c	
Powder Coat - Standard	n/c	
Powder Coat - Premium.....	\$	165
TRANSPARENT AND PLATINUM POWDER COAT NOT AVAILABLE		

Custom Charges	Code	Price
Powder Coat Alternative (per color)	OPA	call
Poly Shell Alternative (per color)	OPS	call
Stain Finish Match (per finish).....	OSM	\$ 996

Frame Options

Casters - Dual Wheel Black Nylon		
Hard Wheel (set of 4).....	CAS61	n/c







Quanta Max

Swivel Base Stool (Mid Back)
Ply Shell

**VERSTEEL****Questions?**

800 876 2120

material / fabric grade >

	Description	Model#	Product Wt	Dimensions (at highest cylinder height)		Poly	2/COM	3	4	5	6
	Swivel Armless Shell: Ply	QUPYRS-07SM	25	Overall Height: 43½" Overall Width: 23¾" Overall Depth: 23"	Seat Height: 23½"-33½" Seat Width: 17¾" Seat Depth: 16½"	1128					
	Swivel Arms (Tube Stock) Shell: Ply Armcaps: None	QUPYRST-08SM	26	Overall Height: 43½" Overall Width: 23¾" Overall Depth: 23"	Seat Height: 23½"-33½" Seat Width: 17¾" Seat Depth: 16½" Arm Height: 41⅜"	1213					
	Swivel Arms (Bar Stock) Shell: Ply Armcaps: Wood	QUPYRSA-08SM	26	Overall Height: 43½" Overall Width: 23¾" Overall Depth: 23"	Seat Height: 23½"-33½" Seat Width: 17¾" Seat Depth: 16½" Arm Height: 41⅜"	1460					
	Swivel Armless Shell: Ply Seat: Upholstered Pad	QUPYRS-04SM	25	Overall Height: 43½" Overall Width: 23¾" Overall Depth: 23"	Seat Height: 23½"-33½" Seat Width: 17¾" Seat Depth: 16½"		1356	1433	1511	1586	1663
	Swivel Arms (Tube Stock) Shell: Ply Seat: Upholstered Pad Armcaps: None	QUPYRST-06SM	26	Overall Height: 43½" Overall Width: 23¾" Overall Depth: 23"	Seat Height: 23½"-33½" Seat Width: 17¾" Seat Depth: 16½" Arm Height: 41⅜"		1413	1490	1568	1646	1723
	Swivel Arms (Bar Stock) Shell: Ply Seat: Upholstered Pad Armcaps: Wood	QUPYRSA-06SM	26	Overall Height: 43½" Overall Width: 23¾" Overall Depth: 23"	Seat Height: 23½"-33½" Seat Width: 17¾" Seat Depth: 16½" Arm Height: 41⅜"		1657	1731	1810	1888	1966

Footring available in
Chrome only

COM Yardage
Refer to page 295.

To Order, Specify...

- ① Model Number
- ② Shell Color/Finish
- ③ Frame Color
- ④ Swivel Base Color
- ⑤ Upholstery Selection
- ⑥ Frame Options

Finish Options		Price	Swivel Base Options		Code	Price	Custom Charges		Code	Price
Chrome		\$ 165	Brushed Aluminum.....			n/c	Powder Coat Alternative (per color)	OPA		call
Nickel.....		\$ 223	Polished Aluminum.....			n/c	Poly Shell Alternative (per color)	OPS		call
Powder Coat - Standard		n/c	Powder Coat - Standard			n/c	Stain Finish Match (per finish).....	OSM		\$ 996
Powder Coat - Premium.....		\$ 165	Powder Coat - Premium.....			\$ 165				
			TRANSPARENT AND PLATINUM POWDER COAT NOT AVAILABLE							

Quanta Max

Poly Beam
Armless



VERSTEEL

Questions?

800 876 2120


						top > edge >	Laminate PVC	Laminate Wood	Veneer Wood
						edge ordering code >	Flat LP1S	Flat LW1S	Flat VW1S
						edge ordering code >	Fluted LPF1S	Fluted LWF1S	Fluted VWF1S
Description		Model#	Product Wt	Grade					
 	Standard Frame 4-Leg Base Armless 1 Seat, 1 Top Right Shell: Poly	QUHDBL2-07 3	59	Poly			1514	1853	2441
	Corner Table Frame 4-Leg Base Armless 1 Seat, 1 Top Right with Corner Table Left Shell: Poly	QUHDBL2-07 3L	66	Poly			1675	2015	2606
	Corner Table Ordered Separately	AQUHDBL3 2939RE	22				973	1603	2398
	Standard Frame 4-Leg Base Armless 1 Seat, 1 Top Right Shell: Poly Seat: Upholstered Pad	QUHDBL2-04 3	58	2/COM			1746	2086	2675
				3			1784	2125	2714
				4			1824	2164	2752
				5			1856	2197	2785
				6			1895	2233	2824
	Corner Table Frame 4-Leg Base Armless 1 Seat, 1 Top Right with Corner Table Left Shell: Poly Seat: Upholstered Pad	QUHDBL2-04 3L	69	2/COM			1908	2247	2836
				3			1947	2285	2877
				4			1985	2325	2916
				5			2017	2355	2946
				6			2056	2395	2984
	Corner Table Ordered Separately	AQUHDBL3 2939RE	22				973	1603	2398








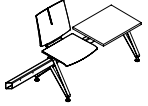
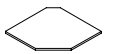

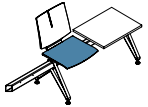
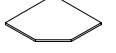
COM Yardage
Refer to page 295.

For model numbers that have a corner table option, the corner table must be purchased separately.
Refer to pages 291 to 293 for dimensions.

To Order, Specify...

- 1 Model Number
- 2 Shell Color
- 3 Leg Color
- 4 Upholstery Selection
- 5 Top Material
- 6 Edge Detail and Color



						top > edge >	Laminate PVC	Laminate Wood	Veneer Wood
							Flat 	Flat 	Flat 
						edge ordering code >	LP1S	LW1S	VW1S
							Fluted 	Fluted 	Fluted 
						edge ordering code >	LPFIS	LWFIS	VWFIS
	Description	Model#	Product Wt	Grade					
	Standard Frame 4-Leg Base Armless 1 Seat, 1 Top Left Shell: Poly	QUHDBL2-071	55	Poly			1514	1853	2441
	Corner Table Frame 4-Leg Base Armless 1 Seat, 1 Top Left with Corner Table Right Shell: Poly	QUHDBL2-071R	66	Poly			1675	2015	2606
	Corner Table Ordered Separately	AQUHDBL3 2939RE	22				973	1603	2398
	Standard Frame 4-Leg Base Armless 1 Seat, 1 Top Left Shell: Poly Seat: Upholstered Pad	QUHDBL2-041	58	2/COM			1746	2086	2675
				3			1784	2125	2714
				4			1824	2164	2752
				5			1856	2197	2785
				6			1895	2233	2824
	Corner Table Frame 4-Leg Base Armless 1 Seat, 1 Top Left with Corner Table Right Shell: Poly Seat: Upholstered Pad	QUHDBL2-041R	69	2/COM			1908	2247	2836
				3			1947	2285	2877
				4			1985	2325	2916
				5			2017	2355	2946
				6			2056	2395	2984
	Corner Table Ordered Separately	AQUHDBL3 2939RE	22				973	1603	2398
COM Yardage Refer to page 295.						For model numbers that have a corner table option, the corner table must be purchased separately. Refer to pages 291 to 293 for dimensions.			

Finish Options	Price
Chrome	\$ 165
Nickel	\$ 223
Powder Coat - Standard	n/c
Powder Coat - Premium	\$ 165








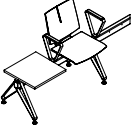


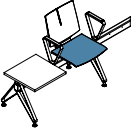

TRANSPARENT AND PLATINUM POWDER COAT NOT
AVAILABLE
BEAM WILL ALWAYS BE BLACK

Wire Management Options	Code	Price
Wire Management Beam (per beam)	WHDS	\$ 256
Power and Data Options Please reference the Power + Data Price List		

Custom Charges	Code	Price
Powder Coat Alternative (per color)	OPA	call
Poly Shell Alternative (per color)	OPS	call

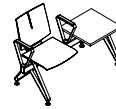
Quanta MaxPoly Beam
Arms**VERSTEEL****Questions?**







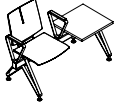
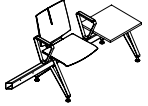
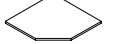
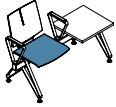
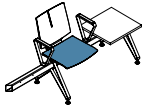
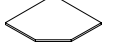
800 876 2120

	Description	Model#	Product Wt	Grade	top > edge >		
					Laminate PVC	Laminate Wood	Veneer Wood
					Flat  edge ordering code > LP1S	Flat  edge ordering code > LW1S	Flat  edge ordering code > VW1S
					Fluted  edge ordering code > LPFIS	Fluted  edge ordering code > LWFIS	Fluted  edge ordering code > VWFIS
	Standard Frame 4-Leg Base with Arms 1 Seat, 1 Top Right Shell: Poly	QUHDBL2AA-07 3	65	Poly	1774	2111	2700
	Corner Table Frame 4-Leg Base with Arms 1 Seat, 1 Top Right with Corner Table Left Shell: Poly	QUHDBL2AA-07 3L	73	Poly	1933	2272	2860
	Corner Table Ordered Separately	AQUHDBL3 2634RE	18		973	1603	2398
	Standard Frame 4-Leg Base with Arms 1 Seat, 1 Top Right Shell: Poly Seat: Upholstered Pad	QUHDBL2AA-04 3	67	2/COM 3 4 5 6	2007 2044 2082 2114 2153	2344 2381 2423 2455 2493	2935 2973 3011 3041 3082
	Corner Table Frame 4-Leg Base with Arms 1 Seat, 1 Top Right with Corner Table Left Shell: Poly Seat: Upholstered Pad	QUHDBL2AA-04 3L	76	2/COM 3 4 5 6	2166 2205 2244 2275 2314	2506 2543 2583 2615 2652	3096 3134 3175 3205 3242
	Corner Table Ordered Separately	AQUHDBL3 2634RE	18		973	1603	2398
COM Yardage Refer to page 295.	For model numbers that have a corner table option, the corner table must be purchased separately. Refer to pages 291 to 293 for dimensions.						

To Order, Specify...

- ① Model Number
- ② Shell Color
- ③ Leg Color
- ④ Upholstery Selection
- ⑤ Top Material
- ⑥ Edge Detail and Color



	Description	Model#	Product Wt	Grade	top > edge >		
					edge ordering code >		
					Laminate PVC	Laminate Wood	Veneer Wood
					Flat	Flat	Flat
							
					LP1S	LW1S	VW1S
					Fluted	Fluted	Fluted
							
					LPF1S	LWF1S	VWF1S
	Standard Frame 4-Leg Base with Arms 1 Seat, 1 Top Left Shell: Poly	QUHDBL2AA-071	65	Poly	1774	2111	2700
	Corner Table Frame 4-Leg Base with Arms 1 Seat, 1 Top Left with Corner Table Right Shell: Poly	QUHDBL2AA-071R	73	Poly	1933	2272	2860
	Corner Table Ordered Separately	AQUHDBL3 2634RE	18		973	1603	2398
	Standard Frame 4-Leg Base with Arms 1 Seat, 1 Top Left Shell: Poly Seat: Upholstered Pad	QUHDBL2AA-041	67	2/COM	2007	2344	2935
				3	2044	2381	2973
				4	2082	2423	3011
				5	2114	2455	3041
				6	2153	2493	3082
	Corner Table Frame 4-Leg Base with Arms 1 Seat, 1 Top Left with Corner Table Right Shell: Poly Seat: Upholstered Pad	QUHDBL2AA-041R	78	2/COM	2166	2506	3096
				3	2205	2543	3134
				4	2244	2583	3175
				5	2275	2615	3205
				6	2314	2652	3242
	Corner Table Ordered Separately	AQUHDBL3 2634RE	18		973	1603	2398
COM Yardage Refer to page 295.					For model numbers that have a corner table option, the corner table must be purchased separately. Refer to pages 291 to 293 for dimensions.		

Finish Options	Price
Chrome	\$ 165
Nickel.....	\$ 223
Powder Coat - Standard	n/c
Powder Coat - Premium.....	\$ 165

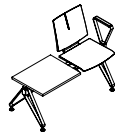
TRANSPARENT AND PLATINUM POWDER COAT NOT
AVAILABLE
BEAM WILL ALWAYS BE BLACK

Wire Management Options	Code	Price
Wire Management Beam (per beam)	WHDS	\$ 256
Power and Data Options Please reference the Power + Data Price List		

Custom Charges	Code	Price
Powder Coat Alternative (per color)	OPA	call
Poly Shell Alternative (per color)	OPS	call

Quanta Max

Poly Beam
Arm on One End



VERSTEEL




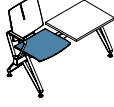
Questions?

800 876 2120

top >
edge >

edge ordering code >

edge ordering code >

	Description	Model#	Product Wt	Grade			
	Standard Frame 4-Leg Base with Arm 1 Seat, 1 Top Right Shell: Poly	QUHDBL2A-07 3	61	Poly	1644	1982	2573
				2/COM	1875	2214	2804
				3	1915	2254	2843
				4	1954	2292	2882
				5	1985	2325	2916
	Standard Frame 4-Leg Base with Arm 1 Seat, 1 Top Right Shell: Poly Seat: Upholstered Pad	QUHDBL2A-04 3	63	6	2025	2363	2953
	Standard Frame 4-Leg Base with Arm 1 Seat, 1 Top Left Shell: Poly	QUHDBL2A-07 1	61	Poly	1644	1982	2573
				2/COM	1875	2214	2804
				3	1915	2254	2843
				4	1954	2292	2882
				5	1985	2325	2916
	Standard Frame 4-Leg Base with Arm 1 Seat, 1 Top Left Shell: Poly Seat: Upholstered Pad	QUHDBL2A-04 1	67	6	2025	2363	2953
COM Yardage Refer to page 295.				For model numbers that have a corner table option, the corner table must be purchased separately. Refer to pages 291 to 293 for dimensions.			

To Order, Specify...

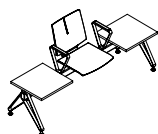
- 1 Model Number
- 2 Shell Color
- 3 Leg Color
- 4 Upholstery Selection
- 5 Top Material
- 6 Edge Detail and Color

For model numbers that have a corner table option, the corner table must be purchased separately.
Refer to pages 291 to 293 for dimensions.

TRANSPARENT AND PLATINUM POWDER COAT NOT AVAILABLE
BEAM WILL ALWAYS BE BLACK

Please reference the Power + Data Price List

Powder Coat Alternative (per color)	OPA	call
Poly Shell Alternative (per color)	OPS	call

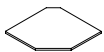

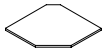
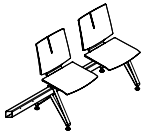


800 876 2120

COM Yardage
Refer to page 295.

To Order, Specify...

- 1 Model Number
- 2 Shell Color
- 3 Leg Color
- 4 Upholstery Selection
- 5 Top Material
- 6 Edge Detail and Color



For model numbers that have a corner table option, the corner table must be purchased separately.
Refer to pages 291 to 293 for dimensions.

TRANSPARENT AND PLATINUM POWDER COAT NOT AVAILABLE
BEAM WILL ALWAYS BE BLACK

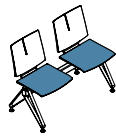
Please reference the Power + Data Price List

Custom Charges	Code	Price
Powder Coat Alternative (per color)	OPA	call
Poly Shell Alternative (per color)	OPS	call

Quanta Max

Poly Beam

Armless



VERSTEEL

Questions?

800 876 2120

top >
edge >

edge ordering code >

edge ordering code >
Seats Only
(no table)

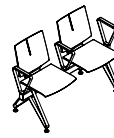
	Description	Model#	Product Wt	Grade		Laminate PVC	Laminate Wood	Veneer Wood
						Flat LPIS	Flat LWIS	Flat VWIS
						Fluted LPFIS	Fluted LWFIS	Fluted VWFIS
	Standard Frame 4-Leg Base Armless 2 Seats Shell: Poly Seat: Upholstered Pad	QUHDBL2-04	62	2/COM 3 4 5 6	1947 2025 2102 2166 2244			
	Corner Table Frame 4-Leg Base Armless 2 Seats with Corner Table Right Shell: Poly Seat: Upholstered Pad	QUHDBL2-04 R	73	2/COM 3 4 5 6	2108 2186 2262 2327 2405			
	Corner Table Ordered Separately	AQUHDBL3 2939RE	22			973	1603	2398
	Corner Table Frame 4-Leg Base Armless 2 Seats with Corner Table Left Shell: Poly Seat: Upholstered Pad	QUHDBL2-04 L	73	2/COM 3 4 5 6	2108 2186 2262 2327 2405			
	Corner Table Ordered Separately	AQUHDBL3 2939RE	22			973	1603	2398








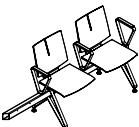

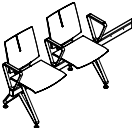

COM Yardage
Refer to page 295.

For model numbers that have a corner table option, the corner table must be purchased separately.
Refer to pages 291 to 293 for dimensions.

To Order, Specify...

- 1 Model Number
- 2 Shell Color
- 3 Leg Color
- 4 Upholstery Selection
- 5 Top Material
- 6 Edge Detail and Color



<div>top > edge ></div>		Laminate PVC	Laminate Wood	Veneer Wood				
	<div>edge ordering code ></div>	Flat  LPIS	Flat  LWIS	Flat  VWIS				
	<div>edge ordering code ></div>	Fluted  LPFIS	Fluted  LWFIS	Fluted  VWFIS				
	Seats Only (no table)							
	Description	Model#	Product Wt	Grade				
	Standard Frame 4-Leg Base with Arms 2 Seats Shell: Poly	QUHDBL2AA-07	71	Poly	1997			
	Corner Table Frame 4-Leg Base with Arms 2 Seats with Corner Table Right Shell: Poly	QUHDBL2AA-07 R	80	Poly	2158			
	Corner Table Ordered Separately	AQUHDBL3 2634RE	18			973	1603	2398
	Corner Table Frame 4-Leg Base with Arms 2 Seats with Corner Table Left Shell: Poly	QUHDBL2AA-07 L	80	Poly	2158			
	Corner Table Ordered Separately	AQUHDBL3 2634RE	18			973	1603	2398
<div>For model numbers that have a corner table option, the corner table must be purchased separately.</div> <div>Refer to pages 291 to 293 for dimensions.</div>								

Finish Options

Finish Options	Price
Chrome	\$ 165
Nickel.....	\$ 223
Powder Coat - Standard	n/c
Powder Coat - Premium.....	\$ 165

TRANSPARENT AND PLATINUM POWDER COAT NOT

AVAILABLE

BEAM WILL ALWAYS BE BLACK

Wire Management Options

Wire Management Options	Code	Price
Wire Management Beam (per beam)	WHDS	\$ 256

Power and Data Options

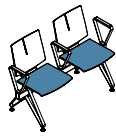
Please reference the Power + Data Price List

Custom Charges

Custom Charges	Code	Price
Powder Coat Alternative (per color)	OPA	call
Poly Shell Alternative (per color)	OPS	call

Quanta Max

Poly Beam
Arms on Both Seats



VERSTEEL

Questions?

800 876 2120

top >
edge >

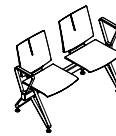
edge ordering code >

edge ordering code >
Seats Only
(no table)

	Description	Model#	Product Wt	Grade		Laminate PVC	Laminate Wood	Veneer Wood
						Flat LPIS	Flat LWIS	Flat VWIS
						Fluted LPFIS	Fluted LWFIS	Fluted VWFIS
	Standard Frame 4-Leg Base with Arms 2 Seats Shell: Poly Seat: Upholstered Pad	QUHDBL2AA-04	75	2/COM 3 4 5 6	2336 2412 2489 2553 2632			
	Corner Table Frame 4-Leg Base with Arms 2 Seats with Corner Table Right Shell: Poly Seat: Upholstered Pad	QUHDBL2AA-04 R	84	2/COM 3 4 5 6	2495 2573 2650 2714 2793			
	Corner Table Ordered Separately	AQUHDBL3 2634RE	18			973	1603	2398
	Corner Table Frame 4-Leg Base with Arms 2 Seats with Corner Table Left Shell: Poly Seat: Upholstered Pad	QUHDBL2AA-04 L	84	2/COM 3 4 5 6	2495 2573 2650 2714 2793			
	Corner Table Ordered Separately	AQUHDBL3 2634RE	18			973	1603	2398
COM Yardage Refer to page 295.					For model numbers that have a corner table option, the corner table must be purchased separately. Refer to pages 291 to 293 for dimensions.			

To Order, Specify...

- 1 Model Number
- 2 Shell Color
- 3 Leg Color
- 4 Upholstery Selection
- 5 Top Material
- 6 Edge Detail and Color



						top > edge >		Laminate PVC	Laminate Wood	Veneer Wood
						edge ordering code >		Flat LP1S	Flat LW1S	Flat VW1S
						edge ordering code >	Seats Only (no table)	Fluted LPFIS	Fluted LWFIS	Fluted VWVFS
	Description	Model#	Product Wt	Grade						
	Standard Frame 4-Leg Base with Arms 2 Seats Shell: Poly	QUHDBL2A-07	67	Poly	1745					
	Corner Table Frame 4-Leg Base with Arms 2 Seats with Corner Table Right Shell: Poly	QUHDBL2A-07 R	76	Poly	1906					
	Corner Table Ordered Separately	AQUHDBL3 2634RE	18			973	1603	2398		
	Corner Table Frame 4-Leg Base with Arms 2 Seats with Corner Table Left Shell: Poly	QUHDBL2A-07 L	76	Poly	1906					
	Corner Table Ordered Separately	AQUHDBL3 2634RE	18			973	1603	2398		
For model numbers that have a corner table option, the corner table must be purchased separately. Refer to pages 291 to 293 for dimensions.										

Finish Options	Price
Chrome	\$ 165
Nickel.....	\$ 223
Powder Coat - Standard	n/c
Powder Coat - Premium.....	\$ 165

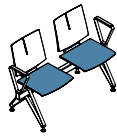
TRANSPARENT AND PLATINUM POWDER COAT NOT
AVAILABLE
BEAM WILL ALWAYS BE BLACK

Wire Management Options	Code	Price
Wire Management Beam (per beam)	WHDS	\$ 256
Power and Data Options Please reference the Power + Data Price List		

Custom Charges	Code	Price
Powder Coat Alternative (per color)	OPA	call
Poly Shell Alternative (per color)	OPS	call

Quanta Max

Poly Beam
Arms on Ends



VERSTEEL

Questions?

800 876 2120

top >
edge >

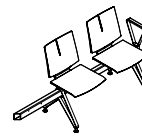
edge ordering code >

edge ordering code >
Seats Only
(no table)

	Description	Model#	Product Wt	Grade		Laminate PVC	Laminate Wood	Veneer Wood
						Flat LPIS	Flat LWIS	Flat VWIS
						Fluted LPFIS	Fluted LWFIS	Fluted VWFIS
	Standard Frame 4-Leg Base with Arms 2 Seats Shell: Poly Seat: Upholstered Pad	QUHDBL2A-04	72	2/COM 3 4 5 6	2075 2153 2231 2295 2375			
	Corner Table Frame 4-Leg Base with Arms 2 Seats with Corner Table Right Shell: Poly Seat: Upholstered Pad	QUHDBL2A-04 R	81	2/COM 3 4 5 6	2235 2314 2392 2458 2535			
	Corner Table Sold Separately	AQUHDBL3 2634RE	18			973	1603	2398
	Corner Table Frame 4-Leg Base with Arms 2 Seats with Corner Table Left Shell: Poly Seat: Upholstered Pad	QUHDBL2A-04 L	81	2/COM 3 4 5 6	2235 2314 2392 2458 2535			
	Corner Table Sold Separately	AQUHDBL3 2634RE	18			973	1603	2398
COM Yardage Refer to page 295.					For model numbers that have a corner table option, the corner table must be purchased separately. Refer to pages 291 to 293 for dimensions.			

To Order, Specify...

- 1 Model Number
- 2 Shell Color
- 3 Leg Color
- 4 Upholstery Selection
- 5 Top Material
- 6 Edge Detail and Color



						top > edge >		Laminate PVC	Laminate Wood	Veneer Wood
						edge ordering code >		Flat LPIS	Flat LWIS	Flat VWIS
						edge ordering code >	Seats Only (no table)	Fluted LPFIS	Fluted LWFIS	Fluted VWFIS
	Description	Model#	Product Wt	Grade						
	Corner Table Frame 4-Leg Base with Arm 2 Seats with Corner Table Right Shell: Poly	QUHDBL2AE-07 R	74	Poly	1901					
	Corner Table Ordered Separately	AQUHDBL3 2634RE	18			973	1603	2398		
	Corner Table Frame 4-Leg Base with Arm 2 Seats with Corner Table Left Shell: Poly	QUHDBL2AE-07 L	74	Poly	1901					
	Corner Table Ordered Separately	AQUHDBL3 2634RE	18			973	1603	2398		
	Corner Table Frame 4-Leg Base with Arm 2 Seats with Corner Table Right Shell: Poly Seat: Upholstered Pad	QUHDBL2AE-04 R	78	2/COM 3 4 5 6	1850 1928 2007 2070 2148					
	Corner Table Ordered Separately	AQUHDBL3 2634RE	18			973	1603	2398		
	Corner Table Frame 4-Leg Base with Arm 2 Seats with Corner Table Left Shell: Poly Seat: Upholstered Pad	QUHDBL2AE-04 L	78	2/COM 3 4 5 6	1850 1928 2007 2070 2148					
	Corner Table Ordered Separately	AQUHDBL3 2634RE	18			973	1603	2398		
COM Yardage Refer to page 295.						For model numbers that have a corner table option, the corner table must be purchased separately. Refer to pages 291 to 293 for dimensions.				

Finish Options

Chrome	\$ 165
Nickel	\$ 223
Powder Coat - Standard	n/c
Powder Coat - Premium	\$ 165

TRANSPARENT AND PLATINUM POWDER COAT NOT

AVAILABLE

BEAM WILL ALWAYS BE BLACK

Wire Management Options

Wire Management Beam (per beam)	WHDS	\$ 256
---------------------------------------	------	--------

Power and Data Options


Please reference the Power + Data Price List

Custom Charges

Powder Coat Alternative (per color)	OPA	call
Poly Shell Alternative (per color)	OPS	call

Quanta Max









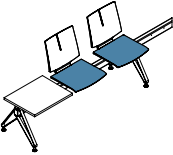
Poly Beam
Armless



VERSTEEL

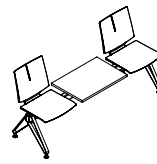
Questions?

800 876 2120

						top > edge >	Laminate PVC	Laminate Wood	Veneer Wood
						edge ordering code >	Flat  LP1S	Flat  LW1S	Flat  VW1S
						edge ordering code >	Fluted  LPFIS	Fluted  LWFIS	Fluted  VWFIS
						Grade			
	Standard Frame 4-Leg Base Armless 2 Seats, 1 Top Right Shell: Poly	QUHDBL3-07 3	80		Poly		1947	2285	2877
	Corner Table Frame 4-Leg Base Armless 2 Seats, 1 Top Right with Corner Table Left Shell: Poly	QUHDBL3-07 3L	91		Poly		2108	2446	3036
	Corner Table Ordered Separately	AQUHDBL3 2939RE	22				973	1603	2398
	Standard Frame 4-Leg Base Armless 2 Seats, 1 Top Right Shell: Poly Seat: Upholstered Pad	QUHDBL3-04 3	83		2/COM		2412	2749	3342
					3		2495	2832	3424
					4		2567	2905	3497
					5		2632	2971	3560
					6		2708	3047	3636
	Corner Table Frame 4-Leg Base Armless 2 Seats, 1 Top Right with Corner Table Left Shell: Poly Seat: Upholstered Pad	QUHDBL3-04 3L	94		2/COM		2573	2911	3503
					3		2650	2988	3579
					4		2727	3064	3658
					5		2793	3131	3720
					6		2869	3207	3799
	Corner Table Ordered Separately	AQUHDBL3 2939RE	22				973	1603	2398
COM Yardage Refer to page 295.						For model numbers that have a corner table option, the corner table must be purchased separately. Refer to pages 291 to 293 for dimensions.			

To Order, Specify...

- 1 Model Number
- 2 Shell Color
- 3 Leg Color
- 4 Upholstery Selection
- 5 Top Material
- 6 Edge Detail and Color



					top > edge >	Laminate PVC	Laminate Wood	Veneer Wood
					edge ordering code >	Flat LP1S	Flat LW1S	Flat VW1S
					edge ordering code >	Fluted LPFIS	Fluted LWFIS	Fluted VW FIS
	Description	Model#	Product Wt	Grade				
	Standard Frame 4-Leg Base Armless 2 Seats, 1 Top Center Shell: Poly	QUHDBL3-07 2	80	Poly		1947	2285	2877
	Corner Table Frame 4-Leg Base Armless 2 Seats, 1 Top Center with Corner Table Right Shell: Poly	QUHDBL3-07 2R	91	Poly		2108	2446	3036
	Corner Table Ordered Separately	AQUHDBL3 2939RE	22			973	1603	2398
	Corner Table Frame 4-Leg Base Armless 2 Seats, 1 Top Center with Corner Table Left Shell: Poly	QUHDBL3-07 2L	91	Poly		2108	2446	3036
	Corner Table Ordered Separately	AQUHDBL3 2939RE	22			973	1603	2398
For model numbers that have a corner table option, the corner table must be purchased separately. Refer to pages 291 to 293 for dimensions.								

Finish Options	Price
Chrome	\$ 165
Nickel.....	\$ 223
Powder Coat - Standard	n/c
Powder Coat - Premium.....	\$ 165

TRANSPARENT AND PLATINUM POWDER COAT NOT
AVAILABLE
BEAM WILL ALWAYS BE BLACK

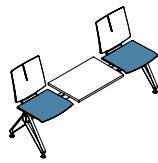
Wire Management Options	Code	Price
Wire Management Beam (per beam)	WHDS	\$ 256
Power and Data Options Please reference the Power + Data Price List		

Custom Charges	Code	Price
Powder Coat Alternative (per color)	OPA	call
Poly Shell Alternative (per color)	OPS	call

Quanta Max

Poly Beam

Armless



VERSTEEL

Questions?

800 876 2120

top >
edge >

edge ordering code >

edge ordering code >

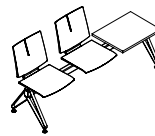
	Description	Model#	Product Wt	Grade	Laminate PVC	Laminate Wood	Veneer Wood
	Standard Frame 4-Leg Base Armless 2 Seats, 1 Top Center Shell: Poly Seat: Upholstered Pad	QUHDBL3-04 2	83	2/COM	Flat LPIS	Flat LWIS	Flat VWIS
				3	2412	2749	3342
				4	2495	2832	3424
				5	2567	2905	3497
				6	2632	2971	3560
					2708	3047	3636
	Corner Table Frame 4-Leg Base Armless 2 Seats, 1 Top Center with Corner Table Right Shell: Poly Seat: Upholstered Pad	QUHDBL3-04 2R	94	2/COM	Fluted LPFIS	Fluted LWFIS	Fluted VWFIS
				3	2573	2911	3503
				4	2650	2988	3579
				5	2727	3064	3658
				6	2793	3131	3720
					2869	3207	3799
	Corner Table Ordered Separately	AQUHDBL3 2939RE	22		973	1603	2398
	Corner Table Frame 4-Leg Base Armless 2 Seats, 1 Top Center with Corner Table Left Shell: Poly Seat: Upholstered Pad	QUHDBL3-04 2L	94	2/COM	Fluted LPFIS	Fluted LWFIS	Fluted VWFIS
				3	2573	2911	3503
				4	2650	2988	3579
				5	2727	3064	3658
				6	2793	3131	3720
					2869	3207	3799
	Corner Table Ordered Separately	AQUHDBL3 2939RE	22		973	1603	2398










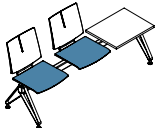
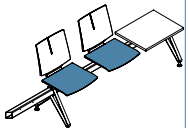

COM Yardage
Refer to page 295.

For model numbers that have a corner table option, the corner table must be purchased separately.
Refer to pages 291 to 293 for dimensions.

To Order, Specify...

- 1 Model Number
- 2 Shell Color
- 3 Leg Color
- 4 Upholstery Selection
- 5 Top Material
- 6 Edge Detail and Color



	Description	Model#	Product Wt	Grade	top > edge >		
					edge ordering code >		
					Laminate PVC	Laminate Wood	Veneer Wood
					Flat	Flat	Flat
							
					LP1S	LW1S	VW1S
					Fluted	Fluted	Fluted
							
					LPFIS	LWFIS	VWFIS
	Standard Frame 4-Leg Base Armless 2 Seats, 1 Top Left Shell: Poly	QUHDBL3-071	80	Poly	1947	2285	2877
	Corner Table Frame 4-Leg Base Armless 2 Seats, 1 Top Left with Corner Table Right Shell: Poly	QUHDBL3-071R	91	Poly	2108	2446	3036
	Corner Table Ordered Separately	AQUHDBL3 2939RE	22		973	1603	2398
	Standard Frame 4-Leg Base Armless 2 Seats, 1 Top Left Shell: Poly Seat: Upholstered Pad	QUHDBL3-041	83	2/COM	2412	2749	3342
				3	2495	2832	3424
				4	2567	2905	3497
				5	2632	2971	3560
				6	2708	3047	3636
	Corner Table Frame 4-Leg Base Armless 2 Seats, 1 Top Left with Corner Table Right Shell: Poly Seat: Upholstered Pad	QUHDBL3-041R	94	2/COM	2573	2911	3503
				3	2650	2988	3579
				4	2727	3064	3658
				5	2793	3131	3720
				6	2869	3207	3799
	Corner Table Ordered Separately	AQUHDBL3 2939RE	22		973	1603	2398
COM Yardage Refer to page 295.					For model numbers that have a corner table option, the corner table must be purchased separately. Refer to pages 291 to 293 for dimensions.		

Finish Options	Price
Chrome	\$ 165
Nickel.....	\$ 223
Powder Coat - Standard	n/c
Powder Coat - Premium.....	\$ 165


TRANSPARENT AND PLATINUM POWDER COAT NOT
AVAILABLE
BEAM WILL ALWAYS BE BLACK

Wire Management Options	Code	Price
Wire Management Beam (per beam)	WHDS	\$ 256
Power and Data Options Please reference the Power + Data Price List		

Custom Charges	Code	Price
Powder Coat Alternative (per color)	OPA	call
Poly Shell Alternative (per color)	OPS	call

Quanta Max







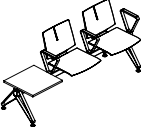


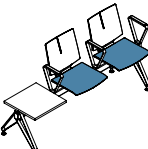
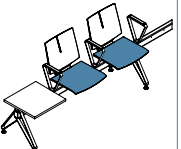

Poly Beam
Arms on Both Seats



VERSTEEL

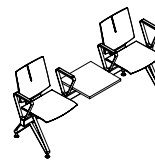
Questions?







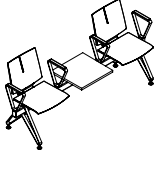
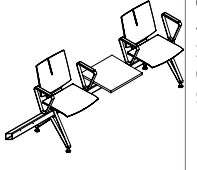
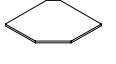
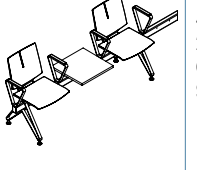
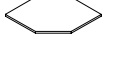
800 876 2120

	Description	Model#	Product Wt	Grade	top > edge >		
					Laminate PVC	Laminate Wood	Veneer Wood
					Flat  edge ordering code > LP1S	Flat  edge ordering code > LW1S	Flat  edge ordering code > VW1S
					Fluted  edge ordering code > LPFIS	Fluted  edge ordering code > LWFIS	Fluted  edge ordering code > VWFIS
	Standard Frame 4-Leg Base with Arms 2 Seats, 1 Top Right Shell: Poly	QUHDBL3AA-07 3	88	Poly	2462	2801	3393
	Corner Table Frame 4-Leg Base with Arms 2 Seats, 1 Top Right with Corner Table Left Shell: Poly	QUHDBL3AA-07 3L	97	Poly	2623	2963	3552
	Corner Table Ordered Separately	AQUHDBL3 2634RE	18		973	1603	2398
	Standard Frame 4-Leg Base with Arms 2 Seats, 1 Top Right Shell: Poly Seat: Upholstered Pad	QUHDBL3AA-04 3	96	2/COM 3 4 5 6	2927 3003 3082 3148 3226	3266 3344 3422 3484 3564	3858 3934 4013 4076 4154
	Corner Table Frame 4-Leg Base with Arms 2 Seats, 1 Top Right with Corner Table Left Shell: Poly Seat: Upholstered Pad	QUHDBL3AA-04 3L	104	2/COM 3 4 5 6	3088 3165 3242 3310 3388	3427 3505 3582 3647 3723	4018 4096 4172 4237 4315
	Corner Table Ordered Separately	AQUHDBL3 2634RE	18		973	1603	2398
COM Yardage Refer to page 295.	For model numbers that have a corner table option, the corner table must be purchased separately. Refer to pages 291 to 293 for dimensions.						

To Order, Specify...

- 1 Model Number
- 2 Shell Color
- 3 Leg Color
- 4 Upholstery Selection
- 5 Top Material
- 6 Edge Detail and Color



	Description	Model#	Product Wt	Grade	top > edge >		
					edge ordering code >		
					Laminate PVC	Laminate Wood	Veneer Wood
					Flat	Flat	Flat
							
					LP1S	LW1S	VW1S
					Fluted	Fluted	Fluted
							
					LPFIS	LWFIS	VWFIS
	Standard Frame 4-Leg Base with Arms 2 Seats, 1 Top Center Shell: Poly	QUHDBL3AA-07 2	93	Poly	2462	2801	3393
	Corner Table Frame 4-Leg Base with Arms 2 Seats, 1 Top Center with Corner Table Right Shell: Poly	QUHDBL3AA-07 2R	102	Poly	2623	2963	3552
	Corner Table Ordered Separately	AQUHDBL3 2634RE	18		973	1603	2398
	Corner Table Frame 4-Leg Base with Arms 2 Seats, 1 Top Center with Corner Table Left Shell: Poly	QUHDBL3AA-07 2L	102	Poly	2623	2963	3552
	Corner Table Ordered Separately	AQUHDBL3 2634RE	18	"	973	1603	2398
For model numbers that have a corner table option, the corner table must be purchased separately. Refer to pages 291 to 293 for dimensions.							

Finish Options	Price
Chrome	\$ 165
Nickel.....	\$ 223
Powder Coat - Standard	n/c
Powder Coat - Premium.....	\$ 165

TRANSPARENT AND PLATINUM POWDER COAT NOT
AVAILABLE
BEAM WILL ALWAYS BE BLACK

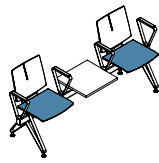
Wire Management Options	Code	Price
Wire Management Beam (per beam)	WHDS	\$ 256

Power and Data Options
Please reference the Power + Data Price List

Custom Charges	Code	Price
Powder Coat Alternative (per color)	OPA	call
Poly Shell Alternative (per color)	OPS	call

Quanta Max

Poly Beam
Arms on Both Seats



VERSTEEL

Questions?

800 876 2120

top >
edge >

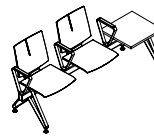
edge ordering code >







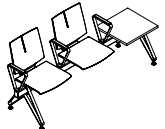
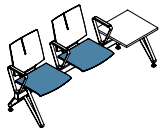
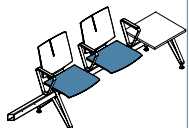
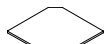
edge ordering code >

	Description	Model#	Product Wt	Grade			
	Standard Frame 4-Leg Base with Arms 2 Seats, 1 Top Center Shell: Poly Seat: Upholstered Pad	QUHDBL3AA-04 2	98	2/COM	2927	3266	3858
				3	3003	3344	3934
				4	3082	3422	4013
				5	3148	3484	4076
				6	3226	3564	4154
	Corner Table Frame 4-Leg Base with Arms 2 Seats, 1 Top Center with Corner Table Right Shell: Poly Seat: Upholstered Pad	QUHDBL3AA-04 2R	106	2/COM	3088	3427	4018
				3	3165	3505	4096
				4	3242	3582	4172
				5	3310	3647	4237
				6	3388	3723	4315
	Corner Table Ordered Separately	AQUHDBL3 2634RE	18		973	1603	2398
	Corner Table Frame 4-Leg Base with Arms 2 Seats, 1 Top Center with Corner Table Left Shell: Poly Seat: Upholstered Pad	QUHDBL3AA-04 2L	106	2/COM	3088	3427	4018
				3	3165	3505	4096
				4	3242	3582	4172
				5	3310	3647	4237
				6	3388	3723	4315
	Corner Table Ordered Separately	AQUHDBL3 2634RE	18		973	1603	2398

To Order, Specify...

- 1 Model Number
- 2 Shell Color
- 3 Leg Color
- 4 Upholstery Selection
- 5 Top Material
- 6 Edge Detail and Color



					top > edge >	Laminate PVC	Laminate Wood	Veneer Wood
					edge ordering code >	<div>Flat</div>  <div>LPIS</div>	<div>Flat</div>  <div>LWIS</div>	<div>Flat</div>  <div>VWIS</div>
					edge ordering code >	<div>Fluted</div>  <div>LPFIS</div>	<div>Fluted</div>  <div>LWFIS</div>	<div>Fluted</div>  <div>VWFIS</div>
					Description	Model#	Product Wt	Grade
	Standard Frame 4-Leg Base with Arms 2 Seats, 1 Top Left Shell: Poly	QUHDBL3AA-071	88	Poly	2462	2801	3393	
	Corner Table Frame 4-Leg Base with Arms 2 Seats, 1 Top Left with Corner Table Right Shell: Poly	QUHDBL3AA-071R	97	Poly	2623	2963	3552	
	Corner Table Ordered Separately	AQUHDBL3 2634RE	18		973	1603	2398	
	Standard Frame 4-Leg Base with Arms 2 Seats, 1 Top Left Shell: Poly Seat: Upholstered Pad	QUHDBL3AA-041	96	2/COM	2927	3266	3858	
				3	3003	3344	3934	
				4	3082	3422	4013	
				5	3148	3484	4076	
				6	3226	3564	4154	
	Corner Table Frame 4-Leg Base with Arms 2 Seats, 1 Top Left with Corner Table Right Shell: Poly Seat: Upholstered Pad	QUHDBL3AA-041R	104	2/COM	3088	3427	4018	
				3	3165	3505	4096	
				4	3242	3582	4172	
				5	3310	3647	4237	
				6	3388	3723	4315	
	Corner Table Ordered Separately	AQUHDBL3 2634RE	18		973	1603	2398	
COM Yardage Refer to page 295.					For model numbers that have a corner table option, the corner table must be purchased separately. Refer to pages 291 to 293 for dimensions.			

Finish Options	Price
Chrome	\$ 165
Nickel.....	\$ 223
Powder Coat - Standard	n/c
Powder Coat - Premium.....	\$ 165

TRANSPARENT AND PLATINUM POWDER COAT NOT
AVAILABLE
BEAM WILL ALWAYS BE BLACK


Wire Management Options	Code	Price
Wire Management Beam (per beam)	WHDS	\$ 256

Power and Data Options
Please reference the Power + Data Price List

Custom Charges	Code	Price
Powder Coat Alternative (per color)	OPA	call
Poly Shell Alternative (per color)	OPS	call

Quanta Max







Poly Beam
Arms on Ends



VERSTEEL

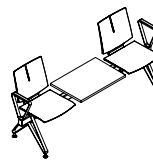
Questions?







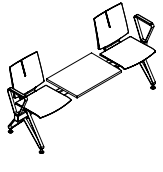
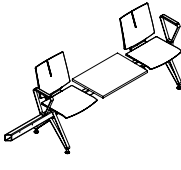
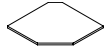
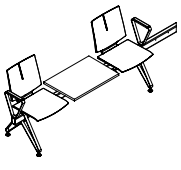
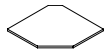
800 876 2120

<div>Questions?</div> <div>800 876 2120</div>	<div>top ></div> <div>edge ></div>	Laminate PVC	Laminate Wood	Veneer Wood					
		<div>Flat</div> <div></div> <div>LP1S</div>	<div>Flat</div> <div></div> <div>LW1S</div>	<div>Flat</div> <div></div> <div>VW1S</div>					
		<div>Fluted</div> <div></div> <div>LPFIS</div>	<div>Fluted</div> <div></div> <div>LWFI S</div>	<div>Fluted</div> <div></div> <div>VWFI S</div>					
		<div>edge ordering code ></div>							

To Order, Specify...

- 1 Model Number
- 2 Shell Color
- 3 Leg Color
- 4 Upholstery Selection
- 5 Top Material
- 6 Edge Detail and Color



						top > edge >	Laminate PVC	Laminate Wood	Veneer Wood
							Flat 	Flat 	Flat 
						edge ordering code >	LP1S	LW1S	VW1S
							Fluted 	Fluted 	Fluted 
						edge ordering code >	LPFIS	LWFIS	VWFIS
Description		Model#	Product Wt	Grade					
	Standard Frame 4-Leg Base with Arms 2 Seats, 1 Top Center Shell: Poly	QUHDBL3A-07 2	88	Poly			2205	2543	3134
	Corner Table Frame 4-Leg Base with Arms 2 Seats, 1 Top Center with Corner Table Right Shell: Poly	QUHDBL3A-07 2R	96	Poly			2366	2704	3295
	Corner Table Ordered Separately	AQUHDBL3 2634RE	18				973	1603	2398
	Corner Table Frame 4-Leg Base with Arms 2 Seats, 1 Top Center with Corner Table Left Shell: Poly	QUHDBL3A-07 2L	96	Poly			2366	2704	3295
	Corner Table Ordered Separately	AQUHDBL3 2634RE	18				973	1603	2398
For model numbers that have a corner table option, the corner table must be purchased separately.									
Refer to pages 291 to 293 for dimensions.									

Finish Options	Price
Chrome	\$ 165
Nickel.....	\$ 223
Powder Coat - Standard	n/c
Powder Coat - Premium.....	\$ 165

TRANSPARENT AND PLATINUM POWDER COAT NOT
AVAILABLE
BEAM WILL ALWAYS BE BLACK

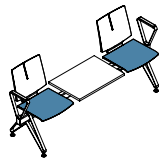
Wire Management Options	Code	Price
Wire Management Beam (per beam)	WHDS	\$ 256
Power and Data Options Please reference the Power + Data Price List		

Custom Charges	Code	Price
Powder Coat Alternative (per color)	OPA	call
Poly Shell Alternative (per color)	OPS	call

Quanta Max

Poly Beam

Arms on Ends



VERSTEEL

Questions?

800 876 2120

top >
edge >

edge ordering code >

edge ordering code >


	Description	Model#	Product Wt	Grade	Laminate PVC	Laminate Wood	Veneer Wood
	Standard Frame 4-Leg Base with Arms 2 Seats, 1 Top Center Shell: Poly Seat: Upholstered Pad	QUHDBL3A-04 2	92	2/COM	Flat 	Flat 	Flat
				3	LP1S	LW1S	VW1S
				4	LPFIS	LWFIS	VWFIS
				5			
				6			
	Corner Table Frame 4-Leg Base with Arms 2 Seats, 1 Top Center with Corner Table Right Shell: Poly Seat: Upholstered Pad	QUHDBL3A-04 2R	102	2/COM	Fluted 	Fluted 	Fluted
				3	2829	3169	3758
				4	2907	3246	3836
				5	2984	3322	3914
				6	3051	3391	3980
					3127	3468	4055
	Corner Table Ordered Separately	AQUHDBL3 2634RE	18		973	1603	2398
	Corner Table Frame 4-Leg Base with Arms 2 Seats, 1 Top Center with Corner Table Left Shell: Poly Seat: Upholstered Pad	QUHDBL3A-04 2L	102	2/COM	Fluted 	Fluted 	Fluted
				3	2829	3169	3758
				4	2907	3246	3836
				5	2984	3322	3914
				6	3051	3391	3980
					3127	3468	4055
	Corner Table Ordered Separately	AQUHDBL3 2634RE	18		973	1603	2398







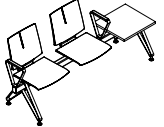

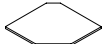
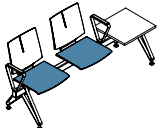
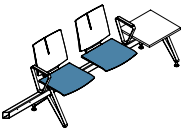
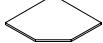
COM Yardage
Refer to page 295.

For model numbers that have a corner table option, the corner table must be purchased separately.
Refer to pages 291 to 293 for dimensions.

To Order, Specify...

- 1 Model Number
- 2 Shell Color
- 3 Leg Color
- 4 Upholstery Selection
- 5 Top Material
- 6 Edge Detail and Color



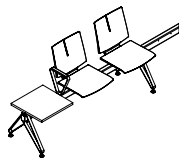
	Description	Model#	Product Wt	Grade	top > edge >		
					edge ordering code >		
					Laminate PVC	Laminate Wood	Veneer Wood
					Flat	Flat	Flat
							
					LP1S	LW1S	VW1S
					Fluted	Fluted	Fluted
							
					LPF1S	LWF1S	VWF1S
	Standard Frame 4-Leg Base with Arms 2 Seats, 1 Top Left Shell: Poly	QUHDBL3A-07 1	88	Poly	2205	2543	3134
	Corner Table Frame 4-Leg Base with Arms 2 Seats, 1 Top Left with Corner Table Right Shell: Poly	QUHDBL3A-07 1R	96	Poly	2366	2704	3295
	Corner Table Ordered Separately	AQUHDBL3 2634RE	18		973	1603	2398
	Standard Frame 4-Leg Base with Arms 2 Seats, 1 Top Left Shell: Poly Seat: Upholstered Pad	QUHDBL3A-04 1	92	2/COM	2668	3008	3598
				3	2746	3084	3676
				4	2824	3162	3752
				5	2890	3230	3819
				6	2967	3307	3894
	Corner Table Frame 4-Leg Base with Arms 2 Seats, 1 Top Left with Corner Table Right Shell: Poly Seat: Upholstered Pad	QUHDBL3A-04 1R	102	2/COM	2829	3169	3758
				3	2907	3246	3836
				4	2984	3322	3914
				5	3051	3391	3980
				6	3127	3468	4055
	Corner Table Ordered Separately	AQUHDBL3 2634RE	18		973	1603	2398
COM Yardage Refer to page 295.					For model numbers that have a corner table option, the corner table must be purchased separately. Refer to pages 291 to 293 for dimensions.		

Finish Options	Price
Chrome	\$ 165
Nickel.....	\$ 223
Powder Coat - Standard	n/c
Powder Coat - Premium.....	\$ 165

TRANSPARENT AND PLATINUM POWDER COAT NOT
AVAILABLE
BEAM WILL ALWAYS BE BLACK







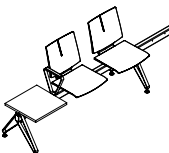



Wire Management Options	Code	Price
Wire Management Beam (per beam)	WHDS	\$ 256
Power and Data Options Please reference the Power + Data Price List		

Custom Charges	Code	Price
Powder Coat Alternative (per color)	OPA	call
Poly Shell Alternative (per color)	OPS	call



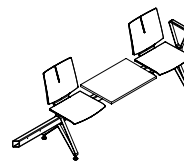
Questions?







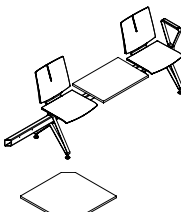
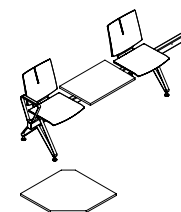
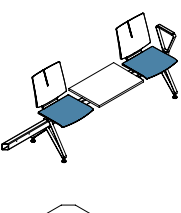
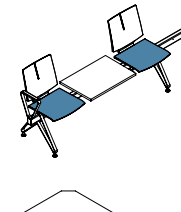
800 876 2120

<div>Questions?</div> <div>800 876 2120</div>	<div>top ></div> <div>edge ></div>	Laminate PVC	Laminate Wood	Veneer Wood			
		<div>Flat</div> <div></div> <div>LPIS</div>	<div>Flat</div> <div></div> <div>LWIS</div>	<div>Flat</div> <div></div> <div>VWIS</div>			
		<div>Fluted</div> <div></div> <div>LPFIS</div>	<div>Fluted</div> <div></div> <div>LWFIS</div>	<div>Fluted</div> <div></div> <div>VWFIS</div>			
		edge ordering code >					
<div></div> <div></div> <div></div> <div></div>	Description	Model#	Product Wt	Grade			
	Corner Table Frame 4-Leg Base with Arm 2 Seats, 1 Top Right with Corner Table Left Shell: Poly	QUHDBL3AE-07 3L	92	Poly	2235	2578	3165
	Corner Table Ordered Separately	AQUHDBL3 2634RE	18		973	1603	2398
	Corner Table Frame 4-Leg Base with Arm 2 Seats, 1 Top Right with Corner Table Left Shell: Poly Seat: Upholstered Pad	QUHDBL3AE-04 3L	96	2/COM	2700	3039	3631
				3	2779	3118	3708
				4	2856	3193	3786
				5	2920	3261	3851
				6	2999	3337	3930
	Corner Table Ordered Separately	AQUHDBL3 2634RE	18		973	1603	2398
<div>COM Yardage</div> <div>Refer to page 295.</div>	<div>For model numbers that have a corner table option, the corner table must be purchased separately.</div> <div>Refer to pages 291 to 293 for dimensions.</div>						

To Order, Specify...

- 1 Model Number
- 2 Shell Color
- 3 Leg Color
- 4 Upholstery Selection
- 5 Top Material
- 6 Edge Detail and Color



					top > edge >	Laminate PVC	Laminate Wood	Veneer Wood
						Flat 	Flat 	Flat 
					edge ordering code >	LPIS	LWIS	VWIS
						Fluted 	Fluted 	Fluted 
					edge ordering code >	LPFIS	LWFIS	VWFIS
Description		Model#	Product Wt	Grade				
	Corner Table Frame 4-Leg Base with Arm 2 Seats, 1 Top Center with Corner Table Right Shell: Poly	QUHDBL3AE-07 2R	97	Poly		2235	2578	3165
	Corner Table Ordered Separately	AQUHDBL3 2634RE	18			973	1603	2398
	Corner Table Frame 4-Leg Base with Arm 2 Seats, 1 Top Center with Corner Table Left Shell: Poly	QUHDBL3AE-07 2L	97	Poly		2235	2578	3165
	Corner Table Ordered Separately	AQUHDBL3 2634RE	18			973	1603	2398
	Corner Table Frame 4-Leg Base with Arm 2 Seats, 1 Top Center with Corner Table Right Shell: Poly Seat: Upholstered Pad	QUHDBL3AE-04 2R	101	2/COM		2700	3039	3631
				3		2779	3118	3708
				4		2856	3193	3786
				5		2920	3261	3851
				6		2999	3337	3930
						973	1603	2398
	Corner Table Frame 4-Leg Base with Arm 2 Seats, 1 Top Center with Corner Table Left Shell: Poly Seat: Upholstered Pad	QUHDBL3AE-04 2L	101	2/COM		2700	3039	3631
				3		2779	3118	3708
				4		2856	3193	3786
				5		2920	3261	3851
				6		2999	3337	3930
						973	1603	2398
Corner Table Ordered Separately		AQUHDBL3 2634RE	18			973	1603	2398
COM Yardage Refer to page 295.		For model numbers that have a corner table option, the corner table must be purchased separately.						
		Refer to pages 291 to 293 for dimensions.						

For model numbers that have a corner table option, the corner table must be purchased separately.
Refer to pages 291 to 293 for dimensions.

Finish Options	Price
Chrome	\$ 165
Nickel.....	\$ 223
Powder Coat - Standard	n/c
Powder Coat - Premium.....	\$ 165

TRANSPARENT AND PLATINUM POWDER COAT NOT
AVAILABLE
BEAM WILL ALWAYS BE BLACK

Wire Management Options	Code	Price
Wire Management Beam (per beam)	WHDS	\$ 256

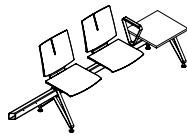
Power and Data Options
Please reference the Power + Data Price List

Custom Charges	Code	Price
Powder Coat Alternative (per color)	OPA	call
Poly Shell Alternative (per color)	OPS	call

Quanta Max

Poly Beam

Arm on One End Outside Seat







**VERSTEEL****Questions?**

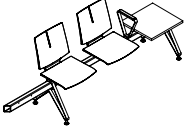

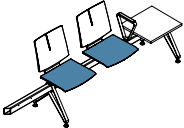

800 876 2120

top >
edge >

edge ordering code >


edge ordering code >







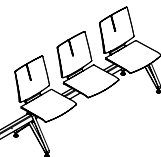

Laminate PVC	Laminate Wood	Veneer Wood
Flat  LP1S	Flat  LW1S	Flat  VW1S
Fluted  LPFIS	Fluted  LWFIS	Fluted  VVWFS
2235	2578	3165
973	1603	2398
2700	3039	3631
2779	3118	3708
2856	3193	3786
2920	3261	3851
2999	3337	3930
973	1603	2398

	Description	Model#	Product Wt	Grade
	Corner Table Frame 4-Leg Base with Arm 2 Seats, 1 Top Left with Corner Table Right Shell: Poly	QUHDBL3AE-071R	92	Poly
	Corner Table Ordered Separately	AQUHDBL3 2634RE	18	
	Corner Table Frame 4-Leg Base with Arm 2 Seats, 1 Top Left with Corner Table Right Shell: Poly Seat: Upholstered Pad	QUHDBL3AE-041R	96	2/COM
	Corner Table Ordered Separately	AQUHDBL3 2634RE	18	

COM Yardage
Refer to page 295.For model numbers that have a corner table option, the corner table must be purchased separately.
Refer to pages 291 to 293 for dimensions.**To Order, Specify...**

- ① Model Number
- ② Shell Color
- ③ Leg Color
- ④ Upholstery Selection
- ⑤ Top Material
- ⑥ Edge Detail and Color



						top > edge >		Laminate PVC	Laminate Wood	Veneer Wood
						edge ordering code >		Flat  LP1S	Flat  LW1S	Flat  VW1S
							edge ordering code >	Seats Only (no table)	Fluted  LPFIS	Fluted  LWFIS
						Description		Model#	Product Wt	Grade
	Standard Frame 4-Leg Base Armless 3 Seats Shell: Poly	QUHDBL3-07	80	Poly	1843					
	Corner Table Frame 4-Leg Base Armless 3 Seats with Corner Table Right Shell: Poly	QUHDBL3-07 R	91	Poly	2007					
	Corner Table Ordered Separately	AQUHDBL3 2939RE	22			973	1603	2398		
 	Corner Table Frame 4-Leg Base Armless 3 Seats with Corner Table Left Shell: Poly	QUHDBL3-07 L	91	Poly	2007					
	Corner Table Ordered Separately	AQUHDBL3 2939RE	22			973	1603	2398		
	<div>For model numbers that have a corner table option, the corner table must be purchased separately.</div> <div>Refer to pages 291 to 293 for dimensions.</div>									

Finish Options	Price
Chrome	\$ 165
Nickel.....	\$ 223
Powder Coat - Standard	n/c
Powder Coat - Premium.....	\$ 165

TRANSPARENT AND PLATINUM POWDER COAT NOT
AVAILABLE
BEAM WILL ALWAYS BE BLACK

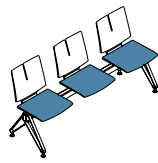
Wire Management Options	Code	Price
Wire Management Beam (per beam)	WHDS	\$ 256
Power and Data Options		
Please reference the Power + Data Price List		

Custom Charges	Code	Price
Powder Coat Alternative (per color)	OPA	call
Poly Shell Alternative (per color)	OPS	call

Quanta Max

Poly Beam

Armless



VERSTEEL








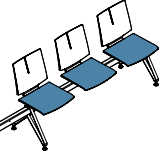

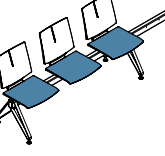

Questions?

800 876 2120

top >
edge >

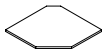

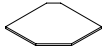
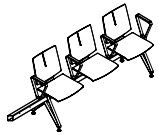
edge ordering code >

edge ordering code >
Seats Only
(no table)

	Description	Model#	Product Wt	Grade		Laminate PVC	Laminate Wood	Veneer Wood
						Flat  LPIS	Flat  LWIS	Flat  VWIS
						Fluted  LPFIS	Fluted  LWFIS	Fluted  VWFIS
	Standard Frame 4-Leg Base Armless 3 Seats Shell: Poly Seat: Upholstered Pad	QUHDBL3-04	87	2/COM 3 4 5 6	2541 2658 2773 2869 2984			
	Corner Table Frame 4-Leg Base Armless 3 Seats with Corner Table Right Shell: Poly Seat: Upholstered Pad	QUHDBL3-04 R	98	2/COM 3 4 5 6	2700 2820 2935 3031 3148			
	Corner Table Ordered Separately	AQUHDBL3 2939RE	22			973	1603	2398
	Corner Table Frame 4-Leg Base Armless 3 Seats with Corner Table Left Shell: Poly Seat: Upholstered Pad	QUHDBL3-04 L	98	2/COM 3 4 5 6	2700 2820 2935 3031 3148			
	Corner Table Ordered Separately	AQUHDBL3 2939RE	22			973	1603	2398
COM Yardage Refer to page 295.	For model numbers that have a corner table option, the corner table must be purchased separately. Refer to pages 291 to 293 for dimensions.							

To Order, Specify...

- 1 Model Number
- 2 Shell Color
- 3 Leg Color
- 4 Upholstery Selection
- 5 Top Material
- 6 Edge Detail and Color



For model numbers that have a corner table option, the corner table must be purchased separately.
Refer to pages 291 to 293 for dimensions.

TRANSPARENT AND PLATINUM POWDER COAT NOT AVAILABLE
BEAM WILL ALWAYS BE BLACK

Wire Management Options	Code	Price
Wire Management Beam (per beam)	WHDS	\$ 256

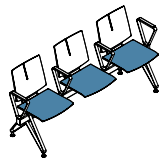
Please reference the Power + Data Price List

Custom Charges	Code	Price
Powder Coat Alternative (per color)	OPA	call
Poly Shell Alternative (per color)	OPS	call

Custom Charges	Code	Price
Powder Coat Alternative (per color)	OPA	call
Poly Shell Alternative (per color)	OPS	call

Quanta Max

Poly Beam
Arms on All 3 Seats



VERSTEEL

Questions?

800 876 2120

top >
edge >

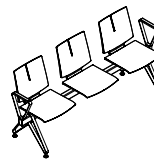
edge ordering code >







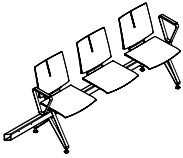
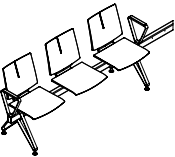
edge ordering code >
Seats Only
(no table)

	Description	Model#	Product Wt	Grade		Laminate PVC	Laminate Wood	Veneer Wood
						Flat LPIS	Flat LWIS	Flat VWIS
						Fluted LPFIS	Fluted LWFIS	Fluted VWFIS
	Standard Frame 4-Leg Base with Arms 3 Seats Shell: Poly Seat: Upholstered Pad	QUHDBL3AA-04	104	2/COM 3 4 5 6	3314 3430 3547 3644 3758			
	Corner Table Frame 4-Leg Base with Arms 3 Seats with Corner Table Right Shell: Poly Seat: Upholstered Pad	QUHDBL3AA-04 R	113	2/COM 3 4 5 6	3476 3593 3708 3804 3920			
	Corner Table Ordered Separately	AQUHDBL3 2634RE	18			973	1603	2398
	Corner Table Frame 4-Leg Base with Arms 3 Seats with Corner Table Left Shell: Poly Seat: Upholstered Pad	QUHDBL3AA-04 L	113	2/COM 3 4 5 6	3476 3593 3708 3804 3920			
	Corner Table Ordered Separately	AQUHDBL3 2634RE	18			973	1603	2398
COM Yardage Refer to page 295.					For model numbers that have a corner table option, the corner table must be purchased separately. Refer to pages 291 to 293 for dimensions.			

To Order, Specify...

- 1 Model Number
- 2 Shell Color
- 3 Leg Color
- 4 Upholstery Selection
- 5 Top Material
- 6 Edge Detail and Color



						top > edge >		Laminate PVC	Laminate Wood	Veneer Wood
						edge ordering code >		Flat  LP1S	Flat  LW1S	Flat  VW1S
							edge ordering code >	Seats Only (no table)	Fluted  LPFIS	Fluted  LWFIS
						Description		Model#	Product Wt	Grade
	Standard Frame 4-Leg Base with Arms 3 Seats Shell: Poly		QUHDBL3A-07	90	Poly	2102				
		Corner Table Frame 4-Leg Base with Arms 3 Seats with Corner Table Right Shell: Poly		QUHDBL3A-07 R	99	Poly	2262			
		Corner Table Ordered Separately		AQUHDBL3 2634RE	18			973	1603	2398
	Corner Table Frame 4-Leg Base with Arms 3 Seats with Corner Table Left Shell: Poly		QUHDBL3A-07 L	99	Poly	2262				
	Corner Table Ordered Separately		AQUHDBL3 2634RE	18			973	1603	2398	
For model numbers that have a corner table option, the corner table must be purchased separately.										
Refer to pages 291 to 293 for dimensions.										

Finish Options	Price
Chrome	\$ 165
Nickel.....	\$ 223
Powder Coat - Standard	n/c
Powder Coat - Premium.....	\$ 165

TRANSPARENT AND PLATINUM POWDER COAT NOT
AVAILABLE
BEAM WILL ALWAYS BE BLACK

Wire Management Options	Code	Price
Wire Management Beam (per beam)	WHDS	\$ 256

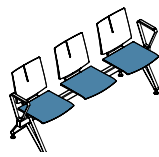
Power and Data Options
Please reference the Power + Data Price List

Custom Charges	Code	Price
Powder Coat Alternative (per color)	OPA	call
Poly Shell Alternative (per color)	OPS	call

Quanta Max

Poly Beam

Arms on 2 End Seats

**VERSTEEL****Questions?**

800 876 2120

top >
edge >

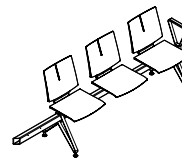
edge ordering code >







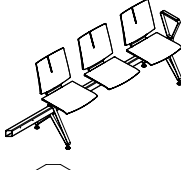
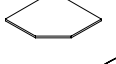
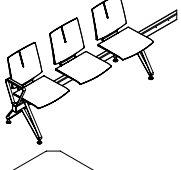
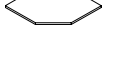
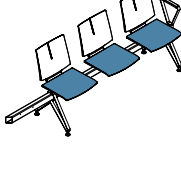
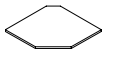
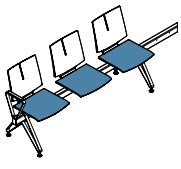
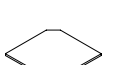
edge ordering code >
Seats Only
(no table)

	Description	Model#	Product Wt	Grade		Laminate PVC	Laminate Wood	Veneer Wood
						Flat LPIS	Flat LWIS	Flat VWIS
						Fluted LPFIS	Fluted LWFIS	Fluted VWFIS
	Standard Frame 4-Leg Base with Arms 3 Seats Shell: Poly Seat: Upholstered Pad	QUHDBL3A-04	97	2/COM 3 4 5 6	2798 2916 3031 3127 3242			
	Corner Table Frame 4-Leg Base with Arms 3 Seats with Corner Table Right Shell: Poly Seat: Upholstered Pad	QUHDBL3A-04 R	106	2/COM 3 4 5 6	2961 3076 3191 3288 3402			
	Corner Table Ordered Separately	AQUHDBL3 2634RE	18			973	1603	2398
	Corner Table Frame 4-Leg Base with Arms 3 Seats with Corner Table Left Shell: Poly Seat: Upholstered Pad	QUHDBL3A-04 L	106	2/COM 3 4 5 6	2961 3076 3191 3288 3402			
	Corner Table Ordered Separately	AQUHDBL3 2634RE	18			973	1603	2398
COM Yardage Refer to page 295.					For model numbers that have a corner table option, the corner table must be purchased separately. Refer to pages 291 to 293 for dimensions.			

To Order, Specify...

- ① Model Number
- ② Shell Color
- ③ Leg Color
- ④ Upholstery Selection
- ⑤ Top Material
- ⑥ Edge Detail and Color



	Description	Model#	Product Wt	Grade	top > edge >	edge ordering code >	edge ordering code >	edge ordering code >
						Laminate PVC	Laminate Wood	Veneer Wood
						Flat	Flat	Flat
								
						LP1S	LW1S	VW1S
						Fluted	Fluted	Fluted
								
						LPF1S	LWF1S	VWF1S
					Seats Only (no table)			
	Corner Table Frame 4-Leg Base with Arm 3 Seats with Corner Table Right Shell: Poly	QUHDBL3AE-07 R	98	Poly	2102			
	Corner Table Sold Separately	AQUHDBL3 2634RE	18			973	1603	2398
	Corner Table Frame 4-Leg Base with Arm 3 Seats with Corner Table Left Shell: Poly	QUHDBL3AE-07 L	98	Poly	2102			
	Corner Table Sold Separately	AQUHDBL3 2634RE	18			973	1603	2398
	Corner Table Frame 4-Leg Base with Arm 3 Seats with Corner Table Right Shell: Poly Seat: Upholstered Pad	QUHDBL3AE-04 R	103	2/COM 3 4 5 6	2829 2916 3031 3127 3242			
	Corner Table Sold Separately	AQUHDBL3 2634RE	18			973	1603	2398
	Corner Table Frame 4-Leg Base with Arm 3 Seats with Corner Table Left Shell: Poly Seat: Upholstered Pad	QUHDBL3AE-04 L	103	2/COM 3 4 5 6	2829 2916 3031 3127 3242			
	Corner Table Sold Separately	AQUHDBL3 2634RE	18			973	1603	2398
COM Yardage Refer to page 295.								
For model numbers that have a corner table option, the corner table must be purchased separately. Refer to pages 291 to 293 for dimensions.								

Finish Options	Price
Chrome	\$ 165
Nickel.....	\$ 223
Powder Coat - Standard	n/c
Powder Coat - Premium.....	\$ 165

TRANSPARENT AND PLATINUM POWDER COAT NOT
AVAILABLE
BEAM WILL ALWAYS BE BLACK

Wire Management Options	Code	Price
Wire Management Beam (per beam)	WHDS	\$ 256
Power and Data Options		
Please reference the Power + Data Price List		

Custom Charges	Code	Price
Powder Coat Alternative (per color)	OPA	call
Poly Shell Alternative (per color)	OPS	call

Quanta Max










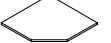
Ply Beam
Armless



VERSTEEL

Questions?

800 876 2120


	Description	Model#	Product Wt	Grade	top > edge >	Laminate PVC	Laminate Wood	Veneer Wood
					edge ordering code >	Flat  LP1S	Flat  LW1S	Flat  VW1S
	Description	Model#	Product Wt	Grade	edge ordering code >	Fluted  LPFIS	Fluted  LWFIS	Fluted  VWFIS
	Standard Frame 4-Leg Base Armless 1 Seat, 1 Top Right Shell: Ply	QUPYBL2-07 3	59	Ply		1747	2088	2676
	Corner Table Frame 4-Leg Base Armless 1 Seat, 1 Top Right with Corner Table Left Shell: Ply	QUPYBL2-07 3L	66	Ply		1911	2250	2840
	Corner Table Ordered Separately	AQUHDBL3 2939RE	22			973	1603	2398
	Standard Frame 4-Leg Base Armless 1 Seat, 1 Top Right Shell: Ply Seat: Upholstered Pad	QUPYBL2-04 3	58	2/COM		1981	2319	2908
				3		2018	2358	2948
				4		2057	2398	2985
				5		2091	2429	3021
				6		2128	2468	3058
	Corner Table Frame 4-Leg Base Armless 1 Seat, 1 Top Right with Corner Table Left Shell: Ply Seat: Upholstered Pad	QUPYBL2-04 3L	69	2/COM		2143	2483	3072
				3		2181	2520	3110
				4		2221	2558	3151
				5		2253	2590	3180
				6		2290	2629	3218
	Corner Table Ordered Separately	AQUHDBL3 2939RE	22			973	1603	2398









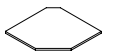

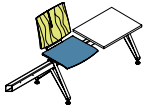
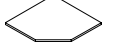
COM Yardage
Refer to page 295.

For model numbers that have a corner table option, the corner table must be purchased separately.
Refer to pages 291 to 293 for dimensions.

To Order, Specify...

- 1 Model Number
- 2 Shell Color
- 3 Leg Color
- 4 Upholstery Selection
- 5 Top Material
- 6 Edge Detail and Color



	Description	Model#	Product Wt	Grade	top > edge >	Laminate PVC	Laminate Wood	Veneer Wood
					edge ordering code >	Flat  LPIS	Flat  LWIS	Flat  VWIS
					edge ordering code >	Fluted  LPFIS	Fluted  LWFIS	Fluted  VWFIS
	Standard Frame 4-Leg Base Armless 1 Seat, 1 Top Left Shell: Ply	QUPYBL2-071	55	Ply		1747	2088	2676
	Corner Table Frame 4-Leg Base Armless 1 Seat, 1 Top Left with Corner Table Right Shell: Ply	QUPYBL2-071R	66	Ply		1911	2250	2840
	Corner Table Sold Separately	AQUHDBL3 2939RE	22			973	1603	2398
	Standard Frame 4-Leg Base Armless 1 Seat, 1 Top Left Shell: Ply Seat: Upholstered Pad	QUPYBL2-041	58	2/COM 3 4 5 6		1981 2018 2057 2091 2128	2319 2358 2398 2429 2468	2908 2948 2985 3021 3058
	Corner Table Frame 4-Leg Base Armless 1 Seat, 1 Top Left with Corner Table Right Shell: Ply Seat: Upholstered Pad	QUPYBL2-041R	69	2/COM 3 4 5 6		2143 2181 2221 2253 2290	2483 2520 2558 2590 2629	3072 3110 3151 3180 3218
	Corner Table Sold Separately	AQUHDBL3 2939RE	22			973	1603	2398
COM Yardage Refer to page 295.		For model numbers that have a corner table option, the corner table must be purchased separately. Refer to pages 291 to 293 for dimensions.						

Finish Options	Price
Chrome	\$ 165
Nickel.....	\$ 223
Powder Coat - Standard	n/c
Powder Coat - Premium.....	\$ 165

TRANSPARENT AND PLATINUM POWDER COAT NOT
AVAILABLE
BEAM WILL ALWAYS BE BLACK

Wire Management Options	Code	Price
Wire Management Beam (per beam)	WHDS	\$ 256

Power and Data Options
Please reference the Power + Data Price List

Custom Charges	Code	Price
Powder Coat Alternative (per color)	OPA	call
Stain Finish Match (per finish)	OSM	\$ 996

Quanta Max










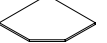
Ply Beam
Arms



VERSTEEL

Questions?

800 876 2120


	Description	Model#	Product Wt	Grade	top > edge >	Laminate PVC	Laminate Wood	Veneer Wood
					edge ordering code >	Flat  LP1S	Flat  LW1S	Flat  VW1S
	Description	Model#	Product Wt	Grade	edge ordering code >	Fluted  LPFIS	Fluted  LWFIS	Fluted  VWFIS
	Standard Frame 4-Leg Base with Arms 1 Seat, 1 Top Right Shell: Ply	QUPYBL2AA-07 3	65	Ply		2008	2345	2936
	Corner Table Frame 4-Leg Base with Arms 1 Seat, 1 Top Right with Corner Table Left Shell: Ply	QUPYBL2AA-07 3L	73	Ply		2170	2507	3097
	Corner Table Ordered Separately	AQUHDBL3 2634RE	18			973	1603	2398
	Standard Frame 4-Leg Base with Arms 1 Seat, 1 Top Right Shell: Ply Seat: Upholstered Pad	QUPYBL2AA-04 3	67	2/COM		2238	2579	3169
				3		2280	2616	3207
				4		2317	3655	3246
				5		2349	2689	3279
				6		2387	2726	3316
	Corner Table Frame 4-Leg Base with Arms 1 Seat, 1 Top Right with Corner Table Left Shell: Ply Seat: Upholstered Pad	QUPYBL2AA-04 3L	76	2/COM		2401	2740	3331
				3		2439	2776	3368
				4		2478	2819	3408
				5		2509	2851	3439
				6		2548	2888	3477
	Corner Table Ordered Separately	AQUHDBL3 2634RE	18			973	1603	2398









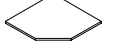

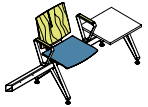
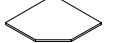
COM Yardage
Refer to page 295.

For model numbers that have a corner table option, the corner table must be purchased separately.
Refer to pages 291 to 293 for dimensions.

To Order, Specify...

- 1 Model Number
- 2 Shell Color
- 3 Leg Color
- 4 Upholstery Selection
- 5 Top Material
- 6 Edge Detail and Color



	Description	Model#	Product Wt	Grade	top > edge >	Laminate PVC	Laminate Wood	Veneer Wood
					edge ordering code >	Flat  LPIS	Flat  LWIS	Flat  VWIS
	Description	Model#	Product Wt	Grade	edge ordering code >	Fluted  LPFIS	Fluted  LWFIS	Fluted  VWFIS
	Standard Frame 4-Leg Base with Arms 1 Seat, 1 Top Left Shell: Ply	QUPYBL2AA-07 I	65	Ply		2008	2345	2936
	Corner Table Frame 4-Leg Base with Arms 1 Seat, 1 Top Left with Corner Table Right Shell: Ply	QUPYBL2AA-07 IR	73	Ply		2170	2507	3097
	Corner Table Ordered Separately	AQUHDBL3 2634RE	18			973	1603	2398
	Standard Frame 4-Leg Base with Arms 1 Seat, 1 Top Left Shell: Ply Seat: Upholstered Pad	QUPYBL2AA-04 I	67	2/COM 3 4 5 6		2238 2280 2317 2349 2387	2579 2616 2655 2689 2726	3169 3207 3246 3279 3316
	Corner Table Frame 4-Leg Base with Arms 1 Seat, 1 Top Left with Corner Table Right Shell: Ply Seat: Upholstered Pad	QUPYBL2AA-04 IR	76	2/COM 3 4 5 6		2401 2439 2478 2509 2548	2740 2776 2819 2851 2888	3331 3368 3408 3439 3477
	Corner Table Ordered Separately	AQUHDBL3 2634RE	18			973	1603	2398
COM Yardage Refer to page 295.					For model numbers that have a corner table option, the corner table must be purchased separately. Refer to pages 291 to 293 for dimensions.			

Finish Options	Price
Chrome	\$ 165
Nickel.....	\$ 223
Powder Coat - Standard	n/c
Powder Coat - Premium.....	\$ 165

TRANSPARENT AND PLATINUM POWDER COAT NOT
AVAILABLE
BEAM WILL ALWAYS BE BLACK

Wire Management Options	Code	Price
Wire Management Beam (per beam)	WHDS	\$ 256
Power and Data Options Please reference the Power + Data Price List		

Custom Charges	Code	Price
Powder Coat Alternative (per color)	OPA	call
Stain Finish Match (per finish)	OSM	\$ 996



800 876 2120


- 1 Model Number
- 2 Shell Color
- 3 Leg Color
- 4 Upholstery Selection
- 5 Top Material
- 6 Edge Detail and Color

COM Yardage
Refer to page 295.

TRANSPARENT AND PLATINUM POWDER COAT NOT AVAILABLE
BEAM WILL ALWAYS BE BLACK

Power and Data Options
Please reference the Power + Data Price List

Custom Charges	Code	Price
Powder Coat Alternative (per color)	OPA	call
Stain Finish Match (per finish)	OSM	\$ 996



						top > edge >		Laminate PVC	Laminate Wood	Veneer Wood
						edge ordering code >		Flat LP1S	Flat LW1S	Flat VW1S
						edge ordering code >	Seats Only (no table)	Fluted LPFIS	Fluted LWFIS	Fluted VWFIS
	Description	Model#	Product Wt	Grade						
	Standard Frame 4-Leg Base Armless 2 Seats Shell: Poly	QUPYBL2-07	58	Ply	1952					
	Corner Table Frame 4-Leg Base Armless 2 Seats with Corner Table Right Shell: Poly	QUPYBL2-07 R	68	Ply	2112					
	Corner Table Sold Separately	AQUHDBL3 2939RE	22			973	1603	2398		
	Corner Table Frame 4-Leg Base Armless 2 Seats with Corner Table Right Shell: Poly Seat: Upholstered Pad	QUPYBL2-07 L	68	Ply	2112					
	Corner Table Sold Separately	AQUHDBL3 2939RE	22			973	1603	2398		
	<p>For model numbers that have a corner table option, the corner table must be purchased separately.</p> <p>Refer to pages 291 to 293 for dimensions.</p>									

Finish Options	Price
Chrome	\$ 165
Nickel.....	\$ 223
Powder Coat - Standard	n/c
Powder Coat - Premium.....	\$ 165

TRANSPARENT AND PLATINUM POWDER COAT NOT
AVAILABLE
BEAM WILL ALWAYS BE BLACK

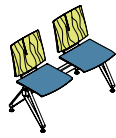
Wire Management Options	Code	Price
Wire Management Beam (per beam)	WHDS	\$ 256
Power and Data Options		
Please reference the Power + Data Price List		

Custom Charges	Code	Price
Powder Coat Alternative (per color)	OPA	call
Stain Finish Match (per finish)	OSM	\$ 996

Quanta Max

Ply Beam

Armless


VERSTEEL












Questions?

800 876 2120

 top >
edge >


edge ordering code >








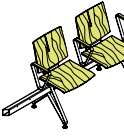
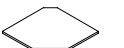


 edge ordering code >
Seats Only
(no table)

	Description	Model#	Product Wt	Grade		Laminate PVC	Laminate Wood	Veneer Wood
						Flat  LPIS	Flat  LWIS	Flat  VWIS
						Fluted  LPFIS	Fluted  LWFIS	Fluted  VWFIS
	Standard Frame 4-Leg Base Armless 2 Seats Shell: Ply Seat: Upholstered Pad	QUPYBL2-04	62	2/COM 3 4 5 6	2414 2493 2570 2636 2713			
	Corner Table Frame 4-Leg Base Armless 2 Seats with Corner Table Right Shell: Ply Seat: Upholstered Pad	QUPYBL2-04 R	73	2/COM 3 4 5 6	2578 2652 2732 2796 2875			
	Corner Table Ordered Separately	AQUHDBL3 2939RE	22			973	1603	2398
	Corner Table Frame 4-Leg Base Armless 2 Seats with Corner Table Left Shell: Ply Seat: Upholstered Pad	QUPYBL2-04 L	73	2/COM 3 4 5 6	2578 2652 2732 2796 2875			
	Corner Table Ordered Separately	AQUHDBL3 2939RE	22			973	1603	2398
COM Yardage Refer to page 295.					For model numbers that have a corner table option, the corner table must be purchased separately. Refer to pages 291 to 293 for dimensions.			

To Order, Specify...

- 1 Model Number
- 2 Shell Color
- 3 Leg Color
- 4 Upholstery Selection
- 5 Top Material
- 6 Edge Detail and Color



<div>top > edge ></div>		Laminate PVC	Laminate Wood	Veneer Wood				
	<div>edge ordering code ></div>	Flat  LPIS	Flat  LWIS	Flat  VWIS				
	<div>edge ordering code ></div>	Fluted  LPFIS	Fluted  LWFIS	Fluted  VWFIS				
	Seats Only (no table)							
	Description	Model#	Product Wt	Grade				
	Standard Frame 4-Leg Base with Arms 2 Seats Shell: Ply	QUPYBL2AA-07	71	Ply	2466			
	Corner Table Frame 4-Leg Base with Arms 2 Seats with Corner Table Right Shell: Ply	QUPYBL2AA-07 R	80	Ply	2626			
	Corner Table Ordered Separately	AQUHDBL3 2634RE	18			973	1603	2398
	Corner Table Frame 4-Leg Base with Arms 2 Seats with Corner Table Left Shell: Ply	QUPYBL2AA-07 L	80	Ply	2626			
	Corner Table Ordered Separately	AQUHDBL3 2634RE	18			973	1603	2398
<div>For model numbers that have a corner table option, the corner table must be purchased separately.</div> <div>Refer to pages 291 to 293 for dimensions.</div>								

Finish Options	Price
Chrome	\$ 165
Nickel.....	\$ 223
Powder Coat - Standard	n/c
Powder Coat - Premium.....	\$ 165

TRANSPARENT AND PLATINUM POWDER COAT NOT

AVAILABLE

BEAM WILL ALWAYS BE BLACK

Wire Management Options	Code	Price
Wire Management Beam (per beam)	WHDS	\$ 256

Power and Data Options

Please reference the Power + Data Price List

Custom Charges	Code	Price
Powder Coat Alternative (per color)	OPA	call
Stain Finish Match (per finish)	OSM	\$ 996

Quanta Max

Ply Beam
Arms on Both Seats



VERSTEEL

Questions?

800 876 2120

top >
edge >

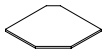
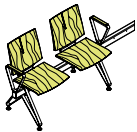
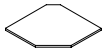

edge ordering code >

edge ordering code >
Seats Only
(no table)

	Description	Model#	Product Wt	Grade		Laminate PVC	Laminate Wood	Veneer Wood
						Flat LPIS	Flat LWIS	Flat VWIS
						Fluted LPFIS	Fluted LWFIS	Fluted VWFIS
	Standard Frame 4-Leg Base with Arms 2 Seats Shell: Ply Seat: Upholstered Pad	QUPYBL2AA-04	75	2/COM 3 4 5 6	2803 2881 2960 3023 3098			
	Corner Table Frame 4-Leg Base with Arms 2 Seats with Corner Table Right Shell: Ply Seat: Upholstered Pad	QUPYBL2AA-04 R	84	2/COM 3 4 5 6	2964 3040 3119 3182 3261			
	Corner Table Ordered Separately	AQUHDBL3 2634RE	18			973	1603	2398
	Corner Table Frame 4-Leg Base with Arms 2 Seats with Corner Table Left Shell: Ply Seat: Upholstered Pad	QUPYBL2AA-04 L	84	2/COM 3 4 5 6	2964 3040 3119 3182 3261			
	Corner Table Ordered Separately	AQUHDBL3 2634RE	18			973	1603	2398
COM Yardage Refer to page 295.					For model numbers that have a corner table option, the corner table must be purchased separately. Refer to pages 291 to 293 for dimensions.			

To Order, Specify...

- 1 Model Number
- 2 Shell Color
- 3 Leg Color
- 4 Upholstery Selection
- 5 Top Material
- 6 Edge Detail and Color



For model numbers that have a corner table option, the corner table must be purchased separately.
Refer to pages 291 to 293 for dimensions.

TRANSPARENT AND PLATINUM POWDER COAT NOT AVAILABLE
BEAM WILL ALWAYS BE BLACK

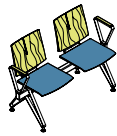
Please reference the Power + Data Price List

Custom Charges	Code	Price
Powder Coat Alternative (per color)	OPA	call
Stain Finish Match (per finish)	OSM	\$ 996

Quanta Max

Ply Beam

Arms on Ends



VERSTEEL

Questions?

800 876 2120

top >
edge >

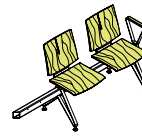
edge ordering code >

edge ordering code >
Seats Only
(no table)

	Description	Model#	Product Wt	Grade		Laminate PVC	Laminate Wood	Veneer Wood
						Flat LPIS	Flat LWIS	Flat VWIS
						Fluted LPFIS	Fluted LWFIS	Fluted VWFIS
	Standard Frame 4-Leg Base with Arms 2 Seats Shell: Ply Seat: Upholstered Pad	QUPYBL2A-04	72	2/COM 3 4 5 6	2543 2620 2698 2765 2842			
	Corner Table Frame 4-Leg Base with Arms 2 Seats with Corner Table Right Shell: Ply Seat: Upholstered Pad	QUPYBL2A-04 R	81	2/COM 3 4 5 6	2704 2781 2858 2924 3002			
	Corner Table Sold Separately	AQUHDBL3 2634RE	18			973	1603	2398
	Corner Table Frame 4-Leg Base with Arms 2 Seats with Corner Table Left Shell: Ply Seat: Upholstered Pad	QUPYBL2A-04 L	81	2/COM 3 4 5 6	2704 2781 2858 2924 3002			
	Corner Table Sold Separately	AQUHDBL3 2634RE	18			973	1603	2398
COM Yardage Refer to page 295.					For model numbers that have a corner table option, the corner table must be purchased separately. Refer to pages 291 to 293 for dimensions.			

To Order, Specify...

- 1 Model Number
- 2 Shell Color
- 3 Leg Color
- 4 Upholstery Selection
- 5 Top Material
- 6 Edge Detail and Color



						top > edge >	Laminate PVC	Laminate Wood	Veneer Wood
						edge ordering code >	Flat LPIS	Flat LWIS	Flat VWIS
						edge ordering code >	Fluted LPFIS	Fluted LWFIS	Fluted VWFIS
						Seats Only (no table)			
Description	Model#	Product Wt	Grade						
 	Corner Table Frame 4-Leg Base with Arm 2 Seats with Corner Table Right Shell: Ply	QUPYBL2AE-07 R	74	Ply			2369		
	Corner Table Orderd Separately	AQUHDBL3 2634RE	18					973	1603
 	Corner Table Frame 4-Leg Base with Arm 2 Seats with Corner Table Left Shell: Ply	QUPYBL2AE-07 L	74	Ply			2369		
	Corner Table Ordered Separately	AQUHDBL3 2634RE	18					973	1603
 	Corner Table Frame 4-Leg Base with Arm 2 Seats with Corner Table Right Shell: Ply Seat: Upholstered Pad	QUPYBL2AE-04 R	78	2/COM 3 4 5 6			2318 2397 2473 2537 2615		
	Corner Table Ordered Separately	AQUHDBL3 2634RE	18					973	1603
 	Corner Table Frame 4-Leg Base with Arm 2 Seats with Corner Table Left Shell: Ply Seat: Upholstered Pad	QUPYBL2AE-04 L	78	2/COM 3 4 5 6			2318 2397 2473 2537 2615		
	Corner Table Sold Separately	AQUHDBL3 2634RE	18					973	1603
COM Yardage Refer to page 295.						For model numbers that have a corner table option, the corner table must be purchased separately. Refer to pages 291 to 293 for dimensions.			

Finish Options	Price
Chrome	\$ 165
Nickel.....	\$ 223
Powder Coat - Standard	n/c
Powder Coat - Premium.....	\$ 165

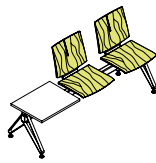
TRANSPARENT AND PLATINUM POWDER COAT NOT
AVAILABLE
BEAM WILL ALWAYS BE BLACK

Wire Management Options	Code	Price
Wire Management Beam (per beam)	WHDS	\$ 256
Power and Data Options		
Please reference the Power + Data Price List		

Custom Charges	Code	Price
Powder Coat Alternative (per color)	OPA	call
Stain Finish Match (per finish)	OSM	\$ 996

Quanta Max







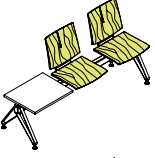
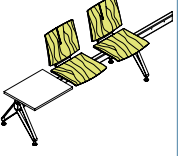

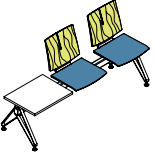
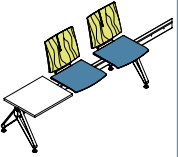

Ply Beam
Armless



VERSTEEL

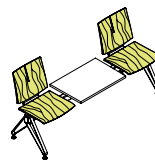
Questions?







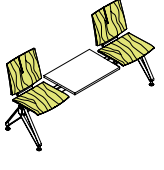
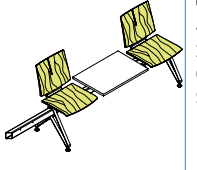
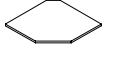
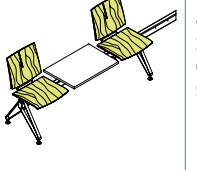
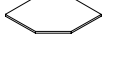
800 876 2120

					top > edge >	Laminate PVC	Laminate Wood	Veneer Wood
					edge ordering code >	Flat  LP1S	Flat  LW1S	Flat  VW1S
					edge ordering code >	Fluted  LPF1S	Fluted  LWF1S	Fluted  VWF1S
					Grade			
  	Standard Frame 4-Leg Base Armless 2 Seats, 1 Top Right Shell: Ply	QUPYBL3-07 3	80	Ply		2414	2753	3344
	Corner Table Frame 4-Leg Base Armless 2 Seats, 1 Top Right with Corner Table Left Shell: Ply	QUPYBL3-07 3L	91	Ply		2578	2917	3505
	Corner Table Ordered Separately	AQUHDBL3 2939RE	22			973	1603	2398
	Standard Frame 4-Leg Base Armless 2 Seats, 1 Top Right Shell: Ply Seat: Upholstered Pad	QUPYBL3-04 3	83	2/COM		2881	3217	3809
				3		2964	3302	3892
				4		3035	3372	3965
				5		3098	3439	4027
				6		3177	3514	4105
 	Corner Table Frame 4-Leg Base Armless 2 Seats, 1 Top Right with Corner Table Left Shell: Ply Seat: Upholstered Pad	QUPYBL3-04 3L	94	2/COM		3040	3380	3969
				3		3119	3457	4049
				4		3200	3536	4127
				5		3261	3599	4189
				6		3337	3676	4267
	Corner Table Ordered Separately	AQUHDBL3 2939RE	22			973	1603	2398
COM Yardage Refer to page 295.					For model numbers that have a corner table option, the corner table must be purchased separately. Refer to pages 291 to 293 for dimensions.			

To Order, Specify...

- 1 Model Number
- 2 Shell Color
- 3 Leg Color
- 4 Upholstery Selection
- 5 Top Material
- 6 Edge Detail and Color



	Description	Model#	Product Wt	Grade	top > edge >		
					edge ordering code >		
					Laminate PVC	Laminate Wood	Veneer Wood
					Flat	Flat	Flat
							
					LP1S	LW1S	VW1S
					Fluted	Fluted	Fluted
							
					LPFIS	LWFIS	VWFIS
	Standard Frame 4-Leg Base Armless 2 Seats, 1 Top Center Shell: Ply	QUPYBL3-07 2	80	Ply	2414	2753	3344
	Corner Table Frame 4-Leg Base Armless 2 Seats, 1 Top Center with Corner Table Right Shell: Ply	QUPYBL3-07 2R	91	Ply	2578	2917	3505
	Corner Table Ordered Separately	AQUHDBL3 2939RE	22		973	1603	2398
	Corner Table Frame 4-Leg Base Armless 2 Seats, 1 Top Center with Corner Table Left Shell: Ply	QUPYBL3-07 2L	91	Ply	2578	2917	3505
	Corner Table Ordered Separately	AQUHDBL3 2939RE	22		973	1603	2398
For model numbers that have a corner table option, the corner table must be purchased separately. Refer to pages 291 to 293 for dimensions.							

Finish Options	Price
Chrome	\$ 165
Nickel.....	\$ 223
Powder Coat - Standard	n/c
Powder Coat - Premium.....	\$ 165

TRANSPARENT AND PLATINUM POWDER COAT NOT
 AVAILABLE
 BEAM WILL ALWAYS BE BLACK

Wire Management Options	Code	Price
Wire Management Beam (per beam)	WHDS	\$ 256

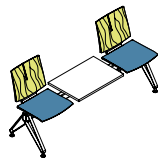
Power and Data Options
 Please reference the Power + Data Price List

Custom Charges	Code	Price
Powder Coat Alternative (per color)	OPA	call
Stain Finish Match (per finish)	OSM	\$ 996

Quanta Max

Ply Beam

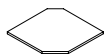
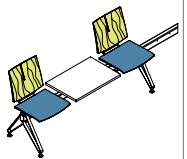
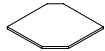
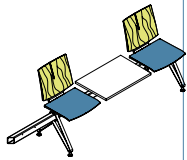

Armless



VERSTEEL







Questions?

800 876 2120



COM Yardage

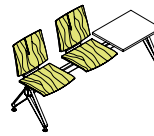
Refer to page 295.







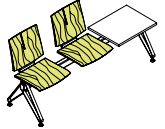
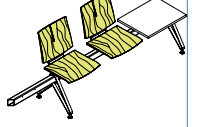
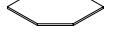

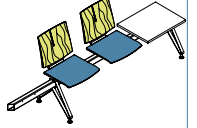
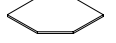
Description	Model#	Product Wt	Grade	top > edge >		
				Laminate PVC	Laminate Wood	Veneer Wood
Standard Frame 4-Leg Base Armless 2 Seats, 1 Top Center Shell: Ply Seat: Upholstered Pad	QUPYBL3-04 2	83	2/COM	Flat 	Flat 	Flat 
			3	LP1S	LW1S	VW1S
			4	Fluted 	Fluted 	Fluted 
			5	LPFIS	LWFIS	VWFIS
			6			
Corner Table Frame 4-Leg Base Armless 2 Seats, 1 Top Center with Corner Table Right Shell: Ply Seat: Upholstered Pad	QUPYBL3-04 2R	94	2/COM	3040	3217	3809
			3	3119	3302	3892
			4	3200	3372	3965
			5	3261	3439	4027
			6	3337	3514	4105
Corner Table Ordered Separately	AQUHDBL3 2939RE	22		973	1603	2398
Corner Table Frame 4-Leg Base Armless 2 Seats, 1 Top Center with Corner Table Left Shell: Ply Seat: Upholstered Pad	QUPYBL3-04 2L	94	2/COM	3040	3217	3809
			3	3119	3302	3892
			4	3200	3372	3965
			5	3261	3439	4027
			6	3337	3514	4105
Corner Table Ordered Separately	AQUHDBL3 2939RE	22		973	1603	2398

For model numbers that have a corner table option, the corner table must be purchased separately.
Refer to pages 291 to 293 for dimensions.

To Order, Specify...

- 1 Model Number
- 2 Shell Color
- 3 Leg Color
- 4 Upholstery Selection
- 5 Top Material
- 6 Edge Detail and Color



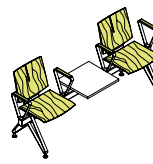
					top > edge >	Laminate PVC	Laminate Wood	Veneer Wood
					edge ordering code >	 Flat LPIS	 Flat LWIS	 Flat VWIS
					edge ordering code >	 Fluted LPFIS	 Fluted LWFIS	 Fluted VWFIS
	Description	Model#	Product Wt	Grade				
	Standard Frame 4-Leg Base Armless 2 Seats, 1 Top Left Shell: Ply	QUPYBL3-07 1	80	Ply		2414	2753	3344
	Corner Table Frame 4-Leg Base Armless 2 Seats, 1 Top Left with Corner Table Right Shell: Ply	QUPYBL3-07 1R	91	Ply		2578	2917	3505
	Corner Table Ordered Separately	AQUHDBL3 2939RE	22			973	1603	2398
	Standard Frame 4-Leg Base Armless 2 Seats, 1 Top Left Shell: Ply Seat: Upholstered Pad	QUPYBL3-04 1	83	2/COM 3 4 5 6		2881 3964 3035 3098 3177	3217 3302 3372 3439 3514	3809 3892 3965 4027 4105
	Corner Table Frame 4-Leg Base Armless 2 Seats, 1 Top Left with Corner Table Right Shell: Ply Ordered: Upholstered Pad	QUPYBL3-04 1R	94	2/COM 3 4 5 6		3040 3119 3200 3261 3337	3380 3457 3536 3599 3676	3969 4049 4127 4189 4267
	Corner Table Sold Separately	AQUHDBL3 2939RE	22			973	1603	2398
COM Yardage Refer to page 295.					For model numbers that have a corner table option, the corner table must be purchased separately. Refer to pages 291 to 293 for dimensions.			







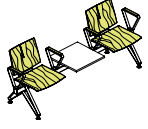
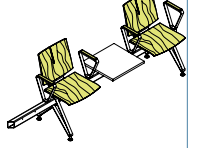
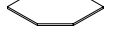
Finish Options	Price
Chrome	\$ 165
Nickel.....	\$ 223
Powder Coat - Standard	n/c
Powder Coat - Premium.....	\$ 165

TRANSPARENT AND PLATINUM POWDER COAT NOT
AVAILABLE
BEAM WILL ALWAYS BE BLACK

Wire Management Options	Code	Price
Wire Management Beam (per beam)	WHDS	\$ 256
Power and Data Options Please reference the Power + Data Price List		

Custom Charges	Code	Price
Powder Coat Alternative (per color)	OPA	call
Stain Finish Match (per finish)	OSM	\$ 996



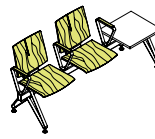
					top > edge >	Laminate PVC	Laminate Wood	Veneer Wood
					edge ordering code >	<div>Flat</div>  <div>LPIS</div>	<div>Flat</div>  <div>LWIS</div>	<div>Flat</div>  <div>VWIS</div>
					edge ordering code >	<div>Fluted</div>  <div>LPFIS</div>	<div>Fluted</div>  <div>LWFIS</div>	<div>Fluted</div>  <div>VWFIS</div>
					Description	Model#	Product Wt	Grade
	Standard Frame 4-Leg Base with Arms 2 Seats, 1 Top Center Shell: Ply					QUPYBL3AA-07 2	93	Ply
	Corner Table Frame 4-Leg Base with Arms 2 Seats, 1 Top Center with Corner Table Right Shell: Ply					QUPYBL3AA-07 2R	102	Ply
	Corner Table Ordered Separately					AQUHDBL3 2634RE	18	
 	Corner Table Frame 4-Leg Base with Arms 2 Seats, 1 Top Center with Corner Table Left Shell: Ply					QUPYBL3AA-07 2L	102	Ply
	Corner Table Ordered Separately					AQUHDBL3 2634RE	18	
For model numbers that have a corner table option, the corner table must be purchased separately.								
Refer to pages 291 to 293 for dimensions.								







Finish Options	Price
Chrome	\$ 165
Nickel.....	\$ 223
Powder Coat - Standard	n/c
Powder Coat - Premium.....	\$ 165

TRANSPARENT AND PLATINUM POWDER COAT NOT
AVAILABLE
BEAM WILL ALWAYS BE BLACK

Wire Management Options	Code	Price
Wire Management Beam (per beam)	WHDS	\$ 256
Power and Data Options Please reference the Power + Data Price List		

Custom Charges	Code	Price
Powder Coat Alternative (per color)	OPA	call
Stain Finish Match (per finish)	OSM	\$ 996



					top > edge >	Laminate PVC	Laminate Wood	Veneer Wood
					edge ordering code >	 Flat LP1S	 Flat LW1S	 Flat VW1S
					edge ordering code >	 Fluted LPF1S	 Fluted LWF1S	 Fluted VWF1S

Finish Options	Price
Chrome	\$ 165
Nickel.....	\$ 223
Powder Coat - Standard	n/c
Powder Coat - Premium.....	\$ 165

TRANSPARENT AND PLATINUM POWDER COAT NOT
AVAILABLE
BEAM WILL ALWAYS BE BLACK

Wire Management Options	Code	Price
Wire Management Beam (per beam)	WHDS	\$ 256

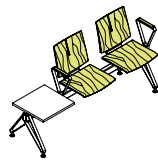
Power and Data Options
Please reference the Power + Data Price List

Custom Charges	Code	Price
Powder Coat Alternative (per color)	OPA	call
Stain Finish Match (per finish)	OSM	\$ 996

Quanta Max

Ply Beam







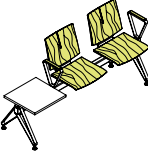
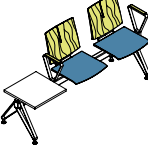
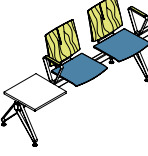

Arms on Ends



VERSTEEL

Questions?

800 876 2120

	Description	Model#	Product Wt	Grade	top > edge >	Laminate PVC	Laminate Wood	Veneer Wood
					edge ordering code >	Flat  LP1S	Flat  LW1S	Flat  VW1S
	Description	Model#	Product Wt	Grade	edge ordering code >	Fluted  LPFIS	Fluted  LWFIS	Fluted  VWFIS
	Standard Frame 4-Leg Base with Arms 2 Seats, 1 Top Right Shell: Ply	QUPYBL3A-07 3	88	Ply		2673	3011	3602
	Corner Table Frame 4-Leg Base with Arms 2 Seats, 1 Top Right with Corner Table Left Shell: Ply	QUPYBL3A-07 3L	96	Ply		2833	3175	3765
	Corner Table Ordered Separately	AQUHDBL3 2634RE	18			973	1603	2398
	Standard Frame 4-Leg Base with Arms 2 Seats, 1 Top Right Shell: Ply Seat: Upholstered Pad	QUPYBL3A-04 3	92	2/COM		3137	3476	4067
				3		3215	3552	4144
				4		3291	3631	4221
				5		3360	3696	4287
				6		3432	3775	4364
	Corner Table Frame 4-Leg Base with Arms 2 Seats, 1 Top Right with Corner Table Left Shell: Ply Seat: Upholstered Pad	QUPYBL3A-04 3L	102	2/COM		3297	3636	4227
				3		3154	3472	4024
				4		3453	3792	4381
				5		3518	3858	4448
				6		3596	3935	4524
	Corner Table Ordered Separately	AQUHDBL3 2634RE	18			973	1603	2398

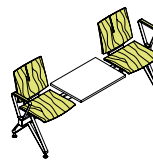
COM Yardage







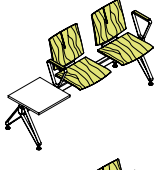
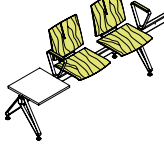
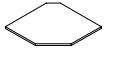
Refer to page 295.

For model numbers that have a corner table option, the corner table must be purchased separately.
Refer to pages 291 to 293 for dimensions.

To Order, Specify...

- 1 Model Number
- 2 Shell Color
- 3 Leg Color
- 4 Upholstery Selection
- 5 Top Material
- 6 Edge Detail and Color



	Description	Model#	Product Wt	Grade	top > edge >		
					edge ordering code >		
					Laminate PVC	Laminate Wood	Veneer Wood
					Flat	Flat	Flat
							
					LP1S	LW1S	VW1S
					Fluted	Fluted	Fluted
							
					LPFIS	LWFIS	VWFIS
	Standard Frame 4-Leg Base with Arms 2 Seats, 1 Top Center Shell: Ply	QUPYBL3A-07 2	88	Ply	2673	3011	3602
	Corner Table Frame 4-Leg Base with Arms 2 Seats, 1 Top Center with Corner Table Right Shell: Ply	QUPYBL3A-07 2R	96	Ply	2833	3175	3765
	Corner Table Sold Separately	AQUHDBL3 2634RE	18		973	1603	2398
 	Corner Table Frame 4-Leg Base with Arms 2 Seats, 1 Top Center with Corner Table Left Shell: Ply	QUPYBL3A-07 2L	96	Ply	2833	3175	3765
	Corner Table Sold Separately	AQUHDBL3 2634RE	18		973	1603	2398
For model numbers that have a corner table option, the corner table must be purchased separately. Refer to pages 291 to 293 for dimensions.							

Finish Options	Price
Chrome	\$ 165
Nickel.....	\$ 223
Powder Coat - Standard	n/c
Powder Coat - Premium.....	\$ 165

TRANSPARENT AND PLATINUM POWDER COAT NOT
AVAILABLE
BEAM WILL ALWAYS BE BLACK

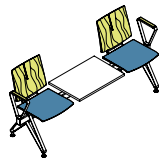
Wire Management Options	Code	Price
Wire Management Beam (per beam)	WHDS	\$ 256
Power and Data Options Please reference the Power + Data Price List		

Custom Charges	Code	Price
Powder Coat Alternative (per color)	OPA	call
Stain Finish Match (per finish)	OSM	\$ 996

Quanta Max

Ply Beam

Arms on Ends



VERSTEEL

Questions?

800 876 2120

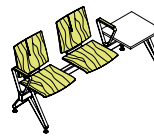
	Description	Model#	Product Wt	Grade	top > edge >		
					Laminate PVC	Laminate Wood	Veneer Wood
	Standard Frame 4-Leg Base with Arms 2 Seats, 1 Top Center Shell: Ply Seat: Upholstered Pad	QUPYBL3A-04 2	92	2/COM	Flat 	Flat 	Flat
				3	LP1S	LW1S	VW1S
				4	LPFIS	LWFIS	VWFIS
				5			
				6			
	Corner Table Frame 4-Leg Base with Arms 2 Seats, 1 Top Center with Corner Table Right Shell: Ply Seat: Upholstered Pad	QUPYBL3A-04 2R	102	2/COM	Fluted 	Fluted 	Fluted
				3	3297	3636	4227
				4	3375	3715	4306
				5	3453	3792	4381
				6	3518	3858	4448
					3596	3935	4524
	Corner Table Ordered Separately	AQUHDBL3 2634RE	18		973	1603	2398
	Corner Table Frame 4-Leg Base with Arms 2 Seats, 1 Top Center with Corner Table Left Shell: Ply Seat: Upholstered Pad	QUPYBL3A-04 2L	102	2/COM	Fluted 	Fluted 	Fluted
				3	3297	3636	4227
				4	3375	3715	4306
				5	3453	3792	4381
				6	3518	3858	4448
					3596	3935	4524
	Corner Table Ordered Separately	AQUHDBL3 2634RE	18		973	1603	2398







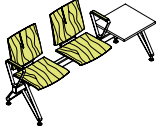


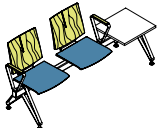
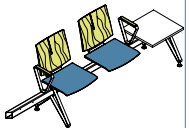

COM Yardage
Refer to page 295.

For model numbers that have a corner table option, the corner table must be purchased separately.
Refer to pages 291 to 293 for dimensions.

To Order, Specify...

- 1 Model Number
- 2 Shell Color
- 3 Leg Color
- 4 Upholstery Selection
- 5 Top Material
- 6 Edge Detail and Color



	Description	Model#	Product Wt	Grade	edge ordering code >		
					top > edge >	edge ordering code >	edge ordering code >
					Laminate PVC	Laminate Wood	Veneer Wood
					Flat	Flat	Flat
							
					LP1S	LW1S	VW1S
					Fluted	Fluted	Fluted
							
					LPF1S	LWF1S	VWF1S
	Standard Frame 4-Leg Base with Arms 2 Seats, 1 Top Left Shell: Ply	QUPYBL3A-071	88	Ply	2673	3011	3602
	Corner Table Frame 4-Leg Base with Arms 2 Seats, 1 Top Left with Corner Table Right Shell: Ply	QUPYBL3A-071R	96	Ply	2833	3175	3765
	Corner Table Ordered Separately	AQUHDBL3 2634RE	18		973	1603	2398
	Standard Frame 4-Leg Base with Arms 2 Seats, 1 Top Left Shell: Ply Seat: Upholstered Pad	QUPYBL3A-041	92	2/COM	3137	3476	4067
				3	3215	3552	4144
				4	3291	3631	4221
				5	3360	3696	4287
				6	3432	3775	4364
	Corner Table Frame 4-Leg Base with Arms 2 Seats, 1 Top Left with Corner Table Right Shell: Ply Seat: Upholstered Pad	QUPYBL3A-041R	102	2/COM	3297	3636	4227
				3	3375	3715	4306
				4	3453	3792	4381
				5	3518	3858	4448
				6	3596	3935	4524
	Corner Table Ordered Separately	AQUHDBL3 2634RE	18		973	1603	2398
COM Yardage Refer to page 295.					For model numbers that have a corner table option, the corner table must be purchased separately. Refer to pages 291 to 293 for dimensions.		

Finish Options	Price
Chrome	\$ 165
Nickel.....	\$ 223
Powder Coat - Standard	n/c
Powder Coat - Premium.....	\$ 165

TRANSPARENT AND PLATINUM POWDER COAT NOT
AVAILABLE
BEAM WILL ALWAYS BE BLACK

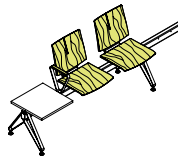
Wire Management Options	Code	Price
Wire Management Beam (per beam)	WHDS	\$ 256
Power and Data Options Please reference the Power + Data Price List		

Custom Charges	Code	Price
Powder Coat Alternative (per color)	OPA	call
Stain Finish Match (per finish)	OSM	\$ 996

Quanta Max

Ply Beam

Arm on One End Outside Seat

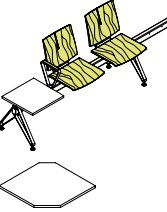

**VERSTEEL****Questions?**

800 876 2120

top >
edge >

edge ordering code >

edge ordering code >

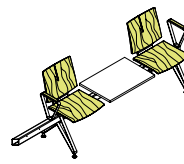
	Description	Model#	Product Wt	Grade			
	Corner Table Frame 4-Leg Base with Arm 2 Seat, 1 Top Right with Corner Table Left Shell: Ply	QUPYBL3AE-07 3L	92	Ply	2704	3046	3633
	Corner Table Ordered Separately	AQUHDBL3 2634RE	18		973	1603	2398
	Corner Table Frame 4-Leg Base with Arm 2 Seats, 1 Top Right with Corner Table Left Shell: Ply Seat: Upholstered Pad	QUPYBL3AE-04 3L	96	2/COM	3170	3509	4100
				3	3247	3587	4175
				4	3324	3663	4255
				5	3391	3729	4318
				6	3468	3806	4397
	Corner Table Ordered Separately	AQUHDBL3 2634RE	18		973	1603	2398







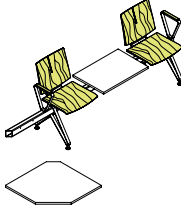
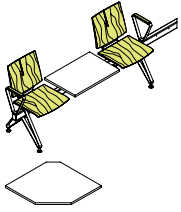
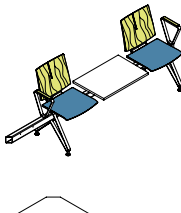
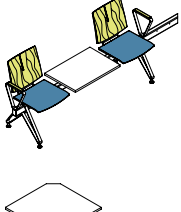
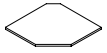
COM Yardage
Refer to page 295.

For model numbers that have a corner table option, the corner table must be purchased separately.
Refer to pages 291 to 293 for dimensions.

COM Yardage
Refer to page 295.For model numbers that have a corner table option, the corner table must be purchased separately.
Refer to pages 291 to 293 for dimensions.**To Order, Specify...**

- ① Model Number
- ② Shell Color
- ③ Leg Color
- ④ Upholstery Selection
- ⑤ Top Material
- ⑥ Edge Detail and Color



	Description	Model#	Product Wt	Grade	top > edge >	Laminate PVC	Laminate Wood	Veneer Wood
					edge ordering code >	Flat  LPIS	Flat  LWIS	Flat  VWIS
	Description	Model#	Product Wt	Grade	edge ordering code >	Fluted  LPFIS	Fluted  LWFIS	Fluted  VWFIS
	Corner Table Frame 4-Leg Base with Arm 2 Seats, 1 Top Center with Corner Table Right Shell: Ply	QUPYBL3AE-07 2R	97	Ply		2704	3046	3633
	Corner Table Ordered Separately	AQUHDBL3 2634RE	18			973	1603	2398
	Corner Table Frame 4-Leg Base with Arm 2 Seats, 1 Top Center with Corner Table Left Shell: Ply	QUPYBL3AE-07 2L	97	Ply		2704	3046	3633
	Corner Table Ordered Separately	AQUHDBL3 2634RE	18			973	1603	2398
	Corner Table Frame 4-Leg Base with Arm 2 Seats, 1 Top Center with Corner Table Right Shell: Ply Seat: Upholstered Pad	QUPYBL3AE-04 2R	101	2/COM		3170	3509	4100
				3		3247	3587	4175
				4		3324	3663	4255
				5		3391	3729	4318
				6		3468	3806	4397
						973	1603	2398
	Corner Table Frame 4-Leg Base with Arm 2 Seats, 1 Top Center with Corner Table Left Shell: Ply Seat: Upholstered Pad	QUPYBL3AE-04 2L	101	2/COM		3170	3509	4100
				3		3247	3587	4175
				4		3324	3663	4255
				5		3391	3729	4318
				6		3468	3806	4397
						973	1603	2398
	Corner Table Ordered Separately	AQUHDBL3 2634RE	18			973	1603	2398
	For model numbers that have a corner table option, the corner table must be purchased separately. Refer to pages 291 to 293 for dimensions.							

COM Yardage
Refer to page 295.

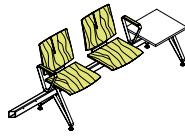
Finish Options	Price
Chrome	\$ 165
Nickel.....	\$ 223
Powder Coat - Standard	n/c
Powder Coat - Premium.....	\$ 165

TRANSPARENT AND PLATINUM POWDER COAT NOT
AVAILABLE
BEAM WILL ALWAYS BE BLACK

Wire Management Options	Code	Price
Wire Management Beam (per beam)	WHDS	\$ 256

Power and Data Options
Please reference the Power + Data Price List

Custom Charges	Code	Price
Powder Coat Alternative (per color)	OPA	call
Stain Finish Match (per finish)	OSM	\$ 996



Questions?

800 876 2120

Questions?

800 876 2120

top >


edge >

Laminate PVC

Laminate Wood


Veneer Wood

Flat




LPIS

Flat



LWIS


Flat



VWIS


edge ordering code >

Fluted




LPFIS

Fluted

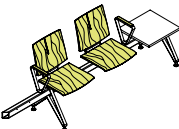
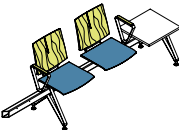


LWFIS

Fluted



VVFIS

	Description	Model#	Product Wt	Grade			
	Corner Table Frame 4-Leg Base with Arm 2 Seats, 1 Top Left with Corner Table Right Shell: Ply	QUPYBL3AE-07 IR	92	Ply	2704	3046	3633
	Corner Table Ordered Separately	AQUHDBL3 2634RE	18		973	1603	2398
	Corner Table Frame 4-Leg Base with Arm 2 Seats, 1 Top Left with Corner Table Right Shell: Ply Seat: Upholstered Pad	QUPYBL3AE-04 IR	96	2/COM	3170	3509	4100
				3	3247	3587	4175
				4	3324	3663	4255
				5	3391	3729	4318
				6	3468	3806	4397
	Corner Table Ordered Separately	AQUHDBL3 2634RE	18		973	1603	2398

COM Yardage

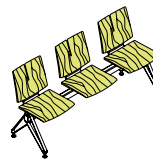
Refer to page 295.







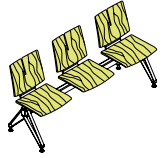
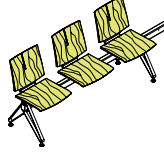
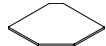
For model numbers that have a corner table option, the corner table must be purchased separately.

Refer to pages 291 to 293 for dimensions.

To Order, Specify...

- 1 Model Number
- 2 Shell Color
- 3 Leg Color
- 4 Upholstery Selection
- 5 Top Material
- 6 Edge Detail and Color



						top > edge >		Laminate PVC	Laminate Wood	Veneer Wood
						edge ordering code >		Flat  LP1S	Flat  LW1S	Flat  VW1S
						edge ordering code >	Seats Only (no table)	Fluted  LPFIS	Fluted  LWFIS	Fluted  VWFIS
Description		Model#	Product Wt	Grade						
	Standard Frame 4-Leg Base Armless 3 Seats Shell: Ply	QUPYBL3-07	80	Ply		2547				
	Corner Table Frame 4-Leg Base Armless 3 Seats with Corner Table Right Shell: Ply	QUPYBL3-07 R	91	Ply		2708				
	Corner Table Ordered Separately	AQUHDBL3 2939RE	22				973	1603	2398	
 	Corner Table Frame 4-Leg Base Armless 3 Seats with Corner Table Left Shell: Ply	QUPYBL3-07 L	91	Ply		2708				
	Corner Table Ordered Separately	AQUHDBL3 2939RE	22				973	1603	2398	
	For model numbers that have a corner table option, the corner table must be purchased separately. Refer to pages 291 to 293 for dimensions.									

Finish Options	Price
Chrome	\$ 165
Nickel.....	\$ 223
Powder Coat - Standard	n/c
Powder Coat - Premium.....	\$ 165

TRANSPARENT AND PLATINUM POWDER COAT NOT
AVAILABLE
BEAM WILL ALWAYS BE BLACK

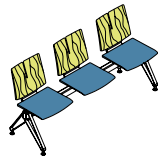
Wire Management Options	Code	Price
Wire Management Beam (per beam)	WHDS	\$ 256
Power and Data Options		
Please reference the Power + Data Price List		

Custom Charges	Code	Price
Powder Coat Alternative (per color)	OPA	call
Stain Finish Match (per finish)	OSM	\$ 996

Quanta Max

Ply Beam

Armless



VERSTEEL

Questions?

800 876 2120

top >
edge >

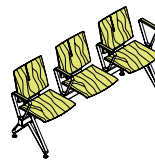
edge ordering code >

edge ordering code >
Seats Only
(no table)

	Description	Model#	Product Wt	Grade		Laminate PVC	Laminate Wood	Veneer Wood
						Flat  LPIS	Flat  LWIS	Flat  VWIS
						Fluted  LPFIS	Fluted  LWFIS	Fluted  VWFIS
	Standard Frame 4-Leg Base Armless 3 Seats Shell: Ply Seat: Upholstered Pad	QUPYBL3-04	87	2/COM 3 4 5 6	3242 3361 3476 3571 3688			
	Corner Table Frame 4-Leg Base Armless 3 Seats with Corner Table Right Shell: Ply Seat: Upholstered Pad	QUPYBL3-04 R	98	2/COM 3 4 5 6	3402 3519 3636 3733 3851			
	Corner Table Ordered Separately	AQUHDBL3 2939RE	22			973	1603	2398
	Corner Table Frame 4-Leg Base Armless 3 Seats with Corner Table Left Shell: Ply Seat: Upholstered Pad	QUPYBL3-04 L	98	2/COM 3 4 5 6	3402 3519 3636 3733 3851			
	Corner Table Ordered Separately	AQUHDBL3 2939RE	22			973	1603	2398
COM Yardage Refer to page 295.					For model numbers that have a corner table option, the corner table must be purchased separately. Refer to pages 291 to 293 for dimensions.			

To Order, Specify...

- 1 Model Number
- 2 Shell Color
- 3 Leg Color
- 4 Upholstery Selection
- 5 Top Material
- 6 Edge Detail and Color



						top > edge >		Laminate PVC	Laminate Wood	Veneer Wood
						edge ordering code >		Flat LP1S	Flat LW1S	Flat VW1S
						edge ordering code >	Seats Only (no table)	Fluted LPFIS	Fluted LWFIS	Fluted VWFIS
	Description	Model#	Product Wt		Grade					
	Standard Frame 4-Leg Base with Arms 3 Seats Shell: Ply	QUPYBL3AA-07	96		Ply	3320				
	Corner Table Frame 4-Leg Base with Arms 3 Seats with Corner Table Right Shell: Ply	QUPYBL3AA-07 R	106		Ply	3481				
	Corner Table Ordered Separately	AQUHDBL3 2634RE	18				973	1603	2398	
	Corner Table Frame 4-Leg Base with Arms 3 Seats with Corner Table Left Shell: Ply	QUPYBL3AA-07 L	106		Ply	3481				
	Corner Table Ordered Separately	AQUHDBL3 2634RE	18			973	1603	2398		
For model numbers that have a corner table option, the corner table must be purchased separately. Refer to pages 291 to 293 for dimensions.										

Finish Options	Price
Chrome	\$ 165
Nickel.....	\$ 223
Powder Coat - Standard	n/c
Powder Coat - Premium.....	\$ 165

TRANSPARENT AND PLATINUM POWDER COAT NOT
AVAILABLE
BEAM WILL ALWAYS BE BLACK

Wire Management Options	Code	Price
Wire Management Beam (per beam)	WHDS	\$ 256

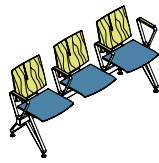
Power and Data Options
Please reference the Power + Data Price List

Custom Charges	Code	Price
Powder Coat Alternative (per color)	OPA	call
Stain Finish Match (per finish)	OSM	\$ 996

Quanta Max

Ply Beam

Arms on All 3 Seats



VERSTEEL







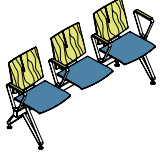
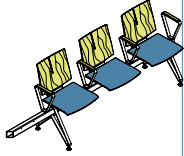
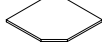
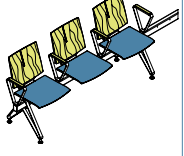
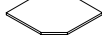
Questions?

800 876 2120

top >
edge >

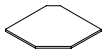
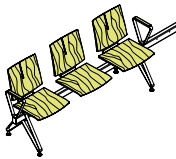
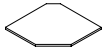
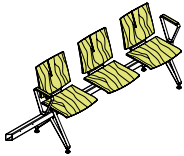
edge ordering code >

edge ordering code >
Seats Only
(no table)

	Description	Model#	Product Wt	Grade		Laminate PVC	Laminate Wood	Veneer Wood
						Flat  LP1S	Flat  LW1S	Flat  VW1S
						Fluted  LPFIS	Fluted  LWFIS	Fluted  VWFIS
	Standard Frame 4-Leg Base with Arms 3 Seats Shell: Ply Seat: Upholstered Pad	QUPYBL3AA-04	104	2/COM 3 4 5 6	4017 4133 4249 4345 4461			
	Corner Table Frame 4-Leg Base with Arms 3 Seats with Corner Table Right Shell: Ply Seat: Upholstered Pad	QUPYBL3AA-04 R	113	2/COM 3 4 5 6	4177 4295 4411 4507 4623			
	Corner Table Ordered Separately	AQUHDBL3 2634RE	18			973	1603	2398
	Corner Table Frame 4-Leg Base with Arms 3 Seats with Corner Table Left Shell: Ply Seat: Upholstered Pad	QUPYBL3AA-04 L	113	2/COM 3 4 5 6	4177 4295 4411 4507 4623			
	Corner Table Ordered Separately	AQUHDBL3 2634RE	18			973	1603	2398
COM Yardage Refer to page 295.	For model numbers that have a corner table option, the corner table must be purchased separately. Refer to pages 291 to 293 for dimensions.							

To Order, Specify...

- 1 Model Number
- 2 Shell Color
- 3 Leg Color
- 4 Upholstery Selection
- 5 Top Material
- 6 Edge Detail and Color



For model numbers that have a corner table option, the corner table must be purchased separately.
Refer to pages 291 to 293 for dimensions.

TRANSPARENT AND PLATINUM POWDER COAT NOT AVAILABLE
BEAM WILL ALWAYS BE BLACK

Wire Management Options	Code	Price
Wire Management Beam (per beam)	WHDS	\$ 256

Please reference the Power + Data Price List


Powder Coat Alternative (per color)	OPA	call
---	-----	------

Stain Finish Match (per finish)OSM \$ 996

Quanta Max

Ply Beam

Arms on 2 End Seats







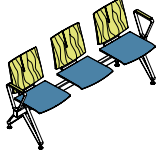
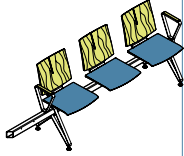
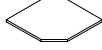
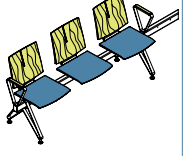
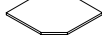
**VERSTEEL****Questions?**

800 876 2120

top >
edge >

edge ordering code >

edge ordering code >
Seats Only
(no table)

	Description	Model#	Product Wt	Grade		Laminate PVC	Laminate Wood	Veneer Wood
						Flat  LPIS	Flat  LWIS	Flat  VWIS
						Fluted  LPFIS	Fluted  LWFIS	Fluted  VWFIS
	Standard Frame 4-Leg Base with Arms 3 Seats Shell: Ply Seat: Upholstered Pad	QUPYBL3A-04	97	2/COM 3 4 5 6	3502 3619 3733 3829 3946			
	Corner Table Frame 4-Leg Base with Arms 3 Seats with Corner Table Right Shell: Ply Seat: Upholstered Pad	QUPYBL3A-04 R	106	2/COM 3 4 5 6	3662 3778 3894 3990 4106			
	Corner Table Ordered Separately	AQUHDBL3 2634RE	18			973	1603	2398
	Corner Table Frame 4-Leg Base with Arms 3 Seats with Corner Table Left Shell: Ply Seat: Upholstered Pad	QUPYBL3A-04 L	106	2/COM 3 4 5 6	3662 3778 3894 3990 4106			
	Corner Table Ordered Separately	AQUHDBL3 2634RE	18			973	1603	2398
COM Yardage Refer to page 295.	For model numbers that have a corner table option, the corner table must be purchased separately. Refer to pages 291 to 293 for dimensions.							

To Order, Specify...

- 1 Model Number
- 2 Shell Color
- 3 Leg Color
- 4 Upholstery Selection
- 5 Top Material
- 6 Edge Detail and Color

COM Yardage
Refer to page 295.

BEAM WILL ALWAYS BE BLACK

Please reference the Power + Data Price List

Custom Charges	Code	Price
Powder Coat Alternative (per color)	OPA	call
Stain Finish Match (per finish)	OSM	\$ 996



Specifications

Sate is available in 4-leg guest, stool and swivel base styles with a molded resilient polypropylene resin or veneer shell. All can be specified with or without arms. Polypropylene armcaps are available in three colors. An upholstered seat pad can be specified on all models. 4-leg chairs are also available with a tablet arm.

Features

The clean design of the chair features a flex motion and innovative frame that allows for continual user support. 4-leg chairs and stools are standard with polyethylene glides. The die cast aluminum 5-star base incorporates dual wheel black casters. 4-leg chairs are lightweight and easy to stack on the floor or on the Sate Chair Trolley for a more efficient use of space. See below for stacking information.

Stacking Information

Floor

Guest Chair (w/o Casters) 10 (6 if seats are upholstered)
Guest Chair (w/Casters) 6 (4 if seats are upholstered)

Trolley

Guest Chair (with or w/o Casters) 20 (10 if seats are upholstered)

Shipping Schedule

Poly Shell	3-5 WEEKS
Ply Shell	3-5 WEEKS

Contact Versteel Customer Service for special lead time requests.

NOTE CHAIR ORDERS WITH COM UPHOLSTERY WILL BE SCHEDULED UPON RECEIPT OF COM UPHOLSTERY YARDAGE

BIFMA

All Versteel products are constructed to pass the relevant ANSI/BIFMA standards. For more detailed specifications by series and base style, contact Versteel Customer Service at 800.876.2120.

Additional information regarding warranty, terms and conditions, shipping, care and maintenance, etc. can be found in the All Seating price list.

Standard Versteel Upholstery

Standard Versteel Upholstery offers a range of materials, from fabrics in a variety of colors and textures to vinyls for soil resistance. Please refer to Versteel's fabric cards or the "Materials + Finishes" section of our website for information.

Grade-In Upholstery

Versteel has coordinated with upholstery manufacturers to simplify your order process. Many of the manufacturers' offerings have been pre-approved for application on Versteel Seating.

Contact Versteel Customer Service with your selected fabric choice to be graded in. You will be supplied with the appropriate grade-in designator. On your purchase order, complete the information with the pattern name, color description and grade-in designator, and Versteel will take it from there.

Customer's Own Material

Customer's Own Materials (COM's) are not an issue on Sate. Many COM's are pre-approved for application on Versteel Seating. Call Versteel Customer Service with your COM selection to determine if it has been pre-approved. If your selection has not been pre-approved, reference the "Receiving COM Approval" section below.

Receiving COM Approval

Not all materials are suitable for upholstery on Sate. A 12" x 12" memo sample must be supplied for approval before a COM material is accepted for an order. If the material is directional in pattern or weave, the pattern repeat (in inches) in both directions or the weave direction must be supplied.

Excess COM

Versteel will not store excess COM for more than 30 days after the order has been completed. If excess material is to be returned after order completion, send the request to Versteel Customer Service prior to acknowledged ship date. It is the customer's responsibility to arrange for the return of the material "freight collect."

COM Requiring Application Test

If an application test is required for your selected COM, send test sample material along with the following.

1. Name and return address
2. Model selected
3. Sketch showing special requirements for the positioning of the materials' pattern on the seat and ledge, if special considerations are required.

NOTE ALL UPHOLSTERIES ARE CUT UP THE ROLL TO MAXIMIZE YIELD AND WEAR PERFORMANCE

Ship COM to:

Versteel
2332 Cathy Lane
Jasper, IN 47546

COM must be shipped to the factory with transportation costs "prepaid." If material is considered defective or unusable, it will be returned "transportation collect."

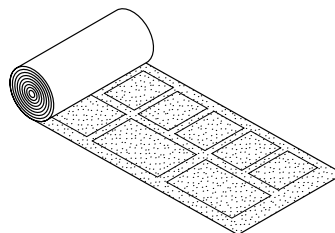
For standard lead time orders, tag fabric with purchase order number and identify with project number if possible.

Application of Directional Fabrics

Due to the upholstering process, some fabrics not considered directional by the supplier may be considered directional by Versteel.

All COM's are cut "up the roll" unless otherwise directed by the customer (see illustration below).

EXAMPLE PATTERN CUT UP THE ROLL



If special cutting or upholstery application is required, you must indicate requirement at time of order entry.

Sate COM Yardage Requirements

COM yardage requirements are calculated for chairs and stools based on a material width of 54" and a repeat of 2" or less. For material less than 54" wide, contact Versteel for yardage requirements. Use the chart below as a guide to calculate your COM yardage. For quantities greater than 20 chairs or stools, contact Versteel Customer Service for calculation of COM yardage by model.

Quantity of Chairs	1	2	3	4	5	6	7	8	9	10	11	12	13	14	15	16	17	18	19	20
Sate																				
Upholstered Seat Only	1.0	1.5	1.5	2.0	2.5	2.5	3.5	3.5	4.0	4.0	4.5	4.5	5.0	5.5	5.5	6.0	6.5	6.5	7.0	7.5

Patterned COM Additional Yardage Guide

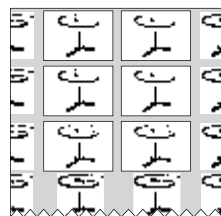
Use the guide below to aid in ordering the appropriate COM fabric when needing to match a pattern with a repeat. To use this guide, add the vertical and horizontal repeats together (e.g. a 5" vertical repeat plus an 11" horizontal repeat gives a 16" total). Then find the appropriate entry on the chart, and increase the yardage estimate by the percentage indicated.

For example: The yardage estimate is 8 yards of 54" wide fabric and the pattern has a repeat of 11" horizontal and 5" vertical. Add up the repeats (11" + 5" = 16") and find the appropriate entry - 15% in this example. Fifteen percent more fabric is required to match the pattern. 8 yards plus an extra 15% is 9.2 yards.

Fabric Width	Plain Fabric	3" - 14" Repeat	15" - 19" Repeat	20" - 27" Repeat	28" - 36" Repeat	37" - 45" Repeat	46" - 54" Repeat
54"	0%	10%	15%	20%	25%	30%	35%
50" - 52"	10%	20%	25%	30%	35%	40%	45%

Decorative Patterns

Yardage requirements are greatly affected by the size of the repeat and the print or pattern of the material. Versteel cuts all seating patterns with aesthetic concerns in mind for high quality and consistency. Refer to the COM listing for the yardage required for pattern repeat.



To Order, Specify...

- 1 Model Number
- 2 Shell Color
- 3 Frame Color
- 4 Swivel Base Color
- 5 Upholstery Selection
- 6 Frame Options

model number

STRSVA-01

model number

finish selections

WESW

shell color

PWHL

frame color

PWHL

swivel base color

upholstery selection

options

■■■■■

chair frame
options

A **CES-04** is a Chela series, armless sled base chair with an upholstered seat.

The codes **WESW / PWHL / PWHL** specify an Espresso Walnut shell with a White Linen frame and a White Linen swivel base color.

Model Number STRSVA-01



Orders may be sent via

Mailing Address

Versteel
2332 Cathy Lane
Jasper IN 47546

Contact Versteel

Email contact@versteel.com

Phone 800 876 2120

812 634 2120

Sate Shells

Sate poly shells are molded with resilient, flexible polypropylene resins with a satin textured surface. Sate wood shells are composed of high-density hardwood ply such as Birch, Beech or Maple, which is then molded with veneer. Standard veneer exterior is Maple.

Wood Finish

Versteel uses a post-catalyst varnish NDF topcoat that meets AWI (Architectural Woodwork Institute) TR6 performance standards.

Sate Poly Shell Colors

Canary	YCAN	Papaya	YPAP
Cobalt	YCOB	Quarry	YQUA
Lime	YLIM	Salsa	YSAL
Near Black	YNBL	Snow	YSNO
Oyster	YOYS		

Sate Wood Finishes

Beach	WBEA	Forest	WFOR
Blossom Cherry	WBLC	Golden Cherry	WGNC
Brighton Walnut	WBRW	Java Cherry	WJAC
Caramel Maple	WCMM	Millwork Cherry	WMWC
Chestnut	WCHE	Pebble	WPEB
Cordovan Cherry	WCNC	Seaside	WSEA
Drift	WDRI	Solar Maple	WSLM
Espresso Walnut	WESW	Sugar Maple	WSUM
Fawn	WFAW	Terra Cotta	WTEC
Fog	WFOG	Whisper	WWHI

Standard Sate Poly Armcap Colors

Near Black	YNBL	Snow	YSNO
Silver	YSIL		

Studio Steel®

Versteel's "urban fabrication" process leaves the telltale signs of welding and assembly on the surface, highlighting a manufacturing aesthetic. Choosing a clear or transparent powder coat is recommended, allowing tonal striations (created as a result of extreme heat), natural textures, and the inherent qualities of raw steel to show through.

Studio Steel Process \$165

Powder Coat Finishes

All powder coat finishes in the Versteel offering have been formulated with the use of epoxy, polyester or epoxy and polyester blends to maximize the finish durability.

Powder Coat Finish Options

Powder Coat - Standard	n/c
Powder Coat - Premium	\$165

Sate Powder Coat Colors

Alloy	PALY	Mint	PMNT
Amethyst	PAME	Navy	PNAV
Anthracite	PANT	Nimbus	PNIM
Black Anodized	PBLA	Nutmeg	PNUT
Bronze	PBRO	⬢ Pacific	PPAC
Calypso	PCAL	Pearl	PPEA
Carbon	PCAR	Pebble	PPEB
Champagne	PCHA	⬢ Platinum	PPLA
Coconut	PCOC	Poppy	PPOP
⬢ Copper	PCOP	⬢ Raven	PRAV
Crimson	PCRI	Royal	PROY
⬢ Crystal	PCRY	Seaside	PSEA
Daffodil	PDAF	Shipyard	PSHI
Ebony	PEBO	Silver	PSIL
Forest	PFOR	Snow	PSNO
Fossil	PFOS	Stone	PSTO
⬢ Garnet	PGAR	Storm	PSTM
⬢ Gold	PGOL	Terra Cotta	PTEC
Graphite	PGRA	Whisper	PWHI
⬢ Hope	PHOP	White Linen	PWHL
Kelly Green	PKEG	Powder Coat Alternative	OPA
⬢ Matte	PMAT		
Mica	PMIC		

Transparent Powder Coats (indicated by ⬢)

Please note that the transparent characteristics of these powders allow all natural welds and textures inherent to raw steel to be visible.

Premium Powder Coats (indicated by ⬢)

Versteel's premium process uses specially formulated powder coats for a truly unique color palette.

Plated

Versteel offers two plated options: Chrome and Nickel. Chrome is our most durable finish available and is a deep luster chrome plated finish. Nickel is a plated finish with a clear coat applied for durability. An upcharge applies for plated finishes. See product pricing pages for upcharge.

Chrome	ECHR
Nickel	ENKL

Finish Reference & Samples

For finish color reference, please refer to our website. Contact Versteel Customer Service to receive actual color samples for color matches and final color approval.

Powder Coat Alternative**Call for quotation**

Specify code **OPA** (*Powder Coat Alternative*), add cost from Versteel quotation

Powder Coat Alternative is available from Versteel. The entire RAL color reference along with hundreds of other color and finishes are available.

For Powder Coat Alternative matching, you must supply a color reference sample, or an RAL number. Versteel will review the sample for possible existing colors available and send a sample for customer approval. If no color match exists a custom match can be developed. Call Versteel Customer Service for associated upcharges on custom color development.

NOTE CUSTOM COLOR MATCHING APPROVALS MAY AFFECT STANDARD PRODUCTION SCHEDULES

Poly Shell Alternative**Call for quotation**

Specify code **OPS** (*Poly Shell Alternative*), add cost from Versteel quotation

For Poly Shell Alternative, you must supply a color reference sample. Versteel will review the sample for possible existing colors available and send a sample for customer approval. If no color match exists, a custom match can be developed. Minimum order quantities exist for alternative colors. Call Versteel Customer Service for minimums and associated upcharges on Poly Shell Alternatives.

NOTE CUSTOM COLOR MATCHING APPROVALS MAY AFFECT STANDARD PRODUCTION SCHEDULES

Stain Finish Match**\$996 / one time charge per finish, per order**

Specify code **OSM** (*Stain Finish Match*), add \$996.00 list per finish, per order

Alternative Stain Finishes are available. For Stain Finish Matching you must supply two 4" x 4" finish color and grain reference samples. An expertly finish matched sample will be provided for customer approval.

NOTE CUSTOM COLOR MATCHING APPROVALS MAY AFFECT STANDARD PRODUCTION SCHEDULES

Casters - Non-Locking Dual Wheel Black Nylon Hard Wheel (Set of 4)**\$171 / chair**

Specify code **CAS51** (Casters - Dual Wheel Black Nylon Hard Wheel), add \$171 list per 4-leg chair.

Black non-locking dual wheel, 2" diameter hard wheel casters may be specified on the 4-leg guest chair. Please refer to the individual pricing pages for availability. Caster option must be specified at the time of the order and does not change the chair seat height.
tools.

Chair Trolley - Sate**\$906 / each**

Specify code **ACTST** (Chair Trolley - Sate), add \$906 list each

STACKING INFORMATION - SATE SATE GUEST CHAIRS (WITHOR WITHOUT CASTERS
STACK 20 HIGH ON THE TROLLEY AND STACK 10 HIGH ON THE FLOOR.



Questions?

800 876 2120









						material / fabric grade >					
	Description	Model#	Product Wt	Dimensions		Poly or Wood	2/COM	3	4	5	6
	4-Leg Base Shell: Poly	STLP-07	16	Overall Height: 32½"	Seat Height: 18"	431					
				Overall Width: 22½"	Seat Width: 17½"						
				Overall Depth: 21½"	Seat Depth: 16½"						
	4-Leg Base Shell: Poly Seat: Upholstered Pad	STLP-04	16	Overall Height: 32½"	Seat Height: 18"		505	581	655	728	804
				Overall Width: 22½"	Seat Width: 17½"						
				Overall Depth: 21½"	Seat Depth: 16½"						
	4-Leg Base Shell: Veneer	STLV-07	16	Overall Height: 32½"	Seat Height: 18"	551					
				Overall Width: 22½"	Seat Width: 17½"						
				Overall Depth: 21½"	Seat Depth: 16½"						
	4-Leg Base Shell: Veneer Seat: Upholstered Pad	STLV-04	16	Overall Height: 32½"	Seat Height: 18"		622	697	772	847	920
				Overall Width: 22½"	Seat Width: 17½"						
				Overall Depth: 21½"	Seat Depth: 16½"						

Stacking
Refer to page 400.

COM Yardage
Refer to page 403.

- To Order, Specify...**
- ① Model Number
 - ② Shell Color or Wood Finish
 - ③ Frame Color
 - ④ Upholstery Selection
 - ⑤ Frame Options



	Description	Model#	Product Wt	Dimensions	material / fabric grade >	Poly or Wood	2/COM	3	4	5	6
	4-Leg Base Shell: Poly Armcaps: Poly	STLPA-08	17	Overall Height: 32½" Overall Width: 23½" Overall Depth: 21½" Arm Height: 26½"	Seat Height: 18" Seat Width: 17½" Seat Depth: 16½"	549					
	4-Leg Base Shell: Poly Seat: Upholstered Pad Armcaps: Poly	STLPA-06	17	Overall Height: 32½" Overall Width: 23½" Overall Depth: 21½" Arm Height: 26½"	Seat Height: 18" Seat Width: 17½" Seat Depth: 16½"		619	696	770	846	919
	4-Leg Base Shell: Poly Armcaps: None	STLPA-01	17	Overall Height: 32½" Overall Width: 23½" Overall Depth: 21½" Arm Height: 26½"	Seat Height: 18" Seat Width: 17½" Seat Depth: 16½"	549					
	4-Leg Base Shell: Poly Seat: Upholstered Pad Armcaps: None	STLPA-02	17	Overall Height: 32½" Overall Width: 23½" Overall Depth: 21½" Arm Height: 26½"	Seat Height: 18" Seat Width: 17½" Seat Depth: 16½"		619	696	770	846	919
	4-Leg Base Shell: Veneer Armcaps: Poly	STLVA-08	17	Overall Height: 32½" Overall Width: 23½" Overall Depth: 21½" Arm Height: 26½"	Seat Height: 18" Seat Width: 17½" Seat Depth: 16½"	639					
	4-Leg Base Shell: Veneer Seat: Upholstered Pad Armcaps: Poly	STLVA-06	17	Overall Height: 32½" Overall Width: 23½" Overall Depth: 21½" Arm Height: 26½"	Seat Height: 18" Seat Width: 17½" Seat Depth: 16½"		712	787	862	935	1010
	4-Leg Base Shell: Veneer Armcaps: None	STLVA-01	17	Overall Height: 32½" Overall Width: 23½" Overall Depth: 21½" Arm Height: 26½"	Seat Height: 18" Seat Width: 17½" Seat Depth: 16½"	639					
	4-Leg Base Shell: Veneer Seat: Upholstered Pad Armcaps: None	STLVA-02	17	Overall Height: 32½" Overall Width: 23½" Overall Depth: 21½" Arm Height: 26½"	Seat Height: 18" Seat Width: 17½" Seat Depth: 16½"		712	787	862	935	1010

Stacking
Refer to page 400.

COM Yardage
Refer to page 403.

Finish Options	Price
Chrome	\$ 165
Nickel.....	\$ 223
Powder Coat - Standard	n/c
Powder Coat - Premium.....	\$ 165

Frame Options	Code	Price
Casters - Dual Wheel Black Nylon		
Hard Wheel (set of 4).....	CAS51	\$ 171

Accessories	Code	Price
Chair Trolley - Sate.....	ACTST	\$ 906

Custom Charges	Code	Price
Powder Coat Alternative (per color)	OPA	call
Poly Shell Alternative (per color)	OPS	call
Stain Finish Match (per finish).....	OSM	\$ 996





Sate
Stool - 24"
Armless



VERSTEEL

Questions?

800 876 2120

						material / fabric grade >					
Description		Model#	Product Wt	Dimensions		Poly or Wood	2/COM	3	4	5	6
	4-Leg Base 24" Seat Height Shell: Poly	STLP-07S24	17	Overall Height: 39" Overall Width: 20 1/2" Overall Depth: 22 1/4"	Seat Height: 24" Seat Width: 17 1/2" Seat Depth: 16 1/2"	536					
	4-Leg Base 24" Seat Height Shell: Poly Seat: Upholstered Pad	STLP-04S24	17	Overall Height: 39" Overall Width: 20 1/2" Overall Depth: 22 1/4"	Seat Height: 24" Seat Width: 17 1/2" Seat Depth: 16 1/2"		613	688	762	836	910
	4-Leg Base 24" Seat Height Shell: Veneer	STLV-07S24	17	Overall Height: 39" Overall Width: 20 1/2" Overall Depth: 22 1/4"	Seat Height: 24" Seat Width: 17 1/2" Seat Depth: 16 1/2"	615					
	4-Leg Base 24" Seat Height Shell: Veneer Seat: Upholstered Pad	STLV-04S24	17	Overall Height: 39" Overall Width: 20 1/2" Overall Depth: 22 1/4"	Seat Height: 24" Seat Width: 17 1/2" Seat Depth: 16 1/2"		690	765	838	915	988

COM Yardage

Refer to page 403.

To Order, Specify...

- ① Model Number
- ② Shell Color or Wood Finish
- ③ Frame Color
- ④ Upholstery Selection
- ⑤ Frame Options



	Description	Model#	Product Wt	Dimensions	material / fabric grade >	Poly or Wood	2/COM	3	4	5	6
	4-Leg Base 24" Seat Height Shell: Poly Armcaps: Poly	STLPA-08S24	18	Overall Height: 39" Overall Width: 23½" Overall Depth: 22¼" Arm Height: 32½"	Seat Height: 24" Seat Width: 17½" Seat Depth: 16½"	701					
	4-Leg Base 24" Seat Height Shell: Poly Seat: Upholstered Pad Armcaps: Poly	STLPA-06S24	18	Overall Height: 39" Overall Width: 23½" Overall Depth: 22¼" Arm Height: 32½"	Seat Height: 24" Seat Width: 17½" Seat Depth: 16½"		774	849	925	999	1073
	4-Leg Base 24" Seat Height Shell: Poly Armcaps: None	STLPA-01S24	18	Overall Height: 39" Overall Width: 22½" Overall Depth: 22¼" Arm Height: 32½"	Seat Height: 24" Seat Width: 17½" Seat Depth: 16½"	701					
	4-Leg Base 24" Seat Height Shell: Poly Seat: Upholstered Pad Armcaps: None	STLPA-02S24	18	Overall Height: 39" Overall Width: 22½" Overall Depth: 22¼" Arm Height: 32½"	Seat Height: 24" Seat Width: 17½" Seat Depth: 16½"		774	849	925	999	1073
	4-Leg Base 24" Seat Height Shell: Veneer Armcaps: Poly	STLVA-08S24	18	Overall Height: 39" Overall Width: 23½" Overall Depth: 22¼" Arm Height: 32½"	Seat Height: 24" Seat Width: 17½" Seat Depth: 16½"	777					
	4-Leg Base 24" Seat Height Shell: Veneer Seat: Upholstered Pad Armcaps: Poly	STLVA-06S24	18	Overall Height: 39" Overall Width: 23½" Overall Depth: 22¼" Arm Height: 32½"	Seat Height: 24" Seat Width: 17½" Seat Depth: 16½"		852	927	1001	1075	1152
	4-Leg Base 24" Seat Height Shell: Veneer Armcaps: None	STLVA-01S24	18	Overall Height: 39" Overall Width: 22½" Overall Depth: 22¼" Arm Height: 32½"	Seat Height: 24" Seat Width: 17½" Seat Depth: 16½"	777					
	4-Leg Base 24" Seat Height Shell: Veneer Seat: Upholstered Pad Armcaps: None	STLVA-02S24	18	Overall Height: 39" Overall Width: 22½" Overall Depth: 22¼" Arm Height: 32½"	Seat Height: 24" Seat Width: 17½" Seat Depth: 16½"		852	927	1001	1075	1152

COM Yardage
Refer to page 403.

Finish Options	Price
Chrome	\$ 165
Nickel	\$ 223
Powder Coat - Standard	n/c
Powder Coat - Premium	\$ 165

Custom Charges	Code	Price
Powder Coat Alternative (per color)	OPA	call
Poly Shell Alternative (per color)	OPS	call
Stain Finish Match (per finish)	OSM	\$ 996

Sate
Stool - 29"
Armless

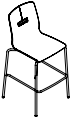
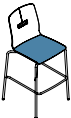




VERSTEEL

Questions?

800 876 2120

material / fabric grade >

	Description	Model#	Product Wt	Dimensions	Poly or Wood	2/COM	3	4	5	6
	4-Leg Base 29" Seat Height Shell: Poly	STLP-07S29	18	Overall Height: 44" Overall Width: 21½" Overall Depth: 22¼"	Seat Height: 29" Seat Width: 17½" Seat Depth: 16¾"	536				
	4-Leg Base 29" Seat Height Shell: Poly Seat: Upholstered Pad	STLP-04S29	18	Overall Height: 44" Overall Width: 21½" Overall Depth: 22¼"	Seat Height: 29" Seat Width: 17½" Seat Depth: 16¾"		613	688	762	836
	4-Leg Base 29" Seat Height Shell: Veneer	STLV-07S29	18	Overall Height: 44" Overall Width: 21½" Overall Depth: 22¼"	Seat Height: 29" Seat Width: 17½" Seat Depth: 16¾"	615				
	4-Leg Base 29" Seat Height Shell: Veneer Seat: Upholstered Pad	STLV-04S29	18	Overall Height: 44" Overall Width: 21½" Overall Depth: 22¼"	Seat Height: 29" Seat Width: 17½" Seat Depth: 16¾"		690	765	838	915

COM Yardage
Refer to page 403.

To Order, Specify...

- ① Model Number
- ② Shell Color or Wood Finish
- ③ Frame Color
- ④ Upholstery Selection
- ⑤ Frame Options



	Description	Model#	Product Wt	Dimensions	material / fabric grade >	Poly or Wood	2/COM	3	4	5	6
	4-Leg Base 29" Seat Height Shell: Poly Armcaps: Poly	STLPA-08S29	19	Overall Height: 44" Overall Width: 23½" Overall Depth: 22¼" Arm Height: 37½"	Seat Height: 29" Seat Width: 17½" Seat Depth: 16½"	701					
	4-Leg Base 29" Seat Height Shell: Poly Seat: Upholstered Pad Armcaps: Poly	STLPA-06S29	19	Overall Height: 44" Overall Width: 23½" Overall Depth: 22¼" Arm Height: 37½"	Seat Height: 29" Seat Width: 17½" Seat Depth: 16½"		774	849	925	999	1073
	4-Leg Base 29" Seat Height Shell: Poly Armcaps: None	STLPA-01S29	19	Overall Height: 44" Overall Width: 22½" Overall Depth: 22¼" Arm Height: 37½"	Seat Height: 29" Seat Width: 17½" Seat Depth: 16½"	701					
	4-Leg Base 29" Seat Height Shell: Poly Seat: Upholstered Pad Armcaps: None	STLPA-02S29	19	Overall Height: 44" Overall Width: 22½" Overall Depth: 22¼" Arm Height: 37½"	Seat Height: 29" Seat Width: 17½" Seat Depth: 16½"		774	849	925	999	1073
	4-Leg Base 29" Seat Height Shell: Veneer Armcaps: Poly	STLVA-08S29	19	Overall Height: 44" Overall Width: 23½" Overall Depth: 22¼" Arm Height: 37½"	Seat Height: 29" Seat Width: 17½" Seat Depth: 16½"	777					
	4-Leg Base 29" Seat Height Shell: Veneer Seat: Upholstered Pad Armcaps: Poly	STLVA-06S29	19	Overall Height: 44" Overall Width: 23½" Overall Depth: 22¼" Arm Height: 37½"	Seat Height: 29" Seat Width: 17½" Seat Depth: 16½"		852	927	1001	1075	1152
	4-Leg Base 29" Seat Height Shell: Veneer Armcaps: None	STLVA-01S29	19	Overall Height: 44" Overall Width: 22½" Overall Depth: 22¼" Arm Height: 37½"	Seat Height: 29" Seat Width: 17½" Seat Depth: 16½"	777					
	4-Leg Base 29" Seat Height Shell: Veneer Seat: Upholstered Pad Armcaps: None	STLVA-02S29	19	Overall Height: 44" Overall Width: 22½" Overall Depth: 22¼" Arm Height: 37½"	Seat Height: 29" Seat Width: 17½" Seat Depth: 16½"		852	927	1001	1075	1152

COM Yardage
Refer to page 403.





Finish Options	Price
Chrome	\$ 165
Nickel	\$ 223
Powder Coat - Standard	n/c
Powder Coat - Premium	\$ 165

Custom Charges	Code	Price
Powder Coat Alternative (per color)	OPA	call
Poly Shell Alternative (per color)	OPS	call
Stain Finish Match (per finish)	OSM	\$ 996



Questions?

800 876 2120

						material / fabric grade >					
Description		Model#	Product Wt	Dimensions		Poly or Wood	2/COM	3	4	5	6
	4-Leg Base Tablet Right Shell: Poly	STLP-07RTBR	23	Overall Height: 32½" Overall Width: 23½" Overall Depth: 27½" Arm Height: 26½"	Seat Height: 18" Seat Width: 17½" Seat Depth: 16½"	702					
	4-Leg Base Tablet Right Shell: Poly Seat: Upholstered Pad	STLP-04RTBR	23	Overall Height: 32½" Overall Width: 23½" Overall Depth: 27½" Arm Height: 26½"	Seat Height: 18" Seat Width: 17½" Seat Depth: 16½"		776	850	926	1000	1074
	4-Leg Base Tablet Right Shell: Veneer	STLV-07RTBR	23	Overall Height: 32½" Overall Width: 23½" Overall Depth: 27½" Arm Height: 26½"	Seat Height: 18" Seat Width: 17½" Seat Depth: 16½"	793					
	4-Leg Base Tablet Right Shell: Veneer Seat: Upholstered Pad	STLV-04RTBR	23	Overall Height: 32½" Overall Width: 23½" Overall Depth: 27½" Arm Height: 26½"	Seat Height: 18" Seat Width: 17½" Seat Depth: 16½"		867	943	1016	1091	1164

Tablet Dimensions

15¼"d x 19¼"w x ¾" thick

Tablet is available in
black only.

Tablet Material

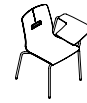
Black Europly with a clear
coat edge.





COM Yardage

Refer to page 403.

To Order, Specify...

- ① Model Number
- ② Shell Color or Wood Finish
- ③ Frame Color
- ④ Upholstery Selection
- ⑤ Frame Options



						material / fabric grade >					
	Description	Model#	Product Wt	Dimensions		Poly or Wood	2/COM	3	4	5	6
	4-Leg Base Tablet Left Shell: Poly	STLP-07RTBL	23	Overall Height: 32½"	Seat Height: 18"	702					
				Overall Width: 23½"	Seat Width: 17½"						
				Overall Depth: 27½"	Seat Depth: 16½"						
				Arm Height: 26½"							
	4-Leg Base Tablet Left Shell: Poly Seat: Upholstered Pad	STLP-04RBTL	23	Overall Height: 32½"	Seat Height: 18"		776	850	926	1000	1074
				Overall Width: 23½"	Seat Width: 17½"						
				Overall Depth: 27½"	Seat Depth: 16½"						
				Arm Height: 26½"							
	4-Leg Base Tablet Left Shell: Veneer	STLV-07RTBL	23	Overall Height: 32½"	Seat Height: 18"	793					
				Overall Width: 23½"	Seat Width: 17½"						
				Overall Depth: 27½"	Seat Depth: 16½"						
				Arm Height: 26½"							
	4-Leg Base Tablet Left Shell: Veneer Seat: Upholstered Pad	STLV-04RBTL	23	Overall Height: 32½"	Seat Height: 18"		867	943	1016	1091	1164
				Overall Width: 23½"	Seat Width: 17½"						
				Overall Depth: 21½"	Seat Depth: 16½"						
				Arm Height: 27½"							

Tablet Dimensions
15¼"d x 19¼"w x ¾" thick

Tablet is available in black only.

Tablet Material
Black Europly with a clear coat edge.

COM Yardage
Refer to page 403.





Finish Options	Price
Chrome	\$ 165
Nickel	\$ 223
Powder Coat - Standard	n/c
Powder Coat - Premium	\$ 165

Custom Charges	Code	Price
Powder Coat Alternative (per color)	OPA	call
Poly Shell Alternative (per color)	OPS	call
Stain Finish Match (per finish)	OSM	\$ 996

Sate
 Swivel Base Chair
 Armless

VERSTEEL
Questions?

800 876 2120









						material / fabric grade >					
Description		Model#	Product Wt	Dimensions (at lowest cylinder height)		Poly or Wood	2/COM	3	4	5	6
	Swivel Base Shell: Poly	STRSP-07	22	Overall Height: 31½" Overall Width: 27" Overall Depth: 26½"	Seat Height: 16½"-21½" Seat Width: 17½" Seat Depth: 18"	778					
	Swivel Base Shell: Poly Seat: Upholstered Pad	STRSP-04	22	Overall Height: 31½" Overall Width: 27" Overall Depth: 26½"	Seat Height: 16½"-21½" Seat Width: 17½" Seat Depth: 18"		961	1036	1108	1183	1260
	Swivel Base Shell: Veneer	STRSV-07	22	Overall Height: 31½" Overall Width: 27" Overall Depth: 26½"	Seat Height: 16½"-21½" Seat Width: 17½" Seat Depth: 18"	943					
	Swivel Base Shell: Veneer Seat: Upholstered Pad	STRSV-04	22	Overall Height: 31½" Overall Width: 27" Overall Depth: 26½"	Seat Height: 16½"-21½" Seat Width: 17½" Seat Depth: 18"		1122	1195	1269	1345	1419

COM Yardage
 Refer to page 403.

To Order, Specify...

- ① Model Number
- ② Shell Color or Wood Finish
- ③ Frame Color
- ④ Swivel Base Color
- ⑤ Upholstery Selection
- ⑥ Frame Options



	Description	Model#	Product Wt	Dimensions (at lowest Cylinder height)	material / fabric grade >					
					Poly or Wood	2/COM	3	4	5	6
	Swivel Base Shell: Poly Armcaps: Poly	STRSPA-08	24	Overall Height: 31½" Overall Width: 27" Overall Depth: 26½" Arm Height: 25"	Seat Height: 16½"-21½" Seat Width: 17½" Seat Depth: 18"	961				
	Swivel Base Shell: Poly Seat: Upholstered Pad Armcaps: Poly	STRSPA-06	24	Overall Height: 31½" Overall Width: 27" Overall Depth: 26½" Arm Height: 25"	Seat Height: 16½"-21½" Seat Width: 17½" Seat Depth: 18"		1142	1215	1290	1363 1439
	Swivel Base Shell: Poly Armcaps: None	STRSPA-01	24	Overall Height: 31½" Overall Width: 27" Overall Depth: 26½" Arm Height: 25"	Seat Height: 16½"-21½" Seat Width: 17½" Seat Depth: 18"	836				
	Swivel Base Shell: Poly Seat: Upholstered Pad Armcaps: None	STRSPA-02	24	Overall Height: 31½" Overall Width: 27" Overall Depth: 26½" Arm Height: 25"	Seat Height: 16½"-21½" Seat Width: 17½" Seat Depth: 18"		1016	1091	1164	1238 1313
	Swivel Base Shell: Veneer Armcaps: Poly	STRSVA-08	24	Overall Height: 31½" Overall Width: 27" Overall Depth: 26½" Arm Height: 25"	Seat Height: 16½"-21½" Seat Width: 17½" Seat Depth: 18"	1126				
	Swivel Base Shell: Veneer Seat: Upholstered Pad Armcaps: Poly	STRSVA-06	24	Overall Height: 31½" Overall Width: 27" Overall Depth: 26½" Arm Height: 25"	Seat Height: 16½"-21½" Seat Width: 17½" Seat Depth: 18"		1308	1382	1456	1531 1607
	Swivel Base Shell: Veneer Armcaps: None	STRSVA-01	24	Overall Height: 31½" Overall Width: 27" Overall Depth: 26½" Arm Height: 25"	Seat Height: 16½"-21½" Seat Width: 17½" Seat Depth: 18"	1002				
	Swivel Base Shell: Veneer Seat: Upholstered Pad Armcaps: None	STRSVA-02	24	Overall Height: 31½" Overall Width: 27" Overall Depth: 26½" Arm Height: 25"	Seat Height: 16½"-21½" Seat Width: 17½" Seat Depth: 18"		1183	1260	1333	1408 1482

COM Yardage
Refer to page 403.

Finish Options	Price
Chrome	\$ 165
Nickel.....	\$ 223
Powder Coat - Standard	n/c
Powder Coat - Premium.....	\$ 165

Swivel Base Options	Code	Price
Polished Aluminum.....	n/c	
Powder Coat - Standard	n/c	
Powder Coat - Premium.....	\$ 165	
Platinum powder coat, transparent powder coat, chrome and nickel N/A		

Frame Options

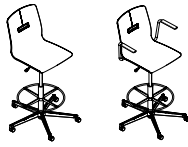
Casters - Dual Wheel Black Nylon	
Hard Wheel.....	CAS61 n/c

Custom Charges	Code	Price
Powder Coat Alternative (per color)	OPA	call
Poly Shell Alternative (per color)	OPS	call
Stain Finish Match (per finish)	OSM	\$ 996

Sate

Swivel Base Stool

Armless



VERSTEEL

Questions?

800 876 2120

material / fabric grade >

	Description	Model#	Product Wt	Dimensions (at highest cylinder height)		Poly or Wood	2/COM	3	4	5	6
	Swivel Base Stool Shell: Poly	STRSP-07S	28	Overall Height: 45¼" Overall Width: 27" Overall Depth: 26½"	Seat Height: 22"-31¼" Seat Width: 17½" Seat Depth: 18"	966					
	Swivel Base Stool Shell: Poly Seat: Upholstered Pad	STRSP-04S	28	Overall Height: 45¼" Overall Width: 27" Overall Depth: 26½"	Seat Height: 22"-31¼" Seat Width: 17½" Seat Depth: 18"		1148	1219	1296	1371	1444
	Swivel Base Stool Shell: Veneer	STRSV-07S	28	Overall Height: 45¼" Overall Width: 27" Overall Depth: 26½"	Seat Height: 22"-31¼" Seat Width: 17½" Seat Depth: 18"	1126					
	Swivel Base Stool Shell: Veneer Seat: Upholstered Pad	STRSV-04S	28	Overall Height: 45¼" Overall Width: 27" Overall Depth: 26½"	Seat Height: 22"-31¼" Seat Width: 17½" Seat Depth: 18"		1308	1382	1456	1531	1607

COM Yardage
Refer to page 403.

To Order, Specify...

- ① Model Number
- ② Shell Color or Wood Finish
- ③ Frame Color
- ④ Swivel Base Color
- ⑤ Upholstery Selection
- ⑥ Frame Options



	Description	Model#	Product Wt	Dimensions (at highest cylinder height)	material / fabric grade >					
					Poly or Wood	2/COM	3	4	5	6
	Swivel Base Stool Shell: Poly Armcaps: Poly	STRSPA-08S	31	Overall Height: 45¼" Overall Width: 27" Overall Depth: 26½" Arm Height: 39¾"	1148					
	Swivel Base Stool Shell: Poly Seat: Upholstered Pad Armcaps: Poly	STRSPA-06S	31	Overall Height: 45¼" Overall Width: 27" Overall Depth: 26½" Arm Height: 39¾"		1326	1399	1475	1550	1624
	Swivel Base Stool Shell: Poly Armcaps: None	STRSPA-01S	31	Overall Height: 45¼" Overall Width: 27" Overall Depth: 26½" Arm Height: 39¾"	1023					
	Swivel Base Stool Shell: Poly Seat: Upholstered Pad Armcaps: None	STRSPA-02S	31	Overall Height: 45¼" Overall Width: 27" Overall Depth: 26½" Arm Height: 39¾"		1203	1277	1350	1426	1501
	Swivel Base Stool Shell: Veneer Armcaps: Poly	STRSVA-08S	31	Overall Height: 45¼" Overall Width: 27" Overall Depth: 26½" Arm Height: 39¾"	1313					
	Swivel Base Stool Shell: Veneer Seat: Upholstered Pad Armcaps: Poly	STRSVA-06S	31	Overall Height: 45¼" Overall Width: 27" Overall Depth: 26½" Arm Height: 39¾"		1493	1568	1643	1719	1791
	Swivel Base Stool Shell: Veneer Armcaps: None	STRSVA-01S	31	Overall Height: 45¼" Overall Width: 27" Overall Depth: 26½" Arm Height: 39¾"	1189					
	Swivel Base Stool Shell: Veneer Seat: Upholstered Pad Armcaps: None	STRSVA-02S	31	Overall Height: 45¼" Overall Width: 27" Overall Depth: 26½" Arm Height: 39¾"		1371	1444	1519	1592	1667

COM Yardage
Refer to page 403.

Finish Options	Price
Chrome	\$ 165
Nickel.....	\$ 223
Powder Coat - Standard	n/c
Powder Coat - Premium.....	\$ 165

Footring available in Chrome only

Swivel Base Options	Code	Price
Polished Aluminum.....	n/c	
Powder Coat - Standard	n/c	
Powder Coat - Premium.....	\$ 165	
Platinum powder coat, transparent powder coat, chrome and nickel N/A		

Frame Options
Casters - Dual Wheel Black Nylon
Hard Wheel..... CAS61 n/c

Custom Charges	Code	Price
Powder Coat Alternative (per color)	OPA	call
Poly Shell Alternative (per color)	OPS	call
Stain Finish Match (per finish)	OSM	\$ 996



Specifications

The 4-leg SIMON series consists of guest chairs, stools and tablet arm chairs. Guest chairs can be specified with or without casters. All guest chairs and stools are available with or without arms. Chairs and stools have polypropylene armcaps when arms are specified. SIMON can be specified with a molded resilient polypropylene resin seat and back, a rotary cut maple wood back, an upholstered seat or an upholstered seat and back. 4-leg guest chairs and stools are available with or without arms. All chairs can be specified with or without casters.

Features

Synchronized seat and back movement provide the right amount of support through the full range of recline motion. Chairs and stools with glides or chairs with casters can be nested in any quantity. Chairs with glides can be stacked on the floor or on the SIMON Chair Trolley. See below for stacking information.

Stacking Information

Floor	
Guest Chair with glides	5
Trolley	
Guest Chair with glides	5

Quickship Program

Available for select products in the SIMON series, see pricing pages.

The Versteel Quickship Program consists of up to 50 tables, 25 tables with modesty panels or 100 chairs in 10 working days from time of order (received by 12pm EST). Orders must be accompanied by final material and finish specifications for order entry. They must be clearly marked “Quickship” and consist of products from the program. Quickship orders cannot be changed or cancelled, and credit approval must be acquired within 24 hours.

For additional information see Versteel.com.

Shipping Schedule

Poly Shell	3-5 WEEKS
Wood Back	3-5 WEEKS
Quickship Products	10 WORKING DAYS

Contact Versteel Customer Service for special lead time requests.

NOTE CHAIR ORDERS WITH COM UPHOLSTERY WILL BE SCHEDULED UPON RECEIPT OF COM UPHOLSTERY YARDAGE

BIFMA

All Versteel products are constructed to pass the relevant ANSI/BIFMA standards. For more detailed specifications by series and base style, contact Versteel Customer Service at 800.876.2120.

Additional information regarding warranty, terms and conditions, shipping, care and maintenance, etc. can be found in the All Seating price list.

Standard Versteel Upholstery

Standard Versteel Upholstery offers a range of materials, from fabrics in a variety of colors and textures to vinyls for soil resistance. Please refer to Versteel's fabric cards or the "Materials + Finishes" section of our website for information.

Grade-In Upholstery

Versteel has coordinated with upholstery manufacturers to simplify your order process. Many of the manufacturers' offerings have been pre-approved for application on Versteel Seating.

Contact Versteel Customer Service with your selected fabric choice to be graded in. You will be supplied with the appropriate grade-in designator. On your purchase order, complete the information with the pattern name, color description and grade-in designator, and Versteel will take it from there.

Customer's Own Material

Customer's Own Materials (COM's) are not an issue on SIMON. Many COM's are pre-approved for application on Versteel Seating. Call Versteel Customer Service with your COM selection to determine if it has been pre-approved. If your selection has not been pre-approved, reference the "Receiving COM Approval" section below.

Receiving COM Approval

Not all materials are suitable for upholstery on SIMON. A 12" x 12" memo sample must be supplied for approval before a COM material is accepted for an order. If the material is directional in pattern or weave, the pattern repeat (in inches) in both directions or the weave direction must be supplied.

Excess COM

Versteel will not store excess COM for more than 30 days after the order has been completed. If excess material is to be returned after order completion, send the request to Versteel Customer Service prior to acknowledged ship date. It is the customer's responsibility to arrange for the return of the material "freight collect."

COM Requiring Application Test

If an application test is required for your selected COM, send test sample material along with the following.

1. Name and return address
2. Model selected
3. Sketch showing special requirements for the positioning of the materials' pattern on the seat and ledge, if special considerations are required.

NOTE ALL UPHOLSTERIES ARE CUT UP THE ROLL TO MAXIMIZE YIELD AND WEAR PERFORMANCE

Ship COM to:

Versteel
 2332 Cathy Lane
 Jasper, IN 47546

COM must be shipped to the factory with transportation costs "prepaid." If material is considered defective or unusable, it will be returned "transportation collect."

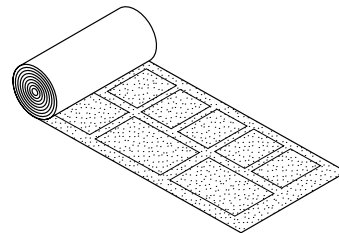
For standard lead time orders, tag fabric with purchase order number and identify with project number if possible.

Application of Directional Fabrics

Due to the upholstering process, some fabrics not considered directional by the supplier may be considered directional by Versteel.

All COM's are cut "up the roll" unless otherwise directed by the customer (see illustration below).

EXAMPLE PATTERN CUT UP THE ROLL



If special cutting or upholstery application is required, you must indicate requirement at time of order entry.

SIMON COM Yardage Requirements

COM yardage requirements are calculated for chairs and stools based on a material width of 54" and a repeat of 2" or less. For material less than 54" wide, contact Versteel for yardage requirements. Use the chart below as a guide to calculate your COM yardage. For quantities greater than 20 chairs or stools, contact Versteel Customer Service for calculation of COM yardage by model.

Quantity of Chairs	1	2	3	4	5	6	7	8	9	10	11	12	13	14	15	16	17	18	19	20
SIMON Chairs and Stools With or Without Arms																				
Upholstered Seat & Back	1.5	2.5	3.0	4.0	5.0	5.5	6.5	7.5	8.0	9.0	9.5	10.5	11.0	12.0	13.0	14.0	15.0	16.0	17.0	18.0
Upholstered Seat Only	1.0	1.5	1.5	2.5	3.0	3.0	3.5	4.5	4.5	5.0	5.0	6.0	6.5	7.0	7.0	8.0	8.0	9.5	9.5	9.5

Patterned COM Additional Yardage Guide

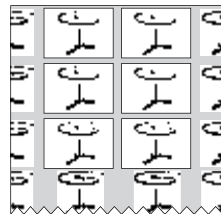
Use the guide below to aid in ordering the appropriate COM fabric when needing to match a pattern with a repeat. To use this guide, add the vertical and horizontal repeats together (e.g. a 5" vertical repeat plus an 11" horizontal repeat gives a 16" total). Then find the appropriate entry on the chart, and increase the yardage estimate by the percentage indicated.

For example: The yardage estimate is 8 yards of 54" wide fabric and the pattern has a repeat of 11" horizontal and 5" vertical. Add up the repeats (11" + 5" = 16") and find the appropriate entry - 15% in this example. Fifteen percent more fabric is required to match the pattern. 8 yards plus an extra 15% is 9.2 yards.

Fabric Width	Plain Fabric	3" - 14" Repeat	15" - 19" Repeat	20" - 27" Repeat	28" - 36" Repeat	37" - 45" Repeat	46" - 54" Repeat
54"	0%	10%	15%	20%	25%	30%	35%
50" - 52"	10%	20%	25%	30%	35%	40%	45%

Decorative Patterns

Yardage requirements are greatly affected by the size of the repeat and the print or pattern of the material. Versteel cuts all seating patterns with aesthetic concerns in mind for high quality and consistency. Refer to the COM listing for the yardage required for pattern repeat.



To Order, Specify...

- 1 Model Number
- 2 Shell Color
- 2 Frame Color
- 3 Wood Finish
- 4 Upholstery Selection
- 5 Frame Options

model number	finish selections				frame options
SMLGA-08 <small>model number</small>	YNBL <small>shell color</small>	PALY <small>frame color</small>	_____ <small>upholstery selection</small>	_____ <small>chair frame options</small>	

A **SMLGA-08** is a SIMON series, arm guest chair with glides, poly seat, back and armcaps.

The codes **YNBL** / **PALY** specify a Near Black poly seat, back, armcaps and glides, and an accent Near Black leg cover with an Alloy frame..

Model Number SMLGA-08



Orders may be sent via

Mailing Address

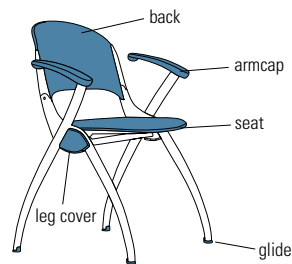
Versteel
2332 Cathy Lane
Jasper, IN 47546

Contact Versteel

Email	contact@versteel.com
Phone	800 876 2120
	812 634 2120

SIMON Poly Shell, Armcaps, Leg Cover and Glide

The SIMON chair seat, back, armcaps and leg covers are molded with resilient, flexible, polypropylene resins with a satin textured surface. Unless otherwise specified, all SIMON poly parts (including glides) are issued to match the seat and/or back poly color.

**SIMON Poly Shell Colors**

Alloy (Galaxy Pattern)YALY	QuarryYQUA
ChocolateYCHO	SageYSAG
CloudYCLO	SlateYSLA
FrostYFRO	Soft YellowYSOY
IndigoYIND	TapiocaYTAP
Near BlackYNBL	Poly Shell AlternativeOPS
OysterYOYS	

Wood Finish

Versteel uses a post-catalyst varnish NDF topcoat that meets AWI (Architectural Woodwork Institute) TR6 performance standards.

SIMON Wood Finishes

All SIMON wood finishes on Maple.

BeachWBEA	Golden CherryWGNC
Blossom CherryWBLC	Java CherryWJAC
Brighton WalnutWBRW	Millwork CherryWMWC
Caramel MapleWCMM	PebbleWPBE
ChestnutWCHE	SeasideWSEA
Cordovan CherryWCNC	Solar MapleWSLM
DriftWDRI	Sugar MapleWSUM
Espresso WalnutWESW	Terra CottaWTEC
FawnWFAW	WhisperWWHI
FogWFOG	Stain Finish MatchOSM
ForestWFOR	

Studio Steel®

Versteel's "urban fabrication" process leaves the telltale signs of welding and assembly on the surface, highlighting a manufacturing aesthetic. Choosing a clear or transparent powder coat is recommended, allowing tonal striations (created as a result of extreme heat), natural textures, and the inherent qualities of raw steel to show through.

Studio Steel Process \$165 per chair

Powder Coat Finishes

All powder coat finishes in the Versteel offering have been formulated with the use of epoxy, polyester or epoxy and polyester blends to maximize the finish durability.

Powder Coat - Standard n/c

SIMON Powder Coat Colors

AlloyPALY	MintPMNT
AmethystPAME	NavyPNAV
AnthracitePANT	NimbusPNIM
Black AnodizedPBLA	NutmegPNUT
BronzePBRO	PacificPPAC
CalypsoPCAL	PearlPPEA
CarbonPCAR	PebblePPEB
ChampagnePCHA	PlatinumPPLA
CoconutPCOC	PoppyPPOP
◆ CopperPCOP	◆ RavenPRAV
CrimsonPCRI	RoyalPROY
◆ CrystalPCRY	SeasidePSEA
DaffodilPDAF	ShipyardPSHI
EbonyPEBO	SilverPSIL
ForestPFOR	SnowPSNO
FossilPFOS	StonePSTO
◆ GarnetPGAR	StormPSTM
◆ GoldPGOL	Terra CottaPTEC
GraphitePGRA	WhisperPWHI
◆ HopePHOP	White LinenPWHL
Kelly GreenPKEG	Powder Coat AlternativeOPA
◆ MattePMAT	
MicaPMIC	

Transparent Powder Coats (indicated by ◆)

Please note that the transparent characteristics of these powders allow all natural welds and textures inherent to raw steel to be visible.

Premium Powder Coats (indicated by ●)

Versteel's premium process uses specially formulated powder coats for a truly unique color palette.

Chrome

Versteel applies a deep luster chrome plated finish. Chrome is the most durable finish available.

Chrome ECHR

For Chrome, an upcharge applies (see product pricing pages for upcharge).

Finish Reference & Samples

For finish color reference, please refer to our website. Contact Versteel Customer Service to receive actual color samples for color matches and final color approval.

Powder Coat Alternative**Call for quotation**

Specify code **OPA** (Powder Coat Alternative), add cost from Versteel quotation

Powder Coat Alternative is available from Versteel. The entire RAL color reference along with hundreds of other color and finishes are available.

For Powder Coat Alternative matching, you must supply a color reference sample, or an RAL number. Versteel will review the sample for possible existing colors available and send a sample for customer approval. If no color match exists a custom match can be developed. Call Versteel Customer Service for associated upcharges on custom color development.

NOTE CUSTOM COLOR MATCHING APPROVALS MAY AFFECT STANDARD PRODUCTION SCHEDULES

Poly Shell Alternative**Call for quotation**

Specify code **OPS** (Poly Shell Alternative), add cost from Versteel quotation

For Poly Shell Alternative, you must supply a color reference sample. Versteel will review the sample for possible existing colors available and send a sample for customer approval. If no color match exists, a custom match can be developed. Minimum order quantities exist for alternative colors. Call Versteel Customer Service for minimums and associated upcharges on Poly Shell Alternatives.

NOTE CUSTOM COLOR MATCHING APPROVALS MAY AFFECT STANDARD PRODUCTION SCHEDULES

Stain Finish Match**\$996 / one time charge per finish, per order**

Specify code **OSM** (Stain Finish Match), add \$996.00 list per finish, per order

Alternative Stain Finishes are available. For Stain Finish Matching you must supply two 4" x 4" finish color and grain reference samples. An expertly finish matched sample will be provided for customer approval.

NOTE CUSTOM COLOR MATCHING APPROVALS MAY AFFECT STANDARD PRODUCTION SCHEDULES

Chair Link - SIMON**\$52 / chair**

Specify code **ACLISM** (Chair Link - SIMON),
add \$52 list per chair



Link can be field installed without the use of tools.

Book Basket - SIMON**\$206 / basket**

Specify code **BSM** (Book Basket - SIMON) add \$206 list per chair

The SIMON book basket is made of formed resistance welded wire. Finish is Chrome unless otherwise specified. Inside dimensions are 19 $\frac{3}{8}$ "w x 11 $\frac{1}{16}$ "d x 4 $\frac{1}{8}$ "h.

**Oversized Book Basket - SIMON****\$231 / basket**

Specify code **BOSM** (Oversized Book Basket - SIMON) add \$231 list per chair

The oversized SIMON book basket is made of formed resistance welded wire. Finish is Chrome unless otherwise specified. Inside dimensions are 20"w x 17 $\frac{15}{16}$ "d x 4 $\frac{1}{8}$ "h.

**Chair Trolley - SIMON****\$894 / each**

Specify code **ACTSI** (Chair Trolley - SIMON),
add \$894 list each



SIMON upholstered or poly chairs stack 5 high. Trolley with push handle and stack of 5 chairs measures approximately 24"w x 36"d a 57"h.

STACKING INFORMATION - SIMON ALL SIMON CHAIRS WITH GLIDES (EXCEPT TABLET ARM) STACK 5 HIGH ON THE FLOOR AND 5 HIGH WHILE ON THE SIMON CHAIR TROLLEY. TROLLEY IS INTENDED FOR USE WITH SIMON GLIDE BASE CHAIRS. SIMON CHAIRS WITH CASTERS DO NOT STACK.

SIMON (Seating in Motion)






Guest Chair with Glides
Armless

**VERSTEEL****Questions?**

800 876 2120

Quickship Program Product

material / fabric grade >

	Description	Model#	Product Wt	Dimensions	material / fabric grade >	Poly	2/COM	3	4	5	6
	4-Leg Base Seat: Poly Back: Poly	SMLG-07	20	Overall Height: 31¾" Overall Width: 22" Overall Depth: 21"	Seat Height: 17¾" Seat Width: 18¼" Seat Depth: 18"	944					
	4-Leg Base Seat: Upholstered Pad Back: Poly	SMLG-04	20	Overall Height: 31¾" Overall Width: 22¼" Overall Depth: 21"	Seat Height: 17½" Seat Width: 18½" Seat Depth: 18"		1118	1196	1277	1358	1439
	4-Leg Base Seat: Upholstered Back: Upholstered	SMLG-01	20	Overall Height: 31¾" Overall Width: 22¼" Overall Depth: 21"	Seat Height: 17½" Seat Width: 18½" Seat Depth: 18"		1354	1434	1519	1597	1682
	4-Leg Base Seat: Poly Back: Wood	SMLG-09	20	Overall Height: 31¾" Overall Width: 22¼" Overall Depth: 21"	Seat Height: 17½" Seat Width: 18½" Seat Depth: 18"	1117					
	4-Leg Base Seat: Upholstered Back: Wood	SMLG-10	20	Overall Height: 31¾" Overall Width: 22¼" Overall Depth: 21"	Seat Height: 17½" Seat Width: 18½" Seat Depth: 18"		1284	1365	1447	1528	1608

Stacking

Refer to page 420.

COM Yardage

Refer to page 423.

To Order, Specify...

- ① Model Number
- ② Shell Color
- ③ Frame Color
- ④ Wood Finish
- ⑤ Upholstery Selection
- ⑥ Frame Options



	Description	Model#	Product Wt	Dimensions	material / fabric grade >	Poly	2/COM	3	4	5	6
	4-Leg Base Seat: Poly Back: Poly	SMLC-07	0S 20	Overall Height: 31¾" Overall Width: 27" Overall Depth: 21"	Seat Height: 17¾" Seat Width: 18¾" Seat Depth: 18"	948					
	4-Leg Base Seat: Upholstered Pad Back: Poly	SMLC-04	0S 20	Overall Height: 31¾" Overall Width: 27" Overall Depth: 21"	Seat Height: 17¾" Seat Width: 18¾" Seat Depth: 18"		1121	1202	1280	1360	1443
	4-Leg Base Seat: Upholstered Back: Upholstered	SMLC-01	0S 20	Overall Height: 31¾" Overall Width: 27" Overall Depth: 21"	Seat Height: 17¾" Seat Width: 18¾" Seat Depth: 18"		1359	1440	1521	1602	1684
	4-Leg Base Seat: Poly Back: Wood	SMLC-09	0S 20	Overall Height: 31¾" Overall Width: 27" Overall Depth: 21"	Seat Height: 17¾" Seat Width: 18¾" Seat Depth: 18"	1099					
	4-Leg Base Seat: Upholstered Back: Wood	SMLC-10	0S 20	Overall Height: 31¾" Overall Width: 27" Overall Depth: 21"	Seat Height: 17¾" Seat Width: 18¾" Seat Depth: 18"		1288	1371	1451	1531	1610

COM Yardage
Refer to page 423.

Finish Options	Price
Chrome	\$ 719
Powder Coat - Standard	n/c
Powder Coat - Premium	\$ 165

Frame Options	Code	Price
Casters - Dual Wheel Black Nylon		
Hard Wheel (set of 4) (caster chairs only).....	CAS58	n/c
Leg Cover (specify poly color).....	BLC_	n/c

Accessories	Code	Price
Chair Trolley -SIMON	ACTSI	\$ 894 (for chair with glides only)






Custom Charges		
Powder Coat Alternative (per color)	OPA	call
Poly Shell Alternative (per color)	OPS	call
Stain Finish Match (per finish).....	OSM	\$ 996

SIMON (Seating in Motion)Guest Chair with Glides
Arms**VERSTEEL****Questions?**

800 876 2120

Quickship Program Product

material / fabric grade >

		Product		Dimensions		Poly	2/COM	3	4	5	6
Description	Model#	Wt									
 4-Leg Base Seat: Poly Back: Poly Armcaps: Poly	SMLGA-08	QS	23	Overall Height: 31¾" Overall Width: 27" Overall Depth: 21" Arm Height: 26½"	Seat Height: 17¾" Seat Width: 18¾" Seat Depth: 18" Between Arms: 22"	1039					
 4-Leg Base Seat: Upholstered Back: Poly Armcaps: Poly	SMLGA-06	QS	23	Overall Height: 31¾" Overall Width: 27" Overall Depth: 21" Arm Height: 26½"	Seat Height: 17¾" Seat Width: 18¾" Seat Depth: 18" Between Arms: 22"		1208	1293	1372	1452	1532
 4-Leg Base Seat: Upholstered Back: Upholstered Armcaps: Poly	SMLGA-03	QS	23	Overall Height: 31¾" Overall Width: 27" Overall Depth: 21" Arm Height: 26½"	Seat Height: 17¾" Seat Width: 18¾" Seat Depth: 18" Between Arms: 22"		1451	1531	1610	1692	1774
 4-Leg Base Seat: Poly Back: Wood Armcaps: Poly	SMLGA-13	QS	23	Overall Height: 31¾" Overall Width: 27" Overall Depth: 21" Arm Height: 26½"	Seat Height: 17¾" Seat Width: 18¾" Seat Depth: 18" Between Arms: 22"	1206					
 4-Leg Base Seat: Upholstered Back: Wood Armcaps: Poly	SMLGA-18	QS	23	Overall Height: 31¾" Overall Width: 27" Overall Depth: 21" Arm Height: 26½"	Seat Height: 17¾" Seat Width: 18¾" Seat Depth: 18" Between Arms: 22"		1378	1459	1539	1620	1699

Stacking

Refer to page 420.

COM Yardage

Refer to page 423.

To Order, Specify...

- ① Model Number
- ② Shell Color
- ③ Frame Color
- ④ Wood Finish
- ⑤ Upholstery Selection
- ⑥ Frame Options



Quickship Program Product

						material / fabric grade >					
	Description	Model#	Product Wt	Dimensions		Poly	2/COM	3	4	5	6
	4-Leg Base Seat: Poly Back: Poly Armcaps: Poly	SMLCA-08	23	Overall Height: 31¾"	Seat Height: 17¾"	1042					
				Overall Width: 27"	Seat Width: 18¾"						
				Overall Depth: 21"	Seat Depth: 18"						
				Arm Height: 26½"	Between Arms: 22"						
	4-Leg Base Seat: Upholstered Back: Poly Armcaps: Poly	SMLCA-06	23	Overall Height: 31¾"	Seat Height: 17¾"		1213	1296	1374	1455	1536
				Overall Width: 27"	Seat Width: 18¾"						
				Overall Depth: 21"	Seat Depth: 18"						
				Arm Height: 26½"	Between Arms: 22"						
	4-Leg Base Seat: Upholstered Back: Upholstered Armcaps: Poly	SMLCA-03	23	Overall Height: 31¾"	Seat Height: 17¾"		1454	1534	1614	1695	1776
				Overall Width: 27"	Seat Width: 18¾"						
				Overall Depth: 21"	Seat Depth: 18"						
				Arm Height: 26½"	Between Arms: 22"						
	4-Leg Base Seat: Poly Back: Wood Armcaps: Poly	SMLCA-13	23	Overall Height: 31¾"	Seat Height: 17¾"	1210					
				Overall Width: 27"	Seat Width: 18¾"						
				Overall Depth: 21"	Seat Depth: 18"						
				Arm Height: 26½"	Between Arms: 22"						
	4-Leg Base Seat: Upholstered Back: Wood Armcaps: Poly	SMLCA-18	23	Overall Height: 31¾"	Seat Height: 17¾"		1381	1461	1542	1624	1703
				Overall Width: 27"	Seat Width: 18¾"						
				Overall Depth: 21"	Seat Depth: 18"						
				Arm Height: 26½"	Between Arms: 22"						

COM Yardage
 Refer to page 423.
Finish Options

	Price
Chrome	\$ 719
Powder Coat - Standard	n/c
Powder Coat - Premium	\$ 165

Frame Options

	Code	Price
Casters - Dual Wheel Black Nylon		
Hard Wheel (set of 4)		
(caster chairs only).....	CAS58	n/c
Leg Cover		
(specify poly color).....	BLC_	n/c

Accessories

	Code	Price
Chair Trolley -SIMON	ACTSI	\$ 894
(for chair with glides only)		

Custom Charges

Powder Coat Alternative (per color)	OPA	call
Poly Shell Alternative (per color)	OPS	call
Stain Finish Match (per finish).....	OSM	\$ 996






SIMON (Seating in Motion)

Guest Chair with Glides
Retractable Tablet Arm Right

**VERSTEEL****Questions?**

800 876 2120

material / fabric grade >

Description		Model#	Product Wt	Dimensions		Poly	2/COM	3	4	5	6
	4-Leg Base Tablet Right Seat: Poly Back: Poly	SMLG-07TBR	27	Overall Height: 31¾" Overall Width: 25" Overall Depth: 28¾" Arm Height: 27"	Seat Height: 17¾" Seat Width: 18¾" Seat Depth: 18"	1244					
	4-Leg Base Tablet Right Seat: Upholstered Back: Poly	SMLG-04TBR	27	Overall Height: 31¾" Overall Width: 25" Overall Depth: 28¾" Arm Height: 27"	Seat Height: 17¾" Seat Width: 18¾" Seat Depth: 18"		1417	1494	1577	1658	1739
	4-Leg Base Tablet Right Seat: Upholstered Back: Upholstered	SMLG-01TBR	27	Overall Height: 31¾" Overall Width: 25" Overall Depth: 28¾" Arm Height: 27"	Seat Height: 17¾" Seat Width: 18¾" Seat Depth: 18"		1657	1736	1814	1896	1978
	4-Leg Base Tablet Right Seat: Poly Back: Wood	SMLG-09TBR	27	Overall Height: 31¾" Overall Width: 25" Overall Depth: 28¾" Arm Height: 27"	Seat Height: 17¾" Seat Width: 18¾" Seat Depth: 18"	1413					
	4-Leg Base Tablet Right Seat: Upholstered Back: Wood	SMLG-10TBR	27	Overall Height: 31¾" Overall Width: 25" Overall Depth: 28¾" Arm Height: 27"	Seat Height: 17¾" Seat Width: 18¾" Seat Depth: 18"		1583	1662	1744	1826	1906

Tablet Dimensions

15" x 15¾"

Tablet is available in black only.

Tablet Material

¾" Black Thermofoil with a Black Thermofoil edge.






COM Yardage

Refer to page 423.

To Order, Specify...

- ① Model Number
- ② Shell Color
- ③ Frame Color
- ④ Wood Finish
- ⑤ Upholstery Selection
- ⑥ Frame Options



						material / fabric grade >					
	Description	Model#	Product Wt	Dimensions		Poly	2/COM	3	4	5	6
	4-Leg Base Tablet Right Seat: Poly Back: Poly	SMLC-07TBR	27	Overall Height: 31¾"	Seat Height: 17¾"	1250					
	Overall Width: 25"			Overall Depth: 28¾"	Seat Width: 18¾"						
	Arm Height: 27"				Seat Depth: 18"						
	4-Leg Base Tablet Right Seat: Upholstered Back: Poly	SMLC-04TBR	27	Overall Height: 31¾"	Seat Height: 17¾"		1419	1500	1580	1660	1741
	Overall Width: 25"			Overall Depth: 28¾"	Seat Width: 18¾"						
	Arm Height: 27"				Seat Depth: 18"						
	4-Leg Base Tablet Right Seat: Upholstered Back: Upholstered	SMLC-01TBR	27	Overall Height: 31¾"	Seat Height: 17¾"		1659	1740	1818	1901	1981
	Overall Width: 25"			Overall Depth: 28¾"	Seat Width: 18¾"						
	Arm Height: 27"				Seat Depth: 18"						
	4-Leg Base Tablet Right Seat: Poly Back: Wood	SMLC-09TBR	27	Overall Height: 31¾"	Seat Height: 17¾"	1418					
	Overall Width: 25"			Overall Depth: 28¾"	Seat Width: 18¾"						
	Arm Height: 27"				Seat Depth: 18"						
	4-Leg Base Tablet Right Seat: Upholstered Back: Wood	SMLC-10TBR	27	Overall Height: 31¾"	Seat Height: 17¾"		1586	1664	1748	1830	1911
	Overall Width: 25"			Overall Depth: 28¾"	Seat Width: 18¾"						
	Arm Height: 27"				Seat Depth: 18"						
Tablet Dimensions 15" dx 15¼" Tablet is available in black only. Tablet Material ¾" Black Thermofoil with a Black Thermofoil edge. COM Yardage Refer to page 423.											

Finish Options	Price
Chrome	\$ 719
Powder Coat - Standard	n/c
Powder Coat - Premium	\$ 165

Frame Options	Code	Price
Casters - Dual Wheel Black Nylon		
Hard Wheel (set of 4)		
(caster chairs only).....	CAS58	n/c
Leg Cover		
(specify poly color).....	BLC_	n/c
Book Basket	BSM	\$ 206
Oversized Book Basket	BOSM	\$ 231

Accessories	Code	Price
Chair Trolley -SIMON	ACTSI	\$ 894
(for chair with glides only)		

Custom Charges		
Powder Coat Alternative (per color)	OPA	call
Poly Shell Alternative (per color)	OPS	call
Stain Finish Match (per finish).....	OSM	\$ 996






SIMON (Seating in Motion)

Guest Chair with Glides
Retractable Tablet Arm Left

**VERSTEEL****Questions?**

800 876 2120

material / fabric grade >

Description		Model#	Product Wt	Dimensions		Poly	2/COM	3	4	5	6
	4-Leg Base Tablet Left Seat: Poly Back: Poly	SMLG-07TBL	27	Overall Height: 31¾" Overall Width: 25" Overall Depth: 28¾" Arm Height: 27"	Seat Height: 17¾" Seat Width: 18¾" Seat Depth: 18"	1244					
	4-Leg Base Tablet Left Seat: Upholstered Back: Poly	SMLG-04TBL	27	Overall Height: 31¾" Overall Width: 25" Overall Depth: 28¾" Arm Height: 27"	Seat Height: 17¾" Seat Width: 18¾" Seat Depth: 18"		1417	1494	1577	1658	1739
	4-Leg Base Tablet Left Seat: Upholstered Back: Upholstered	SMLG-01TBL	27	Overall Height: 31¾" Overall Width: 25" Overall Depth: 28¾" Arm Height: 27"	Seat Height: 17¾" Seat Width: 18¾" Seat Depth: 18"		1657	1736	1814	1896	1978
	4-Leg Base Tablet Left Seat: Poly Back: Wood	SMLG-09TBL	27	Overall Height: 31¾" Overall Width: 25" Overall Depth: 28¾" Arm Height: 27"	Seat Height: 17¾" Seat Width: 18¾" Seat Depth: 18"	1413					
	4-Leg Base Tablet Left Seat: Upholstered Back: Wood	SMLG-10TBL	27	Overall Height: 31¾" Overall Width: 25" Overall Depth: 28¾" Arm Height: 27"	Seat Height: 17¾" Seat Width: 18¾" Seat Depth: 18"		1583	1662	1744	1826	1906

Tablet Dimensions

15" x 15¼"

Tablet is available in black only.

Tablet Material

¾" Black Thermofoil with a Black Thermofoil edge.






COM Yardage

Refer to page 423.

To Order, Specify...

- ① Model Number
- ② Shell Color
- ③ Frame Color
- ④ Wood Finish
- ⑤ Upholstery Selection
- ⑥ Frame Options



	Description	Model#	Product Wt	Dimensions	material / fabric grade >	Poly	2/COM	3	4	5	6
	4-Leg Base Tablet Left Seat: Poly Back: Poly	SMLC-07TBL	27	Overall Height: 31¾" Overall Width: 25" Overall Depth: 28¾" Arm Height: 27"	Seat Height: 17¾" Seat Width: 18¾" Seat Depth: 18"	1250					
	4-Leg Base Tablet Left Seat: Upholstered Back: Poly	SMLC-04TBL	27	Overall Height: 31¾" Overall Width: 25" Overall Depth: 28¾" Arm Height: 27"	Seat Height: 17¾" Seat Width: 18¾" Seat Depth: 18"		1419	1500	1580	1660	1741
	4-Leg Base Tablet Left Seat: Upholstered Back: Upholstered	SMLC-01TBL	27	Overall Height: 31¾" Overall Width: 25" Overall Depth: 28¾" Arm Height: 27"	Seat Height: 17¾" Seat Width: 18¾" Seat Depth: 18"		1659	1740	1818	1901	1981
	4-Leg Base Tablet Left Seat: Poly Back: Wood	SMLC-09TBL	27	Overall Height: 31¾" Overall Width: 25" Overall Depth: 28¾" Arm Height: 27"	Seat Height: 17¾" Seat Width: 18¾" Seat Depth: 18"	1391					
	4-Leg Base Tablet Left Seat: Upholstered Back: Wood	SMLC-10TBL	27	Overall Height: 31¾" Overall Width: 25" Overall Depth: 28¾" Arm Height: 27"	Seat Height: 17¾" Seat Width: 18¾" Seat Depth: 18"		1586	1664	1748	1830	1911

Tablet Dimensions

15" x 15"

Tablet is available in black only.

Tablet Material

¾" Black Thermofoil with a Black Thermofoil edge.

COM Yardage

Refer to page 423.

Finish Options

	Price
Chrome	\$ 719
Powder Coat - Standard	n/c
Powder Coat - Premium	\$ 165

Frame Options

	Code	Price
Casters - Dual Wheel Black Nylon		
Hard Wheel (set of 4)		
(caster chairs only).....	CAS58	n/c
Leg Cover		
(specify poly color).....	BLC_	n/c
Book Basket	BSM	\$ 206
Oversized Book Basket	BOSM	\$ 231

Accessories

	Code	Price
Chair Trolley -SIMON	ACTSI	\$ 894
(for chair with glides only)		

Custom Charges

Powder Coat Alternative (per color)	OPA	call
Poly Shell Alternative (per color)	OPS	call
Stain Finish Match (per finish).....	OSM	\$ 996






SIMON (Seating in Motion)

Guest Chair with Glides
Oversize Tablet Arm Right

**VERSTEEL****Questions?**

800 876 2120

material / fabric grade >

Description		Model#	Product Wt	Dimensions		Poly	2/COM	3	4	5	6
	4-Leg Base Tablet Right Seat: Poly Back: Poly	SMLG-07OTBR	27	Overall Height: 31¾" Overall Width: 23½" Overall Depth: 28¾" Arm Height: 27¾"	Seat Height: 17¾" Seat Width: 18¾" Seat Depth: 18"	1295					
	4-Leg Base Tablet Right Seat: Upholstered Back: Poly	SMLG-04OTBR	27	Overall Height: 31¾" Overall Width: 23½" Overall Depth: 28¾" Arm Height: 27¾"	Seat Height: 17¾" Seat Width: 18¾" Seat Depth: 18"		1460	1540	1621	1699	1781
	4-Leg Base Tablet Right Seat: Upholstered Back: Upholstered	SMLG-01OTBR	27	Overall Height: 31¾" Overall Width: 23½" Overall Depth: 28¾" Arm Height: 27¾"	Seat Height: 17¾" Seat Width: 18¾" Seat Depth: 18"		1698	1779	1862	1943	2023
	4-Leg Base Tablet Right Seat: Poly Back: Wood	SMLG-09OTBR	27	Overall Height: 31¾" Overall Width: 23½" Overall Depth: 28¾" Arm Height: 27¾"	Seat Height: 17¾" Seat Width: 18¾" Seat Depth: 18"	1459					
	4-Leg Base Tablet Right Seat: Upholstered Back: Wood	SMLG-10OTBR	27	Overall Height: 31¾" Overall Width: 23½" Overall Depth: 28¾" Arm Height: 27¾"	Seat Height: 17¾" Seat Width: 18¾" Seat Depth: 18"		1630	1707	1791	1871	1952

Tablet Dimensions

12" x 22"

Tablet is available in black only.

Tablet Material

¾" Black Europly with an Ebony PVC edge.






COM Yardage

Refer to page 423.

To Order, Specify...

- ① Model Number
- ② Shell Color
- ③ Frame Color
- ④ Wood Finish
- ⑤ Upholstery Selection
- ⑥ Frame Options



						material / fabric grade >					
Description		Model#	Product Wt	Dimensions		Poly	2/COM	3	4	5	6
	4-Leg Base Tablet Right Seat: Poly Back: Poly	SMLC-07OTBR	27	Overall Height: 31¾" Overall Width: 23½" Overall Depth: 28¾" Arm Height: 27¾"	Seat Height: 17¾" Seat Width: 18¼" Seat Depth: 18"	1297					
	4-Leg Base Tablet Right Seat: Upholstered Back: Poly	SMLC-04OTBR	27	Overall Height: 31¾" Overall Width: 23½" Overall Depth: 28¾" Arm Height: 27¾"	Seat Height: 17¾" Seat Width: 18¼" Seat Depth: 18"		1463	1542	1625	1703	1784
	4-Leg Base Tablet Right Seat: Upholstered Back: Upholstered	SMLC-01OTBR	27	Overall Height: 31¾" Overall Width: 23½" Overall Depth: 28¾" Arm Height: 27¾"	Seat Height: 17¾" Seat Width: 18¼" Seat Depth: 18"		1700	1783	1864	1947	2026
	4-Leg Base Tablet Right Seat: Poly Back: Wood	SMLC-09OTBR	27	Overall Height: 31¾" Overall Width: 23½" Overall Depth: 28¾" Arm Height: 27¾"	Seat Height: 17¾" Seat Width: 18¼" Seat Depth: 18"	1461					
	4-Leg Base Tablet Right Seat: Upholstered Back: Wood	SMLC-10OTBR	27	Overall Height: 31¾" Overall Width: 23½" Overall Depth: 28¾" Arm Height: 27¾"	Seat Height: 17¾" Seat Width: 18¼" Seat Depth: 18"		1632	1711	1796	1874	1955
Tablet Dimensions 12" x 22" Tablet is available in black only. Tablet Material ¾" Black Europly with an Ebony PVC edge.											
COM Yardage Refer to page 423.											

Finish Options

Finish Options	Price
Chrome	\$ 719
Powder Coat - Standard	n/c
Powder Coat - Premium.....	\$ 165

Frame Options

Frame Options	Code	Price
Casters - Dual Wheel Black Nylon		
Hard Wheel (set of 4)		
(caster chairs only).....	CAS58	n/c
Leg Cover		
(specify poly color).....	BLC_	n/c
Book Basket	BSM	\$ 206
Oversized Book Basket	BOSM	\$ 231

Accessories

Accessories	Code	Price
Chair Trolley -SIMON	ACTSI	\$ 894
(for chair with glides only)		

Custom Charges

Custom Charges		
Powder Coat Alternative (per color)	OPA	call
Poly Shell Alternative (per color)	OPS	call
Stain Finish Match (per finish).....	OSM	\$ 996






SIMON (Seating in Motion)

Guest Chair with Glides
Oversize Tablet Arm Left

**VERSTEEL****Questions?**

800 876 2120

material / fabric grade >

	Description	Model#	Product Wt	Dimensions	material / fabric grade >	Poly	2/COM	3	4	5	6
	4-Leg Base Tablet Left Seat: Poly Back: Poly	SMLG-07OTBL	27	Overall Height: 31¾" Overall Width: 23½" Overall Depth: 28¾" Arm Height: 27¾"	Seat Height: 17¾" Seat Width: 18¾" Seat Depth: 18"	1295					
	4-Leg Base Tablet Left Seat: Upholstered Back: Poly	SMLG-04OTBL	27	Overall Height: 31¾" Overall Width: 23½" Overall Depth: 28¾" Arm Height: 27¾"	Seat Height: 17¾" Seat Width: 18¾" Seat Depth: 18"		1460	1540	1621	1699	1781
	4-Leg Base Tablet Left Seat: Upholstered Back: Upholstered	SMLG-01OTBL	27	Overall Height: 31¾" Overall Width: 23½" Overall Depth: 28¾" Arm Height: 27¾"	Seat Height: 17¾" Seat Width: 18¾" Seat Depth: 18"		1698	1779	1862	1943	2023
	4-Leg Base Tablet Left Seat: Poly Back: Wood	SMLG-09OTBL	27	Overall Height: 31¾" Overall Width: 23½" Overall Depth: 28¾" Arm Height: 27¾"	Seat Height: 17¾" Seat Width: 18¾" Seat Depth: 18"	1459					
	4-Leg Base Tablet Left Seat: Upholstered Back: Wood	SMLG-10OTBL	27	Overall Height: 31¾" Overall Width: 23½" Overall Depth: 28¾" Arm Height: 27¾"	Seat Height: 17¾" Seat Width: 18¾" Seat Depth: 18"		1630	1707	1791	1871	1952

Tablet Dimensions

12" x 22"

Tablet is available in
black only.

Tablet Material

¾" Black Europly with an
Ebony PVC edge.






COM Yardage

Refer to page 423.

To Order, Specify...

- ① Model Number
- ② Shell Color
- ③ Frame Color
- ④ Wood Finish
- ⑤ Upholstery Selection
- ⑥ Frame Options



						material / fabric grade >					
	Description	Model#	Product Wt	Dimensions		Poly	2/COM	3	4	5	6
	4-Leg Base Tablet Left Seat: Poly Back: Poly	SMLC-07OTBL	27	Overall Height: 31¾"	Seat Height: 17¾"	1297					
				Overall Width: 23½"	Seat Width: 18¾"						
				Overall Depth: 28¾"	Seat Depth: 18"						
				Arm Height: 27¾"							
	4-Leg Base Tablet Left Seat: Upholstered Back: Poly	SMLC-04OTBL	27	Overall Height: 31¾"	Seat Height: 17¾"		1463	1542	1625	1703	1784
				Overall Width: 23½"	Seat Width: 18¾"						
				Overall Depth: 28¾"	Seat Depth: 18"						
				Arm Height: 27¾"							
	4-Leg Base Tablet Left Seat: Upholstered Back: Upholstered	SMLC-01OTBL	27	Overall Height: 31¾"	Seat Height: 17¾"		1700	1783	1864	1947	2026
				Overall Width: 23½"	Seat Width: 18¾"						
				Overall Depth: 28¾"	Seat Depth: 18"						
				Arm Height: 27¾"							
	4-Leg Base Tablet Left Seat: Poly Back: Wood	SMLC-09OTBL	27	Overall Height: 31¾"	Seat Height: 17¾"	1461					
				Overall Width: 23½"	Seat Width: 18¾"						
				Overall Depth: 28¾"	Seat Depth: 18"						
				Arm Height: 27¾"							
	4-Leg Base Tablet Left Seat: Upholstered Back: Wood	SMLC-10OTBL	27	Overall Height: 31¾"	Seat Height: 17¾"		1632	1711	1796	1874	1955
				Overall Width: 23½"	Seat Width: 18¾"						
				Overall Depth: 28¾"	Seat Depth: 18"						
				Arm Height: 27¾"							

Tablet Dimensions

12" x 22"

Tablet is available in black only.

Tablet Material

¾" Black Euraply with an Ebony PVC edge.

COM Yardage

Refer to page 423.

Finish Options

	Price
Chrome	\$ 719
Powder Coat - Standard	n/c
Powder Coat - Premium	\$ 165

Frame Options

	Code	Price
Casters - Dual Wheel Black Nylon		
Hard Wheel (set of 4)		
(caster chairs only).....	CAS58	n/c
Leg Cover		
(specify poly color).....	BLC_	n/c
Book Basket	BSM	\$ 206
Oversized Book Basket	BOSM	\$ 231

Accessories

	Code	Price
Chair Trolley -SIMON	ACTSI	\$ 894
(for chair with glides only)		

Custom Charges

Powder Coat Alternative (per color)	OPA	call
Poly Shell Alternative (per color)	OPS	call
Stain Finish Match (per finish).....	OSM	\$ 996






SIMON (Seating in Motion)

Stool with Glides - 24"
Armless

**VERSTEEL****Questions?**

800 876 2120

material / fabric grade >

						Poly	2/COM	3	4	5	6
	Description	Model#	Product Wt	Dimensions							
	4-Leg Base 24" Seat Height Seat: Poly Back: Poly	SMLG-07S24	22	Overall Height: 37¾"	Seat Height: 23¾" Seat Width: 18¾" Seat Depth: 18" Seat to Footrest: 17"	1028					
	4-Leg Base 24" Seat Height Seat: Upholstered Back: Poly	SMLG-04S24	22	Overall Height: 37¾"	Seat Height: 23¾" Seat Width: 18¾" Seat Depth: 18" Seat to Footrest: 17"		1202	1280	1360	1443	1524
	4-Leg Base 24" Seat Height Seat: Upholstered Back: Upholstered	SMLG-01S24	22	Overall Height: 37¾"	Seat Height: 23¾" Seat Width: 18¾" Seat Depth: 18" Seat to Footrest: 17"		1440	1521	1602	1684	1760
	4-Leg Base 24" Seat Height Seat: Poly Back: Wood	SMLG-09S24	22	Overall Height: 37¾"	Seat Height: 23¾" Seat Width: 18¾" Seat Depth: 18" Seat to Footrest: 17"	1201					
	4-Leg Base 24" Seat Height Seat: Upholstered Back: Wood	SMLG-10S24	22	Overall Height: 37¾"	Seat Height: 23¾" Seat Width: 18¾" Seat Depth: 18" Seat to Footrest: 17"		1371	1451	1531	1610	1692






33" - 38" table heights
are recommended for
use with 24" stool

COM Yardage
Refer to page 423.

To Order, Specify...

- ① Model Number
- ② Shell Color
- ③ Frame Color
- ④ Wood Finish
- ⑤ Upholstery Selection
- ⑥ Frame Options



material / fabric grade >						Poly	2/COM	3	4	5	6
Description	Model#	Product Wt	Dimensions								
 4-Leg Base 24" Seat Height Seat: Poly Back: Poly Armcaps: Poly	SMLGA-08S24	25	Overall Height: 37¼"	Overall Width: 27"	Overall Depth: 23"	Seat Height: 23¾"	Seat Width: 18¾"	Seat Depth: 18"	Between Arms: 22"	Seat to Footrest: 17"	
 4-Leg Base 24" Seat Height Seat: Upholstered Back: Poly Armcaps: Poly	SMLGA-06S24	25	Overall Height: 37¼"	Overall Width: 27"	Overall Depth: 23"	Seat Height: 23¾"	Seat Width: 18¾"	Seat Depth: 18"	Between Arms: 22"	Seat to Footrest: 17"	
 4-Leg Base 24" Seat Height Seat: Upholstered Back: Upholstered Armcaps: Poly	SMLGA-03S24	25	Overall Height: 37¼"	Overall Width: 27"	Overall Depth: 23"	Seat Height: 23¾"	Seat Width: 18¾"	Seat Depth: 18"	Between Arms: 22"	Seat to Footrest: 17"	
 4-Leg Base 24" Seat Height Seat: Poly Back: Wood Armcaps: Poly	SMLGA-13S24	25	Overall Height: 37¼"	Overall Width: 27"	Overall Depth: 23"	Seat Height: 23¾"	Seat Width: 18¾"	Seat Depth: 18"	Between Arms: 22"	Seat to Footrest: 17"	
 4-Leg Base 24" Seat Height Seat: Upholstered Back: Wood Armcaps: Poly	SMLGA-18S24	25	Overall Height: 37¼"	Overall Width: 27"	Overall Depth: 23"	Seat Height: 23¾"	Seat Width: 18¾"	Seat Depth: 18"	Between Arms: 22"	Seat to Footrest: 17"	

33" - 38" table heights
are recommended for
use with 24" stool

COM Yardage
Refer to page 423.

Finish Options	Price
Chrome	\$ 719
Powder Coat - Standard	n/c
Powder Coat - Premium	\$ 165

Frame Options	Code	Price
Leg Cover		
(specify poly color).....	BLC_	n/c

Custom Charges	Code	Price
Powder Coat Alternative (per color)	OPA	call
Poly Shell Alternative (per color)	OPS	call
Stain Finish Match (per finish)	OSM	\$ 996






SIMON (Seating in Motion)

Stool with Glides - 29"
Armless

**VERSTEEL****Questions?**

800 876 2120

material / fabric grade >

	Description	Model#	Product Wt	Dimensions	Poly	2/COM	3	4	5	6
	4-Leg Base 29" Seat Height Seat: Poly Back: Poly	SMLG-07S29	23	Overall Height: 44½" Overall Width: 23" Overall Depth: 24"	Seat Height: 28½" Seat Width: 18½" Seat Depth: 18" Seat to Footrest: 17"	1028				
	4-Leg Base 29" Seat Height Seat: Upholstered Back: Poly	SMLG-04S29	23	Overall Height: 44½" Overall Width: 23" Overall Depth: 24"	Seat Height: 28½" Seat Width: 18½" Seat Depth: 18" Seat to Footrest: 17"		1202	1280	1360	1443 1524
	4-Leg Base 29" Seat Height Seat: Upholstered Back: Upholstered	SMLG-01S29	23	Overall Height: 44½" Overall Width: 23" Overall Depth: 24"	Seat Height: 28½" Seat Width: 18½" Seat Depth: 18" Seat to Footrest: 17"		1440	1521	1602	1684 1760
	4-Leg Base 29" Seat Height Seat: Poly Back: Wood	SMLG-09S29	23	Overall Height: 44½" Overall Width: 23" Overall Depth: 24"	Seat Height: 28½" Seat Width: 18½" Seat Depth: 18" Seat to Footrest: 17"	1201				
	4-Leg Base 29" Seat Height Seat: Upholstered Back: Wood	SMLG-10S29	23	Overall Height: 44½" Overall Width: 23" Overall Depth: 24"	Seat Height: 28½" Seat Width: 18½" Seat Depth: 18" Seat to Footrest: 17"		1371	1451	1531	1610 1692






38" - 42" table heights
are recommended for
use with 29" stool

COM Yardage
Refer to page 423.

To Order, Specify...

- ① Model Number
- ② Shell Color
- ③ Frame Color
- ④ Wood Finish
- ⑤ Upholstery Selection
- ⑥ Frame Options



						material / fabric grade >	Poly	2/COM	3	4	5	6
	Description	Model#	Product Wt	Dimensions								
	4-Leg Base 29" Seat Height Seat: Poly Back: Poly Armcaps: Poly	SMLGA-08S29	26	Overall Height: 32¾" Overall Width: 27" Overall Depth: 24" Arm Height: 38"	Seat Height: 28¾" Seat Width: 18¼" Seat Depth: 18" Between Arms: 22" Seat to Footrest: 17"	1125						
	4-Leg Base 29" Seat Height Seat: Upholstered Back: Poly Armcaps: Poly	SMLGA-06S29	26	Overall Height: 32¾" Overall Width: 27" Overall Depth: 24" Arm Height: 38"	Seat Height: 28¾" Seat Width: 18¼" Seat Depth: 18" Between Arms: 22" Seat to Footrest: 17"		1298	1378	1459	1539	1620	
	4-Leg Base 29" Seat Height Seat: Upholstered Back: Upholstered Armcaps: Poly	SMLGA-03S29	26	Overall Height: 32¾" Overall Width: 27" Overall Depth: 24" Arm Height: 38"	Seat Height: 28¾" Seat Width: 18¼" Seat Depth: 18" Between Arms: 22" Seat to Footrest: 17"		1537	1617	1698	1779	1860	
	4-Leg Base 29" Seat Height Seat: Poly Back: Wood Armcaps: Poly	SMLGA-13S29	26	Overall Height: 32¾" Overall Width: 27" Overall Depth: 24" Arm Height: 38"	Seat Height: 28¾" Seat Width: 18¼" Seat Depth: 18" Between Arms: 22" Seat to Footrest: 17"	1295						
	4-Leg Base 29" Seat Height Seat: Upholstered Back: Wood Armcaps: Poly	SMLGA-18S29	26	Overall Height: 32¾" Overall Width: 27" Overall Depth: 24" Arm Height: 38"	Seat Height: 28¾" Seat Width: 18¼" Seat Depth: 18" Between Arms: 22" Seat to Footrest: 17"		1461	1542	1624	1703	1784	
38" – 42" table heights are recommended for use with 29" stool												
COM Yardage Refer to page 423.												

38" - 42" table heights
are recommended for
use with **29" stool**

COM Yardage
Refer to page 423.

Finish Options	Price
Chrome	\$ 719
Powder Coat - Standard	n/c
Powder Coat - Premium.....	\$ 165

Frame Options	Code	Price
Leg Cover (specify poly color).....	BLC_	n/c

Custom Charges	Code	Price
Powder Coat Alternative (per color)	OPA	call
Poly Shell Alternative (per color)	OPS	call
Stain Finish Match (per finish).....	OSM	\$ 996



Socius has a modern aesthetic that lends itself to healthcare and corporate areas. Collection includes mid or high back chairs, easy access and bariatric seating.

Features

Flex back is standard on the mid and high back patient chairs as well as the 26" and 30" bariatric models. Chairs can be ordered with or without urethane armcaps. All Socius chairs including those with a flex back are a wall saver and have high-density polyethylene glides. Built with heavy duty construction and materials for durability all Socius chairs withstand a static load of over 1200 pounds.

Shipping Schedule**Standard Items**

Upholstered

4-5 WEEKS

Contact Versteel for special lead time requests.

BIFMA

All Versteel products are constructed to pass the relevant ANSI/ BIFMA standards. For more detailed specifications by series and base style, contact Versteel Customer Service at 800.876.2120.

Additional information regarding warranty, terms and conditions, shipping, care and maintenance, etc. can be found on pages 2-6 of the All Seating price list.

Standard Versteel Upholstery

Standard Versteel Upholstery offers a range of materials, from fabrics in a variety of colors and textures to vinyls for soil resistance. Please refer to Versteel's fabric cards, upholstery options pages in the All Seating price list, or the "Materials and Finishes" section of our website for information.

Grade-In Upholstery

Versteel has coordinated with upholstery manufacturers to simplify your order process. Many of the manufacturers' offerings have been pre-approved for application on Versteel Seating.

Contact Versteel Customer Service with your selected fabric choice to be graded in. You will be supplied with the appropriate grade-in designator. On your purchase order, complete the information with the pattern name, color description and grade-in designator, and Versteel will take it from there.

Customer's Own Material

Customer's Own Materials (COM's) are not an issue on Socius. Many COM's are pre-approved for application on Versteel Seating. Call Versteel Customer Service with your COM selection to determine if it has been pre-approved. If your selection has not been pre-approved, reference the "Receiving COM Approval" section below.

Receiving COM Approval

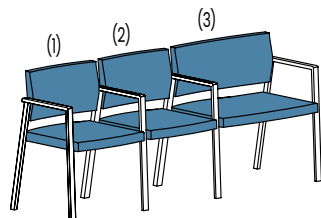
Not all materials are suitable for upholstery on Socius. A 12" x 12" memo sample must be supplied for approval before a COM material is accepted for an order. If the material is directional in pattern or weave, the pattern repeat (in inches) in both directions or the weave direction must be supplied.

Excess COM

Versteel will not store excess COM for more than 30 days after the order has been completed. If excess material is to be returned after order completion, send the request to Versteel Customer Service prior to acknowledged ship date. It is the customer's responsibility to arrange for the return of the material "freight collect."

Fabric Positions

Each position of a Tandem Socius unit can have a different fabric. These fabric positions are specified from left to right as you are facing the unit.



COM Requiring Application Test

If an application test is required for your selected COM, send test sample material along with the following.

1. Name and return address
2. Model selected
3. Sketch showing special requirements for the positioning of the materials' pattern on the seat and ledge, if special considerations are required.

NOTE ALL UPHOLSTERIES ARE CUT UP THE ROLL TO MAXIMIZE YIELD AND WEAR PERFORMANCE

Ship COM to:

Versteel
2332 Cathy Lane
Jasper, IN 47546

COM must be shipped to the factory with transportation costs "prepaid." If material is considered defective or unusable, it will be returned "transportation collect."

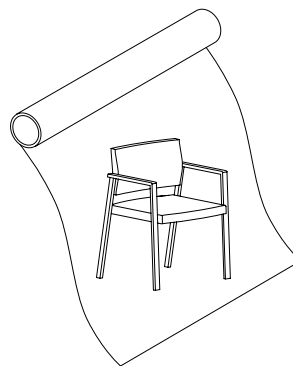
For standard lead time orders, tag fabric with purchase order number and identify with project number if possible.

Application of Directional Fabrics

Due to the upholstering process, some fabrics not considered directional by the supplier may be considered directional by Versteel.

All COM's are cut "up the roll" unless otherwise directed by the customer (see illustration below).

EXAMPLE PATTERN CUT "UP THE ROLL"



If special cutting or upholstery application is required, you must indicate requirement at time of order entry.

Socius COM Yardage Requirements

COM yardage requirements are calculated based on a material width of 54" and a repeat of 2" or less. For material less than 54" wide, contact Versteel for yardage requirements. Use the chart below as a guide to calculate your COM yardage. For quantities greater than 15 chairs or 10 bariatric chairs, contact Versteel Customer Service for calculation of COM yardage by model.

Quantity of Chairs	1	2	3	4	5	6	7	8	9	10	11	12	13	14	15
Socius															
Patient Mid Back	2.5	4.0	5.5	7.0	8.0	10.0	11.5	13.0	15.0	16.5	17.5	18.5	19.5	21.5	23.5
Patient High Back	3.0	4.0	6.0	8.0	9.0	11.0	12.0	14.0	17.0	18.0	19.5	20.5	22.5	24.0	26.5
Patient Easy Access	2.5	4.0	5.5	7.0	8.0	10.0	11.5	13.0	15.0	16.5	17.5	18.5	19.5	21.5	23.5
Bariatric X26	2.5	4.5	6	7.5	10	11.5	13	15	16.5	18.5					
Bariatric X30	3	5	7	9	11.5	13.5	15.5	18	20	22					
Bariatric X42	5.0	8.0	10.0	13.0	15.0	18.0	20.0	23.0	25.0	28.0	-	-	-	-	-

Patterned COM Additional Yardage Guide

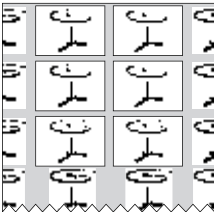
Use the guide below to aid in ordering the appropriate COM fabric when needing to match a pattern with a repeat. To use this guide, add the vertical and horizontal repeats together (e.g. a 5" vertical repeat plus an 11" horizontal repeat gives a 16" total). Then find the appropriate entry on the chart, and increase the yardage estimate by the percentage indicated.

For example: The yardage estimate is 8 yards of 54" wide fabric and the pattern has a repeat of 11" horizontal and 5" vertical. Add up the repeats (11" + 5" = 16") and find the appropriate entry - 15% in this example. Fifteen percent more fabric is required to match the pattern. 8 yards plus an extra 15% is 9.2 yards.

Fabric Width	Plain Fabric	3" - 14" Repeat	15" - 19" Repeat	20" - 27" Repeat	28" - 36" Repeat	37" - 45" Repeat	46" - 54" Repeat
54"	0%	10%	15%	20%	25%	30%	35%
50" - 52"	10%	20%	25%	30%	35%	40%	45%

Decorative Patterns

Yardage requirements are greatly affected by the size of the repeat and the print or pattern of the material. Versteel cuts all seating patterns with aesthetic concerns in mind for high quality and consistency. Refer to the COM listing for the yardage required for pattern repeat.



To Order, Specify...

- 1 Model Number
- 2 Frame Color
- 3 Upholstery Selection
- 4 Urethane Armcap Color

model number	finish selections		additional options
<u>SCMBPA-01</u>	/	<u>PCHA</u> / <u>FVT Biscuit</u>	/
model number		frame color upholstery selection	additional options

A **SCMBPA-01** is a Socius series, 4-leg, mid back patient chair with upholstered seat and back and no armcaps.

The codes **PCHA** / **FVT Biscuit** specify Champagne frame with Grade 2 Variant 10 Biscuit upholstery.

Model Number **SCMBPA-01**



Orders may be sent via

Mailing Address

Versteel
2332 Cathy Lane
Jasper IN 47546

Contact Versteel

Email contact@versteel.com
Phone 800 876 2120
 812 634 2120

Studio Steel®

Versteel's "urban fabrication" process leaves the telltale signs of welding and assembly on the surface, highlighting a manufacturing aesthetic. Choosing a clear or transparent powder coat is recommended, allowing tonal striation (created as a result of extreme heat), natural textures, and the inherent qualities of raw steel to show through.

Studio Steel Process \$165 per chair

Powder Coat Finishes

All powder coat finishes in the Versteel offering have been formulated with the use of epoxy, polyester or epoxy and polyester blends to maximize the finish durability.

Powder Coat - Standard n/c

Powder Coat - Premium \$165 per chair

Socius Powder Coat Colors

Alloy	PALY	Mint	PMNT
Amethyst	PAME	Navy	PNAV
Anthracite	PANT	Nimbus	PNIM
Black Anodized	PBLA	Nutmeg	PNUT
Bronze	PBRO	⚡ Pacific	PPAC
Calypso	PCAL	Pearl	PPEA
Carbon	PCAR	Pebble	PPEB
Champagne	PCHA	Ⓟ Platinum	PPLA
Coconut	PCOC	Poppy	PPOP
⚡ Copper	PCOP	⚡ Raven	PRAV
Crimson	PCRI	Royal	PROY
⚡ Crystal	PCRY	Seaside	PSEA
Daffodil	PDAF	Shipyards	PSHI
Ebony	PEBO	Silver	PSIL
Forest	PFOR	Snow	PSNO
Fossil	PFOS	Stone	PSTO
⚡ Garnet	PGAR	Storm	PSTM
⚡ Gold	PGOL	Terra Cotta	PTEC
Graphite	PGRA	Whisper	PWHI
Ⓟ Hope	PHOP	White Linen	PWHL
Kelly Green	PKEG	Powder Coat Alternative	OPA
⚡ Matte	PMAT		
Mica	PMIC		

Transparent Powder Coats (indicated by ⚡)

Please note that the transparent characteristics of these powders allow all natural welds and textures inherent to raw steel to be visible.

Premium Powder Coats (indicated by Ⓟ)

Versteel's premium process uses specially formulated powder coats for a truly unique color palette.

Plated

Versteel offers two plated options: Chrome and Nickel. Chrome is our most durable finish available and is a deep luster chrome plated finish. Nickel is a plated finish with a clear coat applied for durability. An upcharge applies for plated finishes. See product pricing pages for upcharge.

Chrome ECHR

Nickel ENKL

Socius Urethane Armcaps

Socius armcaps are molded with soft urethane.

Socius Urethane Armcap Colors

Alloy	UALY	Pearl	UPEA
Ebony	UEBO	Stone	USTO
Fossil	UFOS	Storm	USTM
Graphite	UGRA	Whisper	UWHI
Nimbus	UNIM	White Linen	UWHL

Finish Reference & Samples

For finish color reference, please refer to our website. Contact Versteel Customer Service to receive actual color samples for color matches and final color approval.

Powder Coat Alternative**Call for quotation**

Specify code **OPA** (*Powder Coat Alternative*), add cost from Versteel quotation

Powder Coat Alternative is available from Versteel. The entire RAL color reference along with hundreds of other color and finishes are available.

For Powder Coat Alternative matching, you must supply a color reference sample, or an RAL number. Versteel will review the sample for possible existing colors available and send a sample for customer approval. If no color match exists a custom match can be developed. Call Versteel Customer Service for associated upcharges on custom color development.

NOTE CUSTOM COLOR MATCHING APPROVALS MAY AFFECT STANDARD PRODUCTION SCHEDULES

Custom Urethane Edge**Call for quotation / one time charge per color, per order**

Specify code **OCU** (*Custom Urethane Color Match*), add cost from Versteel quotation

For Urethane Color Matching you must supply a color reference sample. A custom match will be developed and sampled for customer approval before a production schedule is established.



Questions?

800 876 2120



						Standard Powder Coat				
						2/COM	3	4	5	6
	4-Leg Base Seat: Upholstered Back: Upholstered Armcaps: None	SCMBPA-01	42	Overall Height: 32¾" Overall Width: 22¾" Overall Depth: 27¼"	Seat Height: 19½" Seat Width: 19½" Seat Depth: 20"	1571	1742	1915	2087	2258
	4-Leg Base Seat: Upholstered Back: Upholstered Armcaps: Urethane	SCMBPA-09	43	Overall Height: 32¾" Overall Width: 23" Overall Depth: 27¼"	Seat Height: 19½" Seat Width: 19½" Seat Depth: 20"	1693	1864	2037	2208	2380

COM Yardage
Refer to page 446.

To Order, Specify...

- 1 Model Number
- 2 Frame Color
- 3 Upholstery Selection
- 4 Urethane Armcap Color



						Chrome, Nickel + Transparent				
	Description	Model#	Product Wt	Dimensions	material / fabric grade >	2/COM	3	4	5	6
	4-Leg Base Seat: Upholstered Back: Upholstered Armcaps: None	SCMBPA-01	42	Overall Height: 32¾" Overall Width: 22¾" Overall Depth: 27¼"	Seat Height: 19½" Seat Width: 19½" Seat Depth: 20"	1861	2032	2205	2377	2548
	4-Leg Base Seat: Upholstered Back: Upholstered Armcaps: Urethane	SCMBPA-09	43	Overall Height: 32¾" Overall Width: 23" Overall Depth: 27¼"	Seat Height: 19½" Seat Width: 19½" Seat Depth: 20"	1983	2154	2327	2498	2670

COM Yardage
Refer to page 446.

Finish Options
Powder Coat - Premium..... **Price**
\$ 165

Custom Charges
Powder Coat Alternative (per color) **Code** **Price**
OPA call

Socius
Guest Chair - High Back
Powder Coat



VERSTEEL

Questions?

800 876 2120





						Standard Powder Coat				
						2/COM	3	4	5	6
Description	Model#	Product Wt	Dimensions	material / fabric grade >						
4-Leg Base Seat: Upholstered Back: Upholstered Armcaps: None	SCHBPA-01	43	Overall Height: 39" Overall Width: 22½" Overall Depth: 27¼"	Seat Height: 19½" Seat Width: 19½" Seat Depth: 20"		1620	1827	2033	2240	2446
4-Leg Base Seat: Upholstered Back: Upholstered Armcaps: Urethane	SCHBPA-09	44	Overall Height: 39" Overall Width: 23" Overall Depth: 27¼"	Seat Height: 19½" Seat Width: 19½" Seat Depth: 20"		1741	1948	2154	2361	2567

COM Yardage
Refer to page 446.

To Order, Specify...

- 1 Model Number
- 2 Frame Color
- 3 Upholstery Selection
- 4 Urethane Armcap Color



						Chrome, Nickel + Transparent				
	Description	Model#	Product Wt	Dimensions	material / fabric grade >	2/COM	3	4	5	6
	4-Leg Base Seat: Upholstered Back: Upholstered Armcaps: None	SCHBPA-01	43	Overall Height: 39" Overall Width: 22¾" Overall Depth: 27¼"	Seat Height: 19½" Seat Width: 19½" Seat Depth: 20"	1910	2117	2323	2530	2736
	4-Leg Base Seat: Upholstered Back: Upholstered Armcaps: Urethane	SCHBPA-09	44	Overall Height: 39" Overall Width: 23" Overall Depth: 27¼"	Seat Height: 19½" Seat Width: 19½" Seat Depth: 20"	2031	2238	2444	2651	2857

COM Yardage
 Refer to page 446.

Finish Options

	Price
Powder Coat - Premium.....	\$ 165

Custom Charges

	Code	Price
Powder Coat Alternative (per color)	OPA	call



Questions?

800 876 2120



	Description	Model#	Product Wt	Dimensions	material / fabric grade >	Standard Powder Coat				
						2/COM	3	4	5	6
	4-Leg Base Seat: Upholstered Back: Upholstered Armcaps: None	SCMBPA-01H24	50	Overall Height: 36¾" Overall Width: 22¾" Overall Depth: 28½"	Seat Height: 24" Seat Width: 19½" Seat Depth: 20"	1857	2069	2283	2496	2709
	4-Leg Base Seat: Upholstered Back: Upholstered Armcaps: Urethane	SCMBPA-09H24	52	Overall Height: 36¾" Overall Width: 23" Overall Depth: 28½"	Seat Height: 24" Seat Width: 19½" Seat Depth: 20"	1979	2191	2405	2618	2830

COM Yardage
Refer to page 446.

To Order, Specify...

- 1 Model Number
- 2 Frame Color
- 3 Upholstery Selection
- 4 Urethane Armcap Color



	Description	Model#	Product Wt	Dimensions	material / fabric grade >	Chrome, Nickel + Transparent				
						2/COM	3	4	5	6
	4-Leg Base Seat: Upholstered Back: Upholstered Armcaps: None	SCMBPA-01H24	50	Overall Height: 36¾" Overall Width: 22¾" Overall Depth: 28½"	Seat Height: 24" Seat Width: 19½" Seat Depth: 20"	2300	2512	2726	2939	3152
	4-Leg Base Seat: Upholstered Back: Upholstered Armcaps: Urethane	SCMBPA-09H24	52	Overall Height: 36¾" Overall Width: 23" Overall Depth: 28½"	Seat Height: 24" Seat Width: 19½" Seat Depth: 20"	2422	2634	2848	3061	3273

COM Yardage
Refer to page 446.

Finish Options	Price
Powder Coat - Premium.....	\$ 165







Custom Charges	Code	Price
Powder Coat Alternative (per color)	OPA	call

Socius

Bariatric Chair – Mid Back
Powder Coat

**VERSTEEL****Questions?**

800 876 2120

	Description	Model#	Product Wt	Dimensions	material / fabric grade >	Standard Powder Coat				
						2/COM	3	4	5	6
	4-Leg Base Seat: Upholstered Back: Upholstered Armcaps: None	SCMBPA-01X26	49	Overall Height: 32¾" Overall Width: 29½" Overall Depth: 27¼"	Seat Height: 19½" Seat Width: 26¼" Seat Depth: 20"	1730	1927	2124	2321	2517
	4-Leg Base Seat: Upholstered Back: Upholstered Armcaps: Urethane	SCMBPA-09X26	50	Overall Height: 32¾" Overall Width: 29½" Overall Depth: 27¼"	Seat Height: 19½" Seat Width: 26¼" Seat Depth: 20"	1852	2048	2246	2442	2639
	4-Leg Base Seat: Upholstered Back: Upholstered Armcaps: None	SCMBPA-01X30	52	Overall Height: 32¾" Overall Width: 33½" Overall Depth: 27¼"	Seat Height: 19½" Seat Width: 30¼" Seat Depth: 20"	1831	2043	2257	2470	2983
	4-Leg Base Seat: Upholstered Back: Upholstered Armcaps: Urethane	SCMBPA-09X30	54	Overall Height: 32¾" Overall Width: 33½" Overall Depth: 27¼"	Seat Height: 19½" Seat Width: 30¼" Seat Depth: 20"	1953	2165	2379	2592	2804
	4-Leg Base Seat: Upholstered Back: Upholstered Armcaps: None	SCMBPA-01X42	85	Overall Height: 32¾" Overall Width: 45½" Overall Depth: 27¼"	Seat Height: 19½" Seat Width: 42¼" Seat Depth: 20"	2175	2455	2735	3015	3295
	4-Leg Base Seat: Upholstered Back: Upholstered Armcaps: Urethane	SCMBPA-09X42	87	Overall Height: 32¾" Overall Width: 45½" Overall Depth: 27¼"	Seat Height: 19½" Seat Width: 42¼" Seat Depth: 20"	2278	2558	2838	3118	3398







COM Yardage

Refer to page 446.

To Order, Specify...

- ① Model Number
- ② Frame Color
- ③ Upholstery Selection
- ④ Urethane Armcap Color



	Description	Model#	Product Wt	Dimensions	material / fabric grade >	Chrome, Nickel + Transparent				
						2/COM	3	4	5	6
	4-Leg Base Seat: Upholstered Back: Upholstered Armcaps: None	SCMBPA-01X26	49	Overall Height: 32¾" Overall Width: 29½" Overall Depth: 27¼"	Seat Height: 19½" Seat Width: 26¼" Seat Depth: 20"	2020	2217	2414	2611	2807
	4-Leg Base Seat: Upholstered Back: Upholstered Armcaps: Urethane	SCMBPA-09X26	50	Overall Height: 32¾" Overall Width: 29½" Overall Depth: 27¼"	Seat Height: 19½" Seat Width: 26¼" Seat Depth: 20"	2142	2338	2536	2732	2929
	4-Leg Base Seat: Upholstered Back: Upholstered Armcaps: None	SCMBPA-01X30	52	Overall Height: 32¾" Overall Width: 33½" Overall Depth: 27¼"	Seat Height: 19½" Seat Width: 30¼" Seat Depth: 20"	2121	2333	2547	2760	3273
	4-Leg Base Seat: Upholstered Back: Upholstered Armcaps: Urethane	SCMBPA-09X30	54	Overall Height: 32¾" Overall Width: 33½" Overall Depth: 27¼"	Seat Height: 19½" Seat Width: 30¼" Seat Depth: 20"	2243	2455	2669	2882	3094
	4-Leg Base Seat: Upholstered Back: Upholstered Armcaps: None	SCMBPA-01X42	85	Overall Height: 32¾" Overall Width: 45½" Overall Depth: 27¼"	Seat Height: 19½" Seat Width: 42¼" Seat Depth: 20"	2465	2745	3025	3305	3585
	4-Leg Base Seat: Upholstered Back: Upholstered Armcaps: Urethane	SCMBPA-09X42	87	Overall Height: 32¾" Overall Width: 45½" Overall Depth: 27¼"	Seat Height: 19½" Seat Width: 42¼" Seat Depth: 20"	2568	2848	3128	3408	3688
COM Yardage Refer to page 446.										

Finish Options
 Powder Coat - Premium..... **Price**
 \$ 165
Custom Charges
 Powder Coat Alternative (per color) **Code** **Price**
 OPA call





Socius
Tandem Guest - Mid Back
Powder Coat



VERSTEEL

Questions?

800 876 2120





	Description	Model#	Product Wt	Dimensions	material / fabric grade >	Standard Powder Coat				
						2/COM	3	4	5	6
	Guest/Guest Seat: Upholstered Back: Upholstered Armcaps: None	SCSAMB-01 PP	63	Overall Height: 32¾" Overall Width: 44" Overall Depth: 27¼"	Seat Height: 19½" Seat Width: 19½" Seat Depth: 20"	2792	3016	3240	3464	3688
	Guest/Guest Seat: Upholstered Back: Upholstered Armcaps: Urethane	SCSAMB-09 PP	66	Overall Height: 32¾" Overall Width: 44¾" Overall Depth: 27¼"	Seat Height: 19½" Seat Width: 19½" Seat Depth: 20"	2946	3170	3394	3618	3842
	Guest/Guest/Guest Seat: Upholstered Back: Upholstered Armcaps: None	SCSAMB-01 PPP	95	Overall Height: 32¾" Overall Width: 65¼" Overall Depth: 27¼"	Seat Height: 19½" Seat Width: 19½" Seat Depth: 20"	3790	4098	4406	4714	5022
	Guest/Guest/Guest Seat: Upholstered Back: Upholstered Armcaps: Urethane	SCSAMB-09 PPP	98	Overall Height: 32¾" Overall Width: 65¾" Overall Depth: 27¼"	Seat Height: 19½" Seat Width: 19½" Seat Depth: 20"	3995	4303	4611	4919	5227

COM Yardage
Refer to page 446.

To Order, Specify...

- 1 Model Number
- 2 Frame Color
- 3 Upholstery Selection
- 4 Urethane Armcap Color



	Description	Model#	Product Wt	Dimensions	material / fabric grade >	Chrome, Nickel + Transparent				
						2/COM	3	4	5	6
	Guest/Guest Seat: Upholstered Back: Upholstered Armcaps: None	SCSAMB-01 PP	63	Overall Height: 32¾" Overall Width: 44" Overall Depth: 27¼"	Seat Height: 19½" Seat Width: 19½" Seat Depth: 20"	3253	3477	3701	3925	4149
	Guest/Guest Seat: Upholstered Back: Upholstered Armcaps: Urethane	SCSAMB-09 PP	66	Overall Height: 32¾" Overall Width: 44½" Overall Depth: 27¼"	Seat Height: 19½" Seat Width: 19½" Seat Depth: 20"	3407	3631	3855	4079	4303
	Guest/Guest/Guest Seat: Upholstered Back: Upholstered Armcaps: None	SCSAMB-01 PPP	95	Overall Height: 32¾" Overall Width: 65¼" Overall Depth: 27¼"	Seat Height: 19½" Seat Width: 19½" Seat Depth: 20"	4406	4714	5022	5330	5638
	Guest/Guest/Guest Seat: Upholstered Back: Upholstered Armcaps: Urethane	SCSAMB-09 PPP	98	Overall Height: 32¾" Overall Width: 65½" Overall Depth: 27¼"	Seat Height: 19½" Seat Width: 19½" Seat Depth: 20"	4611	4919	5227	5535	5843
COM Yardage Refer to page 446.										

Finish Options
Powder Coat - Premium..... \$ 165

Custom Charges
Powder Coat Alternative (per color) OPA call




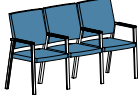
Socius
Tandem Guest - High Back
Powder Coat



VERSTEEL

Questions?

800 876 2120





	Description	Model#	Product Wt	Dimensions	material / fabric grade >	Standard Powder Coat				
						2/COM	3	4	5	6
	Guest/Guest Seat: Upholstered Back: Upholstered Armcaps: None	SCSAHB-01 PP	64	Overall Height: 39" Overall Width: 44" Overall Depth: 27¼"	Seat Height: 19½" Seat Width: 19½" Seat Depth: 20"	2796	3020	3244	3468	3692
	Guest/Guest Seat: Upholstered Back: Upholstered Armcaps: Urethane	SCSAHB-09 PP	66	Overall Height: 39" Overall Width: 44½" Overall Depth: 27¼"	Seat Height: 19½" Seat Width: 19½" Seat Depth: 20"	2950	3174	3398	3622	3846
	Guest/Guest/Guest Seat: Upholstered Back: Upholstered Armcaps: None	SCSAHB-01 PPP	95	Overall Height: 39" Overall Width: 65¼" Overall Depth: 27¼"	Seat Height: 19½" Seat Width: 19½" Seat Depth: 20"	3830	4166	4502	4838	5174
	Guest/Guest/Guest Seat: Upholstered Back: Upholstered Armcaps: Urethane	SCSAHB-09 PPP	99	Overall Height: 39" Overall Width: 65½" Overall Depth: 27¼"	Seat Height: 19½" Seat Width: 19½" Seat Depth: 20"	4035	4371	4707	5043	5379

COM Yardage
Refer to page 446.

To Order, Specify...

- 1 Model Number
- 2 Frame Color
- 3 Upholstery Selection
- 4 Urethane Armcap Color



	Description	Model#	Product Wt	Dimensions	material / fabric grade >	Chrome, Nickel + Transparent				
						2/COM	3	4	5	6
	Guest/Guest Seat: Upholstered Back: Upholstered Armcaps: None	SCSAHB-01 PP	64	Overall Height: 39" Overall Width: 44" Overall Depth: 27¼"	Seat Height: 19½" Seat Width: 19½" Seat Depth: 20"	3257	3481	3705	3929	4153
	Guest/Guest Seat: Upholstered Back: Upholstered Armcaps: Urethane	SCSAHB-09 PP	66	Overall Height: 39" Overall Width: 44½" Overall Depth: 27¼"	Seat Height: 19½" Seat Width: 19½" Seat Depth: 20"	3411	3635	3859	4083	4307
	Guest/Guest/Guest Seat: Upholstered Back: Upholstered Armcaps: None	SCSAHB-01 PPP	95	Overall Height: 39" Overall Width: 65¼" Overall Depth: 27¼"	Seat Height: 19½" Seat Width: 19½" Seat Depth: 20"	4446	4782	5118	5454	5790
	Guest/Guest/Guest Seat: Upholstered Back: Upholstered Armcaps: Urethane	SCSAHB-09 PPP	99	Overall Height: 39" Overall Width: 65½" Overall Depth: 27¼"	Seat Height: 19½" Seat Width: 19½" Seat Depth: 20"	4651	4987	5323	5659	5995

COM Yardage
 Refer to page 446.

Finish Options
 Powder Coat - Premium..... **Price**
 \$ 165

Custom Charges
 Powder Coat Alternative (per color) **Code Price**
 OPA call





Socius
Tandem 26" Bariatric
Powder Coat



VERSTEEL

Questions?

800 876 2120





	Description	Model#	Product Wt	Dimensions	material / fabric grade >	Standard Powder Coat				
						2/COM	3	4	5	6
	Guest/26" Bariatric Seat: Upholstered Back: Upholstered Armcaps: None	SCSAMB-01 P26	69	Overall Height: 32¾" Overall Width: 50¾" Overall Depth: 27¼"	Seat Height: 19½" Seat Width: 19½"/26¼" Seat Depth: 20"	2676	2900	3124	3348	3572
	Guest/26" Bariatric Seat: Upholstered Back: Upholstered Armcaps: Urethane	SCSAMB-09 P26	71	Overall Height: 32¾" Overall Width: 51½" Overall Depth: 27¼"	Seat Height: 19½" Seat Width: 19½"/26¼" Seat Depth: 20"	2830	3054	3278	3502	3726
	26" Bariatric/Guest Seat: Upholstered Back: Upholstered Armcaps: None	SCSAMB-01 26P	69	Overall Height: 32¾" Overall Width: 50¾" Overall Depth: 27¼"	Seat Height: 19½" Seat Width: 26¼"/19½" Seat Depth: 20"	2676	2900	3124	3348	3572
	26" Bariatric/Guest Seat: Upholstered Back: Upholstered Armcaps: Urethane	SCSAMB-09 26P	71	Overall Height: 32¾" Overall Width: 51½" Overall Depth: 27¼"	Seat Height: 19½" Seat Width: 26¼"/19½" Seat Depth: 20"	2830	3054	3278	3502	3726

COM Yardage
Refer to page 446.

To Order, Specify...

- 1 Model Number
- 2 Frame Color
- 3 Upholstery Selection
- 4 Urethane Armcap Color



	Description	Model#	Product Wt	Dimensions	material / fabric grade >	Chrome, Nickel + Transparent				
						2/COM	3	4	5	6
	Guest/26" Bariatric Seat: Upholstered Back: Upholstered Armcaps: None	SCSAMB-01 P26	69	Overall Height: 32¾" Overall Width: 50¾" Overall Depth: 27¼"	Seat Height: 19½" Seat Width: 19½"/26¼" Seat Depth: 20"	3137	3361	3585	3809	4033
	Guest/26" Bariatric Seat: Upholstered Back: Upholstered Armcaps: Urethane	SCSAMB-09 P26	71	Overall Height: 32¾" Overall Width: 51½" Overall Depth: 27¼"	Seat Height: 19½" Seat Width: 19½"/26¼" Seat Depth: 20"	3291	3515	3739	3963	4187
	26" Bariatric/Guest Seat: Upholstered Back: Upholstered Armcaps: None	SCSAMB-01 26P	69	Overall Height: 32¾" Overall Width: 50¾" Overall Depth: 27¼"	Seat Height: 19½" Seat Width: 26¼"/19½" Seat Depth: 20"	3137	3361	3585	3809	4033
	26" Bariatric/Guest Seat: Upholstered Back: Upholstered Armcaps: Urethane	SCSAMB-09 26P	71	Overall Height: 32¾" Overall Width: 51½" Overall Depth: 27¼"	Seat Height: 19½" Seat Width: 26¼"/19½" Seat Depth: 20"	3291	3515	3739	3963	4187

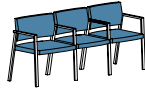
COM Yardage
Refer to page 446.

Finish Options
 Powder Coat - Premium..... **Price**
 \$ 165

Custom Charges
 Powder Coat Alternative (per color) **Code Price**
 OPA call

Socius

Tandem 26" Bariatric
Powder Coat

**VERSTEEL****Questions?**

800 876 2120

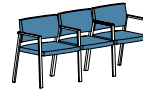
	Description	Model#	Product Wt	Dimensions	material / fabric grade >	Standard Powder Coat				
						2/COM	3	4	5	6
	Guest/Guest/26\" Bariatric Seat: Upholstered Back: Upholstered Armcaps: None	SCSAMB-01 PP26	100	Overall Height: 32¾\" Overall Width: 72\" Overall Depth: 27¾\"	Seat Height: 19½\" Seat Width: 19½\"/19½\"/26¼\" Seat Depth: 20\"	3724	4088	4452	4816	5180
	Guest/Guest/26\" Bariatric Seat: Upholstered Back: Upholstered Armcaps: Urethane	SCSAMB-09 PP26	103	Overall Height: 32¾\" Overall Width: 72¾\" Overall Depth: 27¾\"	Seat Height: 19½\" Seat Width: 19½\"/19½\"/26¼\" Seat Depth: 20\"	3929	4293	4657	5021	5385
	26\" Bariatric/Guest/Guest Seat: Upholstered Back: Upholstered Armcaps: None	SCSAMB-01 26PP	100	Overall Height: 32¾\" Overall Width: 72\" Overall Depth: 27¾\"	Seat Height: 19½\" Seat Width: 26¼\"/19½\"/19½\" Seat Depth: 20\"	3724	4088	4452	4816	5180
	26\" Bariatric/Guest/Guest Seat: Upholstered Back: Upholstered Armcaps: Urethane	SCSAMB-09 26PP	103	Overall Height: 32¾\" Overall Width: 72¾\" Overall Depth: 27¾\"	Seat Height: 19½\" Seat Width: 26¼\"/19½\"/19½\" Seat Depth: 20\"	3929	4293	4657	5021	5385
	Guest/26\" Bariatric/Guest Seat: Upholstered Back: Upholstered Armcaps: None	SCSAMB-01 P26P	100	Overall Height: 32¾\" Overall Width: 72\" Overall Depth: 27¾\"	Seat Height: 19½\" Seat Width: 19½\"/26¼\"/19½\" Seat Depth: 20\"	3724	4088	4452	4816	5180
	Guest/26\" Bariatric/Guest Seat: Upholstered Back: Upholstered Armcaps: Urethane	SCSAMB-09 P26P	103	Overall Height: 32¾\" Overall Width: 72¾\" Overall Depth: 27¾\"	Seat Height: 19½\" Seat Width: 19½\"/26¼\"/19½\" Seat Depth: 20\"	3929	4293	4657	5021	5385

COM Yardage

Refer to page 446.

To Order, Specify...

- ① Model Number
- ② Frame Color
- ③ Upholstery Selection
- ④ Urethane Armcap Color



	Description	Model#	Product Wt	Dimensions	material / fabric grade >	Chrome, Nickel + Transparent				
						2/COM	3	4	5	6
	Guest/Guest/26" Bariatric Seat: Upholstered Back: Upholstered Armcaps: None	SCSAMB-01 PP26	100	Overall Height: 32¾" Overall Width: 72" Overall Depth: 27¼"	Seat Height: 19½" Seat Width: 19½"/19½"/26¼" Seat Depth: 20"	4340	4704	5068	5432	5796
	Guest/Guest/26" Bariatric Seat: Upholstered Back: Upholstered Armcaps: Urethane	SCSAMB-09 PP26	103	Overall Height: 32¾" Overall Width: 72¾" Overall Depth: 27¼"	Seat Height: 19½" Seat Width: 19½"/19½"/26¼" Seat Depth: 20"	4545	4909	5273	5637	6001
	26" Bariatric/Guest/Guest Seat: Upholstered Back: Upholstered Armcaps: None	SCSAMB-01 26PP	100	Overall Height: 32¾" Overall Width: 72" Overall Depth: 27¼"	Seat Height: 19½" Seat Width: 26¼"/19½"/19½" Seat Depth: 20"	4340	4704	5068	5432	5796
	26" Bariatric/Guest/Guest Seat: Upholstered Back: Upholstered Armcaps: Urethane	SCSAMB-09 26PP	103	Overall Height: 32¾" Overall Width: 72¾" Overall Depth: 27¼"	Seat Height: 19½" Seat Width: 26¼"/19½"/19½" Seat Depth: 20"	4545	4909	5273	5637	6001
	Guest/26" Bariatric/Guest Seat: Upholstered Back: Upholstered Armcaps: None	SCSAMB-01 P26P	100	Overall Height: 32¾" Overall Width: 72" Overall Depth: 27¼"	Seat Height: 19½" Seat Width: 19½"/26¼"/19½" Seat Depth: 20"	4340	4704	5068	5432	5796
	Guest/26" Bariatric/Guest Seat: Upholstered Back: Upholstered Armcaps: Urethane	SCSAMB-09 P26P	103	Overall Height: 32¾" Overall Width: 72¾" Overall Depth: 27¼"	Seat Height: 19½" Seat Width: 19½"/26¼"/19½" Seat Depth: 20"	4545	4909	5273	5637	6001

COM Yardage
 Refer to page 446.

Finish Options

Powder Coat - Premium..... \$ 165

Price**Custom Charges**

Powder Coat Alternative (per color) OPA call

Code Price

Socius
Tandem 30" Bariatric
Powder Coat



VERSTEEL

Questions?

800 876 2120





	Description	Model#	Product Wt	Dimensions	material / fabric grade >	Standard Powder Coat				
						2/COM	3	4	5	6
	Guest/30" Bariatric Seat: Upholstered Back: Upholstered Armcaps: None	SCSAMB-01 P30	72	Overall Height: 32¾" Overall Width: 54¾" Overall Depth: 27¼"	Seat Height: 19½" Seat Width: 19½"/30¼" Seat Depth: 20"	2761	3013	3265	3517	3769
	Guest/30" Bariatric Seat: Upholstered Back: Upholstered Armcaps: Urethane	SCSAMB-09 P30	74	Overall Height: 32¾" Overall Width: 55½" Overall Depth: 27¼"	Seat Height: 19½" Seat Width: 19½"/30¼" Seat Depth: 20"	2915	3167	3419	3671	3923
	30" Bariatric/Guest Seat: Upholstered Back: Upholstered Armcaps: None	SCSAMB-01 30P	72	Overall Height: 32¾" Overall Width: 54¾" Overall Depth: 27¼"	Seat Height: 19½" Seat Width: 30¼"/19½" Seat Depth: 20"	2761	3013	3265	3517	3769
	30" Bariatric/Guest Seat: Upholstered Back: Upholstered Armcaps: Urethane	SCSAMB-09 30P	74	Overall Height: 32¾" Overall Width: 55½" Overall Depth: 27¼"	Seat Height: 19½" Seat Width: 30¼"/19½" Seat Depth: 20"	2915	3167	3419	3671	3923

COM Yardage
Refer to page 446.

To Order, Specify...

- 1 Model Number
- 2 Frame Color
- 3 Upholstery Selection
- 4 Urethane Armcap Color



	Description	Model#	Product Wt	Dimensions	material / fabric grade >	Chrome, Nickel + Transparent				
						2/COM	3	4	5	6
	Guest/30" Bariatric Seat: Upholstered Back: Upholstered Armcaps: None	SCSAMB-01 P30	72	Overall Height: 32¾" Overall Width: 54¾" Overall Depth: 27¼"	Seat Height: 19½" Seat Width: 19½"/30¼" Seat Depth: 20"	3222	3474	3726	3978	4230
	Guest/30" Bariatric Seat: Upholstered Back: Upholstered Armcaps: Urethane	SCSAMB-09 P30	74	Overall Height: 32¾" Overall Width: 55½" Overall Depth: 27¼"	Seat Height: 19½" Seat Width: 19½"/30¼" Seat Depth: 20"	3376	3628	3880	4132	4384
	30" Bariatric/Guest Seat: Upholstered Back: Upholstered Armcaps: None	SCSAMB-01 30P	72	Overall Height: 32¾" Overall Width: 54¾" Overall Depth: 27¼"	Seat Height: 19½" Seat Width: 30¼"/19½" Seat Depth: 20"	3222	3474	3726	3978	4230
	30" Bariatric/Guest Seat: Upholstered Back: Upholstered Armcaps: Urethane	SCSAMB-09 30P	74	Overall Height: 32¾" Overall Width: 55½" Overall Depth: 27¼"	Seat Height: 19½" Seat Width: 30¼"/19½" Seat Depth: 20"	3376	3628	3880	4132	4384

COM Yardage
Refer to page 446.

Finish Options
Powder Coat - Premium..... **Price**
\$ 165

Custom Charges
Powder Coat Alternative (per color) **Code** **Price**
OPA call

Socius

Tandem 30" Bariatric
Powder Coat

**VERSTEEL****Questions?**

800 876 2120

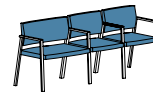
	Description	Model#	Product Wt	Dimensions	material / fabric grade >	Standard Powder Coat				
						2/COM	3	4	5	6
	Guest/Guest/30" Bariatric Seat: Upholstered Back: Upholstered Armcaps: None	SCSAMB-01 PP30	103	Overall Height: 32¾" Overall Width: 76" Overall Depth: 27¼"	Seat Height: 19½" Seat Width: 19½"/19½"/30¼" Seat Depth: 20"	3840	4232	4624	5016	5408
	Guest/Guest/30" Bariatric Seat: Upholstered Back: Upholstered Armcaps: Urethane	SCSAMB-09 PP30	106	Overall Height: 32¾" Overall Width: 76¾" Overall Depth: 27¼"	Seat Height: 19½" Seat Width: 19½"/19½"/30¼" Seat Depth: 20"	4045	4437	4829	5221	5613
	30" Bariatric/Guest/Guest Seat: Upholstered Back: Upholstered Armcaps: None	SCSAMB-01 30PP	103	Overall Height: 32¾" Overall Width: 76" Overall Depth: 27¼"	Seat Height: 19½" Seat Width: 30¼"/19½"/19½" Seat Depth: 20"	3840	4232	4624	5016	5408
	30" Bariatric/Guest/Guest Seat: Upholstered Back: Upholstered Armcaps: Urethane	SCSAMB-09 30PP	106	Overall Height: 32¾" Overall Width: 76¾" Overall Depth: 27¼"	Seat Height: 19½" Seat Width: 30¼"/19½"/19½" Seat Depth: 20"	4045	4437	4829	5221	5613
	Guest/30" Bariatric/Guest Seat: Upholstered Back: Upholstered Armcaps: None	SCSAMB-01 P30P	103	Overall Height: 32¾" Overall Width: 76" Overall Depth: 27¼"	Seat Height: 19½" Seat Width: 19½"/19½"/30¼" Seat Depth: 20"	3840	4232	4624	5016	5408
	Guest/30" Bariatric/Guest Seat: Upholstered Back: Upholstered Armcaps: Urethane	SCSAMB-09 P30P	106	Overall Height: 32¾" Overall Width: 76¾" Overall Depth: 27¼"	Seat Height: 19½" Seat Width: 19½"/19½"/30¼" Seat Depth: 20"	4045	4437	4829	5221	5613

COM Yardage

Refer to page 446.

To Order, Specify...

- ① Model Number
- ② Frame Color
- ③ Upholstery Selection
- ④ Urethane Armcap Color



	Description	Model#	Product Wt	Dimensions	material / fabric grade >	Chrome, Nickel + Transparent				
						2/COM	3	4	5	6
	Guest/Guest/30" Bariatric Seat: Upholstered Back: Upholstered Armcaps: None	SCSAMB-01 PP30	103	Overall Height: 32¾" Overall Width: 76" Overall Depth: 27¼"	Seat Height: 19½" Seat Width: 19½"/19½"/30¼" Seat Depth: 20"	4456	4848	5240	5632	6024
	Guest/Guest/30" Bariatric Seat: Upholstered Back: Upholstered Armcaps: Urethane	SCSAMB-09 PP30	106	Overall Height: 32¾" Overall Width: 76¾" Overall Depth: 27¼"	Seat Height: 19½" Seat Width: 19½"/19½"/30¼" Seat Depth: 20"	4661	5053	5445	5837	6229
	30" Bariatric/Guest/Guest Seat: Upholstered Back: Upholstered Armcaps: None	SCSAMB-01 30PP	103	Overall Height: 32¾" Overall Width: 76" Overall Depth: 27¼"	Seat Height: 19½" Seat Width: 30¼"/19½"/19½" Seat Depth: 20"	4456	4848	5240	5632	6024
	30" Bariatric/Guest/Guest Seat: Upholstered Back: Upholstered Armcaps: Urethane	SCSAMB-09 30PP	106	Overall Height: 32¾" Overall Width: 76¾" Overall Depth: 27¼"	Seat Height: 19½" Seat Width: 30¼"/19½"/19½" Seat Depth: 20"	4661	5053	5445	5837	6229
	Guest/30" Bariatric/Guest Seat: Upholstered Back: Upholstered Armcaps: None	SCSAMB-01 P30P	103	Overall Height: 32¾" Overall Width: 76" Overall Depth: 27¼"	Seat Height: 19½" Seat Width: 19½"/19½"/30¼" Seat Depth: 20"	4456	4848	5240	5632	6024
	Guest/30" Bariatric/Guest Seat: Upholstered Back: Upholstered Armcaps: Urethane	SCSAMB-09 P30P	106	Overall Height: 32¾" Overall Width: 76¾" Overall Depth: 27¼"	Seat Height: 19½" Seat Width: 19½"/19½"/30¼" Seat Depth: 20"	4661	5053	5445	5837	6229

COM Yardage
Refer to page 446.

Finish Options	Price
Powder Coat - Premium.....	\$ 165

Custom Charges	Code	Price
Powder Coat Alternative (per color)	OPA	call

Socius
Tandem 42" Bariatric
Powder Coat



VERSTEEL

Questions?

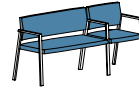
800 876 2120





	Description	Model#	Product Wt	Dimensions	material / fabric grade >	Standard Powder Coat				
						2/COM	3	4	5	6
	Guest/42" Bariatric Seat: Upholstered Back: Upholstered Armcaps: None	SCSAMB-01 P42	78	Overall Height: 32¾" Overall Width: 66¾" Overall Depth: 27¼"	Seat Height: 19½" Seat Width: 19½"/42¼" Seat Depth: 20"	2926	3346	3766	4186	4606
	Guest/42" Bariatric Seat: Upholstered Back: Upholstered Armcaps: Urethane	SCSAMB-09 P42	81	Overall Height: 32¾" Overall Width: 67½" Overall Depth: 27¼"	Seat Height: 19½" Seat Width: 19½"/42¼" Seat Depth: 20"	3080	3500	3920	4340	4760
	42" Bariatric/Guest Seat: Upholstered Back: Upholstered Armcaps: None	SCSAMB-01 42P	78	Overall Height: 32¾" Overall Width: 66¾" Overall Depth: 27¼"	Seat Height: 19½" Seat Width: 42¼"/19½" Seat Depth: 20"	2926	3346	3766	4186	4606
	42" Bariatric/Guest Seat: Upholstered Back: Upholstered Armcaps: Urethane	SCSAMB-09 42P	81	Overall Height: 32¾" Overall Width: 67½" Overall Depth: 27¼"	Seat Height: 19½" Seat Width: 42¼"/19½" Seat Depth: 20"	3080	3500	3920	4340	4760

COM Yardage
Refer to page 446.

To Order, Specify...

- 1 Model Number
- 2 Frame Color
- 3 Upholstery Selection
- 4 Urethane Armcap Color



	Description	Model#	Product Wt	Dimensions	material / fabric grade >	Chrome, Nickel + Transparent				
						2/COM	3	4	5	6
	Guest/42" Bariatric Seat: Upholstered Back: Upholstered Armcaps: None	SCSAMB-01 P42	78	Overall Height: 32¾" Overall Width: 66¾" Overall Depth: 27¼"	Seat Height: 19½" Seat Width: 19½"/42¼" Seat Depth: 20"	3387	3807	4227	4647	5067
	Guest/42" Bariatric Seat: Upholstered Back: Upholstered Armcaps: Urethane	SCSAMB-09 P42	81	Overall Height: 32¾" Overall Width: 67½" Overall Depth: 27¼"	Seat Height: 19½" Seat Width: 19½"/42¼" Seat Depth: 20"	3541	3961	4381	4801	5221
	42" Bariatric/Guest Seat: Upholstered Back: Upholstered Armcaps: None	SCSAMB-01 42P	78	Overall Height: 32¾" Overall Width: 66¾" Overall Depth: 27¼"	Seat Height: 19½" Seat Width: 42¼"/19½" Seat Depth: 20"	3387	3807	4227	4647	5067
	42" Bariatric/Guest Seat: Upholstered Back: Upholstered Armcaps: Urethane	SCSAMB-09 42P	81	Overall Height: 32¾" Overall Width: 67½" Overall Depth: 27¼"	Seat Height: 19½" Seat Width: 42¼"/19½" Seat Depth: 20"	3541	3961	4381	4801	5221

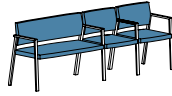
COM Yardage
Refer to page 446.

Finish Options
Powder Coat - Premium..... **Price**
\$ 165

Custom Charges
Powder Coat Alternative (per color) **Code** **Price**
OPA call

Socius

Tandem 42" Bariatric
Powder Coat

**VERSTEEL****Questions?**

800 876 2120

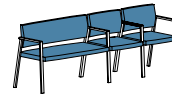
	Description	Model#	Product Wt	Dimensions	material / fabric grade >	Standard Powder Coat				
						2/COM	3	4	5	6
	Guest/Guest/42\" Bariatric Seat: Upholstered Back: Upholstered Armcaps: None	SCSAMB-01 PP42	110	Overall Height: 32¾\" Overall Width: 88\" Overall Depth: 27¾\"	Seat Height: 19½\" Seat Width: 19½\"/19½\"/42¼\" Seat Depth: 20\"	3935	4439	4943	5447	5951
	Guest/Guest/42\" Bariatric Seat: Upholstered Back: Upholstered Armcaps: Urethane	SCSAMB-09 PP42	113	Overall Height: 32¾\" Overall Width: 88¾\" Overall Depth: 27¾\"	Seat Height: 19½\" Seat Width: 19½\"/19½\"/42¼\" Seat Depth: 20\"	4141	4645	5149	5653	6157
	42\" Bariatric/Guest/Guest Seat: Upholstered Back: Upholstered Armcaps: None	SCSAMB-01 42PP	110	Overall Height: 32¾\" Overall Width: 88\" Overall Depth: 27¾\"	Seat Height: 19½\" Seat Width: 42¼\"/19½\"/19½\" Seat Depth: 20\"	3935	4439	4943	5447	5951
	42\" Bariatric/Guest/Guest Seat: Upholstered Back: Upholstered Armcaps: Urethane	SCSAMB-09 42PP	113	Overall Height: 32¾\" Overall Width: 88¾\" Overall Depth: 27¾\"	Seat Height: 19½\" Seat Width: 42¼\"/19½\"/19½\" Seat Depth: 20\"	4141	4645	5149	5653	6157
	Guest/42\" Bariatric/Guest Seat: Upholstered Back: Upholstered Armcaps: None	SCSAMB-01 P42P	110	Overall Height: 32¾\" Overall Width: 88\" Overall Depth: 27¾\"	Seat Height: 19½\" Seat Width: 19½\"/42¼\"/19½\" Seat Depth: 20\"	3935	4439	4943	5447	5951
	Guest/42\" Bariatric/Guest Seat: Upholstered Back: Upholstered Armcaps: Urethane	SCSAMB-09 P42P	113	Overall Height: 32¾\" Overall Width: 88¾\" Overall Depth: 27¾\"	Seat Height: 19½\" Seat Width: 19½\"/42¼\"/19½\" Seat Depth: 20\"	4141	4645	5149	5653	6157

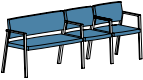
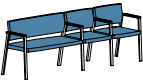
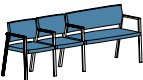
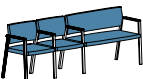
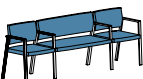
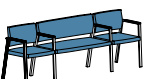
COM Yardage

Refer to page 446.

To Order, Specify...

- ① Model Number
- ② Frame Color
- ③ Upholstery Selection
- ④ Urethane Armcap Color



	Description	Model#	Product Wt	Dimensions	material / fabric grade >	Chrome, Nickel + Transparent				
						2/COM	3	4	5	6
	Guest/Guest/42" Bariatric Seat: Upholstered Back: Upholstered Armcaps: None	SCSAMB-01 PP42	110	Overall Height: 32¾" Overall Width: 88" Overall Depth: 27¼"	Seat Height: 19½" Seat Width: 19½"/19½"/42¼" Seat Depth: 20"	4551	5055	5559	6063	6567
	Guest/Guest/42" Bariatric Seat: Upholstered Back: Upholstered Armcaps: Urethane	SCSAMB-09 PP42	113	Overall Height: 32¾" Overall Width: 88¾" Overall Depth: 27¼"	Seat Height: 19½" Seat Width: 19½"/19½"/42¼" Seat Depth: 20"	4757	5261	5765	6269	6773
	42" Bariatric/Guest/Guest Seat: Upholstered Back: Upholstered Armcaps: None	SCSAMB-01 42PP	110	Overall Height: 32¾" Overall Width: 88" Overall Depth: 27¼"	Seat Height: 19½" Seat Width: 42¼"/19½"/19½" Seat Depth: 20"	4551	5055	5559	6063	6567
	42" Bariatric/Guest/Guest Seat: Upholstered Back: Upholstered Armcaps: Urethane	SCSAMB-09 42PP	113	Overall Height: 32¾" Overall Width: 88¾" Overall Depth: 27¼"	Seat Height: 19½" Seat Width: 42¼"/19½"/19½" Seat Depth: 20"	4757	5261	5765	6269	6773
	Guest/42" Bariatric/Guest Seat: Upholstered Back: Upholstered Armcaps: None	SCSAMB-01 P42P	110	Overall Height: 32¾" Overall Width: 88" Overall Depth: 27¼"	Seat Height: 19½" Seat Width: 19½"/42¼"/19½" Seat Depth: 20"	4551	5055	5559	6063	6567
	Guest/42" Bariatric/Guest Seat: Upholstered Back: Upholstered Armcaps: Urethane	SCSAMB-09 P42P	113	Overall Height: 32¾" Overall Width: 88¾" Overall Depth: 27¼"	Seat Height: 19½" Seat Width: 19½"/42¼"/19½" Seat Depth: 20"	4757	5261	5765	6269	6773

COM Yardage
Refer to page 446.

Finish Options
Powder Coat - Premium..... **Price**
\$ 165

Custom Charges
Powder Coat Alternative (per color) **Code Price**
OPA call


Maker Utility Stool Construction + Finish

Seats are 1" thick Birch plywood with a Clear Gloss or Clear Matte finish. Alternate Wood Finishes are available with an upcharge. ABS knock in glides. Stools are available in 18", 24" and 29" fixed and adjustable heights. The Adjustable height stools have a maximum height adjustment of 1 1/2".

Maker Utility + Maker A Bench Construction

The Maker Project Utility and Maker A Maple butcher block benches are 1 3/4" thick, constructed with kiln-dried, uniform-width staves face-glued in a continuous length pattern. The seat height for the bench is 18". Upholstered seat cushions may be ordered for the Maker Utility bench. If desired the Maker A bench may be specified with a fully upholstered seat.

Maker Chair + Stool Construction

The Maker Project Maple butcher block chair and stool seat and back are 1" thick, constructed with kiln-dried, uniform-width staves face-glued in a continuous length pattern. The 3/4" square tube frame has ABS knock in glides. The seat height for the chair is 18" with two stool seat heights of 24" and 29".

Finish + Sheen

The Maple butcher block bench, chair and stools are standard with a Clear Gloss or Clear Matte finish. Alternate wood finishes are available. An upcharge will apply when an alternate wood finish is specified.

Quickship Program

Available for select products in The Maker Project series, see pricing pages.

The Versteel Quickship Program consists of up to 50 tables, 25 tables with modesty panels or 100 chairs in 10 working days from time of order (received by 12pm EST). Orders must be accompanied by final material and finish specifications for order entry. They must be clearly marked "Quickship" and consist of products from the program. Quickship orders cannot be changed or cancelled, and credit approval must be acquired within 24 hours.

For additional information see Versteel.com.
base style, contact Versteel Customer Service at 800.876.2120.

Additional information regarding warranty, terms and conditions, shipping, care and maintenance, etc. can be found on pages 2-6 of the All Seating price list.

Shipping Schedule

Standard Items

Tables + Benches	5 WEEKS
Stools	3 WEEKS
Seating	3-4 WEEKS
Quickship Products	10 WORKING DAYS

Contact Versteel Customer Service for special lead time requests.

NOTE ORDERS WITH COM UPHOLSTERY WILL BE SCHEDULED UPON RECEIPT OF COM UPHOLSTERY YARDAGE

BIFMA

All Versteel products are constructed to pass the relevant ANSI/ BIFMA standards. For more detailed specifications by series and base style, contact Versteel Customer Service at 800.876.2120.

Additional information regarding warranty, terms and conditions, shipping, care and maintenance, etc. can be found on pages 2-6 of the All Seating price list.

Standard Versteel Upholstery

Standard Versteel Upholstery offers a range of materials, from fabrics in a variety of colors and textures to vinyls for soil resistance. Please refer to Versteel's fabric cards or the "Materials + Finishes" section of our website for information.

Grade-In Upholstery

Versteel has coordinated with upholstery manufacturers to simplify your order process. Many of the manufacturers' offerings have been pre-approved for application on Versteel Seating.

Contact Versteel Customer Service with your selected fabric choice to be graded in. You will be supplied with the appropriate grade-in designator. On your purchase order, complete the information with the pattern name, color description and grade-in designator, and Versteel will take it from there.

Customer's Own Material

Customer's Own Materials (COM's) are not an issue on The Maker Project. Many COM's are pre-approved for application on Versteel Seating. Call Versteel Customer Service with your COM selection to determine if it has been pre-approved. If your selection has not been pre-approved, reference the "Receiving COM Approval" section below.

Receiving COM Approval

Not all materials are suitable for upholstery on The Maker Project. A 12" x 12" memo sample must be supplied for approval before a COM material is accepted for an order. If the material is directional in pattern or weave, the pattern repeat (in inches) in both directions or the weave direction must be supplied.

Excess COM

Versteel will not store excess COM for more than 30 days after the order has been completed. If excess material is to be returned after order completion, send the request to Versteel Customer Service prior to acknowledged ship date. It is the customer's responsibility to arrange for the return of the material "freight collect."

COM Requiring Application Test

If an application test is required for your selected COM, send test sample material along with the following.

1. Name and return address
2. Model selected
3. Sketch showing special requirements for the positioning of the materials' pattern on the seat and ledge, if special considerations are required.

NOTE ALL UPHOLSTERIES ARE CUT UP THE ROLL TO MAXIMIZE YIELD AND WEAR PERFORMANCE

Ship COM to:

Versteel
2332 Cathy Lane
Jasper, IN 47546

COM must be shipped to the factory with transportation costs "prepaid." If material is considered defective or unusable, it will be returned "transportation collect."

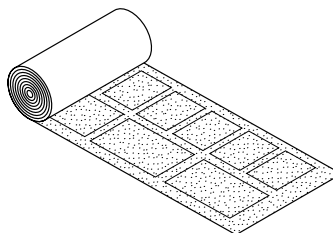
For standard lead time orders, tag fabric with purchase order number and identify with project number if possible.

Application of Directional Fabrics

Due to the upholstering process, some fabrics not considered directional by the supplier may be considered directional by Versteel.

All COM's are cut "up the roll" unless otherwise directed by the customer (see illustration below).

EXAMPLE PATTERN CUT UP THE ROLL



If special cutting or upholstery application is required, you must indicate requirement at time of order entry.

Companion COM Yardage Requirements

COM yardage requirements are calculated for chairs and stools based on a material width of 54" and a repeat of 2" or less. For material less than 54" wide, contact Versteel for yardage requirements. Use the chart below as a guide to calculate your COM yardage. For quantities greater than 20 chairs or stools, contact Versteel Customer Service for calculation of COM yardage by model.

Quantity of Units	1	2	3	4	5	6	7	8	9	10	11	12	13	14	15	16	17	18	19	20
Bench Cushion																				
Upholstered	1.5	2.0	2.5	3.5	4.0	4.5	5.0	5.5	6.5	7.0	7.5	8.0	9.0	9.5	10.0	10.5	11.0	12.0	12.5	13.0
Maker A Bench																				
Upholstered Seat - 1 Seat	1.0	1.5	2.0	2.5	3.0	3.5	4.0	4.5	5.0	5.5	6.0	6.5	7.0	7.5	8.0	8.5	8.5	9.5	9.5	10.0
Upholstered Seat - 2 Seats	1.5	2.5	3.5	4.0	5.0	5.5	6.5	7.0	9.0	10.0	10.5	11.5	12.5	13.0	14.0	14.5	15.0	15.5	16.5	18.0
Upholstered Seat - 3 Seats	2.0	3.5	4.5	6.0	7.5	8.5	10.0	11.5	12.5	14.5	16.0	17.0	19.0	20.5	21.5	23.0	24.5	25.5	27.5	29.0

Patterned COM Additional Yardage Guide

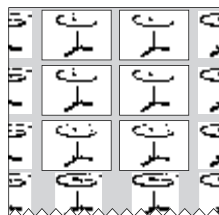
Use the guide below to aid in ordering the appropriate COM fabric when needing to match a pattern with a repeat. To use this guide, add the vertical and horizontal repeats together (e.g. a 5" vertical repeat plus an 11" horizontal repeat gives a 16" total). Then find the appropriate entry on the chart, and increase the yardage estimate by the percentage indicated.

For example: The yardage estimate is 8 yards of 54" wide fabric and the pattern has a repeat of 11" horizontal and 5" vertical. Add up the repeats (11" + 5" = 16") and find the appropriate entry - 15% in this example. Fifteen percent more fabric is required to match the pattern. 8 yards plus an extra 15% is 9.2 yards.

Fabric Width	Plain Fabric	3" - 14" Repeat	15" - 19" Repeat	20" - 27" Repeat	28" - 36" Repeat	37" - 45" Repeat	46" - 54" Repeat
54"	0%	10%	15%	20%	25%	30%	35%
50" - 52"	10%	20%	25%	30%	35%	40%	45%

Decorative Patterns

Yardage requirements are greatly affected by the size of the repeat and the print or pattern of the material. Versteel cuts all seating patterns with aesthetic concerns in mind for high quality and consistency. Refer to the COM listing for the yardage required for pattern repeat.



To Order, Specify...

- 1 Model Number
- 2 Wood Finish
- 3 Frame Color
- 4 Upholstery Selection

model number		finish selections			additional options				
<u>MKL-67S24</u>		/	<u>MCL2</u>	/	<u>PCRY</u>	/	<u>----</u>		
model number			wood finish		frame color		upholstery selection		additional options

A **MKL-67S24** is a The Maker Project series utility stool with a static seat, 24" seat height.

The codes **MCL2** / **PCRY** specify a Clear Matte wood finish with a Crystal frame color.

Model Number **MKL-67S24**



Orders may be sent via

Mailing Address

Versteel
2332 Cathy Lane
Jasper IN 47546

Contact Versteel

Email contact@versteel.com
Phone 800 876 2120
812 634 2120

Finish + Sheen

Stools, Chairs and Benches can be specified in either a Clear Matte (MCL2) or Clear Gloss (MCL3) finish.

Alternate wood finishes are available. An upcharge will apply when an alternate wood finish is specified, please reference individual pricing pages.

Alternate Wood Finishes*

Beach.WBEA
Blossom CherryWBLC
Brighton WalnutWBRW
Caramel MapleWCMM
Chestnut.WCHE
Cordovan CherryWCNC
DriftWDRI
Espresso Walnut.WESW
FawnWFAW
FogWFOG
Forest.WFOR
Golden CherryWGNC
Java Cherry.WJAC
Millwork Cherry.WMWC
PebbleWPEB
SeasideWSEA
Solar Maple.WSLM
Sugar MapleWSUM
Terra CottaWTEC
WhisperWWHI
Stain Finish Match.OSM

*Finishes will vary from standard Versteel product when applied to Butcher Block or Birch.

Metal Processing

Studio Steel® is Versteel's "urban fabrication" process which leaves the telltale signs of welding and assembly on the surface, highlighting a manufacturing aesthetic. Choosing a clear or transparent powder coat is recommended, allowing tonal striations (created as a result of extreme heat), natural textures, and the inherent qualities of raw steel to show through.

Powder Coat Finishes

All powder coat finishes in the Versteel offering have been formulated with the use of epoxy, polyester or epoxy and polyester blends to maximize the finish durability.

Powder Coat - Standardn/c
Powder Coat - Premium.	\$165 per chair

The Maker Project Powder Coat Colors

Alloy.PALY	MintPMNT
AmethystPAME	NavyPNAV
Anthracite.PANT	Nimbus.PNIM
Black Anodized.PBLA	NutmegPNUT
BronzePBRO	⬢ PacificPPAC
CalypsoPCAL	PearlPPEA
Carbon.PCAR	PebblePPEB
ChampagnePCHA	⬢ PlatinumPPLA
CoconutPCOC	Poppy.PPOP
⬢ Copper.PCOP	⬢ Raven.PRAV
CrimsonPCRI	RoyalPROY
⬢ CrystalPCRY	SeasidePSEA
Daffodil.PDAF	ShipyardPSHI
Ebony.PEBO	SilverPSIL
Forest.PFOR	SnowPSNO
FossilPFOS	StonePSTO
⬢ GarnetPGAR	Storm.PSTM
⬢ Gold.PGOL	Terra CottaPTEC
GraphitePGRA	WhisperPWHI
⬢ HopePHOP	White LinenPWHL
Kelly GreenPKEG	Powder Coat AlternativeOPA
⬢ MattePMAT		
Mica.PMIC		

Transparent Powder Coats (indicated by ⬢)

Please note that the transparent characteristics of these powders allow all natural welds and textures inherent to raw steel to be visible.

Premium Powder Coats (indicated by ⬢)

Versteel's premium process uses specially formulated powder coats for a truly unique color palette.

Finish Reference & Samples

For finish color reference, please refer to our website. Contact Versteel Customer Service to receive actual color samples for color matches and final color approval.

Powder Coat Alternative**Call for quotation**

Specify code **OPA** (*Powder Coat Alternative*), add cost from Versteel quotation

Powder Coat Alternative is available from Versteel. The entire RAL color reference along with hundreds of other color and finishes are available.

For Powder Coat Alternative matching, you must supply a color reference sample, or an RAL number. Versteel will review the sample for possible existing colors available and send a sample for customer approval. If no color match exists a custom match can be developed. Call Versteel Customer Service for associated upcharges on custom color development.

NOTE CUSTOM COLOR MATCHING APPROVALS MAY AFFECT STANDARD PRODUCTION SCHEDULES

Stain Finish Match

\$996 / one time charge per finish, per order

Specify code **OSM** (*Stain Finish Match*), add \$996.00 list per finish, per order

Alternative Stain Finishes are available. For Stain Finish Matching you must supply two 4" x 4" finish color and grain reference samples. An expertly finish matched sample will be provided for customer approval.

NOTE CUSTOM COLOR MATCHING APPROVALS MAY AFFECT STANDARD PRODUCTION SCHEDULES



The Maker Project

Utility Stool
Static + Adjustable/Swivel Seat



VERSTEEL







Questions?

800 876 2120

Quickship Program Product




material >

Wood

	Description	Model#	Product Wt	Dimensions	
	Static Stool 18" Seat Height Seat: Wood	MKL-67S18	21	Overall Height: 18" Overall Width: 17½" Overall Depth: 17½"	515
	Static Stool 24" Seat Height Seat: Wood	MKL-67S24	25	Overall Height: 24" Overall Width: 20" Overall Depth: 20"	533
	Static Stool 29" Seat Height Seat: Wood	MKL-67S29	26	Overall Height: 29" Overall Width: 22½" Overall Depth: 22½"	537
	Adjustable/Swivel Stool 18" Seat Height Seat: Wood	MKL-67AS18	25	Overall Height: 19½" Overall Width: 17½" Overall Depth: 17½"	702
	Adjustable/Swivel Stool 24" Seat Height Seat: Wood	MKL-67AS24	29	Overall Height: 25½" Overall Width: 20½" Overall Depth: 20½"	719
	Adjustable/Swivel Stool 29" Seat Height Seat: Wood	MKL-67AS29	30	Overall Height: 30½" Overall Width: 22¼" Overall Depth: 22¼"	725

To Order, Specify...

- 1 Model Number
- 2 Wood Finish
- 3 Frame Color

	Description	Model#	Product Wt	Dimensions		Butcher Block
	Chair Seat: Wood Back: Wood	MKS-07	21	Overall Height: 31 $\frac{1}{4}$ " Overall Width: 17 $\frac{1}{2}$ " Overall Depth: 20"	Seat Height: 18" Seat Width: 17 $\frac{1}{2}$ " Seat Depth: 16"	858
	Stool 24" Seat Height Seat: Wood Back: Wood	MKS-07S24	23	Overall Height: 35 $\frac{3}{4}$ " Overall Width: 17 $\frac{1}{2}$ " Overall Depth: 20"	Seat Height: 24" Seat Width: 17 $\frac{1}{2}$ " Seat Depth: 16"	902
	Stool 24" Seat Height Seat: Wood Back: Wood	MKS-07S29	25	Overall Height: 40 $\frac{3}{4}$ " Overall Width: 17 $\frac{1}{2}$ " Overall Depth: 20 $\frac{3}{4}$ "	Seat Height: 29" Seat Width: 17 $\frac{1}{2}$ " Seat Depth: 16"	918

Finish Options	Price
Powder Coat - Standard	n/c
Powder Coat - Premium.....	\$ 165

Finish Options (Utility Stool)	Price
Clear Matte/Clear Gloss Wood Finish - Standard	n/c
Alternate Wood Finish.....	\$ 77


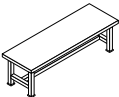
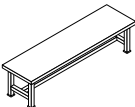

Finish Options (Chair + Stool)	
Clear Matte/Clear Gloss Wood Finish - Standard	n/c
Alternate Wood Finish.....	\$ 175

Custom Charges	Code	Price
Powder Coat Alternative (per color)	OPA	call
Stain Finish Match (per finish).....	OSM	\$ 957



Questions?

800 876 2120

material / fabric grade >						Butcher Block	2/COM	3	4	5	6
Description	Model#	Product Wt	Dimensions								
 Bench 48" Long Seat: Wood	MKL2048-67	106	Overall Height: 18"	Overall Width: 48"	Overall Depth: 20"	2829					
 Bench 60" Long Seat: Wood	MKL2060-67	113	Overall Height: 18"	Overall Width: 60"	Overall Depth: 20"	3191					
 Bench 72" Long Seat: Wood	MKL2072-67	130	Overall Height: 18"	Overall Width: 72"	Overall Depth: 20"	3553					
 Maker Bench Cushion (only) Upholstered	AMKC1820	5	Overall Width: 20"	Overall Depth 18"			167	221	275	329	384





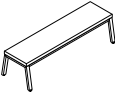
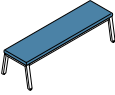
COM Yardage
Refer to page 479.

Bench To Order, Specify...

- 1 Model Number
- 2 Wood Finish or Upholstery Selection
- 3 Frame Color

Cushion To Order, Specify...

- 1 Model Number
- 2 Upholstery Selection

						material / fabric grade >					
	Description	Model#	Product Wt	Dimensions		Butcher Block	2/COM	3	4	5	6
	Bench 18" Long Seat: Wood	MKA1618-67	52	Overall Height: 16½"	Seat Height: 16½"	2233					
	Bench 18" Long Seat: Upholstered	MKA1618-61	44	Overall Height: 18½"	Seat Height: 18½"		2259	2352	2446	2540	2636
	Bench 40" Long Seat: Wood	MKA1640-67	81	Overall Height: 16½"	Seat Height: 16½"	2800					
	Bench 40" Long Seat: Upholstered	MKA1640-61	64	Overall Height: 18½"	Seat Height: 18½"		2557	2745	2932	3119	3310
	Bench 63" Long Seat: Wood	MKA1663-67	112	Overall Height: 16½"	Seat Height: 16½"	3343					
	Bench 63" Long Seat: Upholstered	MKA1663-61	85	Overall Height: 18½"	Seat Height: 18½"		2870	3153	3434	3716	3998
COM Yardage Refer to page 479.											

Finish Options	Price
Powder Coat - Standard	n/c
Powder Coat - Premium.....	\$ 165

Finish Options (Bench)	Price
Clear Matte/Clear Gloss Wood Finish - Standard	n/c
Alternate Wood Finish.....	\$ 369

Custom Charges	Code	Price
Powder Coat Alternative (per color)	OPA	call
Stain Finish Match (per finish).....	OSM	\$ 957

**Specifications**

4-leg base, armless with a quarter cut ash formed plywood shell. Available with a wood seat and back or with an upholstered seat pad.

Features

Thea chairs feature a keyhole back, waterfall seat and elliptical legs with round polycarbonate glides.

Shipping Schedule

All Seating

4-5 WEEKS

Contact Versteel Customer Service for special lead time requests.

NOTE CHAIR ORDERS WITH COM UPHOLSTERY WILL BE SCHEDULED UPON RECEIPT OF COM UPHOLSTERY YARDAGE

BIFMA

All Versteel products are constructed to pass the relevant ANSI/BIFMA standards. For more detailed specifications by series and base style, contact Versteel Customer Service at 800.876.2120.

Additional information regarding warranty, terms and conditions, shipping, care and maintenance, etc. can be found in the All Seating price list.

Standard Versteel Upholstery

Standard Versteel Upholstery offers a range of materials, from fabrics in a variety of colors and textures to vinyls for soil resistance. Please refer to Versteel's fabric cards or the "Materials + Finishes" section of our website for information.

Grade-In Upholstery

Versteel has coordinated with upholstery manufacturers to simplify your order process. Many of the manufacturers' offerings have been pre-approved for application on Versteel Seating.

Contact Versteel Customer Service with your selected fabric choice to be graded in. You will be supplied with the appropriate grade-in designator. On your purchase order, complete the information with the pattern name, color description and grade-in designator, and Versteel will take it from there.

Customer's Own Material

Customer's Own Materials (COM's) are not an issue on Thea. Many COM's are pre-approved for application on Versteel Seating. Call Versteel Customer Service with your COM selection to determine if it has been pre-approved. If your selection has not been pre-approved, reference the "Receiving COM Approval" section below.

Receiving COM Approval

Not all materials are suitable for upholstery on Thea. A 12" x 12" memo sample must be supplied for approval before a COM material is accepted for an order. If the material is directional in pattern or weave, the pattern repeat (in inches) in both directions or the weave direction must be supplied.

Excess COM

Versteel will not store excess COM for more than 30 days after the order has been completed. If excess material is to be returned after order completion, send the request to Versteel Customer Service prior to acknowledged ship date. It is the customer's responsibility to arrange for the return of the material "freight collect."

COM Requiring Application Test

If an application test is required for your selected COM, send test sample material along with the following.

1. Name and return address
2. Model selected
3. Sketch showing special requirements for the positioning of the materials' pattern on the seat and ledge, if special considerations are required.

NOTE ALL UPHOLSTERIES ARE CUT UP THE ROLL TO MAXIMIZE YIELD AND WEAR PERFORMANCE

Ship COM to:

Versteel
2332 Cathy Lane
Jasper, IN 47546

COM must be shipped to the factory with transportation costs "prepaid." If material is considered defective or unusable, it will be returned "transportation collect."


For standard lead time orders, tag fabric with purchase order number and identify with project number if possible.

Application of Directional Fabrics

Due to the upholstering process, some fabrics not considered directional by the supplier may be considered directional by Versteel.

All COM's are cut "up the roll" unless otherwise directed by the customer (see illustration below).

EXAMPLE PATTERN CUT UP THE ROLL



If special cutting or upholstery application is required, you must indicate requirement at time of order entry.

Thea COM Yardage Requirements

COM yardage requirements are calculated for chairs and stools based on a material width of 54" and a repeat of 2" or less. For material less than 54" wide, contact Versteel for yardage requirements. Use the chart below as a guide to calculate your COM yardage. For quantities greater than 20 chairs, contact Versteel Customer Service for calculation of COM yardage by model.

Quantity of Chairs	1	2	3	4	5	6	7	8	9	10	11	12	13	14	15	16	17	18	19	20
Thea																				
Upholstered Seat Only	1.0	1.5	1.5	2.0	2.5	2.5	3.5	3.5	4.0	4.0	4.5	4.5	5.0	5.5	5.5	6.0	6.5	6.5	7.0	7.5

Patterned COM Additional Yardage Guide

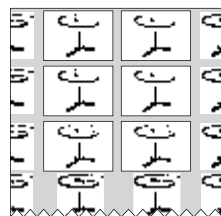
Use the guide below to aid in ordering the appropriate COM fabric when needing to match a pattern with a repeat. To use this guide, add the vertical and horizontal repeats together (e.g. a 5" vertical repeat plus an 11" horizontal repeat gives a 16" total). Then find the appropriate entry on the chart, and increase the yardage estimate by the percentage indicated.

For example: The yardage estimate is 8 yards of 54" wide fabric and the pattern has a repeat of 11" horizontal and 5" vertical. Add up the repeats ($11" + 5" = 16"$) and find the appropriate entry - 15% in this example. Fifteen percent more fabric is required to match the pattern. 8 yards plus an extra 15% is 9.2 yards.

Fabric Width	Plain Fabric	3" - 14" Repeat	15" - 19" Repeat	20" - 27" Repeat	28" - 36" Repeat	37" - 45" Repeat	46" - 54" Repeat
54"	0%	10%	15%	20%	25%	30%	35%
50" - 52"	10%	20%	25%	30%	35%	40%	45%

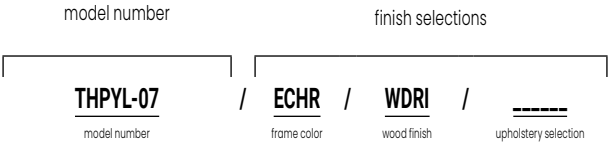
Decorative Patterns

Yardage requirements are greatly affected by the size of the repeat and the print or pattern of the material. Versteel cuts all seating patterns with aesthetic concerns in mind for high quality and consistency. Refer to the COM listing for the yardage required for pattern repeat.



To Order, Specify...

- 1 Model Number
- 2 Frame Color
- 3 Wood Finish
- 4 Upholstery Selection



A THPYL-07 is a Thea series, armless 4-leg chair with wood seat and back.

The codes ECHR / WDRI specify a Chrome frame and Drift wood finish.

Model Number THPYL-07



Orders may be sent via

Mailing Address

Versteel
2332 Cathy Lane
Jasper IN 47546

Contact Versteel

Email	contact@versteel.com
Phone	800 876 2120
	812 634 2120

Powder Coat Finishes

All powder coat finishes in the Versteel offering have been formulated with the use of epoxy, polyester or epoxy and polyester blends to maximize the finish durability.

Powder Coat – Standardn/c
Powder Coat – Premium. \$165 per chair

Thea Powder Coat Colors

Alloy.	PALY	Mint	PMNT
Amethyst	PAME	Navy	PNAV
Anthracite.	PANT	Nimbus.	PNIM
Black Anodized.	PBLA	Nutmeg	PNUT
Bronze	PBRO	◆ Pacific	PPAC
Calypso	PCAL	Pearl	PPEA
Carbon.	PCAR	Pebble	PPEB
Champagne	PCHA	◆ Platinum.	PPLA
Coconut	PCOC	Poppy.	PPOP
◆ Copper.	PCOP	◆ Raven.	PRAV
Crimson	PCRI	Royal	PROY
◆ Crystal	PCRY	Seaside	PSEA
Daffodil.	PDAF	Shipyard.	PSHI
Ebony.	PEBO	Silver	PSIL
Forest.	PFOR	Snow	PSNO
Fossil	PFOS	Stone	PSTO
◆ Garnet	PGAR	Storm.	PSTM
◆ Gold.	PGOL	Terra Cotta	PTEC
Graphite	PGRA	Whisper	PWHI
◆ Hope	PHOP	White Linen	PWHL
Kelly Green	PKEG	Powder Coat Alternative .	OPA
◆ Matte	PMAT		
Mica.	PMIC		

Transparent Powder Coats (indicated by ◆)

Please note that the transparent characteristics of these powders allow all natural welds and textures inherent to raw steel to be visible.

Premium Powder Coats (indicated by ●)

Versteel's premium process uses specially formulated powder coats for a truly unique color palette.

Plated

Versteel offers two plated options: Chrome and Nickel. Chrome is our most durable finish available and is a deep luster chrome plated finish. Nickel is a plated finish with a clear coat applied for durability. An upcharge applies for plated finishes. See product pricing pages for upcharge.

Chrome ECHR
Nickel ENKL

Thea Seats & Backs

Seat and back are a molded multi-ply maple core with quarter-cut reconstituted Ash veneer.

Wood Finish

Versteel uses a post-catalyst varnish NDF topcoat that meets AWI (Architectural Woodwork Institute) TR6 performance standards.

Thea Wood Finishes

Beach.	WBEA	Golden Cherry	WGNC
Blossom Cherry	WBLC	Java Cherry.	WJAC
Brighton Walnut	WBRW	Millwork Cherry.	WMWC
Caramel Maple	WCMM	Pebble	WPEB
Chestnut.	WCHE	Seaside	WSEA
Cordovan Cherry	WCNC	Solar Maple	WSLM
Drift	WDRI	Sugar Maple	WSUM
Espresso Walnut.	WESW	Terra Cotta	WTEC
Fawn	WFAW	Whisper	WWHI
Fog	WFOG	Stain Finish Match.	OSM
Forest.	WFOR		

Finish Reference & Samples

For finish color reference, please refer to our website. Contact Versteel Customer Service to receive actual color samples for color matches and final color approval.

Powder Coat Alternative**Call for quotation**

Specify code **OPA** (*Powder Coat Alternative*), add cost from Versteel quotation

Powder Coat Alternative is available from Versteel. The entire RAL color reference along with hundreds of other color and finishes are available.

For Powder Coat Alternative matching, you must supply a color reference sample, or an RAL number. Versteel will review the sample for possible existing colors available and send a sample for customer approval. If no color match exists a custom match can be developed. Call Versteel Customer Service for associated upcharges on custom color development.

NOTE CUSTOM COLOR MATCHING APPROVALS MAY AFFECT STANDARD PRODUCTION SCHEDULES

Stain Finish Match

\$996 / one time charge per finish, per order

Specify code **OSM** (*Stain Finish Match*), add \$996.00 list per finish, per order

Alternative Stain Finishes are available. For Stain Finish Matching you must supply two 4" x 4" finish color and grain reference samples. An expertly finish matched sample will be provided for customer approval.

NOTE CUSTOM COLOR MATCHING APPROVALS MAY AFFECT STANDARD PRODUCTION SCHEDULES



Thea
4-Leg Base
Armless



VERSTEEL

Questions?

800 876 2120

material / fabric grade >						Ply	2/COM	3	4	5	6
Description	Model#	Product Wt	Dimensions								
 4-Leg Base Shell: Ply	THPYL-07	17	Overall Height: 32½"	Overall Width: 19½"	Overall Depth: 22¾"	917					
 4-Leg Base Shell: Ply Seat: Upholstered Pad	THPYL-04	19	Overall Height: 32½"	Overall Width: 19½"	Overall Depth: 22¾"		1155	1162	1176	1180	1187

COM Yardage
Refer to page 491.

- To Order, Specify...
- 1 Model Number
 - 2 Frame Color
 - 3 Wood Finish
 - 4 Upholstery Selection

Finish Options	Price
Chrome	\$ 165
Nickel.....	\$ 223
Powder Coat - Standard	n/c
Powder Coat - Premium.....	\$ 165

Custom Charges	Code	Price
Powder Coat Alternative (per color)	OPA	call
Stain Finish Match (per finish).....	OSM	\$ 996



Troupe seating was designed to be used with Troupe Gathering or Troupe Inline tables, however its design allows it to be paired with many Versteel table series.

Construction

Seats are 14" in diameter with a 1" thick Birch plywood Matte or Clear Gloss finish. Alternate Wood Finishes are available with an upcharge. Stools and benches have threaded glides with a nylon base. Stools are available in 18", 24" and 30" heights. The bench, available in 48", 60" and 72" lengths, has a seat height of 18".

Shipping Schedule

Stools	4 WEEKS
Benches	4 WEEKS
Quickship Products	10 WORKING DAYS

Contact Versteel Customer Service for special lead time requests.

NOTE ORDERS WITH COM UPHOLSTERY WILL BE SCHEDULED UPON RECEIPT OF COM UPHOLSTERY YARDAGE

BIFMA

All Versteel products are constructed to pass the relevant ANSI/BIFMA standards. For more detailed specifications by series and base style, contact Versteel Customer Service at 800.876.2120.

Additional information regarding warranty, terms and conditions, shipping, care and maintenance, etc. can be found in the All Seating price list.

Quickship Program

Available for select products in the Troupe series, see pricing pages.

The Versteel Quickship Program consists of up to 50 tables, 25 tables with modesty panels or 100 chairs in 10 working days from time of order (received by 12pm EST). Orders must be accompanied by final material and finish specifications for order entry. They must be clearly marked "Quickship" and consist of products from the program. Quickship orders cannot be changed or cancelled, and credit approval must be acquired within 24 hours.

For additional information see Versteel.com.

Standard Versteel Upholstery

Standard Versteel Upholstery offers a range of materials, from fabrics in a variety of colors and textures to vinyls for soil resistance. Please refer to Versteel's fabric cards, upholstery options pages in the All Seating price list, or the "Materials and Finishes" section of our website for information.

Grade-In Upholstery

Versteel has coordinated with upholstery manufacturers to simplify your order process. Many of the manufacturers' offerings have been pre-approved for application on Versteel Seating.

Contact Versteel Customer Service with your selected fabric choice to be graded in. You will be supplied with the appropriate grade-in designator. On your purchase order, complete the information with the pattern name, color description and grade-in designator, and Versteel will take it from there.

Customer's Own Material

Customer's Own Materials (COM's) are not an issue on Troupe. Many COM's are pre-approved for application on Versteel Seating. Call Versteel Customer Service with your COM selection to determine if it has been pre-approved. If your selection has not been pre-approved, reference the "Receiving COM Approval" section below.

Receiving COM Approval

Not all materials are suitable for upholstery on Troupe. A 12" x 12" memo sample must be supplied for approval before a COM material is accepted for an order. If the material is directional in pattern or weave, the pattern repeat (in inches) in both directions or the weave direction must be supplied.

Excess COM

Versteel will not store excess COM for more than 30 days after the order has been completed. If excess material is to be returned after order completion, send the request to Versteel Customer Service prior to acknowledged ship date. It is the customer's responsibility to arrange for the return of the material "freight collect."

COM Requiring Application Test

If an application test is required for your selected COM, send test sample material along with the following.

1. Name and return address
2. Model selected
3. Sketch showing special requirements for the positioning of the materials' pattern on the seat and ledge, if special considerations are required.

NOTE ALL UPHOLSTERIES ARE CUT UP THE ROLL TO MAXIMIZE YIELD AND WEAR PERFORMANCE

Ship COM to:

Versteel
2332 Cathy Lane
Jasper, IN 47546

COM must be shipped to the factory with transportation costs "prepaid." If material is considered defective or unusable, it will be returned "transportation collect."

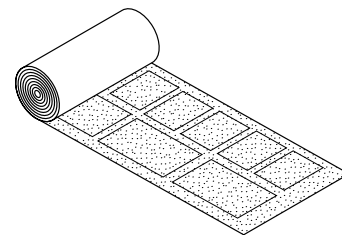
For standard lead time orders, tag fabric with purchase order number and identify with project number if possible.

Application of Directional Fabrics

Due to the upholstering process, some fabrics not considered directional by the supplier may be considered directional by Versteel.

All COM's are cut "up the roll" unless otherwise directed by the customer (see illustration below).

EXAMPLE PATTERN CUT UP THE ROLL



If special cutting or upholstery application is required, you must indicate requirement at time of order entry.

Troupe COM Yardage Requirements

COM yardage requirements are calculated for chairs and stools based on a material width of 54" and a repeat of 2" or less. For material less than 54" wide, contact Versteel for yardage requirements. Use the chart below as a guide to calculate your COM yardage. For quantities greater than 20 chairs or stools, contact Versteel Customer Service for calculation of COM yardage by model.

Quantity	1	2	3	4	5	6	7	8	9	10	11	12	13	14	15	16	17	18	19	20
Stool	1.0	1.0	1.0	1.0	1.0	1.5	2.0	2.0	2.5	2.5	2.5	3.0	3.0	3.0	3.5	3.5	3.5	4.0	4.0	4.0
48" Bench	2.0	2.0	4.0	4.0	4.0	6.0	6.0	6.0	8.0	8.0	8.0	10.0	10.0	10.0	12.0	12.0	12.0	14.0	14.0	14.0
60" Bench	2.0	2.0	4.0	4.0	4.0	6.0	6.0	6.0	8.0	8.0	8.0	10.0	10.0	10.0	12.0	12.0	12.0	14.0	14.0	14.0
72" Bench	2.5	2.5	5.0	5.0	5.0	7.5	7.5	7.5	10.0	10.0	10.0	12.5	12.5	12.5	15.0	15.0	15.0	17.5	17.5	17.5

Patterned COM Additional Yardage Guide

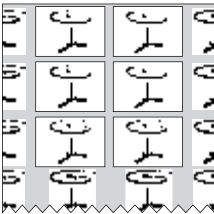
Use the guide below to aid in ordering the appropriate COM fabric when needing to match a pattern with a repeat. To use this guide, add the vertical and horizontal repeats together (e.g. a 5" vertical repeat plus an 11" horizontal repeat gives a 16" total). Then find the appropriate entry on the chart, and increase the yardage estimate by the percentage indicated.

For example: The yardage estimate is 8 yards of 54" wide fabric and the pattern has a repeat of 11" horizontal and 5" vertical. Add up the repeats (11" + 5" = 16") and find the appropriate entry - 15% in this example. Fifteen percent more fabric is required to match the pattern. 8 yards plus an extra 15% is 9.2 yards.

Fabric Width	Plain Fabric	3" - 14" Repeat	15" - 19" Repeat	20" - 27" Repeat	28" - 36" Repeat	37" - 45" Repeat	46" - 54" Repeat
54"	0%	10%	15%	20%	25%	30%	35%
50" - 52"	10%	20%	25%	30%	35%	40%	45%

Decorative Patterns

Yardage requirements are greatly affected by the size of the repeat and the print or pattern of the material. Versteel cuts all seating patterns with aesthetic concerns in mind for high quality and consistency. Refer to the COM listing for the yardage required for pattern repeat.



To Order, Specify...

- 1 Model Number
- 2 Wood Finish
- 3 Frame Color
- 4 Upholstery Selection



A **TPL-67S30** is a Troupe series stool, 30" tall with a wood seat.

The codes **MCL2** / **PPOP** specify a Clear Matte finish with a Poppy frame.

Model Number **TPL-67S30**



Orders may be sent via

Mailing Address

Versteel
2332 Cathy Lane
Jasper IN 47546

Contact Versteel

Email	contact@versteel.com
Phone	800 876 2120
	812 634 2120

Finish + Sheen

Stools and Benches can be specified in either a Clear Matte (MCL2) or Clear Gloss (MCL3) finish.

Alternate wood finishes are available. An upcharge of \$77 list for stools and \$369 list for benches will apply when an alternate wood finish is specified.

Alternate Wood Finishes*

Beach.	WBEA
Blossom Cherry	WBLC
Brighton Walnut	WBRW
Caramel Maple	WCMM
Chestnut.	WCHE
Cordovan Cherry	WCNC
Drift	WDRI
Espresso Walnut.	WESW
Fawn	WFAW
Fog	WFOG
Forest.	WFOR
Golden Cherry	WGNC
Java Cherry.	WJAC
Millwork Cherry.	WMWC
Pebble	WPEB
Seaside	WSEA
Solar Maple.	WSLM
Sugar Maple	WSUM
Terra Cotta	WTEC
Whisper	WWHI
Stain Finish Match.	OSM

*Finishes will vary from standard Versteel product when applied to birch plywood seats.

Powder Coat Finishes

All powder coat finishes in the Versteel offering have been formulated with the use of epoxy, polyester or epoxy and polyester blends to maximize the finish durability.

Powder Coat - Standardn/c
Powder Coat - Premium.	\$165 per chair

Powder Coat Colors

Alloy.	PALY	Navy	PNAV
Amethyst	PAME	Nimbus.	PNIM
Anthracite.	PANT	Nutmeg	PNUT
Black Anodized.	PBLA	Pearl	PPEA
Bronze	PBRO	Pebble	PPEB
Calypso	PCAL	Platinum	PPLA
Carbon.	PCAR	Poppy.	PPOP
Champagne	PCHA	Royal	PROY
Coconut	PCOC	Seaside	PSEA
Crimson	PCRI	Shipyard	PSHI
Daffodil.	PDAF	Silver	PSIL
Ebony.	PEBO	Snow	PSNO
Forest.	PFOR	Stone	PSTO
Fossil	PFOS	Storm.	PSTM
Graphite	PGRA	Terra Cotta	PTEC
Hope	PHOP	Whisper	PWHI
Kelly Green	PKEG	White Linen	PWHL
Mica.	PMIC	Powder Coat Alternative	OPA
Mint	PMNT		

Premium Powder Coats (indicated by P)

Versteel's premium process uses specially formulated powder coats for a truly unique color palette.

Finish Reference & Samples

For finish color reference, please refer to our website. Contact Versteel Customer Service to receive actual color samples for color matches and final color approval.

Powder Coat Alternative**Call for quotation**

Specify code **OPA** (*Powder Coat Alternative*), add cost from Versteel quotation

Powder Coat Alternative is available from Versteel. The entire RAL color reference along with hundreds of other color and finishes are available.

For Powder Coat Alternative matching, you must supply a color reference sample, or an RAL number. Versteel will review the sample for possible existing colors available and send a sample for customer approval. If no color match exists a custom match can be developed. Call Versteel Customer Service for associated upcharges on custom color development.

NOTE CUSTOM COLOR MATCHING APPROVALS MAY AFFECT STANDARD PRODUCTION SCHEDULES

Stain Finish Match

\$996 / one time charge per finish, per order

Specify code **OSM** (*Stain Finish Match*), add \$996.00 list per finish, per order

For Stain Finish Matching you must supply two 4" x 4" finish color and grain reference samples. An expertly finish matched sample will be provided for customer approval.

NOTE CUSTOM COLOR MATCHING APPROVALS MAY AFFECT STANDARD PRODUCTION SCHEDULES









Questions?

800 876 2120

Quickship Program Product

material / fabric grade >

Wood	2/COM	3	4	5	6
424					
	694	760	826	892	959
560					
	847	913	980	1046	1112
592					
	882	949	1015	1081	1147







Description	Model#	Product Wt	Dimensions
 Stool 18" Seat Height Seat: Wood	TPL-67S18	14	Overall Height: 18" Overall Width: 16 1/4" Overall Depth: 16 1/4" Seat Height: 18" Seat Width: 14" Seat Depth: 14"
 Stool 18" Seat Height Seat: Upholstered Pad	TPL-61S18	14	Overall Height: 18 1/2" Overall Width: 16 1/4" Overall Depth: 16 1/4" Seat Height: 18 1/2" Seat Width: 14" Seat Depth: 14"
 Stool 24" Seat Height Seat: Wood	TPL-67S24	17	Overall Height: 24" Overall Width: 18 1/2" Overall Depth: 18 1/2" Seat Height: 24" Seat Width: 14" Seat Depth: 14"
 Stool 24" Seat Height Seat: Upholstered Pad	TPL-61S24	17	Overall Height: 24 1/2" Overall Width: 18 1/2" Overall Depth: 18 1/2" Seat Height: 24 1/2" Seat Width: 14" Seat Depth: 14"
 Stool 30" Seat Height Seat: Wood	TPL-67S30	19	Overall Height: 30" Overall Width: 19 1/2" Overall Depth: 19 1/2" Seat Height: 30" Seat Width: 14" Seat Depth: 14"
 Stool 30" Seat Height Seat: Upholstered Pad	TPL-61S30	20	Overall Height: 30 1/2" Overall Width: 19 1/2" Overall Depth: 19 1/2" Seat Height: 30 1/2" Seat Width: 14" Seat Depth: 14"

COM Yardage
Refer to page 500.

Bench To Order, Specify...

- 1 Model Number
- 2 Wood Finish
- 3 Frame Color
- 4 Upholstery Selection



	Description	Model#	Product Wt	Dimensions	material / fabric grade >	Wood	2/COM	3	4	5	6
	Bench 48" Long Seat: Wood	TPL1648-67	34	Overall Height: 18" Overall Width: 47¼" Overall Depth: 15¼"	Seat Height: 18" Seat Width: 47¼" Seat Depth: 15¼"	1242					
	Bench 48" Long Seat: Upholstered Pad	TPL1648-61	36	Overall Height: 18½" Overall Width: 47¼" Overall Depth: 15¼"	Seat Height: 18½" Seat Width: 47¼" Seat Depth: 15¼"		1528	1597	1666	1735	1804
	Bench 60" Long Seat: Wood	TPL1660-67	40	Overall Height: 18" Overall Width: " Overall Depth: "	Seat Height: 18" Seat Width: 59¼" Seat Depth: 15¼"	1376					
	Bench 60" Long Seat: Upholstered Pad	TPL1660-61	43	Overall Height: 18½" Overall Width: 59¼" Overall Depth: 15¼"	Seat Height: 18½" Seat Width: 59¼" Seat Depth: 15¼"		1694	1762	1831	1897	1969
	Bench 72" Long Seat: Wood	TPL1672-67	46	Overall Height: 18" Overall Width: 71¼" Overall Depth: 15¼"	Seat Height: 18" Seat Width: 71¼" Seat Depth: 15¼"	1488					
	Bench 72" Long Seat: Upholstered Pad	TPL1672-61	49	Overall Height: 18½" Overall Width: 71¼" Overall Depth: 15¼"	Seat Height: 18½" Seat Width: 71¼" Seat Depth: 15¼"		1830	1898	1967	2037	2105

COM Yardage
Refer to page 500.

Finish Options	Price
Powder Coat - Standard	n/c
Powder Coat - Premium.....	\$ 165

Finish Options (Utility)	Price
Clear Matte/Clear Gloss Wood Finish - Standard	n/c
Alternate Wood Finish.....	\$ 77

Custom Charges	Code	Price
Powder Coat Alternative (per color)	OPA	call
Stain Finish Match (per finish).....	OSM	\$ 957

Finish Options (Bench)	Price
Clear Matte/Clear Gloss Wood Finish - Standard	n/c
Alternate Wood Finish.....	\$ 269

**Specifications**

Zayn 4-leg guest chairs, lounge chairs and stools are constructed from a steel tube frame with a reconstituted Quarter-Cut Ash plywood shell and molded polyurethane foam. Guest and lounge chairs are available with or without arms. All stools are armless and are available in either 24" or 30" seat heights.

Features

Arms have solid lumber armcaps. Guest chairs and lounge chairs are standard with high density polyethylene glides or can be specified with casters. All stools have high density polyethylene glides. A back stitch detail can be specified, see the options page for more information.

Shipping Schedule

All Seating

6 - 8 WEEKS

Contact Versteel Customer Service for special lead time requests.

NOTE CHAIR ORDERS WITH COM UPHOLSTERY WILL BE SCHEDULED UPON RECEIPT OF COM UPHOLSTERY YARDAGE

BIFMA

All Versteel products are constructed to pass the relevant ANSI/BIFMA standards. For more detailed specifications by series and base style, contact Versteel Customer Service at 800.876.2120.

Additional information regarding warranty, terms and conditions, shipping, care and maintenance, etc. can be found in the All Seating price list.



Standard Versteel Upholstery

Standard Versteel Upholstery offers a range of materials, from fabrics in a variety of colors and textures to vinyls for soil resistance. Please refer to Versteel's fabric cards or the "Materials + Finishes" section of our website for information.

Grade-In Upholstery

Versteel has coordinated with upholstery manufacturers to simplify your order process. Many of the manufacturers' offerings have been pre-approved for application on Versteel Seating.

Contact Versteel Customer Service with your selected fabric choice to be graded in. You will be supplied with the appropriate grade-in designator. On your purchase order, complete the information with the pattern name, color description and grade-in designator, and Versteel will take it from there.

Customer's Own Material

Customer's Own Materials (COM's) are not an issue on Zayn. Many COM's are pre-approved for application on Versteel Seating. Call Versteel Customer Service with your COM selection to determine if it has been pre-approved. If your selection has not been pre-approved, reference the "Receiving COM Approval" section below.

Receiving COM Approval

Not all materials are suitable for upholstery on Zayn. A 12" x 12" memo sample must be supplied for approval before a COM material is accepted for an order. If the material is directional in pattern or weave, the pattern repeat (in inches) in both directions or the weave direction must be supplied.

Excess COM

Versteel will not store excess COM for more than 30 days after the order has been completed. If excess material is to be returned after order completion, send the request to Versteel Customer Service prior to acknowledged ship date. It is the customer's responsibility to arrange for the return of the material "freight collect."

COM Requiring Application Test

If an application test is required for your selected COM, send test sample material along with the following.

1. Name and return address
2. Model selected
3. Sketch showing special requirements for the positioning of the materials' pattern on the seat and ledge, if special considerations are required.

NOTE ALL UPHOLSTERIES ARE CUT UP THE ROLL TO MAXIMIZE YIELD AND WEAR PERFORMANCE

Ship COM to:

Versteel
 2332 Cathy Lane
 Jasper, IN 47546

COM must be shipped to the factory with transportation costs "prepaid." If material is considered defective or unusable, it will be returned "transportation collect."


For standard lead time orders, tag fabric with purchase order number and identify with project number if possible.

Application of Directional Fabrics

Due to the upholstering process, some fabrics not considered directional by the supplier may be considered directional by Versteel.

All COM's for Zayn are railroaded unless otherwise directed by the customer (see illustration below).

EXAMPLE PATTERN CUT RAILOADED



If special cutting or upholstery application is required, you must indicate requirement at time of order entry.

Zayn COM Yardage Requirements

COM yardage requirements are calculated for chairs and stools based on a material width of 54" and a repeat of 2" or less. For material less than 54" wide, contact Versteel for yardage requirements. Use the chart below as a guide to calculate your COM yardage. For quantities greater than 10, contact Versteel Customer Service for calculation of COM yardage by chair model.

Quantity of Units	1	2	3	4	5	6	7	8	9	10
Chair & Stool										
Upholstered Seat & Back	2.0	3.0	3.5	4.5	5.5	6.5	7.0	9.5	10.0	11.5
Lounge										
Upholstered Seat & Back	2	4	4.5	5.5	7.5	8	8.5	11	12.5	13

Patterned COM Additional Yardage Guide

Use the guide below to aid in ordering the appropriate COM fabric when needing to match a pattern with a repeat. To use this guide, add the vertical and horizontal repeats together (e.g. a 5" vertical repeat plus an 11" horizontal repeat gives a 16" total). Then find the appropriate entry on the chart, and increase the yardage estimate by the percentage indicated.

For example: The yardage estimate is 8 yards of 54" wide fabric and the pattern has a repeat of 11" horizontal and 5" vertical. Add up the repeats ($11" + 5" = 16"$) and find the appropriate entry - 15% in this example. Fifteen percent more fabric is required to match the pattern. 8 yards plus an extra 15% is 9.2 yards.

Fabric Width	Plain Fabric	3" - 14" Repeat	15" - 19" Repeat	20" - 27" Repeat	28" - 36" Repeat	37" - 45" Repeat	46" - 54" Repeat
54"	0%	10%	15%	20%	25%	30%	35%
50" - 52"	10%	20%	25%	30%	35%	40%	45%

Decorative Patterns

Yardage requirements are greatly affected by the size of the repeat and the print or pattern of the material. Versteel cuts all seating patterns with aesthetic concerns in mind for high quality and consistency. Refer to the COM listing for the yardage required for pattern repeat.

To Order, Specify...

- 1 Model Number
- 2 Shell Color
- 3 Frame Color
- 4 Upholstery Selection
- 5 Additional Options

model number	finish selections			additional options
ZALGA-03 <small>model number</small>	WPEB <small>shell color</small>	PPEB <small>frame color</small>	FSP Pewter <small>upholstery selection</small>	---- <small>additional options</small>

A **ZALGA-03** is a Zayn series, guest chair with a 4-leg base.

The codes **WPEB** / **PPEB** / **FSP Pewter** specify a Pebble shell and armcap color, Pebble frame color and Grade 3 Sport Pewter upholstery.

Model Number **ZALGA-03**



Orders may be sent via

Mailing Address

Versteel
2332 Cathy Lane
Jasper, IN 47546

Contact Versteel

Email contact@versteel.com
Phone 800 876 2120
812 634 2120

Zayn Seat & Back Shells

Zayn shells are molded multi-ply core with quarter-cut reconstituted Ash veneer. When a Natural Walnut stain is specified the shell will be quarter-cut European Walnut. An upcharge will apply, contact Customer Service.

Wood Finish

Versteel uses a post-catalyst varnish NDF topcoat that meets AWI (Architectural Woodwork Institute) TR6 performance standards.

Standard Zayn Wood Finishes (Shell & Armcaps)

ForestWFOR	Terra CottaWTEC
PebbleWPEB	WhisperWWHI
SeasideWSEA		

Alternate Zayn Wood Finishes (Shell & Armcaps)

BeachWBEA	FogWFOG
Blossom CherryWBLC	Golden CherryWGNC
Brighton WalnutWBRW	Java CherryWJAC
Caramel MapleWCMM	Millwork CherryWMWC
ChestnutWCHE	Natural WalnutWENW
Cordovan CherryWCNC	(European Walnut)	
DriftWDRI	Solar MapleWSLM
Espresso WalnutWESW	Sugar MapleWSUM
FawnWFAW	Stain Finish MatchOSM

NOTE SHELLS ARE RECONSTITUTED QUARTER CUT ASH (SEE ABOVE) ALL FINISHES EXCEPT NATURAL WALNUT. WHEN NATURAL WALNUT IS SPECIFIED THE SHELLS ARE EUROPEAN WALNUT.

Studio Steel®

Versteel's "urban fabrication" process leaves the telltale signs of welding and assembly on the surface, highlighting a manufacturing aesthetic. Choosing a clear or transparent powder coat is recommended, allowing tonal striations (created as a result of extreme heat), natural textures, and the inherent qualities of raw steel to show through.

Studio Steel Process \$165 per chair

Powder Coat Finishes

All powder coat finishes in the Versteel offering have been formulated with the use of epoxy, polyester or epoxy and polyester blends to maximize the finish durability.

Powder Coat - Standard n/c
Powder Coat - Premium \$165 per chair

Standard Zayn Powder Coat Colors

ForestPFOR	Terra CottaPTEC
PebblePPEB	WhisperPWHI
SeasidePSEA		

Alternate Zayn Powder Coat Colors

AlloyPALY	MattePMAT
AmethystPAME	MicaPMIC
AnthracitePANT	MintPMNT
Black AnodizedPBLA	NavyPNAV
BronzePBRO	NimbusPNIM
CalypsoPCAL	NutmegPNUT
CarbonPCAR	PacificPPAC
ChampagnePCHA	PearlPPEA
CoconutPCOC	PlatinumPPLA
◆ CopperPCOP	PoppyPPOP
◆ CrimsonPCRI	◆ RavenPRAV
◆ CrystalPCRY	RoyalPROY
DaffodilPDAF	ShipyardPSHI
EbonyPEBO	SilverPSIL
FossilPFOS	SnowPSNO
◆ GarnetPGAR	StonePSTO
◆ GoldPGOL	StormPSTM
GraphitePGRA	White LinenPWHL
◆ HopePHOP	Powder Coat AlternativeOPA
Kelly GreenPKEG		

Transparent Powder Coats (indicated by ◆)

Please note that the transparent characteristics of these powders allow all natural welds and textures inherent to raw steel to be visible.

Premium Powder Coats (indicated by ●)

Versteel's premium process uses specially formulated powder coats for a truly unique color palette.

Finish Reference & Samples

For finish color reference, please refer to our website. Contact Versteel Customer Service to receive actual color samples for color matches and final color approval.

Powder Coat Alternative**Call for quotation**

Specify code **OPA** (*Powder Coat Alternative*), add cost from Versteel quotation

Powder Coat Alternative is available from Versteel. The entire RAL color reference along with hundreds of other color and finishes are available.

For Powder Coat Alternative matching, you must supply a color reference sample, or an RAL number. Versteel will review the sample for possible existing colors available and send a sample for customer approval. If no color match exists a custom match can be developed. Call Versteel Customer Service for associated upcharges on custom color development.

NOTE CUSTOM COLOR MATCHING APPROVALS MAY AFFECT STANDARD PRODUCTION SCHEDULES

Stain Finish Match

\$996 / one time charge per finish, per order

Specify code **OSM** (*Stain Finish Match*), add \$996.00 list per finish, per order

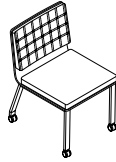
Alternative Stain Finishes are available. For Stain Finish Matching you must supply two 4" x 4" finish color and grain reference samples. An expertly finish matched sample will be provided for customer approval.

NOTE CUSTOM COLOR MATCHING APPROVALS MAY AFFECT STANDARD PRODUCTION SCHEDULES

Back Stitch Detail**\$149 / Chair**

Specify code **SBSD01** (Back Stitch Detail), add
\$149.00 list per chair

The upholstered back is available with an
optional square pattern stitch detail.



Zayn
Guest Chair with Glides
Armless + Arms



VERSTEEL

Questions?

800 876 2120



						material / fabric grade >				
						2/COM	3	4	5	6
Description										
Model#										
Product Wt										
Dimensions										
	4-Leg Base Armless	ZALG-01	19	Overall Height: 30"	Seat Height: 17¾"	1325	1488	1649	1812	1974
	Shell: Wood Seat: Upholstered Cushion Back: Upholstered Cushion			Overall Width: 19¼" Overall Depth: 22⅞"	Seat Width: 18⅞" Seat Depth: 17⅝"					
	4-Leg Base Arms	ZALGA-03	23	Overall Height: 30"	Seat Height: 17¾"	1529	1692	1853	2016	2177
	Shell: Wood Seat: Upholstered Cushion Back: Upholstered Cushion Armcaps: Wood			Overall Width: 22½" Overall Depth: 22⅞" Arm Height: 24⅞"	Seat Width: 18⅞" Seat Depth: 17⅝"					

COM Yardage
Refer to page 511.

To Order, Specify...

- 1 Model Number
- 2 Shell Color
- 3 Frame Color
- 4 Upholstery Selection
- 5 Additional Options



material / fabric grade >						2/COM	3	4	5	6
	Description	Model#	Product Wt	Dimensions						
	4-Leg Base Armless Shell: Wood Seat: Upholstered Cushion Back: Upholstered Cushion	ZALC-01	19	Overall Height: 30" Overall Width: 19¼" Overall Depth: 22⅞"	Seat Height: 17¾" Seat Width: 18⅞" Seat Depth: 17⅝"	1433	1595	1757	1919	2080
	4-Leg Base Arms Shell: Wood Seat: Upholstered Cushion Back: Upholstered Cushion Armcaps: Wood	ZALCA-03	23	Overall Height: 30" Overall Width: 22½" Overall Depth: 22⅞" Arm Height: 24⅞"	Seat Height: 17¾" Seat Width: 18⅞" Seat Depth: 17⅝"	1634	1796	1959	2122	2283

COM Yardage
 Refer to page 511.

Finish Options

	Price
Powder Coat - Standard	n/c
Powdercoat - Premium	\$ 165

Options

	Code	Price
Back Stitch Detail	SBSD01	\$ 149



Custom Charges

	Code	Price
Powder Coat Alternative (per color)	OPA	call
Stain Finish Match (per finish)	OSM	\$ 957



Questions?

800 876 2120

	Description	Model#	Product Wt	Dimensions	material / fabric grade >	2/COM	3	4	5	6
	4-Leg Base Armless Shell: Wood Seat: Upholstered Cushion Back: Upholstered Cushion	ZALG-01L17	20	Overall Height: 27¾" Overall Width: 21¼" Overall Depth: 24"	Seat Height: 16½" Seat Width: 21¾" Seat Depth: 18½"	1392	1563	1732	1903	2074
	4-Leg Base Arms Shell: Wood Seat: Upholstered Cushion Back: Upholstered Cushion Armcaps: Wood	ZALGA-03L17	24	Overall Height: 27¾" Overall Width: 25" Overall Depth: 24" Arm Height: 21⅞"	Seat Height: 16½" Seat Width: 21¾" Seat Depth: 18½"	1607	1776	1946	2118	2286

COM Yardage
Refer to page 511.

To Order, Specify...

- 1 Model Number
- 2 Shell Color
- 3 Frame Color
- 4 Upholstery Selection
- 5 Additional Options



						material / fabric grade >				
Description		Model#	Product Wt	Dimensions		2/COM	3	4	5	6
	4-Leg Base Armless 24" Seat Height Shell: Wood Seat: Upholstered Cushion Back: Upholstered Cushion	ZALG-0IS24	22	Overall Height: 34¼"	Seat Height: 24"	1532	1705	1874	2044	2215
	4-Leg Base Armless 30" Seat Height Shell: Wood Seat: Upholstered Cushion Back: Upholstered Cushion	ZALG-0IS30	24	Overall Height: 40¼"	Seat Height: 30"	1541	1712	1883	2053	2223
COM Yardage Refer to page 511.										

Finish Options

	Price
Powder Coat - Standard	n/c
Powdercoat - Premium	\$ 165

Options

	Code	Price
Back Stitch Detail	SBSD01	\$ 149

Custom Charges

	Code	Price
Powder Coat Alternative (per color)	OPA	call
Stain Finish Match (per finish)	OSM	\$ 957



Specifications

Zuri chairs and stools are available with 4-legs or sled base. All chairs and stools, with the exception of the low back stool, can be ordered with or without arms. Shell cores are composed of high-density hardwood ply such as birch, beech or maple, which is then molded with veneer. Zuri standard exterior veneer is Maple. Shell edges are left natural and exposed. The molded plywood shell can be specified fully upholstered or with a veneer face. The veneer face can be specified in veneer finish or in a Benjamin Moore Paint color. An upholstered seat pad is available on veneer chairs and stools. It is not available on the low back stool.

Features

The 4-leg chairs and stools feature nickel plated steel glides, while the sled base chairs and stools have polycarbonate glides. Chairs are stackable for compact storage. 4-Leg and sled base guest chairs can be stacked on the floor or on the Zuri Chair Trolley. Stools can be stacked on the floor only. See below for stacking information.

Stacking Information

Floor

Sled Base	4 (4 if seats are upholstered)
Guest Chair	4 (4 if seats are upholstered)
Stool2 or 3 (floor only)

Trolley

Sled Base Chair	12 (6 if seats are upholstered)
Guest Chair	12 (6 if seats are upholstered)

Shipping Schedule

Veneer Shell	4-5 WEEKS
Upholstered	3-5 WEEKS

Contact Versteel Customer Service for special lead time requests.

NOTE CHAIR ORDERS WITH COM UPHOLSTERY WILL BE SCHEDULED UPON RECEIPT OF COM UPHOLSTERY YARDAGE

NOTE ZURI HAS A MINIMUM ORDER QUANTITY OF TWELVE

BIFMA

All Versteel products are constructed to pass the relevant ANSI/BIFMA standards. For more detailed specifications by series and base style, contact Versteel Customer Service at 800.876.2120.

Additional information regarding warranty, terms and conditions, shipping, care and maintenance, etc. can be found in the All Seating price list.

Standard Versteel Upholstery

Standard Versteel Upholstery offers a range of materials, from fabrics in a variety of colors and textures to vinyls for soil resistance. Please refer to Versteel's fabric cards or the "Materials + Finishes" section of our website for information.

Grade-In Upholstery

Versteel has coordinated with upholstery manufacturers to simplify your order process. Many of the manufacturers' offerings have been pre-approved for application on Versteel Seating.

Contact Versteel Customer Service with your selected fabric choice to be graded in. You will be supplied with the appropriate grade-in designator. On your purchase order, complete the information with the pattern name, color description and grade-in designator, and Versteel will take it from there.

Customer's Own Material

Customer's Own Materials (COM's) are not an issue on Zuri. Many COM's are pre-approved for application on Versteel Seating. Call Versteel Customer Service with your COM selection to determine if it has been pre-approved. If your selection has not been pre-approved, reference the "Receiving COM Approval" section below.

Receiving COM Approval

Not all materials are suitable for upholstery on Zuri. A 12" x 12" memo sample must be supplied for approval before a COM material is accepted for an order. If the material is directional in pattern or weave, the pattern repeat (in inches) in both directions or the weave direction must be supplied.

Excess COM

Versteel will not store excess COM for more than 30 days after the order has been completed. If excess material is to be returned after order completion, send the request to Versteel Customer Service prior to acknowledged ship date. It is the customer's responsibility to arrange for the return of the material "freight collect."

COM Requiring Application Test

If an application test is required for your selected COM, send test sample material along with the following.

1. Name and return address
2. Model selected
3. Sketch showing special requirements for the positioning of the materials' pattern on the seat and ledge, if special considerations are required.

NOTE ALL UPHOLSTERIES ARE CUT UP THE ROLL TO MAXIMIZE YIELD AND WEAR PERFORMANCE

Ship COM to:

Versteel
2332 Cathy Lane
Jasper, IN 47546

COM must be shipped to the factory with transportation costs "prepaid." If material is considered defective or unusable, it will be returned "transportation collect."

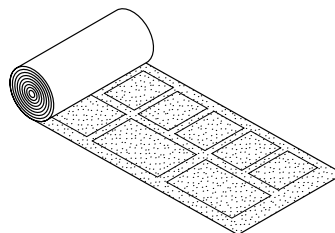
For standard lead time orders, tag fabric with purchase order number and identify with project number if possible.

Application of Directional Fabrics

Due to the upholstering process, some fabrics not considered directional by the supplier may be considered directional by Versteel.

All COM's are cut "up the roll" unless otherwise directed by the customer (see illustration below).

EXAMPLE PATTERN CUT UP THE ROLL



If special cutting or upholstery application is required, you must indicate requirement at time of order entry.

Zuri COM Yardage Requirements

COM yardage requirements are calculated for chairs and stools based on a material width of 54" and a repeat of 2" or less. For material less than 54" wide, contact Versteel for yardage requirements. Use the chart below as a guide to calculate your COM yardage. For quantities greater than what is listed below, contact Versteel Customer Service for calculation of COM yardage by model.

Quantity of Chairs or Stools	1	2	3	4	5	6	7	8	9	10	11	12	13	14	15	16	17	18	19	20
Zuri																				
Chair																				
Uph Seat & Back(one piece)	1.5	3.0	3.5	4.5	5.5	6.5	7.0	8.0	8.5	10.0	10.5	11.5	12.0	13.0	14.0	15.0	16.5	17.0	18.5	19.0
Stool																				
Uph Seat & Back(one piece)	1.5	2.0	3.0	4.0	4.0	5.0	5.5	6.5	7.0	8.0	8.0	9.0	9.5	10.5	10.5	11.5	12.0	13.0	13.5	14.5
Low Back Stool																				
Uph Seat & Back(one piece)	1.5	2.0	2.5	3.0	3.5	4.5	5.0	5.5	6.0	6.5	7.0	7.5	8.0	9.0	9.5	10.0	10.5	11.0	11.5	12.0
Chair & Stool																				
Uph Seat Pad Only	1.0	1.5	1.5	2.0	2.0	2.5	2.5	3.0	3.0	3.5	3.5	4.5	4.5	5.0	5.0	5.5	5.6	6.0	6.0	6.5

Patterned COM Additional Yardage Guide

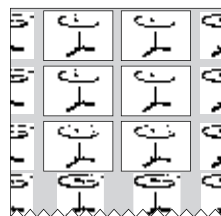
Use the guide below to aid in ordering the appropriate COM fabric when needing to match a pattern with a repeat. To use this guide, add the vertical and horizontal repeats together (e.g. a 5" vertical repeat plus an 11" horizontal repeat gives a 16" total). Then find the appropriate entry on the chart, and increase the yardage estimate by the percentage indicated.

For example: The yardage estimate is 8 yards of 54" wide fabric and the pattern has a repeat of 11" horizontal and 5" vertical. Add up the repeats (11" + 5" = 16") and find the appropriate entry - 15% in this example. Fifteen percent more fabric is required to match the pattern. 8 yards plus an extra 15% is 9.2 yards.

Fabric Width	Plain Fabric	3" - 14" Repeat	15" - 19" Repeat	20" - 27" Repeat	28" - 36" Repeat	37" - 45" Repeat	46" - 54" Repeat
54"	0%	10%	15%	20%	25%	30%	35%
50" - 52"	10%	20%	25%	30%	35%	40%	45%

Decorative Patterns

Yardage requirements are greatly affected by the size of the repeat and the print or pattern of the material. Versteel cuts all seating patterns with aesthetic concerns in mind for high quality and consistency. Refer to the COM listing for the yardage required for pattern repeat.



To Order, Specify...


- 1 Model Number
- 2 Frame Color
- 3 Veneer Finish/Paint or Upholstery Selection
- 4 Additional Options

model number	finish selections		additional options
ZUSV-07 <small>model number</small>	PALY <small>frame color</small>	1648-60 <small>laminates, veneer or upholstery selection</small>	---- <small>additional options</small>

A **ZUSV-07** is a Zuri series, armless sled base chair with a painted seat and back.

The codes **PALY** / **1648-60** specify an Alloy frame and Benjamin Moore Slate Blue 1648-60 paint color.

Model Number ZUSV-07



Orders may be sent via

Mailing Address

Versteel
2332 Cathy Lane
Jasper, IN 47546

Contact Versteel

Email contact@versteel.com
Phone 800 876 2120
812 634 2120

Studio Steel®

Versteel's "urban fabrication" process leaves the telltale signs of welding and assembly on the surface, highlighting a manufacturing aesthetic. Choosing a clear or transparent powder coat is recommended, allowing tonal striations (created as a result of extreme heat), natural textures, and the inherent qualities of raw steel to show through.

Studio Steel Process \$165 per chair

Powder Coat Finishes

All powder coat finishes in the Versteel offering have been formulated with the use of epoxy, polyester or epoxy and polyester blends to maximize the finish durability.

Powder Coat - Standard n/c

Powder Coat - Premium \$165 per chair

Zuri Powder Coat Colors

Alloy	PALY	Mint	PMNT
Amethyst	PAME	Navy	PNV
Anthracite	PANT	Nimbus	PNIM
Black Anodized	PBLA	Nutmeg	PNUT
Bronze	PBRO	◆ Pacific	PPAC
Calypso	PCAL	Pearl	PPEA
Carbon	PCAR	Pebble	PPEB
Champagne	PCHA	◆ Platinum	PPLA
Coconut	PCOC	Poppy	PPOP
◆ Copper	PCOP	◆ Raven	PRAV
Crimson	PCRI	Royal	PROY
◆ Crystal	PCRY	Seaside	PSEA
Daffodil	PDAF	Shipyard	PSHI
Ebony	PEBO	Silver	PSIL
Forest	PFOR	Snow	PSNO
Fossil	PFOS	Stone	PSTO
◆ Garnet	PGAR	Storm	PSTM
◆ Gold	PGOL	Terra Cotta	PTEC
Graphite	PGRA	Whisper	PWHI
◆ Hope	PHOP	White Linen	PWHL
Kelly Green	PKEG	Powder Coat Alternative	OPA
◆ Matte	PMAT		
Mica	PMIC		

Transparent Powder Coats (indicated by ◆)

Please note that the transparent characteristics of these powders allow all natural welds and textures inherent to raw steel to be visible.

Premium Powder Coats (indicated by ●)

Versteel's premium process uses specially formulated powder coats for a truly unique color palette.

Plated

Versteel offers two plated options: Chrome and Nickel. Chrome is our most durable finish available and is a deep luster chrome plated finish. Nickel is a plated finish with a clear coat applied for durability. An upcharge applies for plated finishes. See product pricing pages for upcharge.

Chrome ECHR

Nickel ENKL

Zuri Shells

Shell cores are composed of high-density hardwood ply such as birch, beech or maple, which is then molded with veneer. Zuri standard exterior veneer is Maple. Veneer shells can be specified in a standard Versteel Wood Finish or with a Benjamin Moore paint color which is applied to the outer surface of the shell. A topcoat is applied for added durability when a paint color is specified. Shell edges are left natural and exposed.

Standard Versteel Upholstery

Versteel offers a wide range of materials from fabrics in a variety of colors and textures, to vinyls for soil resistance. Please refer to Versteel's fabric cards or the "Materials and Finishes" section of our website for reference information. versteel.com

Wood Finish

Versteel uses a post-catalyst varnish NDF topcoat that meets AWI (Architectural Woodwork Institute) TR6 performance standards.

Zuri Wood Finishes

Beach	WBEA	Golden Cherry	WGNC
Blossom Cherry	WBLC	Java Cherry	WJAC
Brighton Walnut	WBRW	Millwork Cherry	WMWC
Caramel Maple	WCMM	Pebble	WPEB
Chestnut	WCHE	Seaside	WSEA
Cordovan Cherry	WCNC	Solar Maple	WSLM
Drift	WDRI	Sugar Maple	WSUM
Espresso Walnut	WESW	Terra Cotta	WTEC
Fawn	WFAW	Whisper	WWHI
Fog	WFOG	Stain Finish Match	OSM
Forest	WFOR		

Powder Coat Alternative**Call for quotation**

Specify code **OPA** (*Powder Coat Alternative*), add cost from Versteel quotation

Powder Coat Alternative is available from Versteel. The entire RAL color reference along with hundreds of other color and finishes are available.

For Powder Coat Alternative matching, you must supply a color reference sample, or an RAL number. Versteel will review the sample for possible existing colors available and send a sample for customer approval. If no color match exists a custom match can be developed. Call Versteel Customer Service for associated upcharges on custom color development.

NOTE CUSTOM COLOR MATCHING APPROVALS MAY AFFECT STANDARD PRODUCTION SCHEDULES

Stain Finish Match

\$996 / one time charge per finish, per order

Specify code **OSM** (*Stain Finish Match*), add \$996.00 list per finish, per order

Alternative Stain Finishes are available. For Stain Finish Matching you must supply two 4" x 4" finish color and grain reference samples. An expertly finish matched sample will be provided for customer approval.

NOTE CUSTOM COLOR MATCHING APPROVALS MAY AFFECT STANDARD PRODUCTION SCHEDULES

Hard Surface Glides - Nylon (set of 4)**\$23 / chair or stool**

Specify code **GLD30** (Hard Surface Glides - Nylon), add \$23 list per chair or stool.



Glide surface is nylon and designed for use on hard surface flooring. See individual product pages for availability and ordering code.

Hard Surface Glides - Felt (set of 4)**\$23 / chair or stool**

Specify code **GLD31** (Hard Surface Glides - Felt), add \$23 list per chair or stool.



Glide surface is felt and designed for use on hard surface flooring. See individual product pages for availability and ordering code.

Felt Hard Surface Replacement Caps (set of 4)**\$23 / chair or stool**

Specify code **ABGFRC** (Felt Hard Surface Replacement Caps), add \$23 list per chair or stool

Felt replacement caps for felt hard surface glides.

Accessory Glide Replacement Tool**\$26 / tool**

Specify code **AGRT** (Accessory Glide Replacement Tool), add \$26 list per tool

Use to remove worn felt hard surface glide caps.

Chair Trolley - Zuri**\$906 / each**

Specify code **ACTZU** (Chair Trolley - Zuri), add \$906 list each



Zuri 4-Leg (with or without casters) or Sled chairs stack 12 high. Trolley with push handle and stack of 12 chairs measures approximately 27"w x 50"d x 77"h.

STACKING INFORMATION - ZURI CHAIRS STACK 4 HIGH ON THE FLOOR. STOOLS STACK 2 OR 3 HIGH ON THE FLOOR (NONE ON THE TROLLEY).





Zuri
Sled Base Chair - Veneer
Armless + Arms



VERSTEEL

Questions?

800 876 2120

material / fabric grade >						Veneer	2/COM	3	4	5	6
Description		Model#	Product Wt	Dimensions							
	Sled Base Armless Shell: Veneer	ZUSV-07	20	Overall Height: 33" Overall Width: 20½" Overall Depth: 21"	Seat Height: 17" Seat Width: 17¼" Seat Depth: 16"	583					
	Sled Base Arms Shell: Veneer Armcaps: Veneer	ZUSVA-08	24	Overall Height: 33" Overall Width: 24½" Overall Depth: 21" Arm Height: 26"	Seat Height: 17" Seat Width: 17¼" Seat Depth: 16" Between Arms: 22½"	808					
	Sled Base Armless Shell: Veneer Seat: Upholstered Pad	ZUSV-04	22	Overall Height: 33" Overall Width: 20½" Overall Depth: 21"	Seat Height: 17" Seat Width: 17¼" Seat Depth: 16"		798	989	988	1076	1166
	Sled Base Arms Shell: Veneer Seat: Upholstered Pad Armcaps: Veneer	ZUSVA-04	26	Overall Height: 33" Overall Width: 24½" Overall Depth: 21" Arm Height: 26"	Seat Height: 17" Seat Width: 17¼" Seat Depth: 16" Between Arms: 22½"		1023	1123	1212	1300	1391





Minimum order of twelve
(12) Zuri, contact
Customer Service for
additional information

Stacking
Refer to page 520.

COM Yardage
Refer to page 523.

- To Order, Specify...
- 1 Model Number
 - 2 Frame Color
 - 3 Veneer Finish / Benjamin Moore Paint Color
 - 4 Upholstery Selection
 - 5 Additional Options



material / fabric grade >						Veneer	2/COM	3	4	5	6
	Description	Model#	Product Wt	Dimensions							
	4-Leg Base Armless Shell: Veneer	ZULV-07	18	Overall Height: 33" Overall Width: 19½" Overall Depth: 20½"	Seat Height: 17" Seat Width: 17¼" Seat Depth: 16"	583					
	4-Leg Base Arms Shell: Veneer Armcaps: Veneer	ZULVA-08	22	Overall Height: 33" Overall Width: 24½" Overall Depth: 20½" Arm Height: 26"	Seat Height: 17" Seat Width: 17¼" Seat Depth: 16" Between Arms: 20½"	808					
	4-Leg Base Armless Shell: Veneer Seat: Upholstered Pad	ZULV-04	20	Overall Height: 33" Overall Width: 19½" Overall Depth: 20½"	Seat Height: 17" Seat Width: 17¼" Seat Depth: 16"		798	989	988	1076	1166
	4-Leg Base Arms Shell: Veneer Seat: Upholstered Pad Armcaps: Veneer	ZULVA-04	24	Overall Height: 33" Overall Width: 24½" Overall Depth: 20½" Arm Height: 26"	Seat Height: 17" Seat Width: 17¼" Seat Depth: 16" Between Arms: 20½"		1023	1123	1212	1300	1391

Minimum order of twelve (12) Zuri, contact Customer Service for additional information

Stacking
Refer to page 520.

COM Yardage
Refer to page 523.

Minimum order of twelve
(12) Zuri, contact
Customer Service for
additional information

Stacking
Refer to page 520.

COM Yardage
Refer to page 523.

Finish Options	Price
Chrome	\$ 165
Nickel	\$ 223
Powder Coat - Standard	n/c
Powder Coat - Premium	\$ 165

Frame Options	Code	Price
Hard Surface Glides - Nylon (set of 4)	GLD30	\$ 23
Hard Surface Glides - Felt (set of 4)	GLD31	\$ 23

Accessories	Code	Price
Chair Trolley	ACTZU	\$ 906

Custom Charges	Code	Price
Powder Coat Alternative (per color)	OPA	call
Stain Finish Match (per finish)	OSM	\$ 996



Zuri
Sled Base Chair - Upholstered
Armless + Arms



VERSTEEL

Questions?

800 876 2120

						material / fabric grade >				
Description		Model#	Product Wt	Dimensions (at lowest cylinder height)		2/COM	3	4	5	6
	Sled Base Armless Shell: Upholstered	ZUS-01	20	Overall Height: 33" Overall Width: 20½" Overall Depth: 21"	Seat Height: 17" Seat Width: 17¼" Seat Depth: 16"	1117	1295	1473	1652	1831
	Sled Base Arms Shell: Upholstered Armcaps: Veneer	ZUSA-03V	24	Overall Height: 33" Overall Width: 24½" Overall Depth: 21" Arm Height: 26"	Seat Height: 17" Seat Width: 17¼" Seat Depth: 16" Between Arms: 22½"	1261	1440	1617	1799	1975

Minimum order of twelve
(12) Zuri, contact
Customer Service for
additional information

Stacking
Refer to page 520.

COM Yardage
Refer to page 523.

To Order, Specify...

- 1 Model Number
- 2 Frame Color
- 3 Upholstery Selection

For Armcaps...






- 4 Veneer Finish / Benjamin Moore Paint Color
- 5 Additional Options

Custom Charges	Code	Price
Powder Coat Alternative (per color)	OPA	call
Stain Finish Match (per finish)	OSM	\$ 996

Zuri**Sled Base Stool 24" - Veneer**
Armless + Arms**VERSTEEL****Questions?**

800 876 2120

material / fabric grade >

	Description	Model#	Product Wt	Dimensions	Veneer	2/COM	3	4	5	6
	Sled Base Armless 24" Seat Height Low Back Shell: Veneer	ZUSV-07S24L	18	Overall Height: 29½" Overall Width: 20¾" Overall Depth: 21" Seat Height: 24" Seat Width: 17¼" Seat Depth: 16"	789					
	Sled Base Armless 24" Seat Height Shell: Veneer	ZUSV-07S24	20	Overall Height: 36½" Overall Width: 20¾" Overall Depth: 21" Seat Height: 24" Seat Width: 17¼" Seat Depth: 16"	789					
	Sled Base Arms 24" Seat Height Shell: Veneer Armcaps: Veneer	ZUSVA-08S24	24	Overall Height: 36½" Overall Width: 24½" Overall Depth: 21" Arm Height: 32" Seat Height: 24" Seat Width: 17¼" Seat Depth: 16" Between Arms: 22½"	1012					
	Sled Base Armless 24" Seat Height Shell: Veneer Seat: Upholstered Pad	ZUSV-04S24	22	Overall Height: 36½" Overall Width: 20¾" Overall Depth: 21" Seat Height: 24" Seat Width: 17¼" Seat Depth: 16"		1005	1104	1192	1284	1373
	Sled Base Arms 24" Seat Height Shell: Veneer Seat: Upholstered Pad Armcaps: Veneer	ZUSVA-04S24	26	Overall Height: 36½" Overall Width: 24½" Overall Depth: 21" Arm Height: 32" Seat Height: 24" Seat Width: 17¼" Seat Depth: 16" Between Arms: 22½"		1229	1326	1417	1505	1596

Minimum order of twelve
(12) Zuri, contact
Customer Service for
additional information

Stacking

Refer to page 520.






COM Yardage

Refer to page 523.

To Order, Specify...

- ① Model Number
- ② Frame Color
- ③ Veneer Finish / Benjamin Moore Paint Color
- ④ Upholstery Selection
- ⑤ Additional Options



material / fabric grade >						Veneer	2/COM	3	4	5	6
	Description	Model#	Product Wt	Dimensions							
	4-Leg Base Armless 24" Seat Height Low Back Shell: Veneer	ZULV-07S24L	16	Overall Height: 29½"	Seat Height: 24"	789					
				Overall Width: 19¾"	Seat Width: 17¼"						
				Overall Depth: 22"	Seat Depth: 16"						
	4-Leg Base Armless 24" Seat Height Shell: Veneer	ZULV-07S24	18	Overall Height: 36½"	Seat Height: 24"	789					
				Overall Width: 19¾"	Seat Width: 17¼"						
				Overall Depth: 22"	Seat Depth: 16"						
	4-Leg Base Arms 24" Seat Height Shell: Veneer Armcaps: Veneer	ZULVA-08S24	22	Overall Height: 36½"	Seat Height: 24"	1012					
				Overall Width: 24½"	Seat Width: 17¼"						
				Overall Depth: 22"	Seat Depth: 16"						
				Arm Height: 32"	Between Arms: 20½"						
	4-Leg Base Armless 24" Seat Height Shell: Veneer Seat: Upholstered Pad	ZULV-04S24	20	Overall Height: 36½"	Seat Height: 24"		1005	1104	1192	1284	1373
				Overall Width: 19¾"	Seat Width: 17¼"						
				Overall Depth: 22"	Seat Depth: 16"						
	4-Leg Base Arms 24" Seat Height Shell: Veneer Seat: Upholstered Pad Armcaps: Veneer	ZULVA-04S24	24	Overall Height: 36½"	Seat Height: 24"		1229	1326	1417	1505	1596
				Overall Width: 24½"	Seat Width: 17¼"						
				Overall Depth: 22"	Seat Depth: 16"						
				Arm Height: 32"	Between Arms: 20½"						

Minimum order of twelve
(12) Zuri, contact
Customer Service for
additional information

Stacking

Refer to page 520.

COM Yardage

Refer to page 523.

Finish Options

	Price
Chrome	\$ 165
Nickel	\$ 223
Powder Coat - Standard	n/c
Powder Coat - Premium	\$ 165

Frame Options

	Code	Price
Hard Surface Glides - Nylon (set of 4)	GLD30	\$ 23
Hard Surface Glides - Felt (set of 4)	GLD31	\$ 23

Custom Charges

	Code	Price
Powder Coat Alternative (per color)	OPA	call
Stain Finish Match (per finish)	OSM	\$ 996




Zuri
Sled Base Stool 24" - Upholstered
Armless + Arms



VERSTEEL

Questions?

800 876 2120

material / fabric grade >						2/COM	3	4	5	6
Description		Model#	Product Wt	Dimensions (at lowest cylinder height)						
	Sled Base Armless 24" Seat Height Low Back Shell: Upholstered	ZUS-01S24L	22	Overall Height: 29½" Overall Width: 20¾" Overall Depth: 21"	Seat Height: 24" Seat Width: 17¼" Seat Depth: 16"	1212	1300	1391	1480	1569
	Sled Base Armless 24" Seat Height Shell: Upholstered	ZUS-01S24	20	Overall Height: 36½" Overall Width: 20¾" Overall Depth: 21"	Seat Height: 24" Seat Width: 17¼" Seat Depth: 16"	1321	1500	1676	1856	2035
	Sled Base Arms 24" Seat Height Shell: Upholstered Armcaps: Veneer	ZUSA-03VS24	24	Overall Height: 36½" Overall Width: 24½" Overall Depth: 21" Arm Height: 32"	Seat Height: 24" Seat Width: 17¼" Seat Depth: 16" Between Arms: 22½"	1466	1644	1824	2001	2181

Minimum order of twelve
(12) Zuri, contact
Customer Service for
additional information

Stacking
Refer to page 520.

COM Yardage
Refer to page 523.




To Order, Specify...

- 1 Model Number
- 2 Frame Color
- 3 Upholstery Selection

For Armcaps...

- 4 Veneer Finish / Benjamin Moore Paint Color
- 5 Additional Options



material / fabric grade >						2/COM	3	4	5	6
	Description	Model#	Product Wt	Dimensions (at lowest Cylinder height)						
	4-Leg Base Armless 24" Seat Height Low Back Shell: Upholstered	ZUL-01S24L	20	Overall Height: 29½"	Seat Height: 24"	1212	1300	1391	1480	1569
	4-Leg Base Armless 24" Seat Height Shell: Upholstered	ZUL-01S24	18	Overall Height: 36½"	Seat Height: 24"	1321	1500	1676	1856	2035
	4-Leg Base Arms 24" Seat Height Shell: Upholstered Armcaps: Veneer	ZULA-03VS24	22	Overall Height: 36½"	Seat Height: 24"	1466	1644	1824	2001	2181
Minimum order of twelve (12) Zuri, contact Customer Service for additional information Stacking Refer to page 520. COM Yardage Refer to page 523.										

Finish Options	Price
Chrome	\$ 165
Nickel.....	\$ 223
Powder Coat - Standard	n/c
Powder Coat - Premium.....	\$ 165






Frame Options	Code	Price
Hard Surface Glides - Nylon (set of 4)	GLD30	\$ 23
Hard Surface Glides - Felt (set of 4)	GLD31	\$ 23

Custom Charges	Code	Price
Powder Coat Alternative (per color)	OPA	call
Stain Finish Match (per finish)	OSM	\$ 996

Zuri**Sled Base Stool 29" - Veneer**
Armless + Arms**VERSTEEL****Questions?**

800 876 2120

material / fabric grade >

	Description	Model#	Product Wt	Dimensions	Veneer	2/COM	3	4	5	6
	Sled Base Armless 29" Seat Height Low Back Shell: Veneer	ZUSV-07S29L	18	Overall Height: 35½" Overall Width: 20" Overall Depth: 21" Seat Height: 29" Seat Width: 17¼" Seat Depth: 16"	789					
	Sled Base Armless 29" Seat Height Shell: Veneer	ZUSV-07S29	20	Overall Height: 41½" Overall Width: 20" Overall Depth: 21" Seat Height: 29" Seat Width: 17¼" Seat Depth: 16"	789					
	Sled Base Arms 29" Seat Height Shell: Veneer Armcaps: Veneer	ZUSVA-08S29	24	Overall Height: 41½" Overall Width: 24½" Overall Depth: 21" Arm Height: 38" Seat Height: 29" Seat Width: 17¼" Seat Depth: 16" Between Arms: 22½"	1012					
	Sled Base Armless 29" Seat Height Shell: Veneer Seat: Upholstered Pad	ZUSV-04S29	22	Overall Height: 41½" Overall Width: 20" Overall Depth: 21" Seat Height: 29" Seat Width: 17¼" Seat Depth: 16"		1005	1104	1192	1284	1373
	Sled Base Arms 29" Seat Height Shell: Veneer Seat: Upholstered Pad Armcaps: Veneer	ZUSVA-04S29	26	Overall Height: 41½" Overall Width: 24½" Overall Depth: 21" Arm Height: 38" Seat Height: 29" Seat Width: 17¼" Seat Depth: 16" Between Arms: 22½"		1229	1326	1417	1505	1596

Minimum order of twelve
(12) Zuri, contact
Customer Service for
additional information

Stacking

Refer to page 520.






COM Yardage

Refer to page 523.

To Order, Specify...

- ① Model Number
- ② Frame Color
- ③ Veneer Finish / Benjamin Moore Paint Color
- ④ Upholstery Selection
- ⑤ Additional Options



material / fabric grade >						Veneer	2/COM	3	4	5	6
Description	Model#	Product Wt	Dimensions								
 4-Leg Base Armless 29" Seat Height Low Back Shell: Veneer	ZULV-07S29L	16	Overall Height: 35½" Overall Width: 19¾" Overall Depth: 22" Seat Height: 29" Seat Width: 17¼" Seat Depth: 16"								
 4-Leg Base Armless 29" Seat Height Shell: Veneer	ZULV-07S29	18	Overall Height: 41½" Overall Width: 19¾" Overall Depth: 22" Seat Height: 29" Seat Width: 17¼" Seat Depth: 16"								
 4-Leg Base Arms 29" Seat Height Shell: Veneer Armcaps: Veneer	ZULVA-08S29	22	Overall Height: 41½" Overall Width: 24½" Overall Depth: 22" Arm Height: 38" Seat Height: 29" Seat Width: 17¼" Seat Depth: 16" Between Arms: 20½"								
 4-Leg Base Armless 29" Seat Height Shell: Veneer Seat: Upholstered Pad	ZULV-04S29	20	Overall Height: 41½" Overall Width: 19¾" Overall Depth: 22" Seat Height: 29" Seat Width: 17¼" Seat Depth: 16"								
 4-Leg Base Arms 29" Seat Height Shell: Veneer Seat: Upholstered Pad Armcaps: Veneer	ZULVA-04S29	24	Overall Height: 41½" Overall Width: 24½" Overall Depth: 22" Arm Height: 38" Seat Height: 29" Seat Width: 17¼" Seat Depth: 16" Between Arms: 20½"								

Minimum order of twelve
(12) Zuri, contact
Customer Service for
additional information

Stacking
Refer to page 520.

COM Yardage
Refer to page 523.

Finish Options	Price
Chrome	\$ 165
Nickel	\$ 223
Powder Coat - Standard	n/c
Powder Coat - Premium	\$ 165

Frame Options	Code	Price
Hard Surface Glides - Nylon (set of 4)	GLD30	\$ 23
Hard Surface Glides - Felt (set of 4)	GLD31	\$ 23

Custom Charges	Code	Price
Powder Coat Alternative (per color)	OPA	call
Stain Finish Match (per finish)	OSM	\$ 996




Zuri
Sled Base Stool 29" - Upholstered
Armless + Arms



VERSTEEL

Questions?

800 876 2120

material / fabric grade >						2/COM	3	4	5	6
Description		Model#	Product Wt	Dimensions (at lowest cylinder height)						
	Sled Base Armless 29" Seat Height Low Back Shell: Upholstered	ZUS-01S29L	24	Overall Height: 35½"	Seat Height: 29" Seat Width: 17¼" Seat Depth: 16"	1212	1300	1391	1480	1569
	Sled Base Armless 29" Seat Height Shell: Upholstered	ZUS-01S29	20	Overall Height: 41½"	Seat Height: 29" Seat Width: 17¼" Seat Depth: 16"	1321	1500	1676	1856	2035
	Sled Base Arms 29" Seat Height Shell: Upholstered Armcaps: Veneer	ZUSA-03VS29	24	Overall Height: 41½" Overall Width: 24½" Overall Depth: 21" Arm Height: 38"	Seat Height: 29" Seat Width: 17¼" Seat Depth: 16" Between Arms: 22½"	1466	1644	1824	2001	2181

Minimum order of twelve
(12) Zuri, contact
Customer Service for
additional information

Stacking
Refer to page 520.

COM Yardage
Refer to page 523.




To Order, Specify...

- 1 Model Number
- 2 Frame Color
- 3 Upholstery Selection

For Armcaps...

- 4 Laminate or Veneer Finish / Benjamin Moore Paint Color
- 5 Additional Options



material / fabric grade >						2/COM	3	4	5	6
	Description	Model#	Product Wt	Dimensions (at lowest Cylinder height)						
	4-Leg Base Armless 29" Seat Height Low Back Shell: Upholstered	ZUL-01S29L	20	Overall Height: 35½"	Seat Height: 29"	1212	1300	1391	1480	1569
	4-Leg Base Armless 29" Seat Height Shell: Upholstered	ZUL-01S29	19	Overall Height: 41½"	Seat Height: 29"	1321	1500	1676	1856	2035
	4-Leg Base Arms 29" Seat Height Shell: Upholstered Armcaps: Veneer	ZULA-03VS29	22	Overall Height: 41½"	Seat Height: 29"	1466	1644	1824	2001	2181
Minimum order of twelve (12) Zuri, contact Customer Service for additional information Stacking Refer to page 520. COM Yardage Refer to page 523.										

Finish Options	Price
Chrome	\$ 165
Nickel.....	\$ 223
Powder Coat - Standard	n/c
Powder Coat - Premium.....	\$ 165

Frame Options	Code	Price
Hard Surface Glides - Nylon (set of 4)	GLD30	\$ 23
Hard Surface Glides - Felt (set of 4)	GLD31	\$ 23

Custom Charges	Code	Price
Powder Coat Alternative (per color)	OPA	call
Stain Finish Match (per finish)	OSM	\$ 996

The Versteel seating, tables, casegoods and components listed in this catalog may be covered in whole or in part by the following active or pending patents and other patents pending in the United States or Canada:

U.S. Active or Pending Patents: 7,509,914; 7,794,016; 7,849,804; 7,850,241; 8,122,837; 8,297,208; 8,869,715; 9,800,037; 10,213,015; 11,432,645; 11,497,306; 18/159,130.

U.S. Design Patents: D612,164; D626,767; D653,866; D654,282; D688,075; D786,591; D792,718; D862,102; D948,259.

Canada Active or Pending Patents: 2,579,494; 2,600,629; 2,707,148; 2,731,261; 2,760,476; 2,922,333; 3,113,625.

Canadian Design Patents: 176,530; 198,325.

Trademarks TM ®

Versteel and the Versteel logo are registered trademarks of Ditto Sales, Inc. dba Versteel in the United States, United Kingdom and Canada. Other registered trademarks of Versteel include: Aerie, Airfoil, Arvo, Brattice, Cable Coil, Cat's Paw, Catwalk, Chela and Chela designs, Companion, Curvare, Elements Conference, Elly, Entourage, Equip, GeoMetrix, Henri, Immix, Interplay, Kompis, Looksee, Model 8, Nerita, ODIS, OHI, Ollie, Paces, Performance, Power Bay, Powerlink, Quanta, Rover, Rover Coaster, Rover Computer, Rover Daddy, Rover Utility, Sate, Seating in Motion, SIMON, Socius, Studio Steel, Tables in Motion, The Maker Project, Thea, TIM, TOD, Training on Demand, Troupe, Tuscany, Uno, Vela, Versteel seating logo, Versteel table logo, Wavelink and Wavelink logo, Wordplay, Zayn, Zuri.

BIFMA

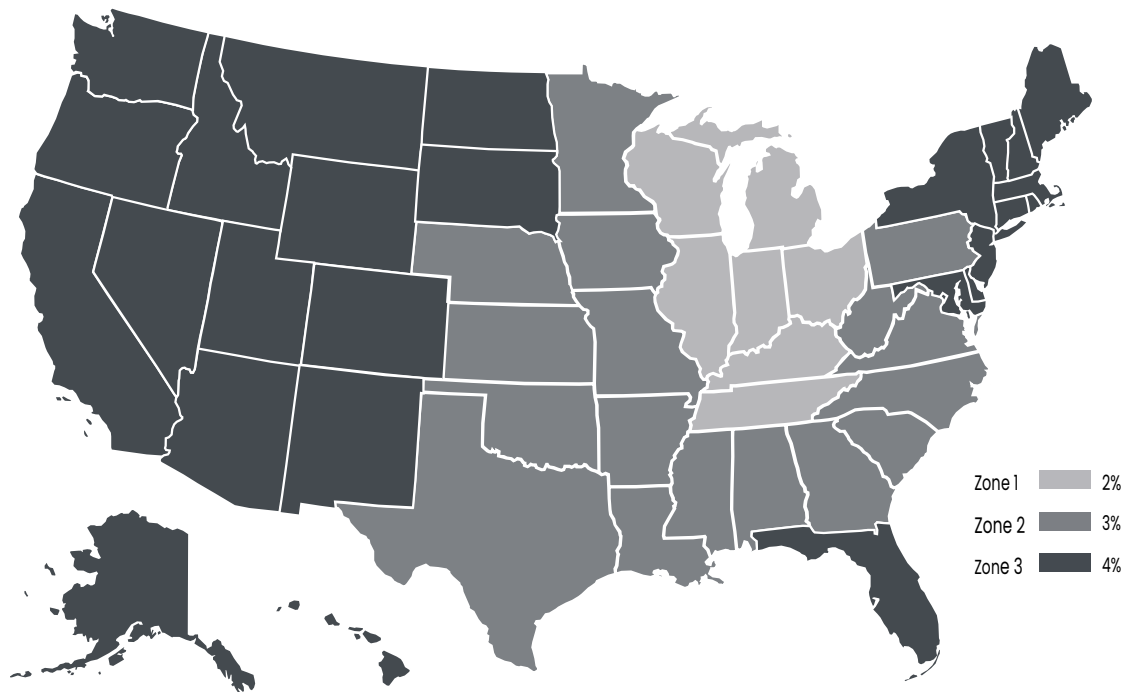
All Versteel products are constructed to pass the relevant ANSI/BIFMA standards. For more detailed specifications by series and base style, contact Versteel Customer Service at 800.876.2120.

Information regarding warranty, terms and conditions, shipping, care and maintenance, etc. can be found in the All Seating price list.

For further information about any Versteel product, please visit our website or contact a Versteel Customer Service Representative at 800.876.2020 or 813.634.2120.

All other trademarks and registered trademarks are the property of their respective owners.

Any rights not expressly granted herein are reserved.



* Percentage rates for **Alaska** and **Hawaii** are to Port of Exit in the 48 contiguous states.

Freight Program

Normal delivery is on a dock-to-dock basis, F.O.B. Versteel's factory in Jasper, Indiana. Orders within the 48 contiguous United States will be assessed a freight charge based on a percentage of the total list price, or a flat rate of \$300, whichever is greater. Using the zone map above apply the appropriate percentage to the total list to determine freight cost. Special requests such as inside delivery, "call before," etc. should be noted on the customer's purchase order and are subject to additional charges. Contact Versteel Customer Service regarding freight quotes for shipments to Canada, a minimum charge of \$400 will apply.

Oversize Shipping Fee

Orders received for items or tops greater than 94" in length will receive a \$250 net oversized shipping fee per order. Fee not applied to orders with multi-piece tops where each section is less than 94" in length.

All prices are delivered list price effective with date printed on cover and supersedes all other published price lists. Versteel reserves the right to change prices or specifications without prior notice. Orders are accepted subject to price prevailing at time of shipment.

versteel.com
Made in America
800 876 2120