



Training Tables

TESTERS

Our niche is you.

Training Tables

DURABLE. FLEXIBLE. VERSATILE.

What if a workspace could shift gears as fast as the ideas flow? Break out of the box and support creative, active environments with Versteel training tables. Designed to maximize modularity and functionality, these tables seamlessly integrate flexibility with high-quality style and strength. Every table is a launchpad for productivity and dynamic collaboration.

FEATURED

➔ Skware Tables + Companion + Interplay



OVERVIEW

TRAINING TABLE

Defining Features

Training tables are designed for maximum modularity and flexibility at a low cost for high-use spaces.

Training Features

Outset T-base

Laminate Rectangle Top

Modular Options

Modesty Panel

Slim-tilt

Casters

Linking

Transportation Carts

FEATURED

[→ Performance Table](#)



Table Series

- Brattice
- Eliga
- Performance
- Skware
- Troupe
- Ty
- Uno²
- Vela



Brattice



Eliga



Performance



Skware



Troupe



Ty



Uno²



Vela

Similar Series

These tables can be used for training and learning environments. They have similar features and functions that will be addressed throughout this presentation.

- Paces
- Sky
- TIM
- TOD
- Troupe In-line



Paces



Sky



TIM



TOD



Troupe In-line

SUSTAINABLE
DESIGN

TRAINING TABLE

Made in the USA

TRUSTING AND DEDICATED

Our products are proudly manufactured in southern Indiana with predominately American-sourced materials. Reinvesting in our national economy reduces environmental impact while supporting local businesses. Our skilled personnel are dedicated to quality and performance, resulting in products with superior functionality and global design influences.

[→ OUR STORY](#)




American Steel

COMMITMENT TO QUALITY

Our steel is sourced from Indiana and surrounding states. The steel is fabricated using a low-emissions process, contains 95% or greater recycled content, and is 100% recyclable at the end of a very long life. Pre- and post-consumer recyclability is one of the most valuable properties of American steel, saving precious raw materials and energy consumption for future generations.

→ SUSTAINABILITY



Smart Choices

DESIGN FOR THE ENVIRONMENT

- CARB II Compliant
- Intertek Clean Air Gold
- Qualifies for LEED + WELL Credits

Exceeds all applicable ANSI/BIFMA standards for safety and performance.

FEATURED

 Troupe Tables + Nerita Chairs



FEATURES +
OPTIONS

TRAINING TABLE

Tops + Edges

Sizes

For efficiency of use, training tables are a single rectangular top. Sizes are incremental (usually 6") ranging from 18" to 30" wide and 48" to 96" long.

Edge Profiles

Flat or Fluted PVC

Flat or Fluted Wood


Bumper

Reverse Bevel Acrylic

Ergo Urethane Edge (with PVC flat edge on 3 sides)

ABS edges are available as a PVC-free alternative.

Some edge options and sizes are only available on select series. See price list for more information.





Top Options

Table link

Grommets

Power/Data Solutions

Laptop Lockers



Power + Data

- Individually Powered
- Softwire Linking (non-sequential)
- Hardwire Linking
- Battery-Powered


In-surface, above surface, or below surface

Power Access

A showcase of Versteel's metal work, the bezel and door are manufactured in the USA by Versteel. This flush mount, inset unit has power and USB outlets. Specify in any standard Versteel powder coat color.



Versteel Power Access
(available in Versteel powder coats)



Axil® Z



Ashley Duo



Mho®

Modesty Panels

- Laminate Modesty
- Form Modesty (fixed or folding)
- Lightweight Form Modesty (fixed or removable)

Laminate modesty panels are available as fixed, removable, folding, or hanging. The hanging modesty works with Slim-tilt bases by remaining vertical while the top pivots 90°.

Form modesty panels have three channels that allow the routing of cables, with a wire exit at the back.

Lightweight Form modesty panels have a J-channel for wire management.



Laminate



Form Modesty



Lightweight Form Modesty



Troupe Panels

Troupe has a unique metal modesty manufactured by Versteel and available in Versteel powder coats. The fixed and removable modesties have a J-channel for wire management. The hanging modesty is flat to allow for tight nesting with the Slim-tilt base.

Slotted
Smooth

Fixed
Removable
Hanging



Fixed and Removable
(J-channel for wire management)



Hanging
(flat for tight nesting)



Slotted




Smooth

Bases

Tables include fixed, folding, or Slim-tilt bases.

Versteel's patented one-touch mechanism on the folding bases make setup and tear down quick and intuitive. Built in bumpers provide safety for stacking and doubles as handles for easy carrying.



Slim-Tilt

Space saving and user friendly
Release handle is easy to operate
Pivots 90° for tight nesting
Clear plastic bumpers double as wire management



Wire Management

Intuitive wire management solutions are built into the design of training tables.

Under Worksurface


In addition to Slim-tilt bumpers and the solutions provided by form modesty panels, baskets (modesty or under top mount) are available.

Base to Power Source

Aside from Vela, training table bases provide concealed wire management within the hollow steel column. Specify Base Wire Access (BWA) for grommets at the top and/or bottom of the base.

Vela may be specified with a design-oriented Wire Mesh Legway.

Additional options include cable hooks, canvas legway, and plastic legway.



Base Styles

- T1** T-Base
- C1** Cantilever (Eliga, Performance, Uno², Vela)
- TE** End-Sit (Eliga, Troupe)

End-sit bases are inset to allow leg room on the short side of tables for additional seating.




T-Base



Cantilever



End-Sit



Casters + Glides

Training tables can be specified with glides or four locking casters. Tables within a series are the same height whether they have glides or casters.

Casters

- Troupe 3” Hollow Caster
- Vela 3” Soft Wheel Vela Caster
- All others Dual Wheel (Hard or Soft)

Glides

- Ty Bell Glides
- All others Adjustable Nylon Glides

Self-leveling glides available. Brattice, Skware, Uno², and Vela have an option to mix casters and glides.



Dual Wheel "Versteel" Caster



Glide



Bell Glide and Soft Wheel Caster
(Shown here on TIM table)



Troupe 3" Hollow Caster



Vela 3" Soft Wheel Caster

Height Adjust

Sky Adjustable Height Tables

The patented pneumatic assist on Sky allows for a smooth height adjustment. Sky features many of the same options as training tables, including fixed or Slim-tilt, T-base or Cantilever, casters or glides.

Sky base styles coordinate with other table Brattice, Eliga, Performance, Skware, Troupe, or Vela.

Somet Adjustable Height Tables

Crank
Counter Balance Pneumatic

Adjustable Height Options

- BAM Motorized (special)
- BAP Pin-Height
- BAT Pneumatic



MATERIALS + FINISHES

TRAINING TABLE


Metal Finishes

Everyone (and every place) has a personality all their own. Versteel's standard powder coat offering provides options ranging from color pop to subtle neutrals. Some products are also available in Chrome or Nickel plating, which offers a deep luster finish.

Plated



Chrome




Nickel

Powder Coat



White Linen



Snow



Pearl



Coconut



Mica



Stone



Champagne



Fossil




Whisper



Nimbus




Silver



Pebble



Alloy




Anthracite



Storm



Carbon



Graphite



Bronze



Black Anodized



Ebony



Platinum (P)

Metal Finishes

Everyone (and every place) has a personality all their own. Versteel's standard powder coat offering provides options ranging from color pop to subtle neutrals. Some products are also available in Chrome or Nickel plating, which offers a deep luster finish.

Powder Coat




Hope (P)




Seaside




Shipyard




Navy




Forest



Terra Cotta




Nutmeg




Poppy



Mint




Calypso




Amethyst




Daffodil



Kelly Green




Royal



Crimson

Transparent



Gold (T)




Copper (T)



Garnet (T)



Pacific (T)



Raven (T)


Clear Coats

Crystal (T) gloss


Matte (T) flat

Laminate

Versteel offers hundreds of laminates from multiple manufacturers, including Formica and Wilsonart. Highlighted here are Versteel's Quickship laminates. Each of these (except White Tigris) have a coordinating PVC edge. For a full listing of laminate options, please visit our website.




Designer White



Grey



Platinum



Shadow



White Tigris




Kensington
Maple



Pralines + Cream



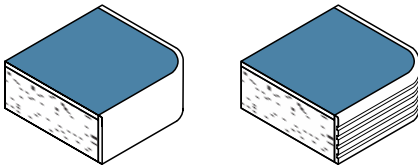
Absolute
Acajou



Florence
Walnut

Edge Colors

Versteel has a strategic collection of PVC and Urethane colors to give each customer a wide variety of options, as well as coordinate with our Quickship laminates and many of our powder coat colors.




Flat

Fluted


PVC




White Linen



Snow




Pearl



Coconut



Stone



Grey



Champagne



Whisper



Nimbus



Platinum



Fossil



Shadow




Alloy



Storm




Carbon



Graphite



Ebony



Florence
Walnut



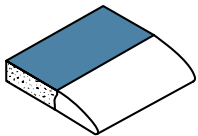
Absolute
Acajou



Pralines +
Cream



Kensington
Maple




Ergo

Urethane



White Linen



Pearl



Stone



Whisper



Nimbus




Fossil



Alloy



Storm



Graphite



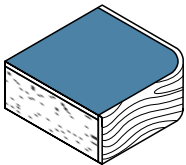
Ebony

Edge Colors

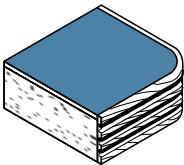
Versteel has a strategic collection of PVC and Urethane colors to give each customer a wide variety of options, as well as coordinate with our Quickship laminates and many of our powder coat colors.

Edge Colors

Wood edges are available on Maple, Ash, Cherry, and Walnut in the finishes shown here. Each finish enhances the natural beauty of the wood while providing lasting protection.



Flat



Fluted

Maple



Caramel Maple



Solar Maple



Sugar Maple

Ash



Beach




Chestnut



Drift




Fawn



Fog



Pebble



Whisper

Cherry



Blossom
Cherry




Cordovan
Cherry



Golden
Cherry



Java
Cherry



Millwork
Cherry


Walnut



Brighton
Walnut



Espresso
Walnut



Natural
Walnut



QUICKSHIP

TRAINING TABLE



Quickship

TIGHT DEADLINES?

→ [Paces](#) | [Performance](#) | [Vela](#)

Up to 50 tables without modesty panel or 25 tables with modesty panel ship within 10 business days of the clean purchase order.

Orders must be clearly marked “Quickship” and consist of all Quickship products and materials.

FEATURED

→ [Performance Tables](#)





Quickship

OPTIONS

- Fixed, folding, or Slim-tilt bases
- Fixed, hanging, removable, or folding modesty
- Wheelchair height available
- Glides or casters
- Table link
- Standard PVC edge or flat wood edge
- Any standard powder coat
- Quickship laminates
- Vela wire mesh



Paces



Performance



Vela



BREADTH OF LINE

TRAINING TABLE

TABLES

BRATTICE

Brattice adapts to evolving spaces with functional features that allow for folding, linking, tilting, nesting and more. Varying shapes, sizes and bases provide solutions from training to dining. With high-design, quality construction, Brattice tables stand up to years of hard use and look great doing it.

[➔ VIEW BRATTICE ONLINE](#)



ELIGA

Define your workspace with personality and style. Eliga’s parallelogram-shaped legs create a mitered, sleek look for adjoining tables. Eliga offers a wide range of collaborative, corporate and education solutions with multiple base styles, seated and standing heights, and varying functional options.

[➔ VIEW ELIGA ONLINE](#)

TABLES

PERFORMANCE

Performance has the style and durability to withstand high-use environments. Adjust, link, tilt, fold, roll or nest – whatever your space needs. Multi-purpose tables provide flexible solutions with various table heights, sizes and shapes. Power and data options add functional connectivity and can be discretely concealed with wire management inside the leg.

[➔ VIEW PERFORMANCE ONLINE](#)



SKWARE

Skware, a no-nonsense table with practical solutions for every environment imaginable. The rectilinear bases are available in a variety of styles and provide a crisp, clean aesthetic. Built to last, Skware is engineered to Versteel’s high standards of strength and durability.


[➔ VIEW SKWARE ONLINE](#)

TABLES

TROUPE

Strong lines and soft curves collide into a beautifully dynamic aesthetic with Troupe. Multiple table styles with two distinct Troupe bases address varying design and purpose-driven needs. Tapered legs are formed and layered into a unique, inverted profile, while the beautifully refined T-base allows for functional options in modular spaces. Outfit Troupe with various power and data solutions and conceal wires within the leg.

[➔ VIEW TROUPE ONLINE](#)



TY

Make Ty your first and last choice when choosing a table. Built with the user in mind, Ty comes in both fixed and tilt-nest version, which allow for easy configuration to complete a room without a hassle.

[➔ VIEW TY ONLINE](#)



TABLES

UNO²

A contemporary, rectilinear series with a working pedigree, Uno² has a simple yet practical presence. Customize with modesties, mobility, linking and more for various applications. Transform Uno² into a modern tech hub with power/data units and wire management solutions.

[➔ VIEW UNO² ONLINE](#)



VELA

Vela unites strength and versatility with refined style. Create training, meeting or leisure configurations with an almost endless selection of base styles, top shapes and table sizes. Unique to Vela, the Wire Mesh Legway ensures wires are hidden without compromising design.

[➔ VIEW VELA ONLINE](#)

NERITA

Nerita withstands everyday use while maintaining its sophisticated appeal. Its concave profile naturally conforms to the user, providing uncompromising comfort. The single-piece poly shell is offered in arm or armless. Four base styles provide versatile options to suit a variety of purposes.

[➔ VIEW NERITA ONLINE](#)



SEATING



QUANTA MAX

Quanta Max adapts to the spontaneous needs of the always active and ever-changing work and learning environments. The flexible back moves with you, interacting with your motions to maximize comfort. Quanta Max chairs are stackable and portable, allowing you to make more efficient use of your space.

[➔ VIEW QUANTA MAX ONLINE](#)

COMPANION

Companion is stylish, versatile and stackable. Accommodate any seating application with selections of youth and adult, chairs and stools, arm and armless, and radius and flared backs. Customize with casters, armcaps and various material combinations for a personalized touch.

[➔ VIEW COMPANION ONLINE](#)



SEATING



SIMON

SIMON has a Flex Motion design with synchronized seat and back movement to deliver proven comfort and support. Adaptable to multi-use spaces, SIMON's gently curved frame allows it to be tightly nested in large quantities or stacked on the floor or a cart. Make SIMON work for you with various material combinations and specification options.

[➔ VIEW SIMON ONLINE](#)

Marketing Tools

Brochures
Price Lists
Symbols

➔ [VIEW TRAINING TABLES ONLINE](#)

Available on CET

➔ [DOWNLOAD VERSTEEL EXTENSION](#)

FEATURED

➔ [Troupe Tables + SIMON Chairs](#)



Our niche is you.

HOW TO ORDER

Contact your Versteel Sales Representative to get started.

OUR MISSION

Since the first Versteel table rolled off the line in our hometown of Jasper, Indiana, Versteel has been about versatility, integrity, impeccable quality and great design. Our commitment to innovation and versatility is unwavering.

CONTACT US

versteel.com

800 876 2120

Made in America