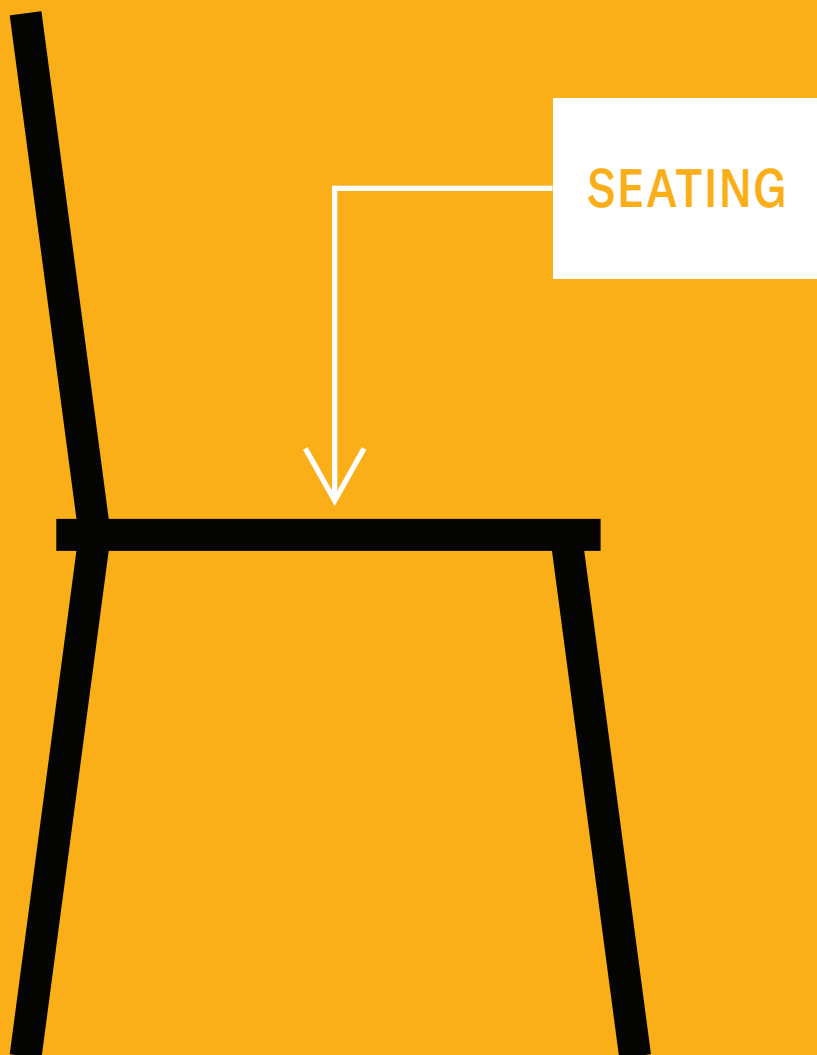


# Price List

JUMP TO PRICING [CLICK HERE](#)



# VERSTEEL



Catwalk is a modular soft-seating series featuring low, mid and high ledge heights that allow you to create endless configurations. Ledges may be specified in laminate, veneer or upholstery.

#### Features

The seat height for all catwalk units is 17 ½" tall. The unit to unit connection points for all seating models along with same cushion dimensions allow for easy configuration changes in the field.

#### Legs

Legs are 1 ¼" diameter steel tube with adjustable nylon glides.

#### Cat's Paw™

Every Catwalk unit is shipped with Cat's Paw linking brackets to ensure units remain connected in desired configuration. This unique design requires no tools to link units, and allows the brackets to remain on the unit when not in use.

#### Connector Tops

Two connector tops: rectangle and wedge may be specified to be linked to any catwalk upholstered unit. Available in laminate or veneer, these tops must be used between two units. They cannot be used at the beginning or an end of a run.

#### Power

If you desire USB charging the Salt unit is a perfect solution offering three different charging options. The Pepper unit is available when a power outlet is required. Additional information can be found on page 14.

#### Shipping Schedule

##### Standard Items

Fully Upholstered	4-5 WEEKS
Laminate, PVC Edge	4-5 WEEKS
Laminate, Wood Edge	4-5 WEEKS
Veneer, Wood Edge	6-8 WEEKS

Contact Versteel for special lead time requests.

#### BIFMA

All Versteel products are constructed to pass the industry test standards set forth by BIFMA. For more detailed specifications by series and base style, contact Versteel Customer Service at 800.876.2120.

Additional information regarding warranty, terms and conditions, shipping, care and maintenance, etc. can be found on pages 2-6 of the All Seating price list.

**Standard Versteel Upholstery**

Standard Versteel Upholstery offers a range of materials, from fabrics in a variety of colors and textures to vinyls for soil resistance. Please refer to Versteel's fabric cards, upholstery options pages in the All Seating price list, or the "Materials and Finishes" section of our website for information.

**Grade-In Upholstery**

Versteel has coordinated with upholstery manufacturers to simplify your order process. Many of the manufacturers' offerings have been pre-approved for application on Versteel Seating.

Contact Versteel Customer Service with your selected fabric choice to be graded in. You will be supplied with the appropriate grade-in designator. On your purchase order, complete the information with the pattern name, color description and grade-in designator, and Versteel will take it from there.

**Customer's Own Material**

Customer's Own Materials (COM's) are not an issue on Catwalk. Many COM's are pre-approved for application on Versteel Seating. Call Versteel Customer Service with your COM selection to determine if it has been pre-approved. If your selection has not been pre-approved, reference the "Receiving COM Approval" section below.

**Receiving COM Approval**

Not all materials are suitable for upholstery on Catwalk. A 12" x 12" memo sample must be supplied for approval before a COM material is accepted for an order. If the material is directional in pattern or weave, the pattern repeat (in inches) in both directions or the weave direction must be supplied.

**Excess COM**

Versteel will not store excess COM for more than 30 days after the order has been completed. If excess material is to be returned after order completion, send the request to Versteel Customer Service prior to acknowledged ship date. It is the customer's responsibility to arrange for the return of the material "freight collect."

**COM Requiring Application Test**

If an application test is required for your selected COM, send test sample material along with the following.

1. Name and return address
2. Model selected
3. Sketch showing special requirements for the positioning of the materials' pattern on the seat and ledge, if special considerations are required.

**NOTE** ALL UPHOLSTERIES ARE CUT UP THE ROLL TO MAXIMIZE YIELD AND WEAR PERFORMANCE

**Ship COM to:**

Versteel  
2332 Cathy Lane  
Jasper, IN 47546

COM must be shipped to the factory with transportation costs "prepaid." If material is considered defective or unusable, it will be returned "transportation collect."

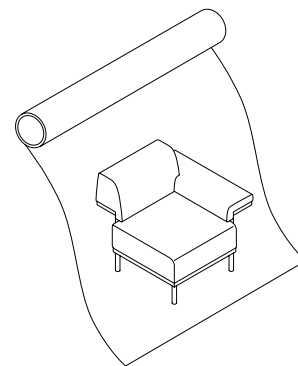
For standard lead time orders, tag fabric with purchase order number and identify with project number if possible.

**Application of Directional Fabrics**

Due to the upholstering process, some fabrics not considered directional by the supplier may be considered directional by Versteel.

All COM's are cut "up the roll" unless otherwise directed by the customer (see illustration below).

**EXAMPLE** PATTERN CUT "UP THE ROLL"



If special cutting or upholstery application is required, you must indicate requirement at time of order entry.

**Catwalk COM Yardage Requirements**

COM yardage requirements are calculated based on a material width of 54" and a repeat of 2" or less. For material less than 54" wide, contact Versteel for yardage requirements. Use the chart below as a guide to calculate your COM yardage. The "Same" column is for those units that are specified with the same fabric on the seat and the ledge. For quantities greater than 6, contact Versteel Customer Service for calculation of COM yardage by model.

Quantity of Units	1			2			3			4			5			6		
	Seat	Ledge	Same	Seat	Ledge	Same	Seat	Ledge	Same	Seat	Ledge	Same	Seat	Ledge	Same	Seat	Ledge	Same
<b>Single</b>																		
w/Ledge	2.0			3.0			4.0			5.0			6.0			6.5		
w/Low Bumper Ledge	2.0	1.0	2.0	3.0	1.5	3.5	4.0	1.5	5.0	5.0	1.5	6.0	6.0	2.0	7.0	6.5	2.5	8.0
w/Low Padded Ledge	2.0	1.0	3.0	3.0	2.0	5.0	4.0	2.0	6.0	5.0	2.5	7.5	6.0	3.0	9.0	6.5	3.5	10.0
w/Mid Padded Ledge	2.0	1.5	3.5	3.0	2.0	5.0	4.0	2.5	6.5	5.0	3.5	8.5	6.0	3.5	9.5	6.5	4.5	11.0
w/High Padded Ledge	2.0	1.5	3.5	3.0	2.5	5.5	4.0	3.0	7.0	5.0	4.0	9.0	6.0	4.5	10.5	6.5	5.5	12.0
<b>Corner</b>																		
w/Ledge	2.0			3.0			4.0			5.0			6.0			6.5		
w/Low Bumper Ledge	2.0	1.5	3.5	3.0	1.5	4.5	4.0	2.5	6.5	5.0	3.0	8.0	6.0	3.5	9.5	6.5	4.0	10.5
w/Low Padded Ledge	2.0	2.0	4.0	3.0	3.5	6.5	4.0	5.0	9.0	5.0	6.0	11.0	6.0	7.5	13.5	6.5	9.0	15.5
w/Mid Padded Ledge	2.0	3.0	5.0	3.0	4.5	7.5	4.0	6.0	10.0	5.0	8.0	13.0	6.0	9.5	15.5	6.5	11.0	17.5
w/High Padded Ledge	2.0	3.5	5.5	3.0	5.5	8.5	4.0	7.5	11.5	5.0	9.5	14.5	6.0	11.5	17.5	6.5	13.5	20.0
<b>End</b>																		
w/Low Pad Ledge + Mid Padded Ledge	2.0	2.5	4.5	3.0	3.5	6.5	4.0	5.0	9.0	5.0	5.5	10.5	6.0	7.0	13.0	6.5	8.0	14.5
w/Low Pad Ledge + High Padded Ledge	2.0	2.5	4.5	3.0	4.0	7.0	4.0	5.5	9.5	5.0	6.5	11.5	6.0	8.0	14.0	6.5	9.5	16.0
<b>Split Level</b>																		
w/Top	2.0			3.0			4.0			5.0			6.0			6.5		
w/Low Padded Top	2.0	2.0	4.0	3.0	3.5	6.5	4.0	4.0	8.0	5.0	5.5	10.5	6.0	5.5	11.5	6.5	7.5	14.0
w/Mid Padded Top	2.0	2.0	4.0	3.0	4.0	7.0	4.0	5.0	9.0	5.0	6.5	11.5	6.0	7.5	13.5	6.5	9.5	16.0
<b>Bridge Models</b>																		
w/Top	3.0			5.0			6.5			8.5			11.5			13.5		
w/Low Padded Top	3.0	2.0	5.0	5.0	3.5	8.5	6.5	4.0	10.5	8.5	5.5	14.0	11.5	5.5	17	13.5	7.5	21.0
w/Mid Padded Top	3.0	2.0	5.0	5.0	4.0	9.0	6.5	5.0	14.5	8.5	6.5	15.0	11.5	7.5	19	13.5	9.5	23.0
<b>Ottoman</b>																		
Seat Only	2.0			3.0			4.0			5.0			6.0			6.5		



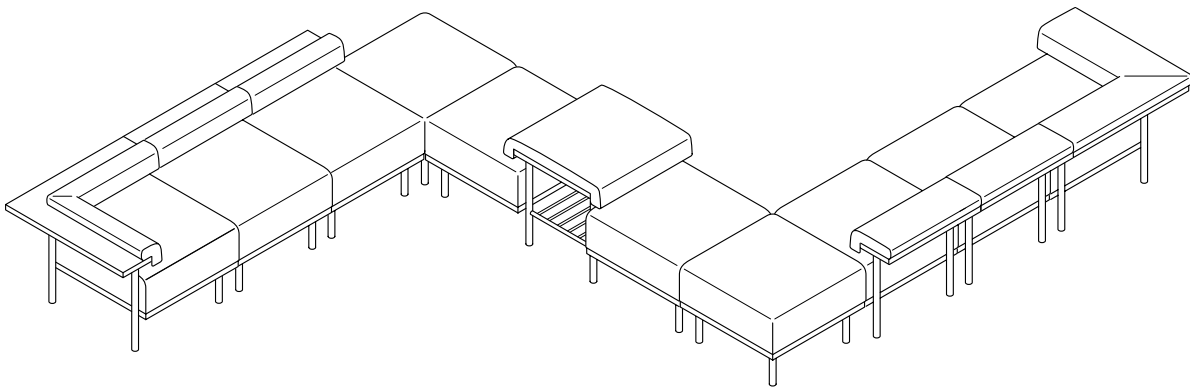
**Linking Configurations**

All Catwalk models can be combined to create configurations for relaxation, studying, collaboration, etc. Mix and match different ledge heights and styles along with the ottoman or one of the connector tops. When using a connector top keep in mind it must be used between non-ledge sides of two units.

**Configuration Examples**

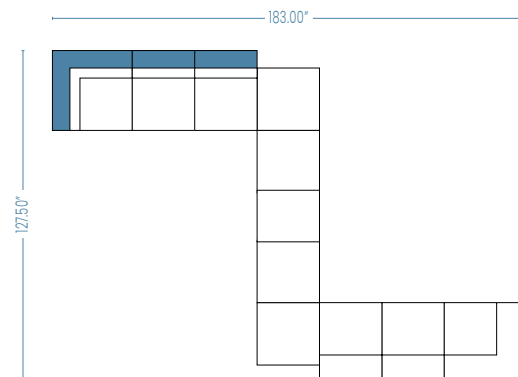
Versteel will help you with your configuration if you have concerns. Simply call Customer Service and provide the dimensions of your space and the type of configuration you desire. Like any other space planning, it is helpful to know where the power sources are, as well as windows, doors and other obstructions and proposed traffic patterns.

Shown below on pages 7, 8 and 9 are some idea starters. Units are priced with a powder coat frame, grade 2/COM fabric, laminate ledge and PVC edge.

**Zig Zag Configuration**

- (1) CW3030 L02LP
- (2) CW2430 L02LP
- (2) CW2424
- (1) CW2466 L03P
- (2) CW2431 L03P
- (1) CW3131 L03P

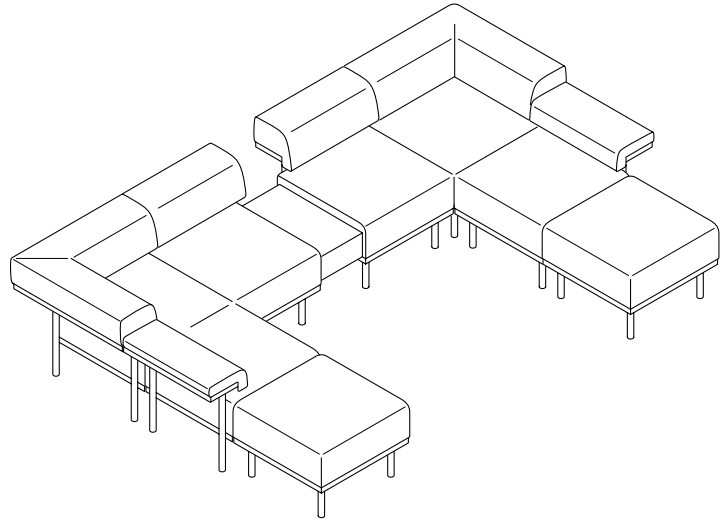
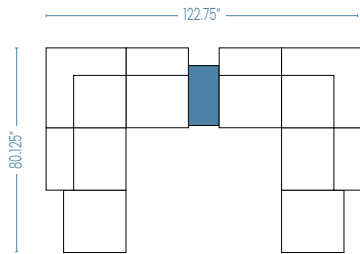
Total List: \$22,152



**U Configuration**

- (2) CW2424
- (2) CW2431 L03P
- (2) CW3131 M03P
- (2) CW2431 M03P
- (1) CW1223RE

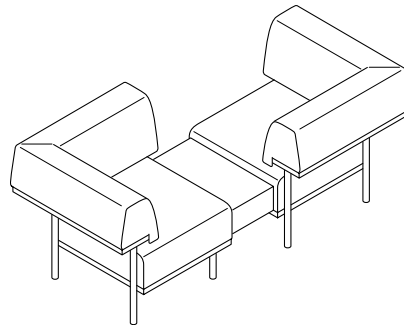
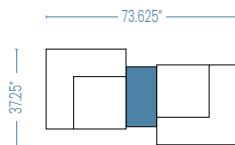
Total List: \$20,169



**Conversation Configuration**

- (2) CW3131 H03P
- (1) CW1223RE

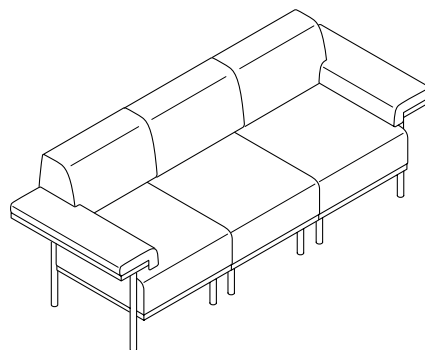
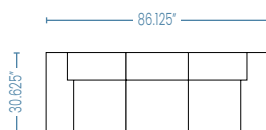
Total List: \$7,671



**Sofa Configuration**

- (1) CW3131 LRHB03P
- (1) CW2431 H03P
- (1) CW3131 LLHB03P

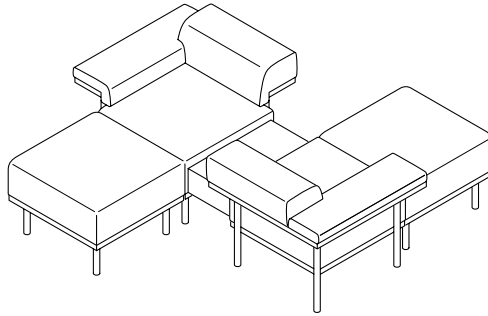
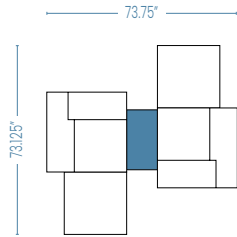
Total List: \$8,562



**Chaise Configuration**

- (2) CW2424
- (2) CW3131 LRMB03P
- (1) CW1223RE

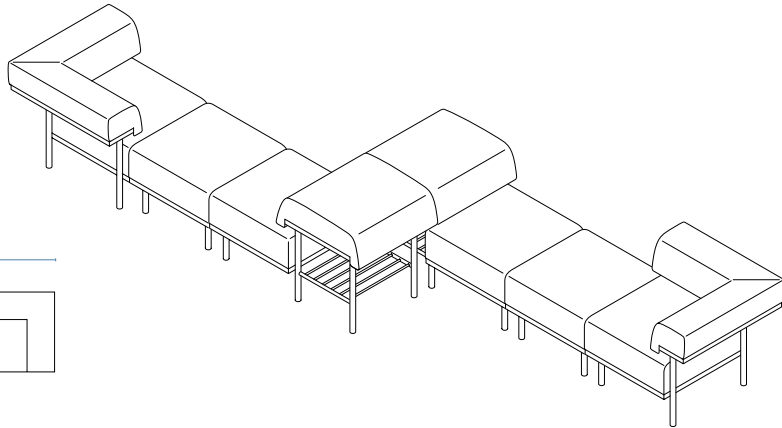
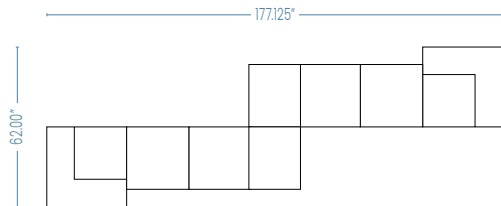
Total List: \$10,597



**Offset Inline Configuration**

- (2) CW3131 M03P
- (2) CW2424
- (2) CW2446 M03P

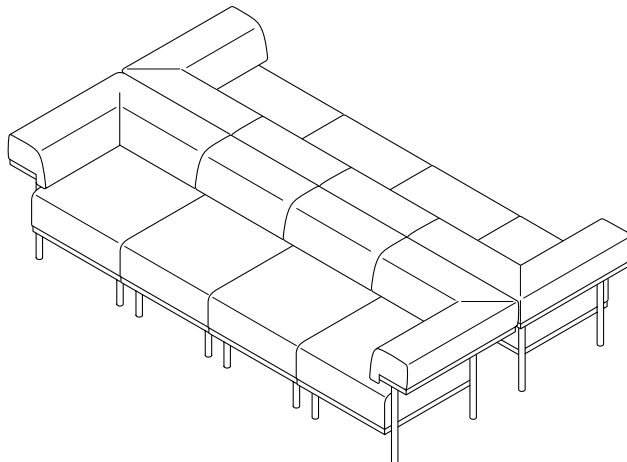
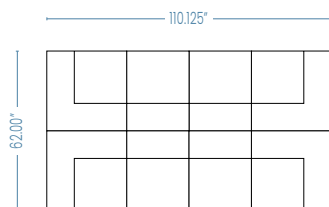
Total List: \$15,786



**Back to Back Configuration**

- (4) CW3131 M03P
- (4) CW2431 M03P

Total List: \$22,160

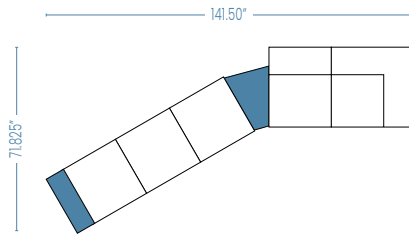
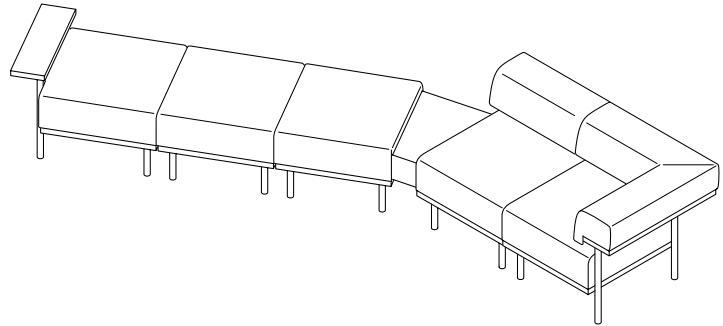




**Angled Configuration**

- (1) CW2430 L01LP
- (2) CW2424
- (1) CW30D18WG
- (1) CW2431 M03P
- (1) CW3131 M03P

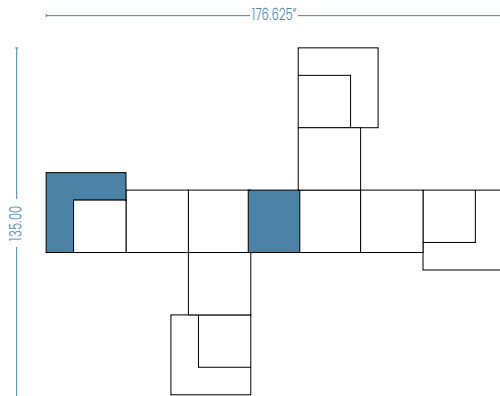
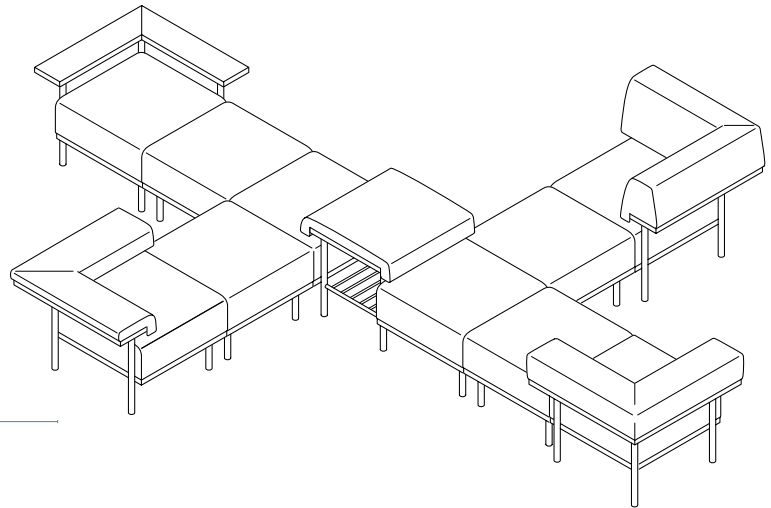
Total List: \$12,174



**Pinwheel Configuration**

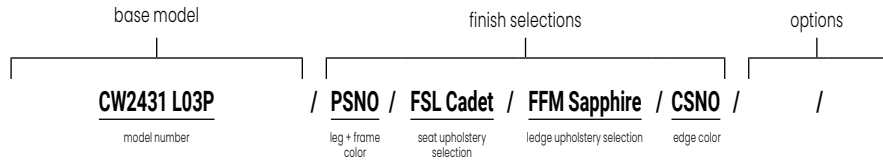
- (1) CW2466 L03P
- (4) CW2424
- (1) CW3131 L03P
- (1) CW3030 L01LP
- (1) CW3131 H03P
- (1) CW3131 M03P

Total List: \$22,186



**To Order, Specify...**

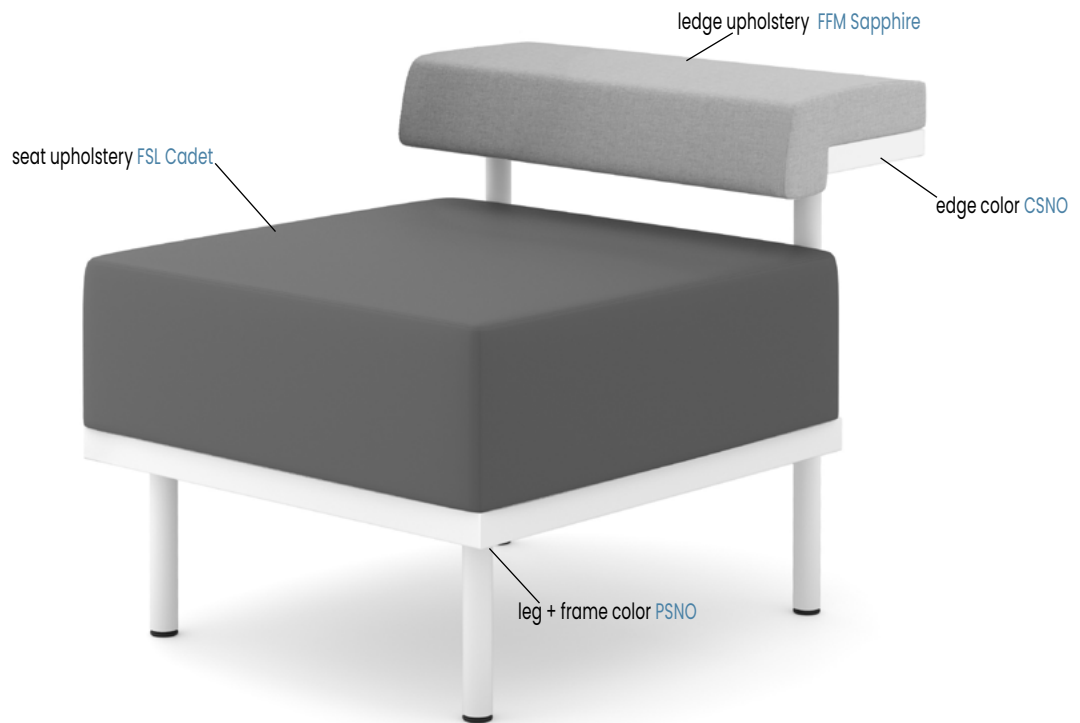
- 1 Model Number, include edge style
- 2 Leg + Frame Color
- 3 Seat Upholstery Selection
- 4 Bumper Upholstery Selection
- 5 Ledge Material
  - a. Laminate manufacturer + color
  - b. Veneer species + finish color
  - c. Upholstery Selection
- 6 Ledge Edge Color or Finish
- 7 Additional Options



A **CW2431 L03P** is a Catwalk series, single with upholstered seat and upholstered low padded ledge and flat PVC edge.

The codes **PSNO / FSL Cadet / FFM Sapphire / CSNO** specify Snow legs and frame color with Grade 3 Solitaire Cadet upholstery for the seat and a Grade 4 Faux Mo Sapphire fabric for the ledge with a Snow PVC edge.

**Model Number** CW2431 L03P



**Orders may be sent via**

**Mailing Address**  
Versteel  
2332 Cathy Lane  
Jasper IN 47546

**Contact Versteel**

**Email**            contact@versteel.com  
**Phone**            800 876 2120  
                          812 634 2120  
**Fax**                812 482 9318

**Powder Coat Finishes**

All powder coat finishes in the Versteel offering have been formulated with the use of epoxy, polyester or epoxy and polyester blends to maximize the finish durability.

**Powder Coat Finish Options**

Powder Coat – Standard . . . . .	n/c
Powder Coat – Premium. . . . .	\$158

**Powder Coat Colors**

Alloy . . . . .	.PALY	Navy . . . . .	.PNAV
Amethyst . . . . .	.PAME	Nimbus. . . . .	.PNIM
Anthracite . . . . .	.PANT	Nutmeg . . . . .	.PNUT
Black Anodized. . . . .	.PBLA	Pearl . . . . .	.PPEA
Bronze . . . . .	.PBRO	Pebble . . . . .	.PPEB
Calypso . . . . .	.PCAL	Platinum . . . . .	.PPLA
Carbon . . . . .	.PCAR	Poppy. . . . .	.PPOP
Champagne . . . . .	.PCHA	Royal . . . . .	.PROY
Coconut . . . . .	.PCOC	Seaside . . . . .	.PSEA
Crimson . . . . .	.PCRI	Shipyard . . . . .	.PSHI
Daffodil. . . . .	.PDAF	Silver . . . . .	.PSIL
Ebony . . . . .	.PEBO	Snow . . . . .	.PSNO
Forest. . . . .	.PFOR	Stone . . . . .	.PSTO
Fossil . . . . .	.PFOS	Storm. . . . .	.PSTM
Graphite . . . . .	.PGRA	Terra Cotta . . . . .	.PTEC
Hope . . . . .	.PHOP	Whisper . . . . .	.PWHI
Kelly Green . . . . .	.PKEG	White Linen . . . . .	.PWHL
Mica. . . . .	.PMIC	Powder Coat Alternative .	.OPA
Mint . . . . .	.PMNT		

**NOTE** TRANSPARENT POWDER COATS ARE NOT AVAILABLE ON CATWALK

**Premium Powder Coats (indicated by P)**

Versteel’s premium process uses specially formulated powder coats for a truly unique color palette.

**Plated**

Versteel offers two plated options: Chrome and Nickel. Chrome is our most durable finish available and is a deep luster chrome plated finish. Nickel is a plated finish with a clear coat applied for durability. An upcharge applies for plated finishes. See product pricing pages for upcharge.

Chrome . . . . .	ECHR
Nickel . . . . .	ENKL

**Laminate**

Versteel’s standard offering of laminates includes over 900 laminates from Formica, Nevamar, Pionite and Wilsonart.

Laminate manufacturers change standard offerings frequently, making it possible a standard product can become unavailable. Versteel cannot be responsible for any inconvenience this may cause.

**PVC Edge Colors**

Absolute Acajou . . . . .	.CABA	Nimbus. . . . .	.CNIM
Alloy. . . . .	.CALY	Pearl . . . . .	.CPEA
Carbon. . . . .	.CCAR	Platinum. . . . .	.CPLA
Champagne . . . . .	.CCHA	Pralines & Cream . . . . .	.CPRC
Coconut . . . . .	.CCOC	Shadow . . . . .	.CSHA
Ebony. . . . .	.CEBO	Snow . . . . .	.CSNO
Florence Walnut . . . . .	.CFLW	Stone . . . . .	.CSTO
Fossil . . . . .	.CFOS	Storm . . . . .	.CSTM
Grahitte. . . . .	.CGRA	Whisper . . . . .	.CWHI
Grey. . . . .	.CGRE	White Linen . . . . .	.CWHL
Kensington Maple. . . . .	.CKEM		

**Wood Edge Species**

Ash . . . . .	.A01	Maple. . . . .	.M01
Cherry . . . . .	.C01	Walnut . . . . .	.W01

**Wood Edge Finishes**

**Ash**

Beach. . . . .	.WBEA	Fog . . . . .	.WFOG
Chestnut. . . . .	.WCHE	Pebble . . . . .	.WPEB
Drift . . . . .	.WDRI	Whisper . . . . .	.WWHI
Fawn . . . . .	.WFAW		

**Cherry**

Blossom Cherry . . . . .	.WBLC	Java Cherry. . . . .	.WJAC
Cordovan Cherry . . . . .	.WCNC	Millwork Cherry. . . . .	.WMWC
Golden Cherry . . . . .	.WGNC		

**Maple**

Caramel Maple . . . . .	.WCMM	Sugar Maple . . . . .	.WSUM
Solar Maple. . . . .	.WSLM		

**Walnut**

Brighton Walnut . . . . .	.WBRW	Natural Walnut. . . . .	.WNAW
Espresso Walnut. . . . .	.WESW		

**Veneer**

Catwalk ledges are available with plain sliced Ash, Cherry, Maple and Walnut veneers.

**Veneer Species**

Ash . . . . .	AP01	Maple. . . . .	MP01
Cherry . . . . .	CP01	Walnut . . . . .	WP01

**Veneer Finish****Ash**

Beach. . . . .	VBEA	Fog . . . . .	VFOG
Chestnut. . . . .	VCHE	Pebble . . . . .	VPEB
Drift . . . . .	VDRI	Whisper . . . . .	VWHI
Fawn . . . . .	VFAW		

**Cherry**

Blossom Cherry . . . . .	VBLC	Java Cherry. . . . .	VJAC
Cordovan Cherry . . . . .	VCNC	Millwork Cherry. . . . .	VMWC
Golden Cherry . . . . .	VGNC		

**Maple**

Caramel Maple . . . . .	VCMM	Sugar Maple . . . . .	VSUM
Solar Maple. . . . .	VSLM		

**Walnut**

Brighton Walnut . . . . .	VBRW	Natural Walnut. . . . .	VNAW
Espresso Walnut. . . . .	VESW		

**Walnut**

Brighton Walnut . . . . .	VBRW	Natural Walnut. . . . .	VNAW
Espresso Walnut. . . . .	VESW		

**Powder Coat Alternative****Call for quotation**

Specify code **OPA** (Powder Coat Alternative), add cost from Versteel quotation

Powder Coat Alternative is available from Versteel. The entire RAL color reference along with hundreds of other color and finishes are available.

For Powder Coat Alternative matching, you must supply a color reference sample, or an RAL number. Versteel will review the sample for possible existing colors available and send a sample for customer approval. If no color match exists a custom match can be developed. Call Versteel Customer Service for associated upcharges on custom color development.

**NOTE** CUSTOM COLOR MATCHING APPROVALS MAY AFFECT STANDARD PRODUCTION SCHEDULES

**Special Laminate****Call for quotation**

Specify code **TSP** (Special Laminate), indicate the quoted charges per table

Special laminates and patterns can be specified as an option on Troupe. To specify, contact Versteel for availability and pricing.

**NOTE** LAMINATES IN STANDARD COLORS AND TEXTURES FROM FORMICA, NEVAMAR, PIONITE AND WILSONART ARE STANDARD

**CAUTION** LAMINATE MANUFACTURERS CHANGE STANDARD OFFERINGS FREQUENTLY, AND IT IS POSSIBLE THAT A STANDARD PRODUCT CAN BECOME UNAVAILABLE. VERSTEEL CANNOT BE RESPONSIBLE FOR ANY INCONVENIENCE THIS MAY CAUSE.

**Custom PVC Color Match****Call for quotation / one time charge per color, per order**

Specify code **OCF** (Custom PVC Color Match), add cost from Versteel quotation

PVC Color Match can be the selection of a color that is available from a Versteel supplier or a new custom color developed for the order. Minimum footage requirements mean that the amount of material needed for your order will effect the cost.

For PVC Color Matching you must supply a color reference sample. Versteel will review the sample for possible existing colors available and send a sample for customer approval. If no color match exists, a custom match will be developed and sampled for customer approval before a production schedule is established.

**NOTE** CUSTOM COLOR MATCHING APPROVALS MAY AFFECT STANDARD PRODUCTION SCHEDULES

**Stain Finish Match****\$957 / one time charge per finish, per order**

Specify code **OSM** (Stain Finish Match), add \$957.00 list per finish, per order

Alternative Stain Finishes are available for veneer and wood edged tops.

For Stain Finish Matching you must supply two 4" x 4" finish color and grain reference samples. An expertly finish matched sample will be provided for customer approval.

**NOTE** CUSTOM COLOR MATCHING APPROVALS MAY AFFECT STANDARD PRODUCTION SCHEDULES

**Veneer or Wood edge Alternatives**

For veneer or wood edge requirements other than our standard plain sliced Ash, Cherry, Maple or Walnut, contact Versteel Customer Service with the specifications of the materials you would like to specify.

**NOTE** VENEER OR WOOD EDGE ALTERNATIVES APPROVAL MAY AFFECT STANDARD PRODUCTION SCHEDULES

**Wood Finish Alternatives**

Versteel finish has a natural grain fill level finish appearance, contact Versteel Customer Service for alternative fill levels. Coarse grain will require additional application steps for a full-fill grain appearance and will require a quote.

**NOTE** WOOD FINISH ALTERNATIVE APPROVAL MAY AFFECT STANDARD PRODUCTION SCHEDULES

**Salt or Pepper**

Individual dual USB charger or power outlet for easy, quick access applications.

**SPECIFICATIONS**

- Salt or Pepper hole mount is 1 3/4" diameter
- Spill-proof power simplex
- Square grommet
- 72" long power cord

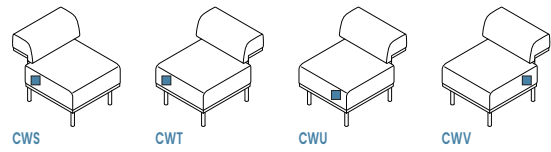
Model	Description	
SSLT3	One (1) single port high power USB C charger	\$418 list
SSLT4	One (1) USB A + USB C Charger	\$251 list
SPPR	One (1) power outlet	\$110 list

**Unit Color**

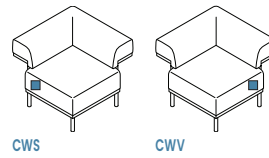
BERP	Berry	n/c
BLKP	Black	n/c
DSKP	Dusk	n/c
FOGP	Fog	n/c
HNYP	Honey	n/c
NVYP	Navy	n/c
PCKP	Peacock	n/c
PPYP	Poppy	n/c
SRMP	Storm	n/c
WHTP	White	n/c

**Model Example: SSLT4-BLKP**

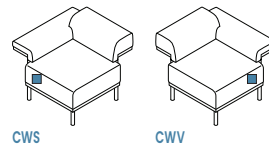
**Single**



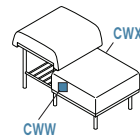
**Corner**



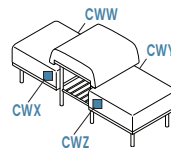
**End (electrical on same side as low padded ledge only)**



**Split Level**



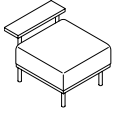
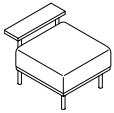
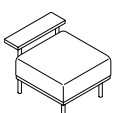



**Bridge**





**Questions?**

1.800.876.2120

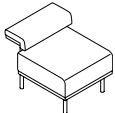
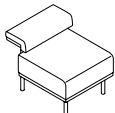

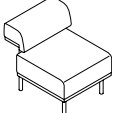


Model #	Description	Dimensions	Product Wt	material >	Fabric	Fabric	Fabric	Fabric	Fabric
				grade >	Grade 2	Grade 3	Grade 4	Grade 5	Grade 6
				or COM					
 <b>CW2430 L01LP</b>	Single with Ledge Seat - Upholstered Ledge - Laminate/Flat PVC	Overall Height: 22" Overall Width: 30 <sup>1</sup> / <sub>4</sub> " Overall Depth: 24" Seat Height: 17 <sup>1</sup> / <sub>2</sub> " Seat Width: 23" Seat Depth: 24" Ledge Depth: 7 <sup>1</sup> / <sub>4</sub> "	44	1915	2050	2319	2724	3263	
 <b>CW2430 L01LW</b>	Single with Ledge Seat - Upholstered Ledge - Laminate/Flat Wood	Overall Height: 22" Overall Width: 30 <sup>1</sup> / <sub>4</sub> " Overall Depth: 24" Seat Height: 17 <sup>1</sup> / <sub>2</sub> " Seat Width: 23" Seat Depth: 24" Ledge Depth: 7 <sup>1</sup> / <sub>4</sub> "	44	2086	2221	2490	2895	3434	
 <b>CW2430 L01VW</b>	Single with Ledge Seat - Upholstered Ledge - Veneer/Flat Wood	Overall Height: 22" Overall Width: 30 <sup>1</sup> / <sub>4</sub> " Overall Depth: 24" Seat Height: 17 <sup>1</sup> / <sub>2</sub> " Seat Width: 23" Seat Depth: 24" Ledge Depth: 7 <sup>1</sup> / <sub>4</sub> "	44	2429	2564	2834	3238	3778	
 <b>CW2430 L02LP</b>	Single with Low Bumper Ledge Seat - Upholstered Bumper - Upholstered Ledge - Laminate/Flat PVC	Overall Height: 24 <sup>1</sup> / <sub>4</sub> " Overall Width: 30 <sup>1</sup> / <sub>4</sub> " Overall Depth: 24" Seat Height: 17 <sup>1</sup> / <sub>2</sub> " Seat Width: 20 <sup>3</sup> / <sub>8</sub> " Seat Depth: 24" Ledge Depth: 6 <sup>1</sup> / <sub>4</sub> "	46	2234	2436	2840	3447	4256	
 <b>CW2430 L02LW</b>	Single with Low Bumper Ledge Seat - Upholstered Bumper - Upholstered Ledge - Laminate/Flat Wood	Overall Height: 24 <sup>1</sup> / <sub>4</sub> " Overall Width: 30 <sup>1</sup> / <sub>4</sub> " Overall Depth: 24" Seat Height: 17 <sup>1</sup> / <sub>2</sub> " Seat Width: 20 <sup>3</sup> / <sub>8</sub> " Seat Depth: 24" Ledge Depth: 6 <sup>1</sup> / <sub>4</sub> "	46	2405	2607	3011	3618	4427	
 <b>CW2430 L02VW</b>	Single with Low Bumper Ledge Seat - Upholstered Bumper - Upholstered Ledge - Veneer/Flat Wood	Overall Height: 24 <sup>1</sup> / <sub>4</sub> " Overall Width: 30 <sup>1</sup> / <sub>4</sub> " Overall Depth: 24" Seat Height: 17 <sup>1</sup> / <sub>2</sub> " Seat Width: 20 <sup>3</sup> / <sub>8</sub> " Seat Depth: 24" Ledge Depth: 6 <sup>1</sup> / <sub>4</sub> "	46	2747	2949	3354	3961	4769	

**To Order, Specify...**

- 1 Model Number
- 2 Leg + Frame Color
- 3 Seat Upholstery Selection
- 4 Bumper Upholstery Selection
- 5 Ledge Material
  - a. Laminate Manufacturer + Color
  - b. Veneer Species + Finish Color
  - c. Upholstery Selection
- 6 Ledge Edge Color or Finish
- 7 Additional Options



Questions?  
1.800.876.2120

Model #	Description	Dimensions	Product Wt	material > grade >	Fabric Grade 2 or COM	Fabric Grade 3	Fabric Grade 4	Fabric Grade 5	Fabric Grade 6
 <b>CW2431 L03P</b>	Single with Low Padded Ledge Seat - Upholstered Ledge - Upholstered/ Flat PVC	Overall Height: 24 <sup>3</sup> / <sub>8</sub> " Overall Width: 30 <sup>7</sup> / <sub>8</sub> " Overall Depth: 24" Seat Height: 17 <sup>1</sup> / <sub>2</sub> " Seat Width: 20 <sup>3</sup> / <sub>8</sub> " Seat Depth: 24" Ledge Depth: 10 <sup>1</sup> / <sub>2</sub> "	48		2279	2481	2885	3492	4301
 <b>CW2431 L03W</b>	Single with Low Padded Ledge Seat - Upholstered Ledge - Upholstered/ Flat Wood	Overall Height: 24 <sup>3</sup> / <sub>8</sub> " Overall Width: 30 <sup>7</sup> / <sub>8</sub> " Overall Depth: 24" Seat Height: 17 <sup>1</sup> / <sub>2</sub> " Seat Width: 20 <sup>3</sup> / <sub>8</sub> " Seat Depth: 24" Ledge Depth: 10 <sup>1</sup> / <sub>2</sub> "	48		2450	2652	3056	3663	4472
 <b>CW2431 M03P</b>	Single with Mid Padded Ledge Seat - Upholstered Ledge - Upholstered/ Flat PVC	Overall Height: 28" Overall Width: 30 <sup>7</sup> / <sub>8</sub> " Overall Depth: 24" Seat Height: 17 <sup>1</sup> / <sub>2</sub> " Seat Width: 20 <sup>3</sup> / <sub>8</sub> " Seat Depth: 24" Ledge Depth: 10 <sup>1</sup> / <sub>2</sub> "	53		2460	2730	3269	4078	5157
 <b>CW2431 M03W</b>	Single with Mid Padded Ledge Seat - Upholstered Ledge - Upholstered/ Flat Wood	Overall Height: 28" Overall Width: 30 <sup>7</sup> / <sub>8</sub> " Overall Depth: 24" Seat Height: 17 <sup>1</sup> / <sub>2</sub> " Seat Width: 20 <sup>3</sup> / <sub>8</sub> " Seat Depth: 24" Ledge Depth: 10 <sup>1</sup> / <sub>2</sub> "	53		2632	2901	3441	4249	5328
 <b>CW2431 H03P</b>	Single with High Padded Ledge Seat - Upholstered Ledge - Upholstered/Flat PVC	Overall Height: 32" Overall Width: 30 <sup>3</sup> / <sub>4</sub> " Overall Depth: 24" Seat Height: 17 <sup>1</sup> / <sub>2</sub> " Seat Width: 20 <sup>3</sup> / <sub>8</sub> " Seat Depth: 24" Ledge Depth: 10 <sup>3</sup> / <sub>8</sub> "	55		2496	2765	3305	4114	5192
 <b>CW2431 H03W</b>	Single with High Padded Ledge Seat - Upholstered Ledge - Upholstered/Flat Wood	Overall Height: 32" Overall Width: 30 <sup>3</sup> / <sub>4</sub> " Overall Depth: 24" Seat Height: 17 <sup>1</sup> / <sub>2</sub> " Seat Width: 20 <sup>3</sup> / <sub>8</sub> " Seat Depth: 24" Ledge Depth: 10 <sup>3</sup> / <sub>8</sub> "	55		2667	2937	3476	4285	5363

Leg + Frame Finish	Price
Chrome .....	\$ 158
Nickel .....	\$ 214
Powder Coat - Standard .....	n/c
Powder Coat - Premium .....	\$ 158

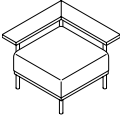
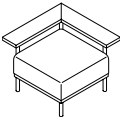
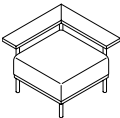
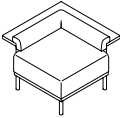
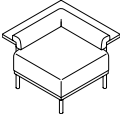
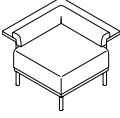
TRANSPARENT POWDER COAT NOT AVAILABLE

**Power + Charging Options**  
See page 14 for power and charging options.

Custom Charges	Code	Price
Powder Coat Alternative (per color) .....	OPA	call

**Questions?**

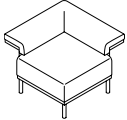
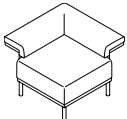
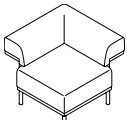
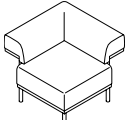
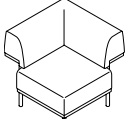
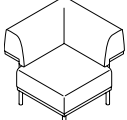
1.800.876.2120

Model #	Description	Dimensions	Product Wt	material > grade >	Fabric Grade 2 or COM	Fabric Grade 3	Fabric Grade 4	Fabric Grade 5	Fabric Grade 6
 <b>CW3030 L01LP</b>	Corner with Ledge Seat - Upholstered Ledge - Laminate/Flat PVC	Overall Height: 22" Overall Width: 30 <sup>1</sup> / <sub>4</sub> " Overall Depth: 30 <sup>1</sup> / <sub>4</sub> " Seat Height: 17 <sup>1</sup> / <sub>2</sub> " Seat Width: 23" Seat Depth: 23" Ledge Depth: 7 <sup>1</sup> / <sub>4</sub> "	53		2099	2234	2503	2908	3447
 <b>CW3030 L01LW</b>	Corner with Ledge Seat - Upholstered Ledge - Laminate/Flat Wood	Overall Height: 22" Overall Width: 30 <sup>1</sup> / <sub>4</sub> " Overall Depth: 30 <sup>1</sup> / <sub>4</sub> " Seat Height: 17 <sup>1</sup> / <sub>2</sub> " Seat Width: 23" Seat Depth: 23" Ledge Depth: 7 <sup>1</sup> / <sub>4</sub> "	53		2442	2577	2847	3251	3790
 <b>CW3030 L01VW</b>	Corner with Ledge Seat - Upholstered Ledge - Veneer/Flat Wood	Overall Height: 22" Overall Width: 30 <sup>1</sup> / <sub>4</sub> " Overall Depth: 30 <sup>1</sup> / <sub>4</sub> " Seat Height: 17 <sup>1</sup> / <sub>2</sub> " Seat Width: 23" Seat Depth: 23" Ledge Depth: 7 <sup>1</sup> / <sub>4</sub> "	53		3128	3263	3533	3937	4476
 <b>CW3030 L02LP</b>	Corner with Low Bumper Ledge Seat - Upholstered Bumper - Upholstered Ledge - Laminate/Flat PVC	Overall Height: 24 <sup>1</sup> / <sub>4</sub> " Overall Width: 30 <sup>1</sup> / <sub>4</sub> " Overall Depth: 30 <sup>1</sup> / <sub>4</sub> " Seat Height: 17 <sup>1</sup> / <sub>2</sub> " Seat Width: 20 <sup>3</sup> / <sub>8</sub> " Seat Depth: 20 <sup>3</sup> / <sub>8</sub> " Ledge Depth: 6 <sup>1</sup> / <sub>4</sub> "	56		2624	2894	3433	4242	5321
 <b>CW3030 L02LW</b>	Corner with Low Bumper Ledge Seat - Upholstered Bumper - Upholstered Ledge - Laminate/Flat Wood	Overall Height: 24 <sup>1</sup> / <sub>4</sub> " Overall Width: 30 <sup>1</sup> / <sub>4</sub> " Overall Depth: 30 <sup>1</sup> / <sub>4</sub> " Seat Height: 17 <sup>1</sup> / <sub>2</sub> " Seat Width: 20 <sup>3</sup> / <sub>8</sub> " Seat Depth: 20 <sup>3</sup> / <sub>8</sub> " Ledge Depth: 6 <sup>1</sup> / <sub>4</sub> "	56		2967	3236	3775	4584	5663
 <b>CW3030 L02VW</b>	Corner with Low Bumper Ledge Seat - Upholstered Bumper - Upholstered Ledge - Veneer/Flat Wood	Overall Height: 24 <sup>1</sup> / <sub>4</sub> " Overall Width: 30 <sup>1</sup> / <sub>4</sub> " Overall Depth: 30 <sup>1</sup> / <sub>4</sub> " Seat Height: 17 <sup>1</sup> / <sub>2</sub> " Seat Width: 20 <sup>3</sup> / <sub>8</sub> " Seat Depth: 20 <sup>3</sup> / <sub>8</sub> " Ledge Depth: 6 <sup>1</sup> / <sub>4</sub> "	56		3652	3922	4461	5270	6349

**To Order, Specify...**

- 1 Model Number
- 2 Leg + Frame Color
- 3 Seat Upholstery Selection
- 4 Bumper Upholstery Selection
- 5 Ledge Material
  - a. Laminate Manufacturer + Color
  - b. Veneer Species + Finish Color
  - c. Upholstery Selection
- 6 Ledge Edge Color or Finish
- 7 Additional Options

Questions?  
1.800.876.2120

Model #	Description	Dimensions	Product Wt	material > grade >	Fabric Grade 2 or COM	Fabric Grade 3	Fabric Grade 4	Fabric Grade 5	Fabric Grade 6
 <b>CW3131 L03P</b>	Corner with Low Padded Ledge Seat - Upholstered Ledge - Upholstered/ Flat PVC	Overall Height: 24 <sup>3</sup> / <sub>8</sub> " Overall Width: 30 <sup>7</sup> / <sub>8</sub> " Overall Depth: 30 <sup>7</sup> / <sub>8</sub> " Seat Height: 17 <sup>1</sup> / <sub>2</sub> " Seat Width: 20 <sup>3</sup> / <sub>8</sub> " Seat Depth: 20 <sup>3</sup> / <sub>8</sub> " Ledge Depth: 10 <sup>1</sup> / <sub>2</sub> "	62		2740	3009	3549	4358	5436
 <b>CW3131 L03W</b>	Corner with Low Padded Ledge Seat - Upholstered Ledge - Upholstered/ Flat Wood	Overall Height: 24 <sup>3</sup> / <sub>8</sub> " Overall Width: 30 <sup>7</sup> / <sub>8</sub> " Overall Depth: 30 <sup>7</sup> / <sub>8</sub> " Seat Height: 17 <sup>1</sup> / <sub>2</sub> " Seat Width: 20 <sup>3</sup> / <sub>8</sub> " Seat Depth: 20 <sup>3</sup> / <sub>8</sub> " Ledge Depth: 10 <sup>1</sup> / <sub>2</sub> "	62		3083	3353	3892	4701	5780
 <b>CW3131 M03P</b>	Corner with Mid Padded Ledge Seat - Upholstered Ledge - Upholstered/ Flat PVC	Overall Height: 24 <sup>3</sup> / <sub>8</sub> " Overall Width: 30 <sup>7</sup> / <sub>8</sub> " Overall Depth: 30 <sup>7</sup> / <sub>8</sub> " Seat Height: 17 <sup>1</sup> / <sub>2</sub> " Seat Width: 20 <sup>3</sup> / <sub>8</sub> " Seat Depth: 20 <sup>3</sup> / <sub>8</sub> " Ledge Depth: 10 <sup>1</sup> / <sub>2</sub> "	72		3080	3417	4091	5102	6450
 <b>CW3131 M03W</b>	Corner with Mid Padded Ledge Seat - Upholstered Ledge - Upholstered/ Flat Wood	Overall Height: 28" Overall Width: 30 <sup>7</sup> / <sub>8</sub> " Overall Depth: 30 <sup>7</sup> / <sub>8</sub> " Seat Height: 17 <sup>1</sup> / <sub>2</sub> " Seat Width: 20 <sup>3</sup> / <sub>8</sub> " Seat Depth: 20 <sup>3</sup> / <sub>8</sub> " Ledge Depth: 10 <sup>1</sup> / <sub>2</sub> "	72		3422	3759	4434	5445	6793
 <b>CW3131 H03P</b>	Corner with High Padded Ledge Seat - Upholstered Ledge - Upholstered/ Flat PVC	Overall Height: 32" Overall Width: 30 <sup>3</sup> / <sub>4</sub> " Overall Depth: 30 <sup>3</sup> / <sub>4</sub> " Seat Height: 17 <sup>1</sup> / <sub>2</sub> " Seat Width: 20 <sup>3</sup> / <sub>8</sub> " Seat Depth: 20 <sup>3</sup> / <sub>8</sub> " Ledge Depth: 10 <sup>3</sup> / <sub>8</sub> "	80		3215	3619	4428	5642	7259
 <b>CW3131 H03W</b>	Corner with High Padded Ledge Seat - Upholstered Ledge - Upholstered/ Flat Wood	Overall Height: 32" Overall Width: 30 <sup>3</sup> / <sub>4</sub> " Overall Depth: 30 <sup>3</sup> / <sub>4</sub> " Seat Height: 17 <sup>1</sup> / <sub>2</sub> " Seat Width: 20 <sup>3</sup> / <sub>8</sub> " Seat Depth: 20 <sup>3</sup> / <sub>8</sub> " Ledge Depth: 10 <sup>3</sup> / <sub>8</sub> "	80		3557	3962	4771	5984	7602

Leg + Frame Finish	Price
Chrome .....	\$ 158
Nickel .....	\$ 214
Powder Coat - Standard .....	n/c
Powder Coat - Premium .....	\$ 158

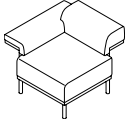
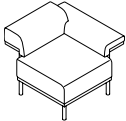
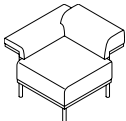
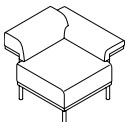
TRANSPARENT POWDER COAT NOT AVAILABLE

**Power+ Charging Options**  
See page 14 for power and charging options.

**Custom Charges**  
Powder Coat Alternative (per color) ..... OPA      **Code**      **Price**  
call

## Questions?

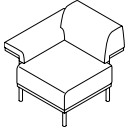
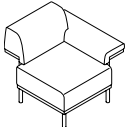

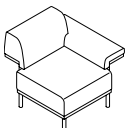
1.800.876.2120

Model #	Description	Dimensions	Product Wt	material > grade >	Fabric Grade 2 or COM	Fabric Grade 3	Fabric Grade 4	Fabric Grade 5	Fabric Grade 6
 <b>CW3131 LRMB03P</b>	End with Low Padded Ledge - Right, Mid Padded Ledge - Back Seat - Upholstered Ledge - Upholstered/ Flat PVC	Overall Height: 28" Overall Width: 30 <sup>7</sup> / <sub>8</sub> " Overall Depth: 30 <sup>7</sup> / <sub>8</sub> " Seat Height: 17 <sup>1</sup> / <sub>2</sub> " Seat Width: 20 <sup>3</sup> / <sub>8</sub> " Seat Depth: 20 <sup>3</sup> / <sub>8</sub> " Low Ledge Depth: 10 <sup>1</sup> / <sub>2</sub> " Mid Ledge Depth: 10 <sup>1</sup> / <sub>2</sub> "	66		3033	3370	4044	5055	6403
 <b>CW3131 LLMB03P</b>	End with Low Padded Ledge - Left, Mid Padded Ledge - Back Seat - Upholstered Ledge - Upholstered/ Flat PVC	Overall Height: 28" Overall Width: 30 <sup>7</sup> / <sub>8</sub> " Overall Depth: 30 <sup>7</sup> / <sub>8</sub> " Seat Height: 17 <sup>1</sup> / <sub>2</sub> " Seat Width: 20 <sup>3</sup> / <sub>8</sub> " Seat Depth: 20 <sup>3</sup> / <sub>8</sub> " Low Ledge Depth: 10 <sup>1</sup> / <sub>2</sub> " Mid Ledge Depth: 10 <sup>1</sup> / <sub>2</sub> "	66		3033	3370	4044	5055	6403
 <b>CW3131 LRMB03W</b>	End with Low Padded Ledge - Right, Mid Padded Ledge - Back Seat - Upholstered Ledge - Upholstered/ Flat Wood	Overall Height: 28" Overall Width: 30 <sup>7</sup> / <sub>8</sub> " Overall Depth: 30 <sup>7</sup> / <sub>8</sub> " Seat Height: 17 <sup>1</sup> / <sub>2</sub> " Seat Width: 20 <sup>3</sup> / <sub>8</sub> " Seat Depth: 20 <sup>3</sup> / <sub>8</sub> " Low Ledge Depth: 10 <sup>1</sup> / <sub>2</sub> " Mid Ledge Depth: 10 <sup>1</sup> / <sub>2</sub> "	66		3375	3712	4386	5398	6746
 <b>CW3131 LLMB03W</b>	End with Low Padded Ledge - Left, Mid Padded Ledge - Back Seat - Upholstered Ledge - Upholstered/ Flat Wood	Overall Height: 28" Overall Width: 30 <sup>7</sup> / <sub>8</sub> " Overall Depth: 30 <sup>7</sup> / <sub>8</sub> " Seat Height: 17 <sup>1</sup> / <sub>2</sub> " Seat Width: 20 <sup>3</sup> / <sub>8</sub> " Seat Depth: 20 <sup>3</sup> / <sub>8</sub> " Low Ledge Depth: 10 <sup>1</sup> / <sub>2</sub> " Mid Ledge Depth: 10 <sup>1</sup> / <sub>2</sub> "	66		3375	3712	4386	5398	6746

## To Order, Specify...

- 1 Model Number
- 2 Leg + Frame Color
- 3 Seat Upholstery Selection
- 4 Ledge Upholstery Selection
- 5 Ledge Edge Color or Finish
- 6 Additional Options

Questions?  
1.800.876.2120

Model #	Description	Dimensions	Product Wt	material > grade >	Fabric Grade 2 or COM	Fabric Grade 3	Fabric Grade 4	Fabric Grade 5	Fabric Grade 6
 <b>CW3131 LRHB03P</b>	End with Low Padded Ledge - Right, High Padded Ledge - Back Seat - Upholstered Ledge - Upholstered/ Flat PVC	Overall Height: 32" Overall Width: 30 <sup>7</sup> / <sub>8</sub> " Overall Depth: 30 <sup>3</sup> / <sub>4</sub> " Seat Height: 17 <sup>1</sup> / <sub>2</sub> " Seat Width: 20 <sup>3</sup> / <sub>8</sub> " Seat Depth: 20 <sup>3</sup> / <sub>8</sub> " Low Ledge Depth: 10 <sup>1</sup> / <sub>2</sub> " High Ledge Depth: 10 <sup>3</sup> / <sub>8</sub> "	69		3033	3370	4044	5055	6403
 <b>CW3131 LLHB03P</b>	End with Low Padded Ledge - Left, High Padded Ledge - Back Seat - Upholstered Ledge - Upholstered/ Flat PVC	Overall Height: 32" Overall Width: 30 <sup>7</sup> / <sub>8</sub> " Overall Depth: 30 <sup>3</sup> / <sub>4</sub> " Seat Height: 17 <sup>1</sup> / <sub>2</sub> " Seat Width: 20 <sup>3</sup> / <sub>8</sub> " Seat Depth: 20 <sup>3</sup> / <sub>8</sub> " Low Ledge Depth: 10 <sup>1</sup> / <sub>2</sub> " High Ledge Depth: 10 <sup>3</sup> / <sub>8</sub> "	69		3033	3370	4044	5055	6403
 <b>CW3131 LRHB03W</b>	End with Low Padded Ledge - Right, High Padded Ledge - Back Seat - Upholstered Ledge - Upholstered/ Flat Wood	Overall Height: 32" Overall Width: 30 <sup>7</sup> / <sub>8</sub> " Overall Depth: 30 <sup>3</sup> / <sub>4</sub> " Seat Height: 17 <sup>1</sup> / <sub>2</sub> " Seat Width: 20 <sup>3</sup> / <sub>8</sub> " Seat Depth: 20 <sup>3</sup> / <sub>8</sub> " Low Ledge Depth: 10 <sup>1</sup> / <sub>2</sub> " High Ledge Depth: 10 <sup>3</sup> / <sub>8</sub> "	69		3375	3712	4386	5398	6746
 <b>CW3131 LLHB03W</b>	End with Low Padded Ledge - Left, High Padded Ledge - Back Seat - Upholstered Ledge - Upholstered/ Flat Wood	Overall Height: 32" Overall Width: 30 <sup>7</sup> / <sub>8</sub> " Overall Depth: 30 <sup>3</sup> / <sub>4</sub> " Seat Height: 17 <sup>1</sup> / <sub>2</sub> " Seat Width: 20 <sup>3</sup> / <sub>8</sub> " Seat Depth: 20 <sup>3</sup> / <sub>8</sub> " Low Ledge Depth: 10 <sup>1</sup> / <sub>2</sub> " High Ledge Depth: 10 <sup>3</sup> / <sub>8</sub> "	69		3375	3712	4386	5398	6746

Leg + Frame Finish	Price
Chrome .....	\$ 158
Nickel .....	\$ 214
Powder Coat - Standard .....	n/c
Powder Coat - Premium .....	\$ 158

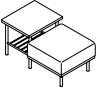
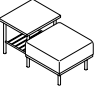
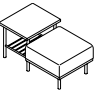
TRANSPARENT POWDER COAT NOT AVAILABLE

**Power + Charging Options**  
See page 14 for power and charging options.

Custom Charges	Code	Price
Powder Coat Alternative (per color) .....	OPA	call

**Questions?**

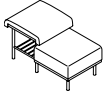
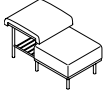


1.800.876.2120

Model #	Description	Dimensions	Product Wt	material > grade >	Fabric Grade 2 or COM	Fabric Grade 3	Fabric Grade 4	Fabric Grade 5	Fabric Grade 6
 <b>CW2443 L01LP</b>	Single with Top Seat - Upholstered Top - Laminate/Flat PVC	Overall Height: 22" Overall Width: 43" Overall Depth: 24" Seat Height: 17½" Seat Width: 23" Seat Depth: 24" Top Size: 20" x 24"	65		2532	2667	2937	3341	3880
 <b>CW2443 L01LW</b>	Single with Top Seat - Upholstered Top - Laminate/Flat Wood	Overall Height: 22" Overall Width: 43" Overall Depth: 24" Seat Height: 17½" Seat Width: 23" Seat Depth: 24" Top Size: 20" x 24"	65		2778	2913	3183	3587	4126
 <b>CW2443 L01VW</b>	Single with Top Seat - Upholstered Top - Veneer/Flat Wood	Overall Height: 22" Overall Width: 43" Overall Depth: 24" Seat Height: 17½" Seat Width: 23" Seat Depth: 24" Top Size: 20" x 24"	65		3269	3404	3674	4078	4618

**To Order, Specify...**

- 1 Model Number
- 2 Leg + Frame Color
- 3 Seat Upholstery Selection
- 4 Ledge Material
  - a. Laminate manufacturer + color
  - b. Veneer species + finish color
  - c. Upholstery Selection
- 5 Ledge Edge Color or Finish
- 7 Additional Options

Questions?  
1.800.876.2120

Model #	Description	Dimensions	Product Wt	material > grade >	Fabric Grade 2 or COM	Fabric Grade 3	Fabric Grade 4	Fabric Grade 5	Fabric Grade 6
 <b>CW2446 L03P</b>	Single with Low Padded Top Seat - Upholstered Top - Upholstered/Flat PVC	Overall Height: 24 <sup>7</sup> / <sub>8</sub> " Overall Width: 45 <sup>5</sup> / <sub>8</sub> " Overall Depth: 24" Seat Height: 17 <sup>1</sup> / <sub>2</sub> " Seat Width: 20 <sup>3</sup> / <sub>8</sub> " Seat Depth: 24" Top Size: 25 <sup>1</sup> / <sub>4</sub> " x 24"	77		2991	3261	3800	4609	5688
 <b>CW2446 L03W</b>	Single with Low Padded Top Seat - Upholstered Top - Upholstered/Flat Wood	Overall Height: 24 <sup>7</sup> / <sub>8</sub> " Overall Width: 45 <sup>5</sup> / <sub>8</sub> " Overall Depth: 24" Seat Height: 17 <sup>1</sup> / <sub>2</sub> " Seat Width: 20 <sup>3</sup> / <sub>8</sub> " Seat Depth: 24" Top Size: 25 <sup>1</sup> / <sub>4</sub> " x 24"	77		3236	3506	4045	4854	5933
 <b>CW2446 M03P</b>	Single with Mid Padded Top Seat - Upholstered Top - Upholstered/Flat PVC	Overall Height: 28 <sup>1</sup> / <sub>2</sub> " Overall Width: 45 <sup>5</sup> / <sub>8</sub> " Overall Depth: 24" Seat Height: 17 <sup>1</sup> / <sub>2</sub> " Seat Width: 20 <sup>3</sup> / <sub>8</sub> " Seat Depth: 24" Top Size: 25 <sup>1</sup> / <sub>4</sub> " x 24"	91		3168	3437	3977	4786	5864
 <b>CW2446 M03W</b>	Single with Mid Padded Top Seat - Upholstered Top - Upholstered/Flat Wood	Overall Height: 28 <sup>1</sup> / <sub>2</sub> " Overall Width: 45 <sup>5</sup> / <sub>8</sub> " Overall Depth: 24" Seat Height: 17 <sup>1</sup> / <sub>2</sub> " Seat Width: 20 <sup>3</sup> / <sub>8</sub> " Seat Depth: 24" Top Size: 25 <sup>1</sup> / <sub>4</sub> " x 24"	91		3414	3683	4223	5032	6110

Leg + Frame Finish	Price
Chrome .....	\$ 158
Nickel .....	\$ 214
Powder Coat - Standard .....	n/c
Powder Coat - Premium .....	\$ 158

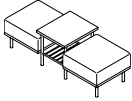
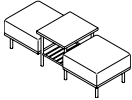
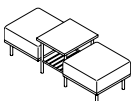
TRANSPARENT POWDER COAT NOT AVAILABLE

**Power + Charging Options**  
See page 14 for power and charging options.

Custom Charges	Code	Price
Powder Coat Alternative (per color) .....	OPA	call

**Questions?**

1.800.876.2120

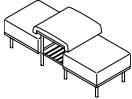
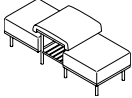
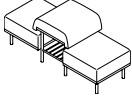
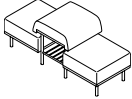
				material > grade >	Fabric Grade 2 or COM	Fabric Grade 3	Fabric Grade 4	Fabric Grade 5	Fabric Grade 6
Model #	Description	Dimensions	Product Wt						
 <b>CW2466 L01LP</b>	Two Singles with Top Seats - Upholstered Top - Laminate/Flat PVC	Overall Height: 22" Overall Width: 66" Overall Depth: 24" Seat Height: 17½" Seat Width: 23" Seat Depth: 24" Top Size: 20" x 24"	93	4014	4216	4621	5227	6036	
 <b>CW2466 L01LW</b>	Two Singles with Top Seats - Upholstered Top - Laminate/Flat Wood	Overall Height: 22" Overall Width: 66" Overall Depth: 24" Seat Height: 17½" Seat Width: 23" Seat Depth: 24" Top Size: 20" x 24"	93	4259	4461	4866	5472	6281	
 <b>CW2466 L01VW</b>	Two Singles with Top Seats - Upholstered Top - Veneer/Flat Wood	Overall Height: 22" Overall Width: 66" Overall Depth: 24" Seat Height: 17½" Seat Width: 23" Seat Depth: 24" Top Size: 20" x 24"	93	4751	4954	5358	5965	6774	

**To Order, Specify...**

- 1 Model Number
- 2 Leg + Frame Color
- 3 Seat Upholstery
- 4 Top Material
  - a. Laminate manufacturer + color
  - b. Veneer species + finish color
  - c. Upholstery Selection
- 6 Ledge Edge Color or Finish
- 7 Additional Options



Questions?  
1.800.876.2120

Model #	Description	Dimensions	Product Wt	material > grade >	Fabric Grade 2 or COM	Fabric Grade 3	Fabric Grade 4	Fabric Grade 5	Fabric Grade 6
 <b>CW2466 L03P</b>	Two Singles with Low Padded Top Seats - Upholstered Top - Upholstered/Flat PVC	Overall Height: 24 <sup>7</sup> / <sub>8</sub> " Overall Width: 66" Overall Depth: 24" Seat Height: 17 <sup>1</sup> / <sub>2</sub> " Seat Width: 20 <sup>3</sup> / <sub>8</sub> " Seat Depth: 24" Top Size: 25 <sup>1</sup> / <sub>4</sub> " x 24"	105		4472	4809	5483	6494	7843
 <b>CW2466 L03W</b>	Two Singles with Low Padded Top Seats - Upholstered Top - Upholstered/Flat Wood	Overall Height: 24 <sup>7</sup> / <sub>8</sub> " Overall Width: 66" Overall Depth: 24" Seat Height: 17 <sup>1</sup> / <sub>2</sub> " Seat Width: 20 <sup>3</sup> / <sub>8</sub> " Seat Depth: 24" Top Size: 25 <sup>1</sup> / <sub>4</sub> " x 24"	105		4718	5055	5729	6740	8089
 <b>CW2466 M03P</b>	Two Singles with Mid Padded Top Seats - Upholstered Top - Upholstered/Flat PVC	Overall Height: 28 <sup>1</sup> / <sub>2</sub> " Overall Width: 66" Overall Depth: 24" Seat Height: 17 <sup>1</sup> / <sub>2</sub> " Seat Width: 20 <sup>3</sup> / <sub>8</sub> " Seat Depth: 24" Top Size: 25 <sup>1</sup> / <sub>4</sub> " x 24"	120		4650	4987	5661	6672	8020
 <b>CW2466 M03W</b>	Two Singles with Mid Padded Top Seats - Upholstered Top - Upholstered/Flat Wood	Overall Height: 28 <sup>1</sup> / <sub>2</sub> " Overall Width: 66" Overall Depth: 24" Seat Height: 17 <sup>1</sup> / <sub>2</sub> " Seat Width: 20 <sup>3</sup> / <sub>8</sub> " Seat Depth: 24" Top Size: 25 <sup>1</sup> / <sub>4</sub> " x 24"	120		4896	5233	5907	6918	8266

<b>Leg + Frame Finish</b>	<b>Price</b>
Chrome .....	\$ 158
Nickel .....	\$ 214
Powder Coat - Standard .....	n/c
Powder Coat - Premium .....	\$ 158

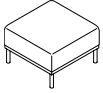
TRANSPARENT POWDER COAT NOT AVAILABLE

**Power + Charging Options**  
See page 14 for power and charging options

<b>Custom Charges</b>	<b>Code</b>	<b>Price</b>
Powder Coat Alternative (per color) .....	OPA	call
Stain Finish Match (per finish) .....	OSM	\$ 957

Questions?



1.800.876.2120

Model #	Description	Dimensions	Product Wt	material > grade >	Fabric Grade 2 or COM	Fabric Grade 3	Fabric Grade 4	Fabric Grade 5	Fabric Grade 6
<b>CW2424</b> 	Ottoman Seat - Upholstered	Overall Height: 17½" Overall Width: 24" Overall Depth: 24"	35		1654	1780	2050	2454	2993

**To Order, Specify...**

- 1 Model Number
- 2 Leg + Frame Color
- 3 Seat Upholstery
- 4 Top Material
  - a. Laminate manufacturer + color
  - b. Veneer species + finish color
- 5 Additional Options

Questions?  
1.800.876.2120

Model #	Description	Dimensions	Product Wt	<div style="display: flex; justify-content: space-around; align-items: center;"> <span style="font-size: small;">top &gt; edge &gt;</span> <div style="display: flex; gap: 10px;"> <div style="text-align: center;"> <p>Laminate Self Edge</p>  <p>LL9</p> </div> <div style="text-align: center;"> <p>Veneer Self Edge</p>  <p>VV9</p> </div> </div> </div>	
				<b>CW1223RE</b>	Rectangle
<b>CW30D18WG</b>	30° Wedge	Width: 17⅞" Depth: 22¼" Height 6" Mounted Height: 15½"	19	1429	2325

Leg + Frame Finish	Price
Chrome .....	\$ 158
Nickel .....	\$ 214
Powder Coat - Standard .....	n/c
Powder Coat - Premium .....	\$ 158

TRANSPARENT POWDER COAT NOT AVAILABLE

Custom Charges	Code	Price
Powder Coat Alternative (per color) .....	OPA	call
Stain Finish Match (per finish) .....	OSM	\$ 957

All prices are delivered list price effective with date printed on cover and supersedes all other published price lists. Versteel reserves the right to change prices or specifications without prior notice. Orders are accepted subject to price prevailing at time of shipment.

**versteel.com**  
Made in America  
800 876 2120