

Price List

JUMP TO PRICING [CLICK HERE](#)

TABLES



VERSTEEL


Tops

The 1 ¼" rectangle tops are available in laminate or veneer.

Table Height

Table height is 30" tall.

Casters and Glides

Tables can be ordered with two locking and two non-locking 3" hollow wheel black casters or with adjustable nylon glides.

Modesty Panel Options

Troupe Inline tables are available with no modesty panel, a slotted modesty panel or a smooth modesty panel.

Leg Accent

As an added feature all Troupe Inline legs have a metal accent piece. This appealing design aesthetic allows the designer or specifier to specify one color for a monochromatic look or select two coordinating powder coat colors enhancing the design beauty of the table.

Laminate and Veneer, Standard Core Construction

The standard top construction consists of 45-50 lb particleboard, surfaced with a high pressure laminate or plain sliced veneer face. A backer sheet is laminated to the underside of the top. Tops are shipped with understructure attached.

PVC Flat or Fluted Edge - 1 ¼"


Edge of 2mm PVC hot melt banded to the top with 1/8" radius at the top and bottom. Available with 1 ½" radius corners or square corners.



Offered in twenty-one (21) standard colors.

Wood Flat or Fluted Edge - 1 ¼"


Wood banding hot melt banded to the top with 1/8" radius at the top and bottom. Available with 1 ½" radius corners or square corners.



Offered in Ash, Cherry, Maple or Walnut materials.

Shipping Schedule**Standard Items**

Laminate, PVC Edge	3-5 WEEKS
Laminate, Wood Edge	3-5 WEEKS
Veneer, Wood Edge	6-8 WEEKS

Contact Versteel Customer Service for special lead time requests.

BIFMA

All Versteel products are constructed to pass the relevant ANSI/BIFMA standards. For more detailed specifications by series and base style, contact Versteel Customer Service at 800.876.2120.

Additional information regarding warranty, terms and conditions, shipping, care and maintenance, etc. can be found in the All Tables price list.

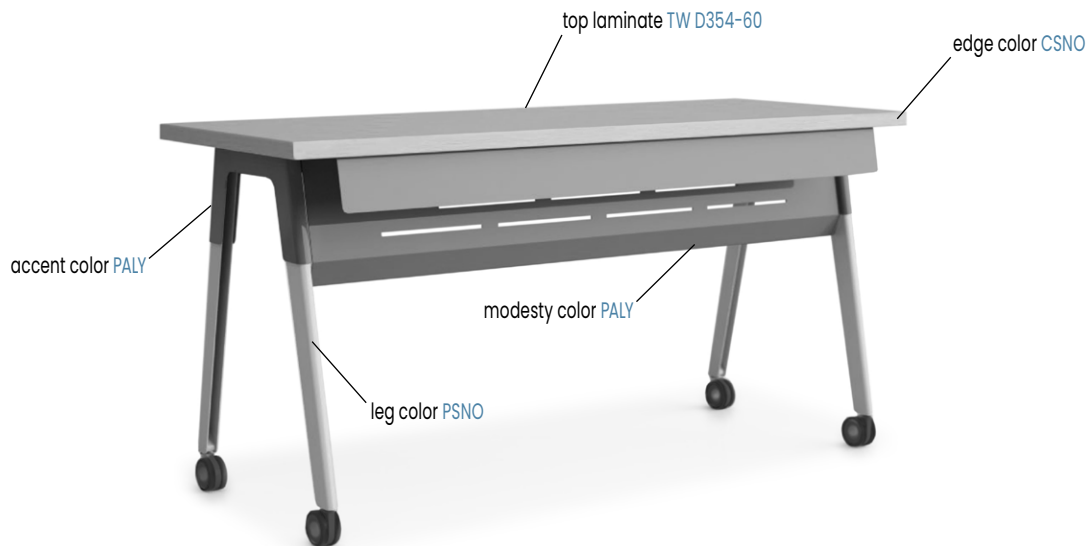
To Order, Specify...

- 1 Model Number, include top and edge style
- 2 Top Material
 - a. Laminate manufacturer and color
 - b. Veneer species and finish color
- 3 Edge Color
- 4 Leg Color
- 5 Accent Color
- 6 Modesty Color
- 7 Additional Options

base model						finish selections					options							
TP	IC	2448	RE	FX	XD	LP2S	/	TW D354-60	/	CSNO	/	PSNO	/	PALY	/	PALY	/	---
series	base style	top size	top shape	table function	modesty function	top, edge & corner		top laminate manufacturer & laminate color		edge color		leg color		accent color		modesty color		option(s)

A **TPIC 2448REFX XD LP2S** is a Troupe series 24" x 48" rectangle table with fixed inline bases, a fixed slotted modesty panel and a laminate 1 1/2" thick top with a flat PVC edge and square corners.

The codes **TW D354-60 / CSNO / PSNO / PALY** specify Wilsonart D354-60 Designer White laminate, Snow PVC edge, Snow legs, Alloy accent color, and Alloy modesty color.

Model Number TPIC 2448REFX XD

Orders may be sent via
Mailing Address

Versteel
 2332 Cathy Lane
 Jasper IN 47546

Contact Versteel

Email contact@versteel.com
Phone 800 876 2120
 812 634 2120
Fax 812 482 9318

Laminate

Versteel's standard offering of laminates includes over 900 laminates from Formica, Nevamar, Pionite and Wilsonart.

Laminate manufacturers change standard offerings frequently, making it possible a standard product can become unavailable. Versteel cannot be responsible for any inconvenience this may cause.

Veneer

Troupe Inline tables are available with plain sliced Ash, Cherry, Maple and Walnut veneers.

Veneer Species

Ash	AP01	Maple.	MP01
Cherry	CP01	Walnut	WP01

Veneer Finish

Ash

Beach.	VBEA	Fog	VFOG
Chestnut.	VCHE	Pebble	VPEB
Drift	VDRI	Whisper	VVWHI
Fawn	VFAW		

Cherry

Blossom Cherry	VBLC	Java Cherry.	VJAC
Cordovan Cherry	VCNC	Millwork Cherry.	VMWC
Golden Cherry	VGNC		

Maple

Caramel Maple	VCMM	Sugar Maple	VSUM
Solar Maple.	VSLM		

Walnut

Brighton Walnut	VBRW	Natural Walnut.	VNAW
Espresso Walnut.	VESW		

PVC Edge Colors

Absolute Acajou	CABA	Nimbus.	CNIM
Alloy.	CALY	Pearl	CPEA
Carbon.	CCAR	Platinum	CPLA
Champagne	CCHA	Pralines & Cream	CPRC
Coconut	CCOC	Shadow	CSHA
Ebony.	CEBO	Snow	CSNO
Florence Walnut	CFLW	Stone	CSTO
Fossil	CFOS	Storm.	CSTM
Graphite	CGRA	Whisper	CWHI
Grey.	CGRE	White Linen	CWHL
Kensington Maple.	CKEM		

Wood Edge Species

Ash	A01	Maple.	M01
Cherry	C01	Walnut	W01

Wood Edge Finishes

Ash

Beach.	VBEA	Fog	VFOG
Chestnut.	VCHE	Pebble	VPEB
Drift	VDRI	Whisper	VVWHI
Fawn	VFAW		

Cherry

Blossom Cherry	VBLC	Java Cherry.	VJAC
Cordovan Cherry	VCNC	Millwork Cherry.	VMWC
Golden Cherry	VGNC		

Maple

Caramel Maple	VCMM	Sugar Maple	VSUM
Solar Maple.	VSLM		

Walnut

Brighton Walnut	VBRW	Natural Walnut.	VNAW
Espresso Walnut.	VESW		

Powder Coat Finishes

All powder coat finishes in the Versteel offering have been formulated with the use of epoxy, polyester or epoxy and polyester blends to maximize the finish durability.

Powder Coat Finish Options

Powder Coat – Standardn/c
Powder Coat – Premium (Hope).	\$165
Powder Coat – Premium (Platinum)	\$488

Powder Coat Colors

AlloyPALY	NavyPNAV
AmethystPAME	Nimbus.PNIM
AnthracitePANT	NutmegPNUT
Black Anodized.PBLA	PearlPPEA
BronzePBRO	PebblePPEB
CalypsoPCAL	Ⓟ PlatinumPPLA
Carbon.PCAR	Poppy.PPOP
ChampagnePCHA	RoyalPROY
CoconutPCOC	SeasidePSEA
CrimsonPCRI	ShipyardPSHI
Daffodil.PDAF	SilverPSIL
Ebony.PEBO	SnowPSNO
Forest.PFOR	StonePSTO
FossilPFOS	Storm.PSTM
GraphitePGRA	Terra CottaPTEC
Ⓟ HopePHOP	WhisperPWHI
Kelly GreenPKEG	White LinenPWHL
Mica.PMIC	Powder Coat Alternative .	.OPA
MintPMNT		

Premium Powder Coats (indicated by Ⓟ)

Versteel's premium process uses specially formulated powder coats for a truly unique color palette.

Chrome

Versteel applies a deep luster chrome plated finish. Chrome is the most durable finish available. Specify Chrome and add \$165 list per table. Chrome is not available on the accent or modesty panels.

ChromeECHR
------------------	-------

Nickel

Versteel applies a nickel plated finish with a clear coat applied for durability. Specify Nickel and add \$223 list per table. Nickel is not available on the accent or modesty panels.

NickelENKL
------------------	-------

Special Laminate**Call for quotation**

Specify code **TSP** (*Special Laminate*), indicate the quoted charges per table

Special laminates and patterns can be specified as an option. To specify, contact Versteel for availability and pricing.

NOTE LAMINATES IN STANDARD COLORS AND TEXTURES FROM FORMICA, NEVAMAR, PIONITE AND WILSONART ARE STANDARD

CAUTION LAMINATE MANUFACTURERS CHANGE STANDARD OFFERINGS FREQUENTLY, AND IT IS POSSIBLE THAT A STANDARD PRODUCT CAN BECOME UNAVAILABLE. VERSTEEL CANNOT BE RESPONSIBLE FOR ANY INCONVENIENCE THIS MAY CAUSE.

Custom PVC Color Match**Call for quotation / one time charge per color, per order**

Specify code **OCF** (*Custom PVC Color Match*), add cost from Versteel quotation

PVC Color Match can be the selection of a color that is available from a Versteel supplier or a new custom color developed for the order. Minimum footage requirements mean that the amount of material needed for your order will effect the cost.

For PVC Color Matching you must supply a color reference sample. Versteel will review the sample for possible existing colors available and send a sample for customer approval. If no color match exists, a custom match will be developed and sampled for customer approval before a production schedule is established.

Powder Coat Alternative**Call for quotation**

Specify code **OPA** (*Powder Coat Alternative*), add cost from Versteel quotation

Powder Coat Alternative is available from Versteel. The entire RAL color reference along with hundreds of other color and finishes are available.

For Powder Coat Alternative matching, you must supply a color reference sample, or an RAL number. Versteel will review the sample for possible existing colors available and send a sample for customer approval. If no color match exists, a custom match can be developed. Call Versteel Customer Service for associated upcharges on custom color development.

Stain Finish Match**\$996 / one time charge per finish, per order**

Specify code **OSM** (*Stain Finish Match*), add \$996.00 list per finish, per order

Alternative Stain Finishes are available for veneer and wood edged tops.

For Stain Finish Matching you must supply two 4" x 4" finish color and grain reference samples. An expertly finish matched sample will be provided for customer approval.

Veneer and Wood Edge Alternatives**Call for quotation**

For veneer and wood edge requirements other than the standard plain sliced Ash, Cherry, Maple and Walnut, contact Versteel Customer Service. Versteel is adept at working with a host of domestic and exotic materials. From inlays, figures, pie cuts and special edge profiles, to custom fill levels and sheens, each top is created using the best of technology and old world craftsmanship. The items you only imagined or expected to only be available from a millwork shop are now just another part of your Versteel order. Call Versteel Customer Service for availability and quotation.

Wood Finish Alternatives**Call for quotation**

When veneer tables are required to have a finish other than the standard natural grain fill level finish appearance, semi-filled or full-filled finishes are available by requesting a quote from Versteel. Call Versteel Customer Service for availability and quotation.

Table Top Alternatives

Table tops can be produced in alternative top material if desired. Contact Versteel Customer Service for pricing and availability.

Alternate Core Construction

Alternate core constructions are available, including medium density fiberboard (MDF), and cores that contain no urea formaldehyde. Contact Versteel Customer Service for pricing and availability.

NOTE CUSTOMS OR ALTERNATIVES MAY AFFECT STANDARD PRODUCTION SCHEDULES

Troupe Inline

Power & Data Options
Henri + Henri Now

VERSTEEL

Henri - \$344 / unit

Specify code **PH_** (Henri - Quantity_),
add \$344.00 list per Henri

The pop-up Henri electrical unit(s) is factory installed in the specified location. Perfect for single table applications.

SPECIFICATIONS

- One 9' cord, one 15 amp circuit, standard grounded plug
- Surge protection
- Two electrical outlets per unit



NOTE FOR MORE PLANNING AND ORDERING DETAIL INFORMATION SEE ELECTRICAL PLANNING SECTION PAGES 23-37

NOTE FOR HENRI VOICE AND DATA JACK OPTIONS SEE PAGE 18



Location **A**

1 Henri - Location A \$344 / table

Specify code **PHA** (1 Henri - Location A),
add \$344.00 list per table

One pop-up Henri electrical unit is factory installed in the front center location of the top.



Location **D**

2 Henris - Location D \$688 / table

Specify code **PHD** (2 Henris - Location D),
add \$688.00 list per table

Two pop-up Henri electrical units are factory installed in the front corner locations of the top.



Location **E**

2 Henris - Location E \$688 / table

Specify code **PHE** (2 Henris - Location E),
add \$688.00 list per table

Two pop-up Henri electrical units are factory installed in the front outer corner locations of the top.

Table link - ends only is included with henri and powerlink electrical package options selection. The table link will prevent the accidental disconnection of power supply to adjacent tables.

Henri Now linking systems require an **HNPU** power supply unit per each sequence. Specify code HNPU, \$450.00 list each.

- 120" cord length
- 15 amp circuit
- standard grounded plug
- surge protection



Henri Now - \$332 / unit

Specify code **PHN_** (Henri Now - Location_),
add \$332.00 list per Henri Now

The pop-up Henri Now electrical unit(s) is factory installed in the specified location. Recommended for multiple table applications. May be sequenced in any order.

SPECIFICATIONS

- Surge protection
- Two electrical outlets per unit
- Requires HNPU power supply



NOTE FOR MORE PLANNING AND ORDERING DETAIL INFORMATION SEE ELECTRICAL PLANNING SECTION PAGES 23-37

NOTE FOR HENRI NOW VOICE AND DATA JACK OPTIONS SEE PAGE 18

NOTE HENRI NOW SOFT WIRED LINKED SYSTEMS DO NOT WORK WITH GFCI RECEPTACLES. CONTACT VERSTEEL CUSTOMER SERVICE FOR ADDITIONAL INFORMATION



Location **A**

1 Henri Now - Location A \$332 / table

Specify code **PHNA** (1 Henri Now - Location A),
add \$332.00 list per table

One pop-up Henri Now electrical unit is factory installed in the front center location of the top.



Location **D**

2 Henri Nows - Location D \$644 / table

Specify code **PHND** (2 Henri Nows - Location D),
add \$644.00 list per table

Two pop-up Henri Now electrical units are factory installed in the front corner locations of the top.



Location **N**

2 Henri Nows - Location N \$644 / table

Specify code **PHNN** (2 Henri Nows - Location N),
add \$644.00 list per table

Two pop-up Henri Now electrical units are factory installed in the front outer corner locations of the top.

Axil Z IP (Individually Powered)

Constructed out of anodized aluminum with a painted, steel faceplate, Axil Z is a robust, scalable and customizable power/data solution.

SPECIFICATIONS

- Mounts flat, sitting just above worksurface
- Requires cutout in worksurface
- Includes a voice/data adapter kit to accept couplers and jacks when required
- Available in Locations A, D or N

Model	Description	
AXZ-IP-2-0	Two (2) power and no data	\$ 416 list
AXZ-IP-2-2	Two (2) power and two (2) add'l ports	\$ 426 list
AXZ-IP-2-4	Two (2) power and four (4) add'l ports	\$ 435 list
AXZ-IP-2-6	Two (2) power and six (6) add'l ports	\$ 445 list
AXZ-IP-3-1	Three (3) power and one (1) add'l port	\$ 441 list
AXZ-IP-3-3	Three (3) power and three (3) add'l ports	\$ 450 list
AXZ-IP-3-5	Three (3) power and five (5) add'l ports	\$ 459 list
AXZ-IP-4-0	Four (4) power and no add'l ports	\$ 548 list
AXZ-IP-4-2	Four (4) power and two (2) add'l ports	\$ 556 list
AXZ-IP-4-4	Four (4) power and four (4) add'l ports	\$ 563 list

Unit Color

MWCA	Matte White Faceplate, Clear Al Trim	n/c
MBCA	Matte Black Faceplate, Clear Al Trim	n/c
MSCA	Matte Storm Faceplate, Clear Al Trim	n/c
MFCA	Matte Fog Faceplate, Clear Al Trim	n/c
GWCA	Gloss White Faceplate, Clear Al Trim	n/c
GBCA	Gloss Black Faceplate, Clear Al Trim	n/c
SVCA	Silver Faceplate, Clear Al Trim	n/c
MWBA	Matte White Faceplate, Black Trim	\$ 143 list
MBBA	Matte Black Faceplate, Black Trim	\$ 143 list
MSBA	Matte Storm Faceplate, Black Trim	\$ 143 list
MFBA	Matte Fog Faceplate, Black Trim	\$ 143 list
GWBA	Gloss White Faceplate, Black Trim	\$ 143 list
GBBA	Gloss Black Faceplate, Black Trim	\$ 143 list
SVBA	Silver Faceplate, Black Trim	\$ 143 list

Cord Length

72	72" cord length, black	n/c
120	120" cord length, black	\$ 21 list

USB Charging Options

UAC	One (1) USB A + C charging module (requires one (1) port)	\$ 152 list
UAC2	Two (2) USB A + C charging modules (requires two (2) ports)	\$ 304 list
UC	One (1) high power smart dual USB C charging module (requires one (1) port)	\$ 324 list

Data Option (Each data jack requires (1) add'l port)

DA	Cat6 RJ45 data jack w/ 10' patch cord	\$ 97 list
HD	HDMI jack	\$ 110 list
MS	3.5mm mini-stereo audio jack	\$ 32 list
US	USB passive jack	\$ 71 list
VG	VGA jack, 15 pin	\$ 137 list
VO	Cat3 RJ11 voice jack w/ 7' patch cord	\$ 45 list

Model Example: AXZ-IP-4-2-GWCA-72-DA-DA

Axil Z SL2 (Soft-Wired, Linked)

Constructed out of anodized aluminum with a painted, steel faceplate, Axil Z is a robust, scalable and customizable power/data solution.

SPECIFICATIONS

- Mounts flat, sitting just above worksurface
- Requires cutout in worksurface
- Includes a voice/data adapter kit to accept couplers and jacks when required
- Available in Locations A, D or N
- Maximum of 8 units in sequence
- Interlink IQ 2.0 (not compatible with units sold prior to 2/1/19)

Model	Description	
AXZ-SL2-2-0	Two (2) power and no data	\$ 428 list
AXZ-SL2-2-2	Two (2) power and two (2) add'l ports	\$ 439 list
AXZ-SL2-2-4	Two (2) power and four (4) add'l ports	\$ 449 list
AXZ-SL2-2-6	Two (2) power and six (6) add'l ports	\$ 457 list
AXZ-SL2-3-1	Three (3) power and one (1) add'l port	\$ 454 list
AXZ-SL2-3-3	Three (3) power and three (3) add'l ports	\$ 464 list
AXZ-SL2-3-5	Three (3) power and five (5) add'l ports	\$ 473 list

NOTE SOFT-WIRED, LINKED UNITS CAN HAVE A MAXIMUM OF 3 POWER OUTLETS AND 1 DUAL PORT USB CHARGING MODULE PER UNIT

Unit Color

MWCA	Matte White Faceplate, Clear Al Trim	n/c
MBCA	Matte Black Faceplate, Clear Al Trim	n/c
MSCA	Matte Storm Faceplate, Clear Al Trim	n/c
MFCA	Matte Fog Faceplate, Clear Al Trim	n/c
GWCA	Gloss White Faceplate, Clear Al Trim	n/c
GBCA	Gloss Black Faceplate, Clear Al Trim	n/c
SVCA	Silver Faceplate, Clear Al Trim	n/c
MWBA	Matte White Faceplate, Black Trim	\$ 143 list
MBBA	Matte Black Faceplate, Black Trim	\$ 143 list
MSBA	Matte Storm Faceplate, Black Trim	\$ 143 list
MFBA	Matte Fog Faceplate, Black Trim	\$ 143 list
GWBA	Gloss White Faceplate, Black Trim	\$ 143 list
GBBA	Gloss Black Faceplate, Black Trim	\$ 143 list
SVBA	Silver Faceplate, Black Trim	\$ 143 list

Power Infeed

BPS2-72	72" cord length, black	\$ 567 list
BPS2-120	120" cord length, black	\$ 586 list
BPS2-180	180" cord length, black	\$ 619 list

NOTE 8 UNITS PER 1 BPS

Jumper

BEJ2	Standard jumper included with tables up to and including 60". BEJ2 jumper required for tables greater than 60".	\$ 150 list
------	---	-------------

USB Charging Options

UAC	One (1) USB A + C charging module (requires one (1) port)	\$ 152 list
UAC2	Two (2) USB A + C charging modules (requires two (2) ports)	\$ 304 list
UC	One (1) high power smart dual USB C charging module (requires one (1) port)	\$ 324 list

Data Option (Each data jack requires (1) add'l port)

DA	Cat6 RJ45 data jack w/ 10' patch cord	\$ 97 list
HD	HDMI jack	\$ 110 list
MS	3.5mm mini-stereo audio jack	\$ 32 list
US	USB passive jack	\$ 71 list
VG	VGA jack, 15 pin	\$ 137 list
VO	Cat3 RJ11 voice jack w/ 7' patch cord	\$ 45 list

Model Example: AXZ-SL2-2-0-GWCA

Ellora IP (Individually Powered)

Anodized aluminum construction and smart design keep cable clutter out of sight.

NOTE ELLORA UNITS ARE NOT RECOMMENDED ON TILTING TABLES

SPECIFICATIONS

- Includes a voice/data adapter kit to accept couplers and jacks when required
- Fits in tops $\frac{3}{8}$ " to $1\frac{1}{8}$ " thick
- Requires cutout in worksurface



Tables specified with linked units require table link. The table link will prevent the accidental disconnection of power supply to adjacent tables.

Model	Description	
ELL-IP-2-0	Two (2) power and no data	\$ 652 list
ELL-IP-2-2	Two (2) power and two (2) add'l ports	\$ 665 list
ELL-IP-2-4	Two (2) power and four (4) add'l ports	\$ 672 list
ELL-IP-2-6	Two (2) power and six (6) add'l ports	\$ 688 list
ELL-IP-3-1	Three (3) power and one (1) add'l port	\$ 682 list
ELL-IP-3-3	Three (3) power and three (3) add'l ports	\$ 694 list
ELL-IP-3-5	Three (3) power and five (5) add'l ports	\$ 705 list
ELL-IP-4-0	Four (4) power and one (1) add'l port	\$ 848 list
ELL-IP-4-2	Four (4) power and two (2) add'l ports	\$ 858 list
ELL-IP-4-4	Four (4) power and four (4) add'l ports	\$ 871 list

Unit Color

SAAWT	Silver Anodized Aluminum with White Trim	n/c
SAABT	Silver Anodized Aluminum with Black Trim	n/c
BAABT	Black Anodized Aluminum with Black Trim	\$ 205 list

Cord Length

72	72" cord length, black	n/c
120	120" cord length, black	\$ 21 list

USB Charging Options

UAC	One (1) USB A + C charging module (requires one (1) port)	\$ 152 list
UAC2	Two (2) USB A + C charging modules (requires two (2) ports)	\$ 304 list
UC	One (1) high power smart dual USB C charging module (requires one (1) port)	\$ 324 list

Data Option (Each data jack requires (1) add'l port)

DA	Cat6 RJ45 data jack w/ 10' patch cord	\$ 97 list
HD	HDMI jack	\$ 110 list
MS	3.5mm mini-stereo audio jack	\$ 32 list
US	USB passive jack	\$ 71 list
VG	VGA jack, 15 pin	\$ 137 list
VO	Cat3 RJ11 voice jack w/ 7' patch cord	\$ 45 list

Model Example: AXZ-IP-4-2-GWCA-72-DA-DA

Ellora SL2 (Soft-Wired, Linked)

Smart design keeps cable clutter out of sight by allowing use while the lid is shut.

SPECIFICATIONS

- Includes a voice/data adapter kit to accept couplers and jacks when required
- Fits in tops $\frac{3}{8}$ " to $1\frac{1}{8}$ " thick
- Requires cutout in worksurface
- Maximum of 8 units in sequence
- Interlink iQ 2.0 (not compatible with units sold prior to 2/1/19)



Model	Description	
ELL-SL2-2-0	Two (2) power and no data	\$ 665 list
ELL-SL2-2-2	Two (2) power and two (2) add'l ports	\$ 682 list
ELL-SL2-2-4	Two (2) power and four (4) add'l ports	\$ 711 list
ELL-SL2-2-6	Two (2) power and six (6) add'l ports	\$ 740 list
ELL-SL2-3-1	Three (3) power and one (1) add'l port	\$ 678 list
ELL-SL2-3-3	Three (3) power and three (3) add'l ports	\$ 706 list
ELL-SL2-3-5	Three (3) power and five (5) add'l ports	\$ 737 list

NOTE SOFT-WIRED, LINKED UNITS CAN HAVE A MAXIMUM OF 3 POWER OUTLETS AND 1 DUAL PORT USB CHARGING MODULE PER UNIT

Unit Color

SAAWT	Silver Anodized Aluminum with White Trim	n/c
SAABT	Silver Anodized Aluminum with Black Trim	n/c
BAABT	Black Anodized Aluminum with Black Trim	\$ 205 list

Power Infeed

BPS2-72	72" cord length, black	\$ 567 list
BPS2-120	120" cord length, black	\$ 586 list
BPS2-180	180" cord length, black	\$ 619 list

NOTE 8 UNITS PER 1 BPS

Jumper

BEJ2	Standard jumper included with tables up to and including 60". BEJ2 jumper required for tables greater than 60".	\$ 150 list
------	---	-------------

USB Charging Options

UAC	One (1) USB A + C charging module (requires one (1) port)	\$ 152 list
UAC2	Two (2) USB A + C charging modules (requires two (2) ports)	\$ 304 list
UC	One (1) high power smart dual USB C charging module (requires one (1) port)	\$ 324 list

Data Option (Each data jack requires (1) add'l port)

DA	Cat6 RJ45 data jack w/ 10' patch cord	\$ 97 list
HD	HDMI jack	\$ 110 list
MS	3.5mm mini-stereo audio jack	\$ 32 list
US	USB passive jack	\$ 71 list
VG	VGA jack, 15 pin	\$ 137 list
VO	Cat3 RJ11 voice jack w/ 7' patch cord	\$ 45 list

Model Example: ELL-SL2-2-0-SAABT

Mho IP (Individually Powered)

Retractable and durably constructed. Highly functional with a fluid, one touch door that remains open during use.

SPECIFICATIONS

- Fluid, one touch accessibility
- Includes a voice/data adapter kit to accept couplers and jacks when required
- Available in locations A, D or N

Model	Description	
MHO-IP-2-0	Two (2) power and no data	\$ 559 list
MHO-IP-2-2	Two (2) power and two (2) add'l ports	\$ 568 list
MHO-IP-2-4	Two (2) power and four (4) add'l ports	\$ 582 list
MHO-IP-2-6	Two (2) power and six (6) add'l ports	\$ 592 list
MHO-IP-3-1	Three (3) power and one (1) add'l port	\$ 652 list
MHO-IP-3-3	Three (3) power and three (3) add'l ports	\$ 666 list
MHO-IP-3-5	Three (3) power and five (5) add'l ports	\$ 667 list
MHO-IP-4-0	Four (4) power and no add'l ports	\$ 727 list
MHO-IP-4-2	Four (4) power and two (2) add'l ports	\$ 738 list
MHO-IP-4-4	Four (4) power and four (4) add'l ports	\$ 749 list

Unit Color

SAABT	Silver Anodized Aluminum with Black Trim	n/c
SAAWT	Silver Anodized Aluminum with White Trim	n/c
SAA	Silver Anodized Aluminum	n/c
BAA	Black Anodized Aluminum	\$ 205 list

Cord Length

72	72" cord length, black	n/c
120	120" cord length, black	\$ 21 list

USB Charging Options

UAC	One (1) USB A + C charging module (requires one (1) port)	\$ 152 list
UAC2	Two (2) USB A + C charging modules (requires two (2) ports)	\$ 304 list
UC	One (1) high power smart dual USB C charging module (requires one (1) port)	\$ 324 list

Data Option (Each data jack requires (1) add'l port)

DA	Cat6 RJ45 data jack w/ 10' patch cord	\$ 97 list
HD	HDMI jack	\$ 110 list
MS	3.5mm mini-stereo audio jack	\$ 32 list
US	USB passive jack	\$ 71 list
VG	VGA jack, 15 pin	\$ 137 list
VO	Cat3 RJ11 voice jack w/ 7' patch cord	\$ 45 list

Model Example: MHO-IP-3-3-SAABT-72-UI-DA-DA

Mho SL2 (Soft-Wired, Linked)

Retractable and durably constructed. Highly functional with a fluid one touch door that remains open during use.



Tables specified with linked units require table link. The table link will prevent the accidental disconnection of power supply to adjacent tables.

SPECIFICATIONS

- Fluid, one touch accessibility
- Includes a voice/data adapter kit to accept couplers and jacks when required
- Available in locations A, D or N
- Maximum of 8 units in sequence
- Interlink IQ 2.0 (not compatible with units sold prior to 2/1/19)

Model	Description	
MHO-SL2-2-0	Two (2) power and no data	\$ 580 list
MHO-SL2-2-2	Two (2) power and two (2) add'l ports	\$ 590 list
MHO-SL2-2-4	Two (2) power and four (4) add'l ports	\$ 604 list
MHO-SL2-2-6	Two (2) power and six (6) add'l ports	\$ 613 list
MHO-SL2-3-1	Three (3) power and one (1) add'l port	\$ 678 list
MHO-SL2-3-3	Three (3) power and three (3) add'l ports	\$ 689 list
MHO-SL2-3-5	Three (3) power and five (5) add'l ports	\$ 701 list

Unit Color

SAABT	Silver Anodized Aluminum with Black Trim	n/c
SAAWT	Silver Anodized Aluminum with White Trim	n/c
SAA	Silver Anodized Aluminum	n/c
BAA	Black Anodized Aluminum	\$ 205 list

Power Infeed

BPS2-72	72" cord length, black	\$ 567 list
BPS2-120	120" cord length, black	\$ 586 list
BPS2-180	180" cord length, black	\$ 619 list

NOTE 8 UNITS PER 1 BPS

Jumper

BEJ2	Standard jumper included with tables up to and including 60". BEJ2 jumper required for tables greater than 60".	\$ 150 list
------	---	-------------

USB Charging Options

UAC	One (1) USB A + C charging module (requires one (1) port)	\$ 152 list
UAC2	Two (2) USB A + C charging modules (requires two (2) ports)	\$ 304 list
UC	One (1) high power smart dual USB C charging module (requires one (1) port)	\$ 324 list

Data Option (Each data jack requires (1) add'l port)

DA	Cat6 RJ45 data jack w/ 10' patch cord	\$ 97 list
HD	HDMI jack	\$ 110 list
MS	3.5mm mini-stereo audio jack	\$ 32 list
US	USB passive jack	\$ 71 list
VG	VGA jack, 15 pin	\$ 137 list
VO	Cat3 RJ11 voice jack w/ 7' patch cord	\$ 45 list

Model Example: MHO-SL2-2-0-SAAWT

Round Grommet - \$76 / each

Specify code **WR_** (Round Grommet - Location _),
add \$73.00 list per grommet

6 SPECIFICATIONS

- 3" diameter
- 2 1/4" inside dimension
- 2-piece black insert
- Factory installed in specified location

**Oval Brush Grommet - \$97 / each**

Specify code **WO_** (Round Grommet - Location _),
add \$97.00 list per grommet

SPECIFICATIONS

- 3" x 7 1/2" oval
- Black brush insert cord access
- 1 1/2" x 4" inside dimension
- Factory installed in specified location

**1 Grommet - Location A**

Round Grommet - Specify code **WRA**,
add \$76.00 list per table

Oval Brush Grommet - Specify code **WOA**,
add \$97.00 list per table



1 grommet is factory installed in the front center location of the top.

1 Grommet - Location B

Round Grommet - Specify code **WRB**,
add \$76.00 list per table

Oval Brush Grommet - Specify code **WOB**,
add \$97.00 list per table



1 grommet is factory installed in the front left corner location of the top.

1 Grommet - Location C

Round Grommet - Specify code **WRC**,
add \$76.00 list per table

Oval Brush Grommet - Specify code **WOC**,
add \$97.00 list per table



1 grommet is factory installed in the front right corner location of the top.

2 Grommets - Location D

Round Grommet - Specify code **WRD**,
add \$152.00 list per table

Oval Brush Grommet - Specify code **WOD**,
add \$194.00 list per table



2 grommets are factory installed in the front center locations of the top.

2 Grommets - Location E

Round Grommet - Specify code **WRE**,
add \$152.00 list per table

Oval Brush Grommet - Specify code **WOE**,
add \$194.00 list per table



2 grommets are factory installed in the front corner locations of the top.

1 Grommet - Provide Location Print

Round Grommet - Specify code **WRG**,
add \$76.00 list per table

Oval Brush Grommet - Specify code **WOG**,
add \$97.00 list per table



1 grommet is factory installed in the top location based on specifier's print.









Questions?




800 876 2120

top >
edge >

edge ordering code (radius corner) >
or
edge ordering code (square corner) >
top thickness >

edge ordering code (radius corner) >
or
edge ordering code (square corner) >
top thickness >
top thickness price >

Laminate PVC	Laminate Wood	Veneer Wood
Flat 	Flat 	Flat 
LP2R or LP2S 1 1/4"	LW2R or LW2S 1 1/4"	VW2R or VW2S 1 1/4"
Fluted 	Fluted 	Fluted 
LPF2R or LPF2S 1 1/4"	LWF2R or LWF2S 1 1/4"	VWF2R or VWF2S 1 1/4"
1 1/4"	1 1/4"	1 1/4"

Base Style	Table Description	Model #	Product Wt
	No Modesty		
	20 x 48 Fix	TPIC 2048REFX	72
	20 x 60 Fix	TPIC 2060REFX	90
	20 x 72 Fix	TPIC 2072REFX	102
	24 x 48 Fix	TPIC 2448REFX	82
	24 x 60 Fix	TPIC 2460REFX	102
	24 x 72 Fix	TPIC 2472REFX	115
	30 x 48 Fix	TPIC 3048REFX	97
	30 x 60 Fix	TPIC 3060REFX	120
30 x 72 Fix	TPIC 3072REFX	135	
	Slotted Metal Modesty		
	20 x 48 Fix w/FixSlottedMetalMod	TPIC 2048REFX XD	78
	20 x 60 Fix w/FixSlottedMetalMod	TPIC 2060REFX XD	98
	20 x 72 Fix w/FixSlottedMetalMod	TPIC 2072REFX XD	113
	24 x 48 Fix w/FixSlottedMetalMod	TPIC 2448REFX XD	88
	24 x 60 Fix w/FixSlottedMetalMod	TPIC 2460REFX XD	110
	24 x 72 Fix w/FixSlottedMetalMod	TPIC 2472REFX XD	126
	30 x 48 Fix w/FixSlottedMetalMod	TPIC 3048REFX XD	103
	30 x 60 Fix w/FixSlottedMetalMod	TPIC 3060REFX XD	128
30 x 72 Fix w/FixSlottedMetalMod	TPIC 3072REFX XD	146	
	Smooth Metal Modesty		
	20 x 48 Fix w/FixSmoothMetalMod	TPIC 2048REFX XO	78
	20 x 60 Fix w/FixSmoothMetalMod	TPIC 2060REFX XO	98
	20 x 72 Fix w/FixSmoothMetalMod	TPIC 2072REFX XO	113
	24 x 48 Fix w/FixSmoothMetalMod	TPIC 2448REFX XO	88
	24 x 60 Fix w/FixSmoothMetalMod	TPIC 2460REFX XO	110
	24 x 72 Fix w/FixSmoothMetalMod	TPIC 2472REFX XO	126
	30 x 48 Fix w/FixSmoothMetalMod	TPIC 3048REFX XO	103
	30 x 60 Fix w/FixSmoothMetalMod	TPIC 3060REFX XO	128
30 x 72 Fix w/FixSmoothMetalMod	TPIC 3072REFX XO	146	

To Order, Specify...

- 1 Model Number
- 2 Top Material
- 3 Edge Style and Thickness
- 4 Edge Color
- 5 Base Color
- 6 Additional Options



Finish Options

Chrome	\$ 165
Nickel	\$ 223
Powder Coat, Standard	n/c
Powder Coat, Premium	\$ 165
Platinum	\$ 488

Top Options

Special Laminate	TSP	call
Custom Cutout (per cutout)	TCC	\$ 120

Power + Data Options

See pages 630 - 634 or the Power + Data Price List

Wire Management Options

Troupe Legway Manager, Set of 2	WTPL	\$ 112
Basket, Under Top Mount	WBT	\$ 97
1 Oval Brush Grommet, Provide Location Print	WOG	\$ 97
1 Round Grommet, Provide Location Print	WRG	\$ 76

Accessories

Keyboard Platform w/Mouse Surface	AKP27M	\$ 760
CPU Holder (3" - 9" adjustment)	ACPU3-9F	\$ 237
CPU Holder (5" - 8" adjustment)	ACPU5-8F	\$ 155
CPU Holder (3" - 5" adjustment)	ACPU3F	\$ 155

Mini-Modesty Options

48" Length	ATPMM48	\$ 77
60" Length	ATPMM60	\$ 95
72" Length	ATPMM72	\$ 110









Questions?




800 876 2120

top >
edge >

edge ordering code (radius corner) >
or
edge ordering code (square corner) >
top thickness >

edge ordering code (radius corner) >
or
edge ordering code (square corner) >
top thickness >
top thickness price >

Laminate PVC	Laminate Wood	Veneer Wood
Flat 	Flat 	Flat 
LP2R or LP2S 1 1/4"	LW2R or LW2S 1 1/4"	VW2R or VW2S 1 1/4"
Fluted 	Fluted 	Fluted 
LPF2R or LPF2S 1 1/4"	LWF2R or LWF2S 1 1/4"	VWF2R or VWF2S 1 1/4"
1 1/4"	1 1/4"	1 1/4"

Base Style	Table Description	Model #	Product Wt
	No Modesty		
	20 x 48 Fix	TPIG 2048REFX	72
	20 x 60 Fix	TPIG 2060REFX	91
	20 x 72 Fix	TPIG 2072REFX	103
	24 x 48 Fix	TPIG 2448REFX	82
	24 x 60 Fix	TPIG 2460REFX	102
	24 x 72 Fix	TPIG 2472REFX	116
	30 x 48 Fix	TPIG 3048REFX	96
	30 x 60 Fix	TPIG 3060REFX	120
30 x 72 Fix	TPIG 3072REFX	137	
	Slotted Metal Modesty		
	20 x 48 Fix w/FixSlottedMetalMod	TPIG 2048REFX XD	79
	20 x 60 Fix w/FixSlottedMetalMod	TPIG 2060REFX XD	100
	20 x 72 Fix w/FixSlottedMetalMod	TPIG 2072REFX XD	114
	24 x 48 Fix w/FixSlottedMetalMod	TPIG 2448REFX XD	89
	24 x 60 Fix w/FixSlottedMetalMod	TPIG 2460REFX XD	111
	24 x 72 Fix w/FixSlottedMetalMod	TPIG 2472REFX XD	127
	30 x 48 Fix w/FixSlottedMetalMod	TPIG 3048REFX XD	104
	30 x 60 Fix w/FixSlottedMetalMod	TPIG 3060REFX XD	129
30 x 72 Fix w/FixSlottedMetalMod	TPIG 3072REFX XD	148	
	Smooth Metal Modesty		
	20 x 48 Fix w/FixSmoothMetalMod	TPIG 2048REFX XO	79
	20 x 60 Fix w/FixSmoothMetalMod	TPIG 2060REFX XO	100
	20 x 72 Fix w/FixSmoothMetalMod	TPIG 2072REFX XO	114
	24 x 48 Fix w/FixSmoothMetalMod	TPIG 2448REFX XO	89
	24 x 60 Fix w/FixSmoothMetalMod	TPIG 2460REFX XO	111
	24 x 72 Fix w/FixSmoothMetalMod	TPIG 2472REFX XO	127
	30 x 48 Fix w/FixSmoothMetalMod	TPIG 3048REFX XO	104
	30 x 60 Fix w/FixSmoothMetalMod	TPIG 3060REFX XO	129
30 x 72 Fix w/FixSmoothMetalMod	TPIG 3072REFX XO	148	

To Order, Specify...

- 1 Model Number
- 2 Top Material
- 3 Edge Style and Thickness
- 4 Edge Color
- 5 Leg Color
- 6 Accent Color
- 7 Modesty Color
- 7 Additional Options



Base Options	Code	Price
Self-Leveling Glides (4).....	.GLD04	\$ 49

Finish Options		
Chrome		\$ 165
Nickel.....		\$ 223
Powder Coat, Standard		n/c
Powder Coat, Premium.....		\$ 165
Platinum.....		\$ 488

Top Options		
Special Laminate.....	TSP	call
Custom Cutout (per cutout)	TCC	\$ 120

Power + Data Options
See pages 630 - 634 or the Power + Data Price List

Wire Management Options		
Troupe Legway Manager, Set of 2	WTPL	\$ 112
Basket, Under Top Mount	WBT	\$ 97
1 Oval Brush Grommet, Provide Location Print.....	WOG	\$ 97
1 Round Grommet, Provide Location Print	WRG	\$ 76

Accessories		
Keyboard Platform w/Mouse Surface	AKP27M	\$ 760
CPU Holder (3" - 9" adjustment)	ACPU3-9F	\$ 237
CPU Holder (5" - 8" adjustment).....	ACPU5-8F	\$ 155
CPU Holder (3" - 5" adjustment).....	ACPU3F	\$ 155
Table Floor Mount Bracket Set.....	AFB	\$ 57

Mini-Modesty Options		
48" Length.....	ATPMM48	\$ 77
60" Length.....	ATPMM60	\$ 95
72" Length.....	ATPMM72	\$ 110

All prices are delivered list price effective with date printed on cover and supersedes all other published price lists. Versteel reserves the right to change prices or specifications without prior notice. Orders are accepted subject to price prevailing at time of shipment.

versteel.com
Made in America
800 876 2120