


Proudly crafted in the USA.

Seating

2025 Price List

[➔ JUMP TO PRICING](#)



VERSTEEL

A special note from

Scott Schwinghammer
President + CEO

At Versteel, we believe how a product is made is just as important as the product itself. It's an accumulation of the care, intention, and expertise that goes into building it. That's why we manufacture our furniture in Southern Indiana, where we have full visibility into every step of the process. From American steel to local supply chains, we rely on trusted materials and an exceptional team to deliver lasting quality.

When I spend time in our facilities, I'm reminded of what really sets Versteel apart: It's the people. The welders with a practiced eye, the builders who fine-tune every joint, the powder coaters who finish each piece with precision. These are the individuals who bring our products to life. Their skill, pride, and attention to detail are behind everything we make.

Yes, we're proud of our versatility, our integrity, and our design. More than anything, though, we're proud of our people. They carry forward our values and ensure that every product that leaves our doors is built to serve, built to last.

Thank you for supporting American manufacturing, and for trusting in the people who bring our furniture to life every day.

Our People are our Heart and Soul.



[→ ABOUT US](#)

Product Information		Chela® Beam Seating		Elly™		Square Back Stool 29" Seat Height Armless	211
General Information	2	4-Leg Base	48	Specifications + General Information	92	Square Back Stool 24" Seat Height Arms	212
Warranty	4	Connectors	52	Upholstery + COM Information	93	Square Back Stool 29" Seat Height Arms	214
Care + Maintenance	4	Configurations	53	Planning	96	Square Back Bariatric Chair Arms	216
Quickship Program	5			How to Order	98		
Upholstery + COM Information	6	Companion™		Materials + Finishes	99		
Intellectual Properties	540	Specifications + General Information	54	Custom Charges + Alternatives	100		
Freight	541	Upholstery + COM Information	56	Options	101		
		How to Order	58	Chair	102	Nerita	
Catwalk™		Materials + Finishes	59	Two Seat	103	Specifications + General Information	218
Specifications + General Information	8	Custom Charges + Alternatives	60	Three Seat	104	Upholstery + COM Information	220
Upholstery + COM Information	9	Options	61	Bench	105	How to Order	222
Planning	12	Accessories	62	Linking Tables	106	Materials + Finishes	223
How to Order	16	Radius Back Chair Armless	64	Pull Up Table	108	Custom Charges + Alternatives	224
Materials + Finishes	17	Radius Back Youth Chair Armless	65			Sled Base	226
Custom Charges + Alternatives	19	Radius Back Chair Arms	66	Immix®		4-Leg Base	227
Power + Charging Options	20	Radius Back Chair Flip-Up Tablet Arm	68	Specifications + General Information	110	Swivel Base Casters	228
Single	22	Radius Back Chair Retractable Tablet Arm	69	Upholstery + COM Information	112	Swivel Base Glides	229
Corner	23	Radius Back Stool 24" Seat Height Armless	70	Planning	116		
End	24	Radius Back Stool 29" Seat Height Armless	71	How to Order	124	OH!™	
Split Level	26	Radius Back Stool 24" Seat Height Arms	72	Materials + Finishes	125	Specifications + General Information	230
Bridge	27	Radius Back X Chair Arms	76	Custom Charges + Alternatives	127	Upholstery + COM Information	232
Ottoman	28	Flared Back Chair Armless	78	Options	128	Planning	234
Connector Tops	29	Flared Back Youth Chair Armless	79	Power/Data + Wire Management	129	How to Order	238
		Flared Back Chair Arms	80	22" Frame	130	Materials + Finishes	239
Chela®		Flared Back Chair Flip-Up Tablet Arm	82	33" Frame	132	Custom Charges + Alternatives	241
Specifications + General Information	30	Flared Back Chair Retractable Tablet Arm	83	44" Frame	138	Options	242
Upholstery + COM Information	32	Flared Back Stool 24" Seat Height Armless	84	55" Frame	150	Power Options	243
How to Order	34	Flared Back Stool 29" Seat Height Armless	85	66" Frame	158	Freestanding No Back	246
Materials + Finishes	35	Flared Back Stool 24" Seat Height Arms	86	Curved Radius	172	Freestanding With Back	247
Custom Charges + Alternatives	36	Flared Back Stool 29" Seat Height Arms	88	Curved Tables	176	Freestanding Ottomans	248
Options + Accessories	37	Flared Back Stool 24" Seat Height Armless	90	À la Carte	178	Freestanding Tables	250
Guest Chair Armless + Arm	38	Flared Back Stool 29" Seat Height Armless			186	Configurable No Back	252
Guest Chair Flip-Up Tablet Arm	39	Flared Back Stool 24" Seat Height Arms		Kompis™		Configurable With Back	253
Sled Base Chair Armless + Arm	40	Flared Back Stool 29" Seat Height Arms		Specifications + General Information	194	Configurable Tables	254
Sled Base Chair Flip-Up Tablet Arm	41	Flared Back Stool 24" Seat Height Armless		Upholstery + COM Information	196	Privacy Screens Tackable	256
Swivel Caster Base Chair Armless + Arm	42	Flared Back Stool 29" Seat Height Arms		How to Order	198	Privacy Screens Acoustic	257
Swivel Glide Base Chair Armless + Arm	43	Flared Back Stool 24" Seat Height Arms		Materials + Finishes	199		
Sled Base Stool 24" Seat Height Armless + Arm	44	Flared Back Stool 29" Seat Height Arms		Custom Charges + Alternatives	200		
Sled Base Stool 29" Seat Height Armless + Arm	45	Flared Back Stool 24" Seat Height Arms		Options	201		
Swivel Caster Base Stool Armless + Arm	46	Flared Back Stool 29" Seat Height Arms		Accessories	202		
Swivel Glide Base Stool Armless + Arm	47	Flared Back X Chair Arms		Square Back Chair Armless	204		
				Square Back Chair Arms	206		
				Square Back Chair Flip-Up Tablet Arm	208	Ollie™	
				Square Back Stool 24" Seat Height Armless	210	Specifications + General Information	258
						Stool Construction	260
						Upholstery + COM Information	262

Ollie™ (cont...)							
How to Order	264	4-Leg Chair Ply Shell	305	Ply Beam Two Seats / One Top	378	Guest Chair Retractable Tablet Arm Right Casters	433
Finishes + Options	265	Sled Chair Retractable Tablet Arm Poly Shell	306	Ply Beam Three Seats	393	Guest Chair Retractable Tablet Arm Left Glides	434
Round	266						
Square	267	4-Leg Chair Retractable Tablet Arm Poly Shell	307	Sate™		Guest Chair Retractable Tablet Arm Left Casters	435
Quanta®		Sled Chair Retractable Tablet Arm Ply Shell	308	Specifications + General Information	400	Guest Chair Oversize Tablet Arm Right Glides	436
Specifications + General Information	268	4-Leg Chair Retractable Tablet Arm Ply Shell	309	Upholstery + COM Information	402	Guest Chair Oversize Tablet Arm Right Casters	437
Upholstery + COM Information	270	Sled Stool - 24" Poly Shell	310	How to Order	404	Guest Chair Oversize Tablet Arm Right Casters	438
How to Order	272	4-Leg Stool - 24" Poly Shell	311	Materials + Finishes	405	Guest Chair Oversize Tablet Arm Left Glides	439
Materials + Finishes	273	Sled Stool - 24" Ply Shell	312	Custom Charges + Alternatives	406	Guest Chair Oversize Tablet Arm Left Glides	440
Custom Charges + Alternatives	274	4-Leg Stool - 29" Poly Shell	313	Options + Accessories	407	Guest Chair Oversize Tablet Arm Left Casters	441
Options + Accessories	275	4-Leg Stool - 29" Ply Shell	314	Guest Chair Armless	408	Guest Chair Oversize Tablet Arm Left Casters	442
4-Leg Base Chair Arm + Armless	276	Sled Stool (Mid Back) - 24" Ply Shell	315	Guest Chair Arm	409	Stool 24" Seat Height Armless	443
4-Leg Base Chair Flip-Up Tablet Arm	277	4-Leg Stool (Mid Back) - 24" Ply Shell	316	Stool 24" Seat Height Arms	410	Stool 24" Seat Height Arms	444
4-Leg Base Chair Retractable Tablet Arm	278	Sled Stool - 29" Poly Shell	317	Stool 29" Seat Height Armless	411	Stool 29" Seat Height Armless	445
4-Leg Base Stool 24" Seat Height Armless + Arm	279	4-Leg Stool - 29" Poly Shell	318	Stool 29" Seat Height Arms	412	Stool 29" Seat Height Arms	446
4-Leg Base Stool 29" Seat Height Armless + Arm	280	Sled Stool (Mid Back) - 29" Ply Shell	319	Guest Chair Retractable Tablet Arm	413	Stool 29" Seat Height Arms	447
Swivel Base Chair Armless + Arm	281	4-Leg Stool (Mid Back) - 29" Ply Shell	320	Swivel Base Chair Armless	414	Socius™	
Apex Base Chair Armless	282	4-Leg Stool (Mid Back) - 29" Ply Shell	321	Swivel Base Chair Arm	416	Specifications + General Information	444
Apex Base Chair Lounge	283	Swivel Base Chair Poly Shell	322	Swivel Base Stool Armless	417	Upholstery + COM Information	445
Swivel Disc Base Chair Gullwing Arm + Adjustable Height	284	Swivel Base Chair Ply Shell	323	Swivel Base Stool Arms	418	How to Order	448
Swivel Disc Base Chair Gullwing Arm + Fixed Height	285	Swivel Base Stool Poly Shell	324	SIMON®		Materials + Finishes	449
Quanta® Max		Swivel Base Stool Ply Shell	325	Specifications + General Information	420	Custom Charges + Alternatives	450
Specifications + General Information	286	Swivel Base Stool (Mid Back) Ply Shell	326	Upholstery + COM Information	422	Guest Chair Mid Back	452
Chair Frame + Construction	288	Poly Beam One Seat/One Top	328	How to Order	424	Guest Chair High Back	454
Beam Frame + Construction	291	Poly Beam One Seat / Two Tops	333	Materials + Finishes	425	Easy Access Chair	456
Upholstery + COM Information	294	Poly Beam Two Seats	335	Custom Charges + Alternatives	426	Bariatric Chair	458
How to Order	296	Poly Beam Two Seats / One Top	342	Options + Accessories	427	Tandem Guest Mid Back	460
Materials + Finishes	297	Poly Beam Three Seats	357	Guest Chair Armless Glides	428	Tandem Guest High Back	462
Custom Charges + Alternatives	298	Ply Beam One Seat / One Top	364	Guest Chair Armless Casters	429	Tandem 26" Bariatric Two Seats	464
Options + Accessories	299	Ply Beam One Seat / Two Tops	369	Guest Chair Arms Glides	430	Tandem 26" Bariatric Three Seats	466
4-Leg Wood Base Poly Shell	300	Ply Beam Two Seats	371	Guest Chair Arms Casters	431	Tandem 30" Bariatric Two Seats	468
4-Leg Wood Base Ply Shell	301			Guest Chair Retractable Tablet Arm Right Glides	432	Tandem 30" Bariatric Three Seats	470
Sled Chair Poly Shell	302					Tandem 42" Bariatric Two Seats	472
4-Leg Chair Poly Shell	303					Tandem 42" Bariatric Three Seats	474
Sled Chair Poly Shell	304						

The Maker Project™		Sled Chair Veneer Armless + Arm	528
Specifications + General Information	476		
Upholstery + COM Information	478	4-leg Chair Veneer	529
How to Order	480	Armless + Arm	
Materials + Finishes	481	Sled Chair Upholstered	530
Custom Charges + Alternatives	482	Armless + Arm	
Utility Stool	484	4-leg Chair Upholstered	531
Chair + Stool	485	Armless + Arm	
Bench + Cushion	486	Sled Stool	532
Maker A Bench	487	24" Seat Height Veneer Armless + Arm	
Thea®		4-leg Stool	533
Specifications + General Information	488	24" Seat Height Veneer Armless + Arm	
Upholstery + COM Information	490	Sled Stool	534
How to Order	492	24" Seat Height Upholstered	
Materials + Finishes	493	Armless + Arm	
Custom Charges + Alternatives	494	4-leg Stool	535
4-Leg Chair Armless	496	24" Seat Height Upholstered Armless + Arm	
		Sled Stool	536
Troupe®		29" Seat Height Veneer Armless + Arm	
Specifications + General Information	498		
Upholstery + COM Information	499	4-leg Stool	537
How to Order	502	29" Seat Height Veneer Armless + Arm	
Materials + Finishes	503	Sled Stool	538
Custom Charges + Alternatives	504	29" Seat Height Upholstered	
Stool	506	Armless + Arm	
Bench	507	4-leg Stool	539
		29" Seat Height Upholstered Armless + Arm	
Zayn®			
Specifications + General Information	508		
Upholstery + COM Information	510		
How to Order	512		
Materials + Finishes	513		
Custom Charges + Alternatives	514		
Options	515		
Guest Chair with Glides	516		
Guest Chair with Casters	517		
Lounge Chair with Glides	518		
Stool with Glides	519		
Zuri®			
Specifications + General Information	520		
Upholstery + COM Information	522		
How to Order	524		
Materials + Finishes	525		
Custom Charges + Alternatives	526		
Options + Accessories	527		

Prices

All prices are list price, effective with date printed on cover, and supersedes all other published price lists. Orders within the 48 contiguous United States will be assessed a freight charge based on a percentage of the total list price, or a flat rate of \$300, whichever is greater. A minimum charge of \$400 will apply to all shipments to Canada. Fees will be calculated using the zone map located on page 541. Normal delivery is on a dock-to-dock basis. Additional charges may apply on special requests noted on the customer's purchase order such as inside delivery, "call before," etc. Versteel reserves the right to change prices, shipping fees, or specifications without prior notice. Orders are accepted subject to price prevailing at time of shipment.

Acknowledgement

Orders are accepted, manufactured, and invoiced in accordance with the acknowledgement. Notify Versteel immediately of any discrepancies. Acknowledged orders may not be cancelled or modified without written consent from Versteel.

Orders

All orders must be received in writing, accompanied by final material and finish specifications for order entry.

Contact Versteel

Email contact@versteel.com
Telephone 800 876 2120
812 634 2120

Mailing Address

Versteel
2332 Cathy Lane
Jasper, IN 47546

Telephone orders must be confirmed in writing within 24 hours, marked "Confirmation." Duplicate orders not marked "Confirmation" are the responsibility of the customer.

Credit

You are requested to enclose one bank reference and three trade references with your initial order.

Credit Cards

Versteel accepts Mastercard, Visa & AMEX credit card payment for invoiced sales. Credit card information must be presented along with the Sales Order (with a signed Credit Card Authorization Form attached). There is no cash discount extended to credit card orders. Credit cards will be charged at time of shipment. A processing fee will be applied for all credit card purchases. Processing fee will not be applied to GSA or contract orders. Versteel will not accept credit cards for payment of account balances. Credit card payment will not be accepted on orders over \$30,000.00.

Changes or Cancellation

Any change or cancellation to an order must be submitted in writing and confirmed by Versteel Customer Service before the change or cancellation is effective. Due to short lead times, any change or cancellation may result in charges if materials have entered the production process.

Shipping Schedule

All Seating 4-5 WEEKS

NOTE CHAIR ORDERS WITH COM UPHOLSTERY WILL BE SCHEDULED UPON RECEIPT OF COM UPHOLSTERY YARDAGE

Shipping

Normal delivery is on a dock-to-dock basis, F.O.B. Versteel's factory in Jasper, Indiana. Special requests such as inside delivery, "call before," etc. should be noted on the customer's purchase order and are subject to additional charges. See freight program on page 541 for shipping charges.

Chela, Companion, Kompis, Ollie, Quanta, Sate, SIMON, Socius and Zuri chairs/stools ship fully assembled. Companion Tablet Arm chairs require mounting of the tablet surface to the frame. Chela and Quanta Beam requires assembly.

Orders shipping outside of the contiguous 48 United States will have shipping quoted as a separate item.

FOB Origin, Freight Prepaid

Versteel
2332 Cathy Lane
Jasper, IN 47546

Shipping Damage Claims or Shortages

Legal title of merchandise passes to the buyer upon acceptance of the carrier. All cartons must be carefully inspected upon delivery. Visibly damaged product should not be accepted from the carrier until the damage is noted on delivery receipt. Versteel will not accept responsibility if the delivery receipt is signed as "clear". Retain any damaged goods and take photos for claim filing purposes. Details of visible damage should be noted on the delivery receipt. Shortages must be noted on the bill of lading prior to accepting the shipment.

Concealed Damage

If concealed damage is discovered, the receiver must notify the freight carrier within 5 business days from receipt of the product(s). For claim consideration the receiver must request an inspection of the damaged goods by the carrier. All damaged product and packaging should be retained and photos taken for claim filing use. Inspections must occur at the original delivery point to be considered for claim submittal. Reports of concealed damage after five business days will not be considered.

Partial Shipments

Versteel makes every attempt to ship orders complete and on schedule. However, we reserve the right to make partial shipments as product is ready, in an effort to get your order to you as quickly as possible. Invoices covering these shipments are to be paid as they become due.

Returns

No return merchandise will be accepted without Versteel's written consent and shipping instructions. Unauthorized returns will not be accepted.

Terms

Terms are 1%, 10 days, net 30 days from date of invoice.

Force Majeure

Versteel shall be excused from the duty to render timely performance of any obligation hereunder if such inability to perform is caused directly or indirectly by act of God, flood, war, riot, fire, accident, explosion, strikes or labor trouble, act of government, delay or default by a subcontractor or supplier of materials or services, transportation difficulty or delay, the existence of any circumstances making performance commercially impracticable or any other cause beyond Versteel's reasonable control. Buyer's obligation to make any payment due and owing to Versteel shall not be excused for any reason whatsoever.

Oversized Shipping Fee

Orders received for items or tops greater than 94" in length will receive a \$250 net oversized shipping fee per order. Fee not applied to orders with multi-piece tops where each section is less than 94" in length.

Warranty

All table and seating products manufactured by Versteel are guaranteed by a Lifetime Warranty against defects in materials and workmanship from the date of purchase. Products manufactured/adapted for use in a Pavilion or Pop-Up setting are covered under a three (3) year warranty against defects in materials and workmanship from date of purchase.

Electrical items manufactured by Versteel are guaranteed against defect for a period of five (5) years from date of purchase.

Electrical items not manufactured by Versteel are covered by the manufacturers under their specified warranty.

Consumables such as gas cylinders, casters and glides are covered for a period of one (1) year. Adjustable height bases with crank and counterbalanced components are covered under a two (2) year warranty. Versteel will not cover labor costs associated with replacing the casters or glides.

Wood veneer is warranted for a period of ten (10) years. Natural variations in grain, color or texture of wood should not be construed as defects under this warranty.

Versteel will replace or repair (at our discretion) without cost to our customers any item manufactured by Versteel found to be defective as a result of defective material or workmanship and is still owned by the original purchaser. We will not, however, repair any item which is not properly installed, maintained, is abused or subject to any use other than that which was originally intended. Warranty does not cover normal wear and tear of the product, which is expected over the course of ownership. In no event shall liability under this warranty exceed the original purchase price.

Pavilion and Pop-Up products must be covered and out of direct sunlight. Use location must be a minimum of 100 miles from saltwater.

Warranty on plastic laminates, solid surface materials and upholstery is not covered by Versteel but is covered by each manufacturer under their specified warranty only. All foams, fabrics and vinyls are prone to stretch and loosen over time through normal use. This natural effect, called puddling, is covered for a period of one (1) year from the date of purchase.

There are no other warranties expressed or implied.

Care of Wood Chair Parts

Clean all surfaces frequently with water-dampened soft cloth, moving the cloth with the grain direction. Quickly buff dry. Immediately remove any liquids that come in contact with wood surfaces using a blotting action to absorb liquid. Lift objects to move them. Never pull them across the finished surface.

Avoid exposing furniture to extreme heat and cold or to wide humidity variances. Avoid exposing furniture to strong sunlight. Do not use soaps, commercial cleaners or harsh solvents (nail polish remover, acetates, etc.) as they will cause finish deterioration.

Care of Laminate Surfaces and PVC Edges

Clean with a mild soap solution and rinse with clean, clear water. Wipe the entire surface, moving with the pattern and follow with a clean, dry soft cloth.

Care of Powder Coat and Nickel Frames

Clean with a mild soap solution and rinse with clean, clear water. Wipe the entire surface and follow with a clean, dry cloth to buff dry.

Care of Chrome Frames

Clean with a wet cloth or window cleaner. For scuff marks or heavy soiling, a non-abrasive automotive chrome polish can be applied as directed.

Maintenance of Mechanical Parts

Clean any lint or debris from the moving parts of the mechanisms. Do not apply lubricant. Mechanisms have been designed and tested to not require lubrication under normal conditions.

Care of Upholstery Surfaces

For Versteel standard fabrics and vinyls, consult the back of the appropriate swatch card for cleaning codes and any specific instructions. For COM materials, consult with the individual textile manufacturer for cleaning codes and any specific instructions pertaining to your particular fabric.

Care of Poly Parts

Clean with a mild soap solution and rinse with clean water. Avoid exposure to harsh or acidic solvents (nail polish remover, orange cleaner, bleach, etc.) as it will cause finish deterioration.

BIFMA

All Versteel products are constructed to pass the relevant ANSI/BIFMA standards. For more detailed specifications by series and base style, contact Versteel Customer Service at 800.876.2120.

Quickship Program

OS Available on select products in the Chela, Companion, Kompis, SIMON, OHI, Quanta Max, The Maker Project and Troupe seating lines along with select products in Deci, Paces, Performance, Vela and Wavelink table lines.

The Versteel Quickship Program consists of up to 50 tables, 25 tables with modesty panels or 100 chairs in 10 working days from time of order (received by 12pm EST).

Orders must be accompanied by final material and finish specifications for order entry. They must be clearly marked "Quickship" and consist of products from the program. Quickship orders cannot be changed or cancelled, and credit approval must be acquired within 24 hours.

For additional information see Versteel.com

Standard Versteel Upholstery

Standard Versteel Upholstery offers a range of materials, from fabrics in a variety of colors and textures to vinyls for soil resistance. Please refer to Versteel's fabric cards, or the "Materials and Finishes" section of our website for reference information.

Grade-In Upholstery

Versteel has coordinated with upholstery manufacturers to simplify your order process. Many of the manufacturers' offerings have been pre-approved for application on Versteel Seating.

Contact Versteel Customer Service with your selected fabric choice to be graded in. They will supply you with the appropriate grade-in designator. On your purchase order, complete the information with the pattern name, color description and grade-in designator, and Versteel will take it from there.

Customer's Own Material

Customer's Own Materials (COM's) are not an issue on Versteel Seating. Many COM's are pre-approved for application on Versteel Seating. Call Versteel Customer Service with your COM selection to determine if it has been pre-approved. If your selection has not been pre-approved, reference the "Receiving COM Approval" section below. We will not produce products with textiles containing fire retardant materials.

Receiving COM Approval

Not all materials are suitable for upholstery on all chairs. A 12" X 12" memo sample must be supplied for approval before a COM material is accepted for an order. If the material is directional in pattern or weave, the pattern repeat (in inches) in both directions or the weave direction must be supplied.

Excess COM

Versteel will not store excess COM for more than 30 days after the order has been completed. If excess material is to be returned after order completion, send the request to Versteel Customer Service prior to acknowledge ship date. It is the customer's responsibility to arrange for the return of the material "freight collect."

COM Requiring Application Test

If an application test is required for your selected COM, send test sample material along with the following:

- Name and return address
- Chair model selected
- Sketch showing special requirements for the positioning of the material's pattern on the chair seat and chair back, if special considerations are required.

NOTE ALL UPHOLSTERIES ARE CUT UP THE ROLL TO MAXIMIZE YIELD AND WEAR PERFORMANCE

Ship COM to:

Versteel
2332 Cathy Lane
Jasper, IN 47546

COM must be shipped to the factory with transportation costs "prepaid." If material is considered defective or unusable, it will be returned "transportation collect."

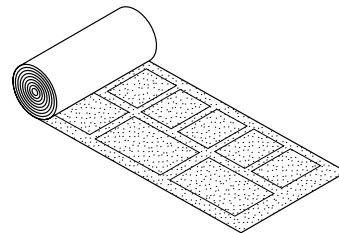
For standard lead time orders, tag fabric with purchase order number and identify with project number if possible.

Application of Directional Fabrics

Due to the upholstering process, some fabrics not considered directional by the supplier may be considered directional by Versteel.

With the exception of OH! and Zayn all COM's are cut "up the roll" unless otherwise directed by the customer (see illustration below).

EXAMPLE PATTERN CUT UP THE ROLL



If special cutting or upholstery application is required, you must indicate requirement at time of order entry.

Patterned COM Additional Yardage Guide

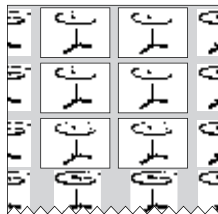
Use the guide below to aid in ordering the appropriate COM fabric when needing to match a pattern with a repeat. To use this guide, add the vertical and horizontal repeats together (e.g. a 5" vertical repeat plus an 11" horizontal repeat gives a 16" total). Then find the appropriate entry on the chart, and increase the yardage estimate by the percentage indicated.

For example: The yardage estimate is 8 yards of 54" wide fabric and the pattern has a repeat of 11" horizontal and 5" vertical. Add up the repeats (11" + 5" = 16") and find the appropriate entry - 15% in this example. Fifteen percent more fabric is required to match the pattern. 8 yards plus an extra 15% in 9.2 yards.

Fabric Width	Plain Fabric	3" - 14" Repeat	15" - 19" Repeat	20" - 27" Repeat	28" - 36" Repeat	37" - 45" Repeat	46" - 54" Repeat
54"	0%	10%	15%	20%	25%	30%	35%
50" - 52"	10%	20%	25%	30%	35%	40%	45%

Decorative Patterns

Yardage requirements are greatly affected by the size of the repeat and the print or pattern of the material. Versteel cuts all seating patterns with aesthetic concerns in mind for high quality and consistency. Refer to the COM listing for the yardage required for pattern repeat.





Catwalk is a modular soft-seating series featuring low, mid and high ledge heights that allow you to create endless configurations. Ledges may be specified in laminate, veneer or upholstery.

Features

The seat height for all catwalk units is 17 ½" tall. The unit to unit connection points for all seating models, along with same cushion dimensions, allow for easy configuration changes in the field.

Legs

Legs are 1 ¼" diameter steel tube with adjustable nylon glides.

Cat's Paw™

Every Catwalk unit is shipped with Cat's Paw linking brackets to ensure units remain connected in desired configuration. This unique design requires no tools to link units, and allows the brackets to remain on the unit when not in use.

Connector Tops

Two connector tops: rectangle and wedge may be specified to be linked to any catwalk upholstered unit. Available in laminate or veneer, these tops must be used between two units. They cannot be used at the beginning or an end of a run.

Power

If you desire USB charging the Salt unit is a perfect solution offering three different charging options. The Pepper unit is available when a power outlet is required. Additional information can be found on page 14.

Shipping Schedule

Standard Items

Fully Upholstered	4-5 WEEKS
Laminate, PVC Edge	4-5 WEEKS
Laminate, Wood Edge	4-5 WEEKS
Veneer, Wood Edge	6-8 WEEKS

Contact Versteel for special lead time requests.

BIFMA

All Versteel products are constructed to pass the relevant ANSI/BIFMA standards. For more detailed specifications by series and base style, contact Versteel Customer Service at 800.876.2120.

Additional information regarding warranty, terms and conditions, shipping, care and maintenance, etc. can be found in the All Seating price list.

Standard Versteel Upholstery

Standard Versteel Upholstery offers a range of materials, from fabrics in a variety of colors and textures to vinyls for soil resistance. Please refer to Versteel's fabric cards or the "Materials + Finishes" section of our website for information.

Grade-in Upholstery

Versteel has coordinated with upholstery manufacturers to simplify your order process. Many of the manufacturers' offerings have been pre-approved for application on Versteel Seating.

Contact Versteel Customer Service with your selected fabric choice to be graded in. You will be supplied with the appropriate grade-in designator. On your purchase order, complete the information with the pattern name, color description and grade-in designator, and Versteel will take it from there.

Customer's Own Material

Customer's Own Materials (COM's) are not an issue on Catwalk. Many COM's are pre-approved for application on Versteel Seating. Call Versteel Customer Service with your COM selection to determine if it has been pre-approved. If your selection has not been pre-approved, reference the "Receiving COM Approval" section below.

Receiving COM Approval

Not all materials are suitable for upholstery on Catwalk. A 12" x 12" memo sample must be supplied for approval before a COM material is accepted for an order. If the material is directional in pattern or weave, the pattern repeat (in inches) in both directions or the weave direction must be supplied.

Excess COM

Versteel will not store excess COM for more than 30 days after the order has been completed. If excess material is to be returned after order completion, send the request to Versteel Customer Service prior to acknowledged ship date. It is the customer's responsibility to arrange for the return of the material "freight collect."

COM Requiring Application Test

If an application test is required for your selected COM, send test sample material along with the following.

1. Name and return address
2. Model selected
3. Sketch showing special requirements for the positioning of the materials' pattern on the seat and ledge, if special considerations are required.

NOTE ALL UPHOLSTERIES ARE CUT UP THE ROLL TO MAXIMIZE YIELD AND WEAR PERFORMANCE

Ship COM to:

Versteel
2332 Cathy Lane
Jasper, IN 47546

COM must be shipped to the factory with transportation costs "prepaid." If material is considered defective or unusable, it will be returned "transportation collect."

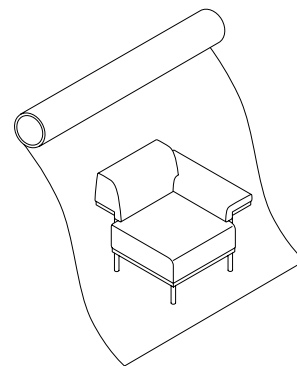
For standard lead time orders, tag fabric with purchase order number and identify with project number if possible.

Application of Directional Fabrics

Due to the upholstering process, some fabrics not considered directional by the supplier may be considered directional by Versteel.

All COM's are cut "up the roll" unless otherwise directed by the customer (see illustration below).

EXAMPLE PATTERN CUT "UP THE ROLL"



If special cutting or upholstery application is required, you must indicate requirement at time of order entry.

Catwalk COM Yardage Requirements

COM yardage requirements are calculated based on a material width of 54" and a repeat of 2" or less. For material less than 54" wide, contact Versteel for yardage requirements. Use the chart below as a guide to calculate your COM yardage. The "Same" column is for those units that are specified with the same fabric on the seat and the ledge. For quantities greater than 6, contact Versteel Customer Service for calculation of COM yardage by model.

Quantity of Units	1		2			3			4			5			6			
	Seat	Ledge Same	Seat	Ledge	Same	Seat	Ledge	Same	Seat	Ledge	Same	Seat	Ledge	Same	Seat	Ledge	Same	
Single																		
w/Ledge	2.0		3.0			4.0			5.0			6.0			6.5			
w/Low Bumper Ledge	2.0	1.0	2.0	3.0	1.5	3.5	4.0	1.5	5.0	5.0	1.5	6.0	6.0	2.0	7.0	6.5	2.5	8.0
w/Low Padded Ledge	2.0	1.0	3.0	3.0	2.0	5.0	4.0	2.0	6.0	5.0	2.5	7.5	6.0	3.0	9.0	6.5	3.5	10.0
w/Mid Padded Ledge	2.0	1.5	3.5	3.0	2.0	5.0	4.0	2.5	6.5	5.0	3.5	8.5	6.0	3.5	9.5	6.5	4.5	11.0
w/High Padded Ledge	2.0	1.5	3.5	3.0	2.5	5.5	4.0	3.0	7.0	5.0	4.0	9.0	6.0	4.5	10.5	6.5	5.5	12.0
Corner																		
w/Ledge	2.0		3.0			4.0			5.0			6.0			6.5			
w/Low Bumper Ledge	2.0	1.5	3.5	3.0	1.5	4.5	4.0	2.5	6.5	5.0	3.0	8.0	6.0	3.5	9.5	6.5	4.0	10.5
w/Low Padded Ledge	2.0	2.0	4.0	3.0	3.5	6.5	4.0	5.0	9.0	5.0	6.0	11.0	6.0	7.5	13.5	6.5	9.0	15.5
w/Mid Padded Ledge	2.0	3.0	5.0	3.0	4.5	7.5	4.0	6.0	10.0	5.0	8.0	13.0	6.0	9.5	15.5	6.5	11.0	17.5
w/High Padded Ledge	2.0	3.5	5.5	3.0	5.5	8.5	4.0	7.5	11.5	5.0	9.5	14.5	6.0	11.5	17.5	6.5	13.5	20.0
End																		
w/Low Pad Ledge + Mid Padded Ledge	2.0	2.5	4.5	3.0	3.5	6.5	4.0	5.0	9.0	5.0	5.5	10.5	6.0	7.0	13.0	6.5	8.0	14.5
w/Low Pad Ledge + High Padded Ledge	2.0	2.5	4.5	3.0	4.0	7.0	4.0	5.5	9.5	5.0	6.5	11.5	6.0	8.0	14.0	6.5	9.5	16.0
Split Level																		
w/Top	2.0		3.0			4.0			5.0			6.0			6.5			
w/Low Padded Top	2.0	2.0	4.0	3.0	3.5	6.5	4.0	4.0	8.0	5.0	5.5	10.5	6.0	5.5	11.5	6.5	7.5	14.0
w/Mid Padded Top	2.0	2.0	4.0	3.0	4.0	7.0	4.0	5.0	9.0	5.0	6.5	11.5	6.0	7.5	13.5	6.5	9.5	16.0
Bridge Models																		
w/Top	3.0		5.0			6.5			8.5			11.5			13.5			
w/Low Padded Top	3.0	2.0	5.0	5.0	3.5	8.5	6.5	4.0	10.5	8.5	5.5	14.0	11.5	5.5	17	13.5	7.5	21.0
w/Mid Padded Top	3.0	2.0	5.0	5.0	4.0	9.0	6.5	5.0	14.5	8.5	6.5	15.0	11.5	7.5	19	13.5	9.5	23.0
Ottoman																		
Seat Only	2.0		3.0			4.0			5.0			6.0			6.5			

Patterned COM Additional Yardage Guide

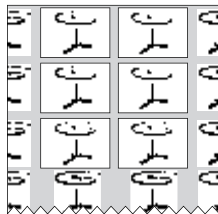
Use the guide below to aid in ordering the appropriate COM fabric when needing to match a pattern with a repeat. To use this guide, add the vertical and horizontal repeats together (e.g. a 5" vertical repeat plus an 11" horizontal repeat gives a 16" total). Then find the appropriate entry on the chart, and increase the yardage estimate by the percentage indicated.

For example: The yardage estimate is 8 yards of 54" wide fabric and the pattern has a repeat of 11" horizontal and 5" vertical. Add up the repeats (11" + 5" = 16") and find the appropriate entry - 15% in this example. Fifteen percent more fabric is required to match the pattern. 8 yards plus an extra 15% is 9.2 yards.

Fabric Width	Plain Fabric	3" - 14" Repeat	15" - 19" Repeat	20" - 27" Repeat	28" - 36" Repeat	37" - 45" Repeat	46" - 54" Repeat
54"	0%	10%	15%	20%	25%	30%	35%
50" - 52"	10%	20%	25%	30%	35%	40%	45%

Decorative Patterns

Yardage requirements are greatly affected by the size of the repeat and the print or pattern of the material. Versteel cuts all seating patterns with aesthetic concerns in mind for high quality and consistency. Refer to the COM listing for the yardage required for pattern repeat.



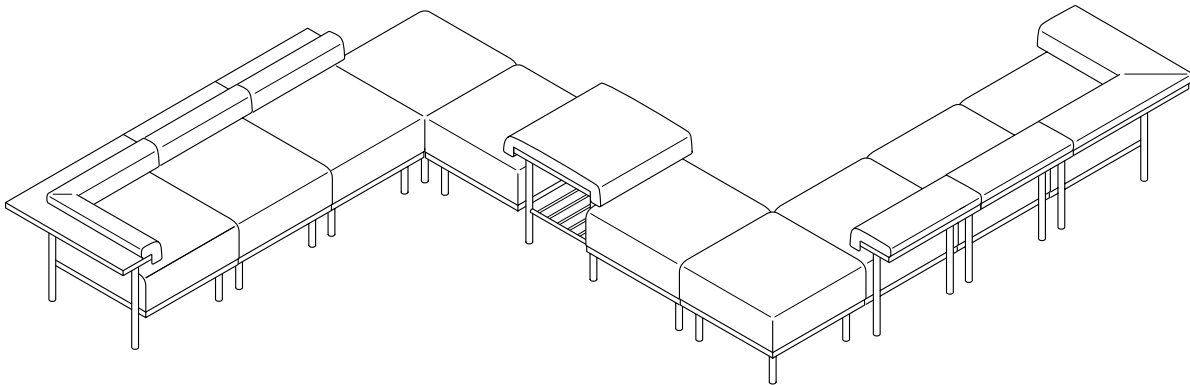
Linking Configurations

All Catwalk models can be combined to create configurations for relaxation, studying, collaboration, etc. Mix and match different ledge heights and styles along with the ottoman or one of the connector tops. When using a connector top keep in mind it must be used between non-ledge sides of two units.

Configuration Examples

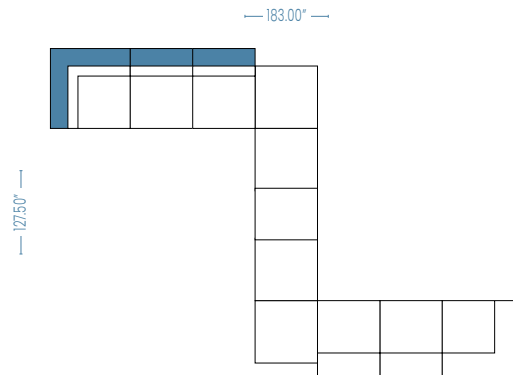
Versteel will help you with your configuration if you have concerns. Simply call Customer Service and provide the dimensions of your space and the type of configuration you desire. Like any other space planning, it is helpful to know where the power sources are, as well as windows, doors and other obstructions and proposed traffic patterns.

Shown below and on the following pages are some idea starters. Units are priced with a powder coat frame, grade 2/COM fabric, laminate ledge and PVC edge.

**Zig Zag Configuration**

- (1) CW3030 L02LP
- (2) CW2430 L02LP
- (2) CW2424
- (1) CW2466 L03P
- (2) CW2431 L03P
- (1) CW3131 L03P

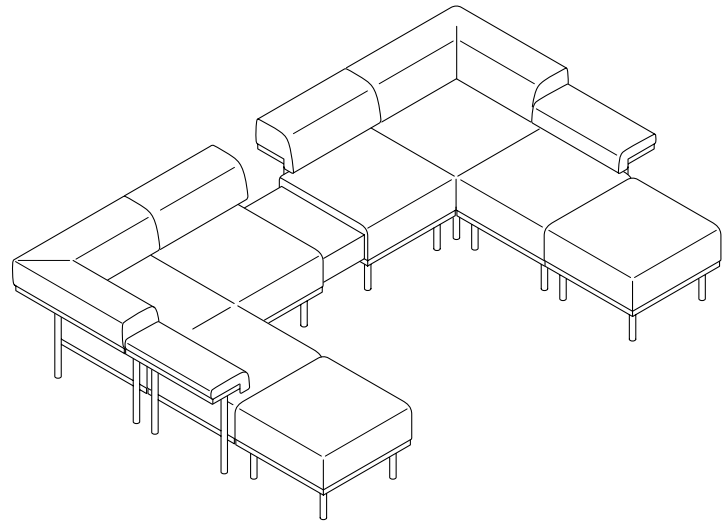
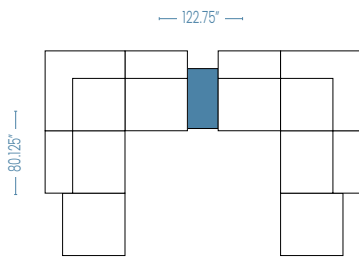
Total List: \$23,042



U Configuration

- (2) CW2424
- (2) CW2431 L03P
- (2) CW3131 M03P
- (2) CW2431 M03P
- (1) CW1223RE

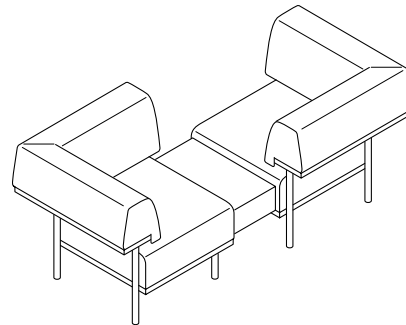
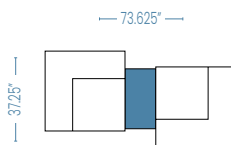
Total List: \$20,981



Conversation Configuration

- (2) CW3131 H03P
- (1) CW1223RE

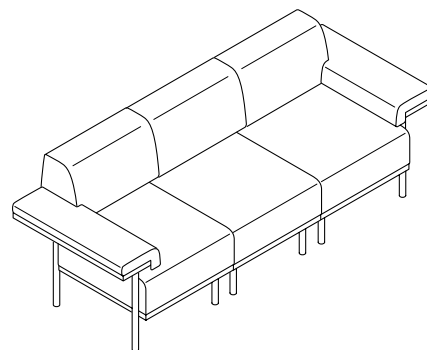
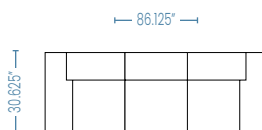
Total List: \$7,979



Sofa Configuration

- (1) CW3131 LRHB03P
- (1) CW2431 H03P
- (1) CW3131 LLHB03P

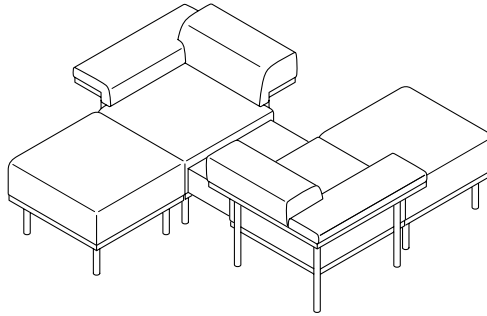
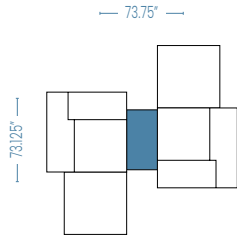
Total List: \$8,905



Chaise Configuration

- (2) CW2424
- (2) CW3131 LRMB03P
- (1) CW1223RE

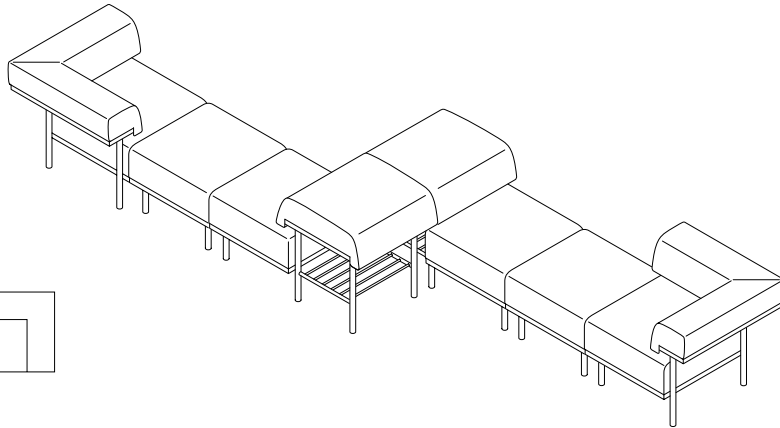
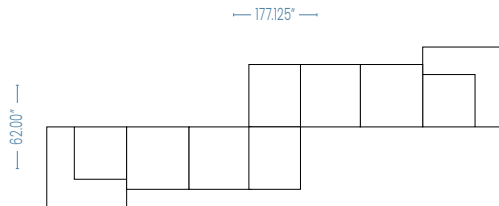
Total List: \$11,023



Offset Inline Configuration

- (2) CW3131 M03P
- (2) CW2424
- (2) CW2446 M03P

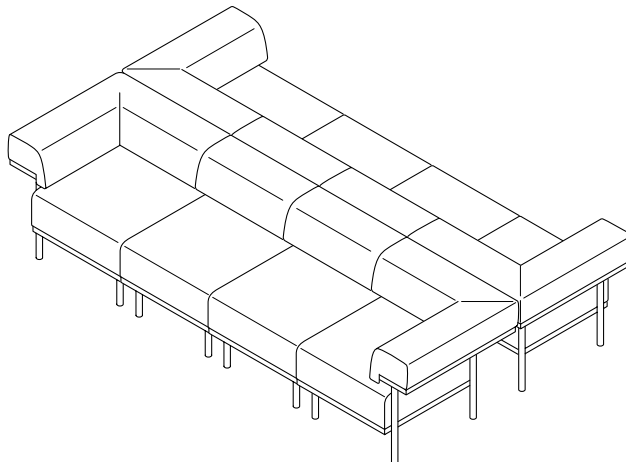
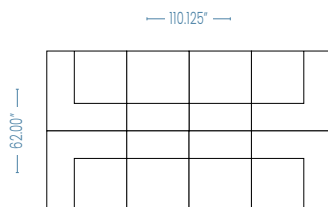
Total List: \$16,420



Back to Back Configuration

- (4) CW3131 M03P
- (4) CW2431 M03P

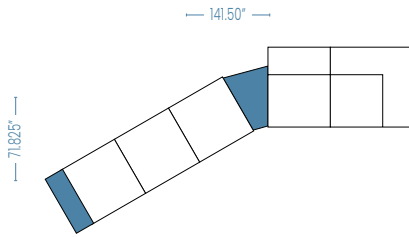
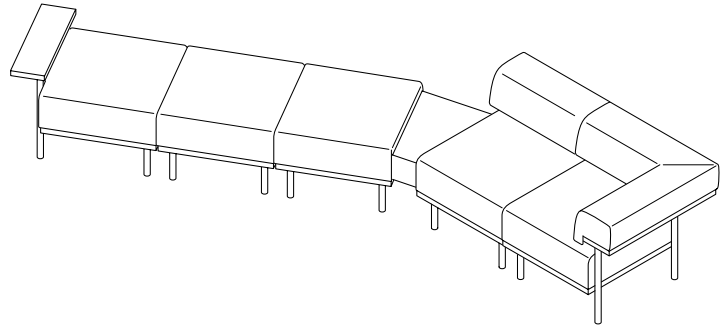
Total List: \$23,052



Angled Configuration

- (1) CW2430 L01LP
- (2) CW2424
- (1) CW30D18WG
- (1) CW2431 M03P
- (1) CW3131 M03P

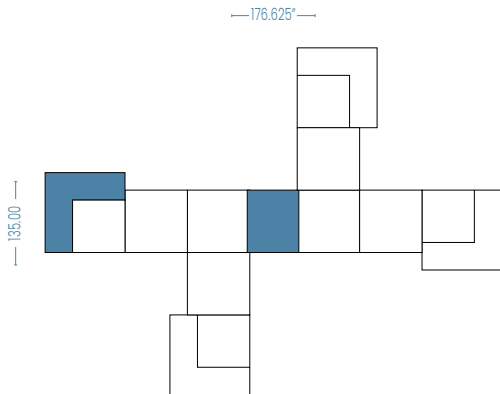
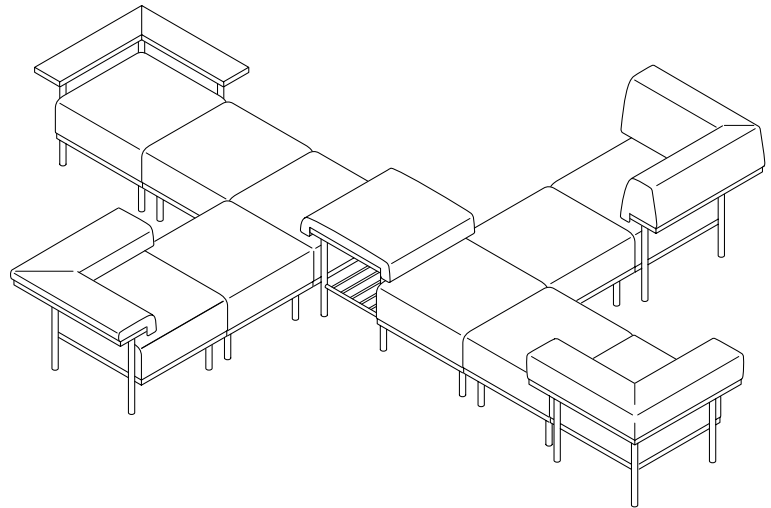
Total List: \$12,664



Pinwheel Configuration

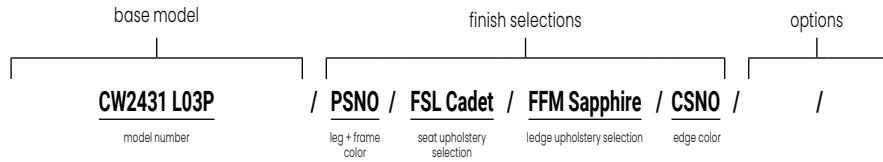
- (1) CW2466 L03P
- (4) CW2424
- (1) CW3131 L03P
- (1) CW3030 L01LP
- (1) CW3131 H03P
- (1) CW3131 M03P

Total List: \$23,076



To Order, Specify...

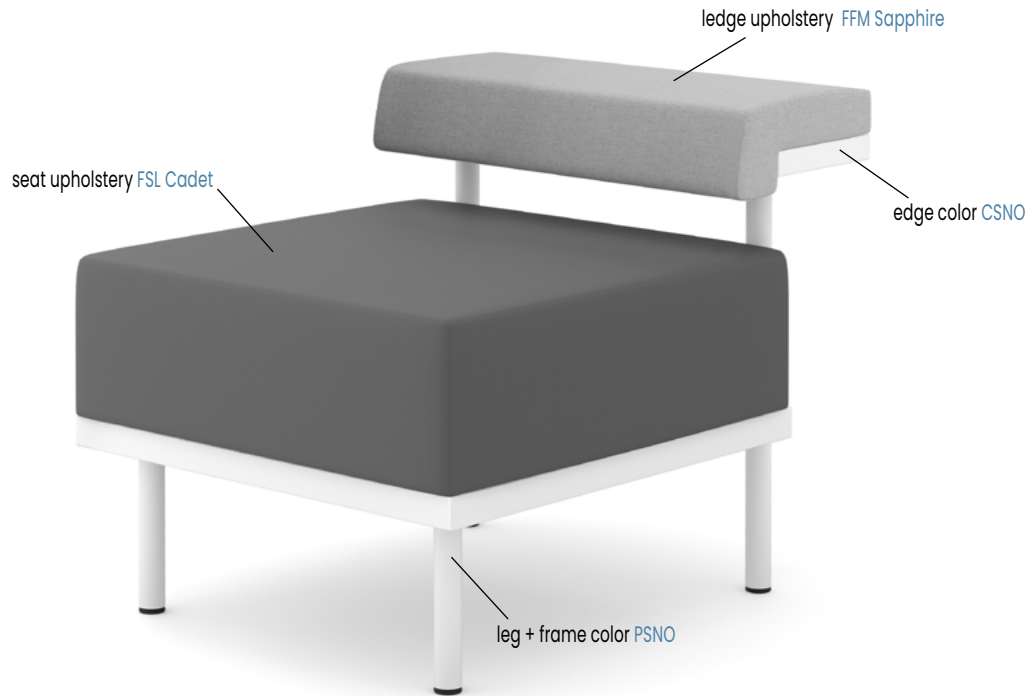
- 1 Model Number, include edge style
- 2 Leg + Frame Color
- 3 Seat Upholstery Selection
- 4 Bumper Upholstery Selection
- 5 Ledge Material
 - a. Laminate manufacturer + color
 - b. Veneer species + finish color
 - c. Upholstery Selection
- 6 Ledge Edge Color or Finish
- 7 Additional Options



A **CW2431 L03P** is a Catwalk series, single with upholstered seat and upholstered low padded ledge and flat PVC edge.

The codes **PSNO / FSL Cadet / FFM Sapphire / CSNO** specify Snow legs and frame color with Grade 3 Solitaire Cadet upholstery for the seat and a Grade 4 Faux Mo Sapphire fabric for the ledge with a Snow PVC edge.

Model Number CW2431 L03P



Orders may be sent via

Mailing Address
Versteel
2332 Cathy Lane
Jasper IN 47546

Contact Versteel

Email contact@versteel.com
Phone 800 876 2120
 812 634 2120

Powder Coat Finishes

All powder coat finishes in the Versteel offering have been formulated with the use of epoxy, polyester or epoxy and polyester blends to maximize the finish durability.

Powder Coat Finish Options

Powder Coat – Standard	n/c
Powder Coat – Premium.	\$165

Powder Coat Colors

AlloyPALY	NavyPNAV
AmethystPAME	Nimbus.PNIM
AnthracitePANT	NutmegPNUT
Black Anodized.PBLA	PearlPPEA
BronzePBRO	PebblePPEB
CalypsoPCAL	PlatinumPPLA
CarbonPCAR	Poppy.PPOP
ChampagnePCHA	RoyalPROY
CoconutPCOC	SeasidePSEA
CrimsonPCRI	ShipyardPSHI
Daffodil.PDAF	SilverPSIL
EbonyPEBO	SnowPSNO
Forest.PFOR	StonePSTO
FossilPFOS	Storm.PSTM
GraphitePGRA	Terra CottaPTEC
HopePHOP	WhisperPWHI
Kelly GreenPKEG	White LinenPWHL
Mica.PMIC	Powder Coat Alternative .	.OPA
MintPMNT		

NOTE TRANSPARENT POWDER COATS ARE NOT AVAILABLE ON CATWALK

Premium Powder Coats (indicated by P)

Versteel’s premium process uses specially formulated powder coats for a truly unique color palette.

Plated

Versteel offers two plated options: Chrome and Nickel. Chrome is our most durable finish available and is a deep luster chrome plated finish. Nickel is a plated finish with a clear coat applied for durability. An upcharge applies for plated finishes. See product pricing pages for upcharge.

Chrome	ECHR
Nickel.ENKL

Laminate

Versteel’s standard offering of laminates includes over 900 laminates from Formica, Nevamar, Pionite and Wilsonart.

Laminate manufacturers change standard offerings frequently, making it possible a standard product can become unavailable. Versteel cannot be responsible for any inconvenience this may cause.

PVC Edge Colors

Absolute AcajouCABA	Nimbus.CNIM
Alloy.CALY	PearlCPEA
Carbon.CCAR	Platinum.CPLA
ChampagneCCHA	Pralines & CreamCPRC
CoconutCCOC	ShadowCSHA
Ebony.CEBO	SnowCSNO
Florence WalnutCFLW	StoneCSTO
FossilCFOS	StormCSTM
Grahitte.CGRA	WhisperCWHI
Grey.CGRE	White LinenCWHL
Kensington Maple.CKEM		

Wood Edge Species

AshA01	Maple.M01
CherryC01	WalnutW01

Wood Edge Finishes

Ash			
Beach.WBEA	FogWFOG
Chestnut.WCHE	PebbleWPEB
DriftWDRI	WhisperWWHI
FawnWFAW		

Cherry

Blossom CherryWBLC	Java Cherry.WJAC
Cordovan CherryWCNC	Millwork Cherry.WMWC
Golden CherryWGNC		

Maple

Caramel MapleWCMM	Sugar MapleWSUM
Solar Maple.WSLM		

Walnut

Brighton WalnutWBRW	Natural Walnut.WNAW
Espresso Walnut.WESW		

Veneer

Catwalk ledges are available with plain sliced Ash, Cherry, Maple and Walnut veneers.

Veneer Species

Ash	AP01	Maple.	MP01
Cherry	CP01	Walnut	WP01

Veneer Finish**Ash**

Beach.	VBEA	Fog	VFOG
Chestnut.	VCHE	Pebble	VPEB
Drift	VDRI	Whisper	VWHI
Fawn	VFAW		

Cherry

Blossom Cherry	VBLC	Java Cherry.	VJAC
Cordovan Cherry	VCNC	Millwork Cherry.	VMWC
Golden Cherry	VGNC		

Maple

Caramel Maple	VCMM	Sugar Maple	VSUM
Solar Maple.	VSLM		

Walnut

Brighton Walnut	VBRW	Natural Walnut.	VNAW
Espresso Walnut.	VESW		

Finish Reference & Samples

For finish color reference, please refer to our website. Contact Versteel Customer Service to receive actual color samples for color matches and final color approval.

Powder Coat Alternative**Call for quotation**

Specify code **OPA** (Powder Coat Alternative), add cost from Versteel quotation

Powder Coat Alternative is available from Versteel. The entire RAL color reference along with hundreds of other color and finishes are available.

For Powder Coat Alternative matching, you must supply a color reference sample, or an RAL number. Versteel will review the sample for possible existing colors available and send a sample for customer approval. If no color match exists a custom match can be developed. Call Versteel Customer Service for associated upcharges on custom color development.

NOTE CUSTOM COLOR MATCHING APPROVALS MAY AFFECT STANDARD PRODUCTION SCHEDULES

Special Laminate**Call for quotation**

Specify code **TSP** (Special Laminate), indicate the quoted charges per table

Special laminates and patterns can be specified as an option on Troupe. To specify, contact Versteel for availability and pricing.

NOTE LAMINATES IN STANDARD COLORS AND TEXTURES FROM FORMICA, NEVAMAR, PIONITE AND WILSONART ARE STANDARD

CAUTION LAMINATE MANUFACTURERS CHANGE STANDARD OFFERINGS FREQUENTLY, AND IT IS POSSIBLE THAT A STANDARD PRODUCT CAN BECOME UNAVAILABLE. VERSTEEL CANNOT BE RESPONSIBLE FOR ANY INCONVENIENCE THIS MAY CAUSE.

Custom PVC Color Match**Call for quotation / one time charge per color, per order**

Specify code **OCF** (Custom PVC Color Match), add cost from Versteel quotation

PVC Color Match can be the selection of a color that is available from a Versteel supplier or a new custom color developed for the order. Minimum footage requirements mean that the amount of material needed for your order will effect the cost.

For PVC Color Matching you must supply a color reference sample. Versteel will review the sample for possible existing colors available and send a sample for customer approval. If no color match exists, a custom match will be developed and sampled for customer approval before a production schedule is established.

NOTE CUSTOM COLOR MATCHING APPROVALS MAY AFFECT STANDARD PRODUCTION SCHEDULES

Stain Finish Match**\$957 / one time charge per finish, per order**

Specify code **OSM** (Stain Finish Match), add \$957.00 list per finish, per order

Alternative Stain Finishes are available for veneer and wood edged tops.

For Stain Finish Matching you must supply two 4" x 4" finish color and grain reference samples. An expertly finish matched sample will be provided for customer approval.

NOTE CUSTOM COLOR MATCHING APPROVALS MAY AFFECT STANDARD PRODUCTION SCHEDULES

Veneer or Wood Edge Alternatives

For veneer or wood edge requirements other than our standard plain sliced Ash, Cherry, Maple or Walnut, contact Versteel Customer Service with the specifications of the materials you would like to specify.

NOTE VENEER OR WOOD EDGE ALTERNATIVES APPROVAL MAY AFFECT STANDARD PRODUCTION SCHEDULES

Wood Finish Alternatives

Versteel finish has a natural grain fill level finish appearance, contact Versteel Customer Service for alternative fill levels. Coarse grain will require additional application steps for a full-fill grain appearance and will require a quote.

NOTE WOOD FINISH ALTERNATIVE APPROVAL MAY AFFECT STANDARD PRODUCTION SCHEDULES

Salt or Pepper

Individual dual USB charger or power outlet for easy, quick access applications.

SPECIFICATIONS

- Salt or Pepper hole mount is 1 3/4" diameter
- Spill-proof power simplex
- Square grommet
- 72" long power cord

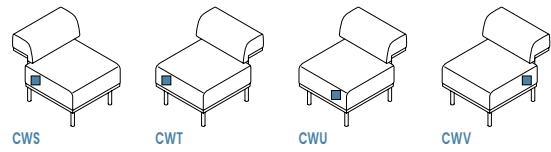
Model	Description	
SSLT3	One (1) single port high power USB C charger	\$435 list
SSLT4	One (1) USB A + USB C Charger	\$262 list
SPPR	One (1) power outlet	\$115 list

Unit Color

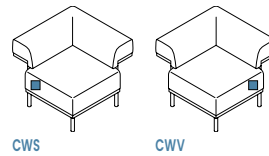
BERP	Berry	n/c
BLKP	Black	n/c
DSKP	Dusk	n/c
FOGP	Fog	n/c
HNYP	Honey	n/c
NVYP	Navy	n/c
PCKP	Peacock	n/c
PPYP	Poppy	n/c
SRMP	Storm	n/c
WHTP	White	n/c

Model Example: SSLT4-BLKP

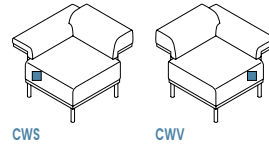
Single



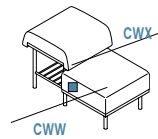
Corner



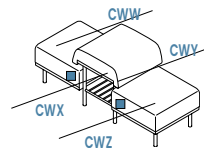
End (electrical on same side as low padded ledge only)



Split Level



Bridge




Questions?

800 876 2120

					material/fabric grade >				
					2/COM	3	4	5	6
Description	Model#	Product Wt	Dimensions						
 Single with Ledge Seat: Upholstered		44	Overall Height: 22" Overall Width: 30¼" Overall Depth: 24"	Seat Height: 17½" Seat Width: 23" Seat Depth: 24" Ledge Depth: 7¼"					
	Ledge: Laminate/Flat PVC	CW2430 L01LP			1992	2132	2412	2833	3394
	Ledge: Laminate/Flat Wood	CW2430 L01LW			2170	2310	2590	3011	3572
	Ledge: Veneer/Flat Wood	CW2430 L01VW			2527	2667	2948	3368	3930
 Single with Low Bumper Ledge Seat: Upholstered		46	Overall Height: 24¼" Overall Width: 30¼" Overall Depth: 24"	Seat Height: 17½" Seat Width: 20¾" Seat Depth: 24" Ledge Depth: 6¼"					
	Ledge: Laminate/Flat PVC	CW2430 L02LP			2324	2534	2954	3585	4427
	Ledge: Laminate/Flat Wood	CW2430 L02LW			2502	2712	3132	3763	4605
	Ledge: Veneer/Flat Wood	CW2430 L02VW			2857	3067	3489	4120	4960
 Single with Low Padded Ledge Seat: Upholstered		48	Overall Height: 24¾" Overall Width: 30¾" Overall Depth: 24"	Seat Height: 17½" Seat Width: 20¾" Seat Depth: 24" Ledge Depth: 10½"					
	Ledge: Upholstered/Flat PVC	CW2431 L03P			2371	2581	3001	3632	4474
	Ledge: Upholstered/Flat Wood	CW2431 L03W			2548	2759	3179	3810	4651
 Single with Mid Padded Ledge Seat: Upholstered		53	Overall Height: 28" Overall Width: 30¾" Overall Depth: 24"	Seat Height: 17½" Seat Width: 20¾" Seat Depth: 24" Ledge Depth: 10½"					
	Ledge: Upholstered/Flat PVC	CW2431 M03P			2559	2840	3400	4242	5364
	Ledge: Upholstered/Flat Wood	CW2431 M03W			2738	3018	3579	4419	5542
 Single with High Padded Ledge Seat: Upholstered		55	Overall Height: 32" Overall Width: 30¾" Overall Depth: 24"	Seat Height: 17½" Seat Width: 20¾" Seat Depth: 24" Ledge Depth: 10¾"					
	Ledge: Upholstered/Flat PVC	CW2431 H03P			2596	2876	3438	4279	5400
	Ledge: Upholstered/Flat Wood	CW2431 H03W			2774	3055	3616	4457	5578

To Order, Specify...

- 1 Model Number
- 2 Leg + Frame Color
- 3 Seat Upholstery Selection
- 4 Bumper Upholstery Selection
- 4 Ledge Material
 - a. Laminate Manufacturer + Color
 - b. Veneer Species + Finish Color
 - c. Upholstery Selection
- 6 Ledge Edge Color or Finish
- 7 Additional Options



				material / fabric grade >		2/COM	3	4	5	6
Description	Model#	Product Wt	Dimensions							
	Corner with Ledge Seat: Upholstered	53	Overall Height: 22" Overall Width: 30¼" Overall Depth: 30¼"	Seat Height: 17½" Seat Width: 23" Seat Depth: 23" Ledge Depth: 7¼"						
	Ledge: Laminate/Flat PVC	CW3030 L01LP			2183	2324	2604	3025	3585	
	Ledge: Laminate/Flat Wood	CW3030 L01LW			2540	2681	2961	3382	3942	
	Ledge: Veneer/Flat Wood	CW3030 L01VW			3254	3394	3675	4095	4656	
	Corner with Low Bumper Ledge Seat: Upholstered Bumper: Upholstered	56	Overall Height: 24¼" Overall Width: 30¼" Overall Depth: 30¼"	Seat Height: 17½" Seat Width: 20¾" Seat Depth: 20¾" Ledge Depth: 6¼"						
	Ledge: Laminate/Flat PVC	CW3030 L02LP			2729	3010	3571	4412	5534	
	Ledge: Laminate/Flat Wood	CW3030 L02LW			3086	3366	3926	4768	5890	
	Ledge: Veneer/Flat Wood	CW3030 L02VW			3799	4079	4640	5481	6603	
	Corner with Low Padded Ledge Seat: Upholstered	62	Overall Height: 24¾" Overall Width: 30¾" Overall Depth: 30¾"	Seat Height: 17½" Seat Width: 20¾" Seat Depth: 20¾" Ledge Depth: 10½"						
	Ledge: Upholstered/Flat PVC	CW3131 L03P			2850	3130	3691	4533	5654	
	Ledge: Upholstered/Flat Wood	CW3131 L03W			3207	3488	4048	4890	6012	
	Corner with Mid Padded Ledge Seat: Upholstered	72	Overall Height: 28" Overall Width: 30¾" Overall Depth: 30¾"	Seat Height: 17½" Seat Width: 20¾" Seat Depth: 20¾" Ledge Depth: 10½"						
	Ledge: Upholstered/Flat PVC	CW3131 M03P			3204	3554	4255	5307	6708	
	Ledge: Upholstered/Flat Wood	CW3131 M03W			3595	3910	4612	5663	7065	
	Corner with High Padded Ledge Seat: Upholstered	80	Overall Height: 32" Overall Width: 30¾" Overall Depth: 30¾"	Seat Height: 17½" Seat Width: 20¾" Seat Depth: 20¾" Ledge Depth: 10¾"						
	Ledge: Upholstered/Flat PVC	CW3131 H03P			3344	3764	4606	5868	7550	
	Ledge: Upholstered/Flat Wood	CW3131 H03W			3700	4121	4962	6224	7907	

Leg + Frame Options	Price
Chrome	\$ 165
Nickel	\$ 223
Powder Coat - Standard	n/c
Powder Coat - Premium	\$ 165

Power + Charging Options
See page 20 for power and charging options.

Custom Charges	Code	Price
Powder Coat Alternative (per color)	OPA	call
Stain Finish Match	OSM	\$ 996

Catwalk

End
Mid Padded Ledge - Back

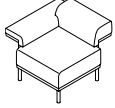
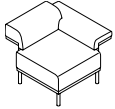


VERSTEEL

Questions?

800 876 2120


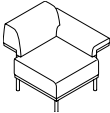
material/fabric grade >

					2/COM	3	4	5	6
Description	Model#	Product Wt	Dimensions						
 <p>End Unit with Padded Ledge Low Padded Ledge: Right Mid Padded Ledge: Back Seat: Upholstered</p>		66	Overall Height: 28" Overall Width: 30 3/8" Overall Depth: 30 3/8" Seat Height: 17 1/2"	Seat Width: 20 3/4" Seat Depth: 20 3/8" Low Ledge DPTH: 10 1/2" Mid Ledge DPTH: 10 1/2"					
	Ledge: Upholstered/Flat PVC	CW3131 LRMB03P			3155	3505	4206	5258	6660
	Ledge: Upholstered/Flat Wood	CW3131 LRMB03W			3510	3861	4562	5614	7016
 <p>End Unit with Padded Ledge Low Padded Ledge: Left Mid Padded Ledge: Back Seat: Upholstered</p>		66	Overall Height: 28" Overall Width: 30 3/8" Overall Depth: 30 3/8" Seat Height: 17 1/2"	Seat Width: 20 3/4" Seat Depth: 20 3/8" Low Ledge DPTH: 10 1/2" Mid Ledge DPTH: 10 1/2"					
	Ledge: Upholstered/Flat PVC	CW3131 LLMB03P			3155	3505	4206	5258	6660
	Ledge: Upholstered/Flat Wood	CW 3131 LLMB03W			3510	3861	4562	5614	7016

To Order, Specify...

- 1 Model Number
- 2 Leg + Frame Color
- 3 Seat Upholstery Selection
- 4 Ledge Upholstery Selection
- 5 Ledge Edge Color or Finish
- 6 Additional Options

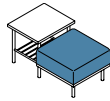


				material / fabric grade >		2/COM	3	4	5	6
Description	Model#	Product Wt	Dimensions							
	End Unit with Padded Ledge Low Padded Ledge: Right High Padded Ledge: Back Seat: Upholstered	69	Overall Height: 32" Overall Width: 30 3/4" Overall Depth: 30 3/4" Seat Height: 17 1/2"	Seat Width: 20 3/4" Seat Depth: 20 3/4" Low Ledge DPTH: 10 1/2" Mid Ledge DPTH: 10 3/4"						
	Ledge: Upholstered/Flat PVC	CW3131 LRHB03P			3155	3505	4206	5258	6660	
	Ledge: Upholstered/Flat Wood	CW3131 LRHB03W			3510	3861	4562	5614	7016	
	End Unit with Padded Ledge Low Padded Ledge: Left High Padded Ledge: Back Seat: Upholstered	69	Overall Height: 32" Overall Width: 30 3/4" Overall Depth: 30 3/4" Seat Height: 17 1/2"	Seat Width: 20 3/4" Seat Depth: 20 3/4" Low Ledge DPTH: 10 1/2" Mid Ledge DPTH: 10 3/4"						
	Ledge: Upholstered/Flat PVC	CW3131 LLHB03P			3155	3505	4206	5258	6660	
	Ledge: Upholstered/Flat Wood	CW3131 LLHB03W			3510	3861	4562	5614	7016	

Leg + Frame Options	Price
Chrome	\$ 165
Nickel.....	\$ 223
Powder Coat - Standard.....	n/c
Powder Coat - Premium.....	\$ 165

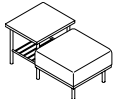
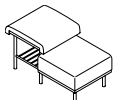
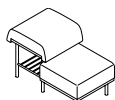
Power + Charging Options
See page 20 for power and charging options.

Custom Charges	Code	Price
Powder Coat Alternative (per color)	OPA	call
Stain Finish Match.....	OSM	\$ 996



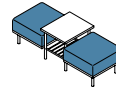
Questions?

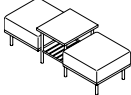
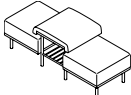
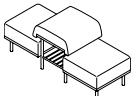
800 876 2120

				material/fabric grade >		2/COM	3	4	5	6
Description	Model#	Product Wt	Dimensions							
 <p>Single with Top Seat: Upholstered</p>		65	Overall Height: 22" Overall Width: 43" Overall Depth: 24"	Seat Height: 17½" Seat Width: 23" Seat Depth: 24" Top Size: 20" x 24"						
	Top: Laminate/Flat PVC	CW2443 L01LP			2634	2774	3055	3475	4036	
	Top: Laminate/Flat Wood	CW2443 L01LW			2890	3030	3311	3731	4292	
	Top: Veneer/Flat Wood	CW2443 L01VW			3400	3541	3821	4242	4803	
 <p>Single with Low Padded Top Seat: Upholstered</p>		77	Overall Height: 24⅞" Overall Width: 45⅞" Overall Depth: 24"	Seat Height: 17½" Seat Width: 20⅞" Seat Depth: 24" Top Size: 25¼" x 24"						
	Top: Upholstered/Flat PVC	CW2446 L03P			3111	3392	3952	4794	5916	
	Top: Upholstered/Flat Wood	CW2446 L03W			3366	3647	4207	5049	6171	
 <p>Single with Mid Padded Top Seat: Upholstered</p>		48	Overall Height: 28½" Overall Width: 45⅞" Overall Depth: 24"	Seat Height: 17½" Seat Width: 20⅞" Seat Depth: 24" Top Size: 25¼" x 24"						
	Top: Upholstered/Flat PVC	CW2446 M03P			3295	3575	4137	4978	6099	
	Top: Upholstered/Flat Wood	CW2446 M03W			3551	3831	4392	5234	6355	

To Order, Specify...

- ① Model Number
- ② Leg + Frame Color
- ③ Seat Upholstery Selection
- ④ Top Material
 - a. Laminate Manufacturer + Color
 - b. Veneer Species + Finish Color
 - c. Upholstery Selection
- ⑤ Top Edge Color or Finish
- ⑥ Additional Options



				material / fabric grade >		2/COM	3	4	5	6
Description	Model#	Product Wt	Dimensions							
 <p>Two Singles with Top Seats: Upholstered</p>		93	Overall Height: 22" Overall Width: 66" Overall Depth: 24"	Seat Height: 17½" Seat Width: 23" Seat Depth: 24" Top Size: 20" x 24"						
	Top: Laminate/Flat PVC	CW2466 L01LP			4175	4385	4806	5437	6278	
	Top: Laminate/Flat Wood	CW2466 L01LW			4430	4640	5061	5691	6533	
	Top: Veneer/Flat Wood	CW2466 L01VW			4942	5153	55743	6204	7045	
 <p>Two Singles with Low Padded Top Seats: Upholstered</p>		105	Overall Height: 24⅞" Overall Width: 66" Overall Depth: 24"	Seat Height: 17½" Seat Width: 20⅞" Seat Depth: 24" Top Size: 25¼" x 24"						
	Top: Upholstered/Flat PVC	CW2466 L03P			4651	5002	5703	6754	8157	
	Top: Upholstered/Flat Wood	CW2466 L03W			4907	5258	5959	7010	8143	
 <p>Two Singles with Mid Padded Top Seats: Upholstered</p>		120	Overall Height: 28½" Overall Width: 66" Overall Depth: 24"	Seat Height: 17½" Seat Width: 20⅞" Seat Depth: 24" Top Size: 25¼" x 24"						
	Top: Upholstered/Flat PVC	CW2466 M03P			4836	5187	5888	6939	8341	
	Top: Upholstered/Flat Wood	CW2466 M03W			5092	5443	6144	7195	8597	

Leg + Frame Options

Chrome	\$ 165
Nickel.....	\$ 223
Powder Coat - Standard.....	n/c
Powder Coat - Premium.....	\$ 165

Power + Charging Options

See page 20 for power and charging options.

Custom Charges

Powder Coat Alternative (per color)	OPA	call
Stain Finish Match.....	OSM	\$ 996



Questions?

800 876 2120





material/fabric grade >

					2/COM	3	4	5	6	
		Description	Model#	Product Wt	Dimensions					
		Ottoman	CW2424	35	Overall Height: 17½"	1711	1852	2132	2553	3113
		Seat: Upholstered			Overall Width: 24"					
					Overall Depth: 24"					

To Order, Specify...

- 1 Model Number
- 2 Leg + Frame Color
- 3 Seat Upholstery Selection
- 4 Top Material
 - a. Laminate Manufacturer + Color
 - b. Veneer Species + Finish Color
- 5 Additional Options



					top > edge >	Laminate Self Edge	Veneer Self Edge
					LL9	VV9	
							
	Description	Model#	Product Wt	Dimensions			
	Connector Top Rectangle	CW1223RE	19	Width: 12" Depth: 23" Height: 6" Mounted Height: 15 1/2"	1291	2245	
	Connector Top 30° Wedge	CW30D18WG	19	Width: 17 7/8" Depth: 22 1/4" Height: 6" Mounted Height: 15 1/2"	1487	2418	

Leg + Frame Finish	Price
Chrome	\$ 165
Nickel.....	\$ 223
Powder Coat - Standard	n/c
Powder Coat - Premium.....	\$ 165

Custom Charges	Code	Price
Powder Coat Alternative (per color)	OPA	call
Stain Finish Match.....	OSM	\$ 996

**Specifications**

Chela is available in 4-leg, sled, swivel, stool and beam with a molded resilient polypropylene resin shell. In addition to the poly shell an upholstered seat or an upholstered seat and back pad are available on all chair, stool and beam models. The chairs and stools may be specified with or without arms. 4-leg and sled base chairs are also available with a tablet arm. The beam seating, which can be ordered with a round or square top, is armless.

Features

The flex motion ergonomic design allows the seat and back to recline simultaneously. 4-leg chairs feature a black nylon dome glide, while the sled base chairs and stools have a clear polycarbonate flat glide. The swivel chairs and stools feature black polyimide glide feet or dual wheel black nylon soft wheel casters. The 4-leg and sled chairs and sled stools are stackable for compact storage. Chairs can be stacked on the floor or on the Chela Chair Trolley. Stools can be stacked on the floor. See right hand side of page for stacking information.

Stacking Information**Floor**

Sled Base	10 (6 if seats are upholstered)
Sled Base with tablet arm.	6 (4 if seats are upholstered)
Sled Base Stool (24" or 29").	8 (5 if seats are upholstered)
Guest Chair without casters.	10 (6 if seats are upholstered)
Guest Chair with casters	6 (4 if seats are upholstered)
Guest Chair with tablet arm	6 (4 if seats are upholstered)

Trolley

Sled Base Chair	20 (10 if seats are upholstered)
Guest Chair w/ or w/o Casters.	20 (10 if seats are upholstered)

Quickship Program

Available for select products in the Chela series, see pricing pages.

The Versteel Quickship Program consists of up to 50 tables, 25 tables with modesty panels or 100 chairs in 10 working days from time of order (received by 12pm EST). Orders must be accompanied by final material and finish specifications for order entry. They must be clearly marked "Quickship" and consist of products from the program. Quickship orders cannot be changed or cancelled, and credit approval must be acquired within 24 hours.

For additional information see Versteel.com.

Shipping Schedule

Poly Shell	3-5 WEEKS
Upholstered Items	4-5 WEEKS
Laminate, PVC Edge	4-5 WEEKS
Laminate, Wood Edge	4-5 WEEKS
Veneer, Wood Edge	6-8 WEEKS
Quickship Products	10 WORKING DAYS

Contact Versteel Customer Service for special lead time requests.

NOTE CHAIR ORDERS WITH COM UPHOLSTERY WILL BE SCHEDULED UPON RECEIPT OF COM UPHOLSTERY YARDAGE

BIFMA

All Versteel products are constructed to pass the relevant ANSI/BIFMA standards. For more detailed specifications by series and base style, contact Versteel Customer Service at 800.876.2120.

Additional information regarding warranty, terms and conditions, shipping, care and maintenance, etc. can be found in the All Seating price list.

Standard Versteel Upholstery

Standard Versteel Upholstery offers a range of materials, from fabrics in a variety of colors and textures to vinyls for soil resistance. Please refer to Versteel's fabric cards or the "Materials + Finishes" section of our website for information.

Grade-in Upholstery

Versteel has coordinated with upholstery manufacturers to simplify your order process. Many of the manufacturers' offerings have been pre-approved for application on Versteel Seating.

Contact Versteel Customer Service with your selected fabric choice to be graded in. You will be supplied with the appropriate grade-in designator. On your purchase order, complete the information with the pattern name, color description and grade-in designator, and Versteel will take it from there.

Customer's Own Material

Customer's Own Materials (COM's) are not an issue on Chela. Many COM's are pre-approved for application on Versteel Seating. Call Versteel Customer Service with your COM selection to determine if it has been pre-approved. If your selection has not been pre-approved, reference the "Receiving COM Approval" section below.

Receiving COM Approval

Not all materials are suitable for upholstery on Chela. A 12" x 12" memo sample must be supplied for approval before a COM material is accepted for an order. If the material is directional in pattern or weave, the pattern repeat (in inches) in both directions or the weave direction must be supplied.

Excess COM

Versteel will not store excess COM for more than 30 days after the order has been completed. If excess material is to be returned after order completion, send the request to Versteel Customer Service prior to acknowledged ship date. It is the customer's responsibility to arrange for the return of the material "freight collect."

COM Requiring Application Test

If an application test is required for your selected COM, send test sample material along with the following.

1. Name and return address
2. Model selected
3. Sketch showing special requirements for the positioning of the materials' pattern on the seat and ledge, if special considerations are required.

NOTE ALL UPHOLSTERIES ARE CUT UP THE ROLL TO MAXIMIZE YIELD AND WEAR PERFORMANCE

Ship COM to:

Versteel
2332 Cathy Lane
Jasper, IN 47546

COM must be shipped to the factory with transportation costs "prepaid." If material is considered defective or unusable, it will be returned "transportation collect."

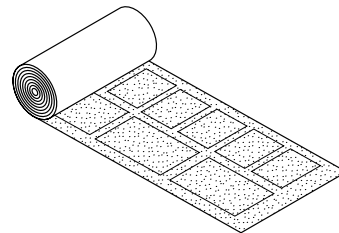
For standard lead time orders, tag fabric with purchase order number and identify with project number if possible.

Application of Directional Fabrics

Due to the upholstering process, some fabrics not considered directional by the supplier may be considered directional by Versteel.

All COM's are cut "up the roll" unless otherwise directed by the customer (see illustration below).

EXAMPLE PATTERN CUT UP THE ROLL



If special cutting or upholstery application is required, you must indicate requirement at time of order entry.

Chela COM Yardage Requirements

COM yardage requirements are calculated for chairs and stools based on a material width of 54" and a repeat of 2" or less. For material less than 54" wide, contact Versteel for yardage requirements. Use the chart below as a guide to calculate your COM yardage. For quantities greater than 20 chairs or stools, contact Versteel Customer Service for calculation of COM yardage by model.

Quantity of Chairs	1	2	3	4	5	6	7	8	9	10	11	12	13	14	15	16	17	18	19	20
Chela With or Without Arms																				
Upholstered Seat & Back	1.5	2.5	2.5	3.5	3.5	4.5	4.5	5.5	6.0	6.5	7.5	7.5	8.5	8.5	9.5	9.5	10.5	11.5	11.5	12.5
Upholstered Seat Only	1.0	1.5	1.5	2.0	2.0	2.5	2.5	3.5	4.0	4.0	4.5	4.5	5.0	5.0	6.0	6.0	6.5	7.0	7.0	7.5
Upholstered Back Only	0.5	1.0	1.3	1.3	1.8	2.0	2.0	2.5	2.5	3.0	3.0	3.5	3.5	4.0	4.0	4.5	4.5	5.0	5.0	5.3

Patterned COM Additional Yardage Guide

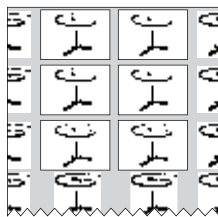
Use the guide below to aid in ordering the appropriate COM fabric when needing to match a pattern with a repeat. To use this guide, add the vertical and horizontal repeats together (e.g. a 5" vertical repeat plus an 11" horizontal repeat gives a 16" total). Then find the appropriate entry on the chart, and increase the yardage estimate by the percentage indicated.

For example: The yardage estimate is 8 yards of 54" wide fabric and the pattern has a repeat of 11" horizontal and 5" vertical. Add up the repeats (11" + 5" = 16") and find the appropriate entry - 15% in this example. Fifteen percent more fabric is required to match the pattern. 8 yards plus an extra 15% is 9.2 yards.

Fabric Width	Plain Fabric	3" - 14" Repeat	15" - 19" Repeat	20" - 27" Repeat	28" - 36" Repeat	37" - 45" Repeat	46" - 54" Repeat
54"	0%	10%	15%	20%	25%	30%	35%
50" - 52"	10%	20%	25%	30%	35%	40%	45%

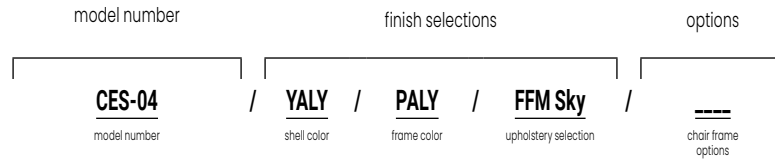
Decorative Patterns

Yardage requirements are greatly affected by the size of the repeat and the print or pattern of the material. Versteel cuts all seating patterns with aesthetic concerns in mind for high quality and consistency. Refer to the COM listing for the yardage required for pattern repeat.



To Order, Specify...

- 1 Model Number
- 2 Shell Color
- 3 Frame Color
- 4 Upholstery Selection
- 5 Frame Options



A CES-04 is a Chela series, armless sled base chair with an upholstered seat.

The codes YALY / PALY / FFM Sky specify a Alloy poly shell with an Alloy frame and Grade 4 Faux Mo Sky Upholstery.

Model Number CES-04



Orders may be sent via

Mailing Address
Versteel
2332 Cathy Lane
Jasper IN 47546

Contact Versteel

Email contact@versteel.com
Phone 800 876 2120
812 634 2120

Chela Poly Shells & Armcaps

Chela seat shells and armcaps are molded with resilient, flexible polypropylene resins with a satin textured surface. The materials provide a comfortable, supportive seating surface throughout the movement of the chair.

Chela Poly Shell Colors

Alloy YALY	Quarry YQUA
Chocolate YCHO	Sage YSAG
Cloud YCLO	Slate YSLA
Frost YFRO	Soft Yellow YSOY
Indigo YIND	Tapioca YTAP
Near Black YNBL	Poly Shell Alternative OPS
Oyster YOYS	

Studio Steel®

Versteel’s “urban fabrication” process leaves the telltale signs of welding and assembly on the surface, highlighting a manufacturing aesthetic. Choosing a clear or transparent powder coat is recommended, allowing tonal striations (created as a result of extreme heat), natural textures, and the inherent qualities of raw steel to show through.

Studio Steel Process \$165

Powder Coat Finishes

All powder coat finishes in the Versteel offering have been formulated with the use of epoxy, polyester or epoxy and polyester blends to maximize the finish durability.

Powder Coat Finish Options

Powder Coat – Standard	n/c
Powder Coat – Premium	\$165

Chela Powder Coat Colors

Alloy PALLY	Mint PMNT
Amethyst PAME	Navy PNAV
Anthracite PANT	Nimbus PNUM
Black Anodized PBLA	Nutmeg PNUY
Bronze PBRO	◆ Pacific PPAC
Calypso PCAL	Pearl PPEA
Carbon PCAR	Pebble PPEB
Champagne PCHA	◆ Platinum PPLA
Coconut PCOC	Poppy PPOP
◆ Copper PCOP	◆ Raven PRAV
Crimson PCRI	Royal PROY
◆ Crystal PCRY	Seaside PSEA
Daffodil PDAF	Shipyards PSHI
Ebony PEBO	Silver PSIL
Forest PFOR	Snow PSNO
Fossil PFOS	Stone PSTO
◆ Garnet PGAR	Storm PSTM
◆ Gold PGOL	Terra Cotta PTEC
Graphite PGRA	Whisper PWHI
◆ Hope PHOP	White Linen PWHL
Kelly Green PKEG	Powder Coat Alternative OPA
◆ Matte PMAT	
Mica PMIC	

Transparent Powder Coats (indicated by ◆)

Please note that the transparent characteristics of these powders allow all natural welds and textures inherent to raw steel to be visible.

Premium Powder Coats (indicated by ●)

Versteel’s premium process uses specially formulated powder coats for a truly unique color palette.

Plated

Versteel offers two plated options: Chrome and Nickel. Chrome is our most durable finish available and is a deep luster chrome plated finish. Nickel is a plated finish with a clear coat applied for durability. An upcharge applies for plated finishes. See product pricing pages for upcharge.

Chrome	ECHR
Nickel	ENKL

Finish Reference & Samples

For finish color reference, please refer to our website. Contact Versteel Customer Service to receive actual color samples for color matches and final color approval.

Powder Coat Alternative**Call for quotation**

Specify code **OPA** (*Powder Coat Alternative*), add cost from Versteel quotation

Powder Coat Alternative is available from Versteel. The entire RAL color reference along with hundreds of other color and finishes are available.

For Powder Coat Alternative matching, you must supply a color reference sample, or an RAL number. Versteel will review the sample for possible existing colors available and send a sample for customer approval. If no color match exists a custom match can be developed. Call Versteel Customer Service for associated upcharges on custom color development.

NOTE CUSTOM COLOR MATCHING APPROVALS MAY AFFECT STANDARD PRODUCTION SCHEDULES

Poly Shell Alternative**Call for quotation**

Specify code **OPS** (*Poly Shell Alternative*), add cost from Versteel quotation

For Poly Shell Alternative, you must supply a color reference sample. Versteel will review the sample for possible existing colors available and send a sample for customer approval. If no color match exists, a custom match can be developed. Minimum order quantities exist for alternative colors. Call Versteel Customer Service for minimums and associated upcharges on Poly Shell Alternatives.

NOTE CUSTOM COLOR MATCHING APPROVALS MAY AFFECT STANDARD PRODUCTION SCHEDULES

Special Laminate**Call for quotation**

Specify code **TSP** (*Special Laminate*), indicate the quoted charges per table

Special laminates and patterns can be specified as an option. To specify, contact Versteel for availability and pricing.

NOTE LAMINATES IN STANDARD COLORS AND TEXTURES FROM FORMICA, NEVAMAR, PIONITE AND WILSONART ARE STANDARD

CAUTION LAMINATE MANUFACTURERS CHANGE STANDARD OFFERINGS FREQUENTLY, AND IT IS POSSIBLE THAT A STANDARD PRODUCT CAN BECOME UNAVAILABLE. VERSTEEL CANNOT BE RESPONSIBLE FOR ANY INCONVENIENCE THIS MAY CAUSE.

Custom PVC Color Match**Call for quotation / one time charge per color, per order**

Specify code **OCF** (*Custom PVC Color Match*), add cost from Versteel quotation

PVC Color Match can be the selection of a color that is available from a Versteel supplier or a new custom color developed for the order. Minimum footage requirements mean that the amount of material needed for your order will effect the cost.

For PVC Color Matching you must supply a color reference sample. Versteel will review the sample for possible existing colors available and send a sample for customer approval. If no color match exists, a custom match will be developed and sampled for customer approval before a production schedule is established.

NOTE CUSTOM COLOR MATCHING APPROVALS MAY AFFECT STANDARD PRODUCTION SCHEDULES

Stain Finish Match**\$996 / one time charge per finish, per order**

Specify code **OSM** (*Stain Finish Match*), add \$996.00 list per finish, per order

Alternative Stain Finishes are available for veneer and wood edged tops.

For Stain Finish Matching you must supply two 4" x 4" finish color and grain reference samples. An expertly finish matched sample will be provided for customer approval.

NOTE CUSTOM COLOR MATCHING APPROVALS MAY AFFECT STANDARD PRODUCTION SCHEDULES

Veneer or Wood Edge Alternatives

For veneer or wood edge requirements other than our standard plain sliced Ash, Cherry, Maple or Walnut, contact Versteel Customer Service with the specifications of the materials you would like to specify.

NOTE VENEER OR WOOD EDGE ALTERNATIVES APPROVAL MAY AFFECT STANDARD PRODUCTION SCHEDULES

Wood Finish Alternatives

Versteel finish has a natural grain fill level finish appearance, contact Versteel Customer Service for alternative fill levels. Coarse grain will require additional application steps for a full-fill grain appearance and will require a quote.

NOTE WOOD FINISH ALTERNATIVE APPROVAL MAY AFFECT STANDARD PRODUCTION SCHEDULES

Hard Surface Glides - Nylon (set of 4)

\$23 / chair or stool

Specify code **GLD30** (Hard Surface Glides - Nylon), add \$23 list per chair or stool.



Glide surface is nylon and designed for use on hard surface flooring. See individual product pages for availability and ordering code.

Hard Surface Glides - Felt (set of 4)

\$23 / chair or stool

Specify code **GLD31** (Hard Surface Glides - Felt), add \$23 list per chair or stool.



Glide surface is felt and designed for use on hard surface flooring. See individual product pages for availability and ordering code.

Felt Hard Surface Replacement Caps (set of 4)

\$23 / chair or stool

Specify code **ABGFRC** (Felt Hard Surface Replacement Caps), add \$23 list per chair or stool

Felt replacement caps for felt hard surface glides.

Accessory Glide Replacement Tool

\$26 / tool

Specify code **AGRT** (Accessory Glide Replacement Tool), add \$26 list per tool

Use to remove worn felt hard surface glide caps.

Casters - Non-Locking Dual Wheel Black Nylon Hard Wheel (Set of 4)

\$171 / chair

Specify code **CAS63** (Casters - Dual Wheel Black Nylon Hard Wheel), add \$171 list per 4-leg chair.

Black non-locking dual wheel, 2" diameter hard wheel casters may be specified on the 4-leg guest chair. Please refer to the individual pricing pages for availability. Caster option must be specified at the time of the order and does not change the chair seat height.

Casters - Non-Locking Dual Wheel Black Nylon Soft Wheel (Set of 4)

\$171 / chair

Specify code **CAS59** (Casters - Dual Wheel Black Nylon soft Wheel), add \$171 list per 4-leg chair.

Black non-locking dual wheel, 2" diameter soft wheel casters may be specified on the 4-leg guest chair. Please refer to the individual pricing pages for availability. Caster option must be specified at the time of the order and does not change the chair seat height.

Book Basket - Chela

\$148 / basket

Specify code **BCE** (Book Basket - Chela) add \$148 list per chair


The Chela book basket is made of formed resistance welded wire. Finish is Chrome unless otherwise specified. Basket may be field installed. Inside dimensions are 11"w x 13"d x 5½"h.



Chair Link - Chela

\$32 / chair

Specify code **ACLICN** (Chair Link - Chela Armless) or specify code **ACLICW** (Chair Link - Chela Arm), add \$32 list per chair



Link can be field installed without the use of tools.

Chair Trolley - Chela

\$906 / each

Specify code **ACTCE** (Chair Trolley - Chela), add \$906 list each

Chela Guest (with or without casters) or Sled Base poly shell chairs stack 20 high. Trolley with push handle and stack of 20 chairs measures approximately 27"w x 50"d x 77"h.



STACKING INFORMATION ON TROLLEY CHELA SLED BASE OR GUEST CHAIRS (WITH OR WITHOUT CASTERS) STACK 20 HIGH ON THE TROLLEY, 10 HIGH WITH UPHOLSTERED SEAT.

Chela
Guest Chair
Armless + Arms









VERSTEEL

Questions?

800 876 2120

Quickship Program Product

material / fabric grade >

						Poly	2/COM	3	4	5	6
Description	Model#	Product Wt	Dimensions								
 4-Leg Base Armless Shell: Poly	CEL-07	11	Overall Height: 31¼" Overall Width: 22¼" Overall Depth: 21"	Seat Height: 17½" Seat Width: 18½" Seat Depth: 18"		418					
 4-Leg Base Armless Shell: Poly Seat: Upholstered Pad	CEL-04	12	Overall Height: 31¼" Overall Width: 22¼" Overall Depth: 21"	Seat Height: 17½" Seat Width: 18½" Seat Depth: 18"			638	717	797	877	961
 4-Leg Base Armless Shell: Poly Seat: Upholstered Pad Back: Upholstered Pad	CEL-01	12	Overall Height: 31¼" Overall Width: 22¼" Overall Depth: 21"	Seat Height: 17½" Seat Width: 18½" Seat Depth: 18"			758	838	918	997	1078
 4-Leg Base Arms Shell: Poly Armcaps: Poly	CELA-08	12	Overall Height: 31¼" Overall Width: 26½" Overall Depth: 21" Arm Height: 26½"	Seat Height: 17½" Seat Width: 18½" Seat Depth: 18" Between Arms: 23"		488					
 4-Leg Base Arms Shell: Poly Seat: Upholstered Pad Armcaps: Poly	CELA-06	13	Overall Height: 31¼" Overall Width: 26½" Overall Depth: 21" Arm Height: 26½"	Seat Height: 17½" Seat Width: 18½" Seat Depth: 18" Between Arms: 23"			706	789	867	948	1028
 4-Leg Base Arms Shell: Poly Seat: Upholstered Pad Back: Upholstered Pad Armcaps: Poly	CELA-03	13	Overall Height: 31¼" Overall Width: 26½" Overall Depth: 21" Arm Height: 26½"	Seat Height: 17½" Seat Width: 18½" Seat Depth: 18" Between Arms: 23"			824	909	988	1070	1150







Stacking
Refer to page 30.

COM Yardage
Refer to page 33.

To Order, Specify...

- 1 Model Number
- 2 Shell Color
- 3 Frame Color
- 4 Upholstery Selection
- 5 Frame Options



Description	Model#	Product Wt	Dimensions	material / fabric grade >						
				Poly	2/COM	3	4	5	6	
 4-Leg Base Tablet Arm Right Shell: Poly	CEL-07TBR	14	Overall Height: 31¾" Overall Width: 26" Overall Depth: 24" Arm Height: 26½"	Seat Height: 17½" Seat Width: 18½" Seat Depth: 18"	666					
 4-Leg Base Tablet Arm Right Shell: Poly Seat: Upholstered Pad	CEL-04TBR	15	Overall Height: 31¾" Overall Width: 26" Overall Depth: 24" Arm Height: 26½"	Seat Height: 17½" Seat Width: 18½" Seat Depth: 18"		886	966	1045	1126	1206
 4-Leg Base Tablet Arm Right Shell: Poly Seat: Upholstered Pad Back: Upholstered Pad	CEL-01TBR	15	Overall Height: 31¾" Overall Width: 26" Overall Depth: 24" Arm Height: 26½"	Seat Height: 17½" Seat Width: 18½" Seat Depth: 18"		1006	1088	1165	1250	1328
 4-Leg Base Tablet Arm Left Shell: Poly	CEL-07TBL	14	Overall Height: 31¾" Overall Width: 26" Overall Depth: 24" Arm Height: 26½"	Seat Height: 17½" Seat Width: 18½" Seat Depth: 18"	666					
 4-Leg Base Tablet Arm Left Shell: Poly Seat: Upholstered Pad	CEL-04TBL	15	Overall Height: 31¾" Overall Width: 26" Overall Depth: 24" Arm Height: 26½"	Seat Height: 17½" Seat Width: 18½" Seat Depth: 18"		886	966	1045	1126	1206
 4-Leg Base Tablet Arm Left Shell: Poly Seat: Upholstered Pad Back: Upholstered Pad	CEL-01TBL	15	Overall Height: 31¾" Overall Width: 26" Overall Depth: 24" Arm Height: 26½"	Seat Height: 17½" Seat Width: 18½" Seat Depth: 18"		1006	1088	1165	1250	1328

Tablet Dimensions

10½" d x 13" w x ¾" thick

Tablet is available in black only.

Tablet Material

¾" Black Thermofoil with a Black Thermofoil edge.

Stacking

Refer to page 30.

COM Yardage

Refer to page 33.

Finish Options

Chrome	n/c
Nickel	n/c
Powder Coat - Standard	n/c
Powder Coat - Premium	\$ 165

Frame Options

Hard Surface Glides - Nylon (set of 4)	GLD30	\$ 23
Hard Surface Glides - Felt (set of 4)	GLD31	\$ 23
Casters - Dual Wheel Black Nylon		
Hard Wheel (set of 4)	CAS63	\$ 171
Casters - Dual Wheel Black Nylon		
Soft Wheel (set of 4)	CAS59	\$ 171

Accessories

Chair Trolley - Chela	ACTCE	\$ 906
-----------------------------	-------	--------

Custom Charges

Powder Coat Alternative (per color)	OPA	call
Poly Shell Alternative (per color)	OPS	call

ChelaSled Base Chair
Armless + Arms**VERSTEEL****Questions?**

800 876 2120

Quickship Program Product

material / fabric grade >

	Description	Model#	Product Wt	Dimensions		Poly	2/COM	3	4	5	6
	Sled Base Armless Shell: Poly	CES-07	12	Overall Height: 31¼" Overall Width: 22¼" Overall Depth: 21"	Seat Height: 17½" Seat Width: 18½" Seat Depth: 18"	428					
	Sled Base Armless Shell: Poly Seat: Upholstered Pad	CES-04	13	Overall Height: 31¼" Overall Width: 22¼" Overall Depth: 21"	Seat Height: 17½" Seat Width: 18½" Seat Depth: 18"		645	727	808	889	968
	Sled Base Armless Shell: Poly Seat: Upholstered Pad Back: Upholstered Pad	CES-01	13	Overall Height: 31¼" Overall Width: 22¼" Overall Depth: 21"	Seat Height: 17½" Seat Width: 18½" Seat Depth: 18"		767	848	927	1011	1091
	Sled Base Arms Shell: Poly Armcaps: Poly	CESA-08	14	Overall Height: 31¼" Overall Width: 26½" Overall Depth: 21" Arm Height: 26½"	Seat Height: 17½" Seat Width: 18½" Seat Depth: 18" Between Arms: 23"	501					
	Sled Base Arms Shell: Poly Seat: Upholstered Pad Armcaps: Poly	CESA-06	15	Overall Height: 31¼" Overall Width: 26½" Overall Depth: 21" Arm Height: 26½"	Seat Height: 17½" Seat Width: 18½" Seat Depth: 18" Between Arms: 23"		718	798	878	962	1040
	Sled Base Arms Shell: Poly Seat: Upholstered Pad Back: Upholstered Pad Armcaps: Poly	CESA-03	15	Overall Height: 31¼" Overall Width: 26½" Overall Depth: 21" Arm Height: 26½"	Seat Height: 17½" Seat Width: 18½" Seat Depth: 18" Between Arms: 23"		841	919	999	1080	1159

Stacking

Refer to page 30.







COM Yardage

Refer to page 33.

To Order, Specify...

- 1 Model Number
- 2 Shell Color
- 3 Frame Color
- 4 Upholstery Selection
- 5 Frame Options



Description	Model#	Product Wt	Dimensions	material / fabric grade >						
				Poly	2/COM	3	4	5	6	
 Sled Base Tablet Arm Right Shell: Poly	CES-07TBR	15	Overall Height: 31¾" Overall Width: 26" Overall Depth: 24" Arm Height: 26½"	Seat Height: 17½" Seat Width: 18½" Seat Depth: 18"	678					
 Sled Base Tablet Arm Right Shell: Poly Seat: Upholstered Pad	CES-04TBR	16	Overall Height: 31¾" Overall Width: 26" Overall Depth: 24" Arm Height: 26½"	Seat Height: 17½" Seat Width: 18½" Seat Depth: 18"		894	974	1056	1135	1216
 Sled Base Tablet Arm Right Shell: Poly Seat: Upholstered Pad Back: Upholstered Pad	CES-01TBR	16	Overall Height: 31¾" Overall Width: 26" Overall Depth: 24" Arm Height: 26½"	Seat Height: 17½" Seat Width: 18½" Seat Depth: 18"		1016	1096	1179	1256	1340
 Sled Base Tablet Arm Left Shell: Poly	CES-07TBL	15	Overall Height: 31¾" Overall Width: 26" Overall Depth: 24" Arm Height: 26½"	Seat Height: 17½" Seat Width: 18½" Seat Depth: 18"	678					
 Sled Base Tablet Arm Left Shell: Poly Seat: Upholstered Pad	CES-04TBL	16	Overall Height: 31¾" Overall Width: 26" Overall Depth: 24" Arm Height: 26½"	Seat Height: 17½" Seat Width: 18½" Seat Depth: 18"		894	974	1056	1135	1216
 Sled Base Tablet Arm Left Shell: Poly Seat: Upholstered Pad Back: Upholstered Pad	CES-01TBL	16	Overall Height: 31¾" Overall Width: 26" Overall Depth: 24" Arm Height: 26½"	Seat Height: 17½" Seat Width: 18½" Seat Depth: 18"		1016	1096	1179	1256	1340

Tablet Dimensions
10½" d x 13" w x ¾" thick

Tablet is available in black only.

Tablet Material
¾" Black Thermofoil with a Black Thermofoil edge.

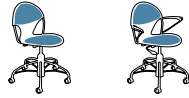
Stacking
Refer to page 30.

COM Yardage
Refer to page 33.

Finish Options	Price
Chrome	n/c
Nickel	n/c
Powder Coat - Standard	n/c
Powder Coat - Premium	\$ 165

Accessories	Code	Price
Chair Trolley - Chela	ACTCE	\$ 906

Custom Charges		
Powder Coat Alternative (per color)	OPA	call
Poly Shell Alternative (per color)	OPS	call

ChelaSwivel Caster Base Chair
Armless + Arms**VERSTEEL****Questions?**

800 876 2120







material / fabric grade >

	Description	Model#	Product Wt	Dimensions (at lowest cylinder height)	Poly	2/COM	3	4	5	6
	Swivel Caster Base Armless Shell: Poly	CEC-07	23	Overall Height: 29½" Overall Width: 25½" Overall Depth: 24" Seat Height: 16" - 21" Seat Width: 18½" Seat Depth: 18"	966					
	Swivel Caster Base Armless Shell: Poly Seat: Upholstered Pad	CEC-04	24	Overall Height: 29½" Overall Width: 25½" Overall Depth: 24" Seat Height: 16" - 21" Seat Width: 18½" Seat Depth: 18"		1183	1264	1346	1426	1506
	Swivel Caster Base Armless Shell: Poly Seat: Upholstered Pad Back: Upholstered Pad	CEC-01	24	Overall Height: 29½" Overall Width: 25½" Overall Depth: 24" Seat Height: 16" - 21" Seat Width: 18½" Seat Depth: 18"		1297	1386	1468	1547	1742
	Swivel Caster Base Arms Shell: Poly Armcaps: Poly	CECA-08	24	Overall Height: 29½" Overall Width: 26½" Overall Depth: 24" Arm Height: 24" Seat Height: 16" - 21" Seat Width: 18½" Seat Depth: 18" Between Arms: 23"	1039					
	Swivel Caster Base Arms Shell: Poly Seat: Upholstered Pad Armcaps: Poly	CECA-06	25	Overall Height: 29½" Overall Width: 26½" Overall Depth: 24" Arm Height: 24" Seat Height: 16" - 21" Seat Width: 18½" Seat Depth: 18" Between Arms: 23"		1255	1334	1418	1499	1579
	Swivel Caster Base Arms Shell: Poly Seat: Upholstered Pad Back: Upholstered Pad Armcaps: Poly	CECA-03	25	Overall Height: 29½" Overall Width: 26½" Overall Depth: 24" Arm Height: 24" Seat Height: 16" - 21" Seat Width: 18½" Seat Depth: 18" Between Arms: 23"		1375	1456	1537	1617	1698

COM Yardage
Refer to page 33.**To Order, Specify...**

- ① Model Number
- ② Shell Color
- ③ Frame Color
- ④ Upholstery Selection
- ⑤ Frame Options



	Description	Model#	Product Wt	Dimensions (at lowest Cylinder height)	material / fabric grade >						
					Poly	2/COM	3	4	5	6	
	Swivel Glide Base Armless Shell: Poly	CEG-07	23	Overall Height: 29½" Overall Width: 25½" Overall Depth: 24" Seat Height: 16" - 21" Seat Width: 18½" Seat Depth: 18"	957						
	Swivel Glide Base Armless Shell: Poly Seat: Upholstered Pad	CEG-04	24	Overall Height: 29½" Overall Width: 25½" Overall Depth: 24" Seat Height: 16" - 21" Seat Width: 18½" Seat Depth: 18"		1176	1253	1333	1417	1494	
	Swivel Glide Base Armless Shell: Poly Seat: Upholstered Pad Back: Upholstered Pad	CEG-01	24	Overall Height: 29½" Overall Width: 25½" Overall Depth: 24" Seat Height: 16" - 21" Seat Width: 18½" Seat Depth: 18"		1296	1374	1455	1536	1616	
	Swivel Glide Base Arms Shell: Poly Armcaps: Poly	CEGA-08	24	Overall Height: 29½" Overall Width: 26½" Overall Depth: 24" Arm Height: 24" Seat Height: 16" - 21" Seat Width: 18½" Seat Depth: 18" Between Arms: 23"	962						
	Swivel Glide Base Arms Shell: Poly Seat: Upholstered Pad Armcaps: Poly	CEGA-06	25	Overall Height: 29½" Overall Width: 26½" Overall Depth: 24" Arm Height: 24" Seat Height: 16" - 21" Seat Width: 18½" Seat Depth: 18" Between Arms: 23"		1244	1325	1406	1487	1567	
	Swivel Glide Base Arms Shell: Poly Seat: Upholstered Pad Back: Upholstered Pad Armcaps: Poly	CEGA-03	25	Overall Height: 29½" Overall Width: 26½" Overall Depth: 24" Arm Height: 24" Seat Height: 16" - 21" Seat Width: 18½" Seat Depth: 18" Between Arms: 23"		1365	1447	1528	1608	1688	

COM Yardage
Refer to page 33.

Finish Options	Price
Chrome	\$ 165
Nickel.....	\$ 223
Powder Coat - Standard.....	n/c
Powder Coat - Premium.....	\$ 165

Frame Options	Code	Price
Casters Dual Wheel Black Nylon		
Hard Wheel (set of 4) (Caster Models Only)	CAS6I	n/c

Custom Charges	Code	Price
Powder Coat Alternative (per color)	OPA	call
Poly Shell Alternative (per color)	OPS	call

Chela







Sled Base Stool - 24"
Armless + Arms



VERSTEEL

Questions?

800 876 2120

				material / fabric grade >		Poly	2/COM	3	4	5	6
Description	Model#	Product Wt	Dimensions								
	Sled Base Stool Armless 24" Seat Height Shell: Poly	CES-07S24	15 Overall Height: 37" Overall Width: 22¼" Overall Depth: 22¼"	Seat Height: 24" Seat Width: 18½" Seat Depth: 18" Seat to Footrest: 16"		557					
	Sled Base Stool Armless 24" Seat Height Shell: Poly Seat: Upholstered Pad	CES-04S24	16 Overall Height: 37" Overall Width: 22¼" Overall Depth: 22¼"	Seat Height: 24" Seat Width: 18½" Seat Depth: 18" Seat to Footrest: 16"			734	814	894	976	1057
	Sled Base Stool Armless 24" Seat Height Shell: Poly Seat: Upholstered Pad Back: Upholstered Pad	CES-01S24	16 Overall Height: 37" Overall Width: 22¼" Overall Depth: 22¼"	Seat Height: 24" Seat Width: 18½" Seat Depth: 18" Seat to Footrest: 16"			804	883	965	1045	1125
	Sled Base Stool Arms 24" Seat Height Shell: Poly Armcaps: Poly	CESA-08S24	16 Overall Height: 37" Overall Width: 26½" Overall Depth: 22¼" Arm Height: 33"	Seat Height: 24" Seat Width: 18½" Seat Depth: 18" Between Arms: 23" Seat to Footrest: 16"		629					
	Sled Base Stool Arms 24" Seat Height Shell: Poly Seat: Upholstered Pad Armcaps: Poly	CESA-06S24	17 Overall Height: 37" Overall Width: 26½" Overall Depth: 22¼" Arm Height: 33"	Seat Height: 24" Seat Width: 18½" Seat Depth: 18" Between Arms: 23" Seat to Footrest: 16"			806	888	967	1047	1128
	Sled Base Stool Arms 24" Seat Height Shell: Poly Seat: Upholstered Pad Back: Upholstered Pad Armcaps: Poly	CESA-03S24	17 Overall Height: 37" Overall Width: 26½" Overall Depth: 22¼" Arm Height: 33"	Seat Height: 24" Seat Width: 18½" Seat Depth: 18" Between Arms: 23" Seat to Footrest: 16"			877	957	1038	1120	1201

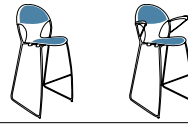
33" - 38" table heights
are recommended for
use with 24" stool







Stacking
Refer to page 30.

COM Yardage
Refer to page 33.

To Order, Specify...

- 1 Model Number
- 2 Shell Color
- 3 Frame Color
- 4 Upholstery Selection
- 5 Frame Options



Description	Model#	Product Wt	Dimensions	material / fabric grade >						
				Poly	2/COM	3	4	5	6	
 Sled Base Stool Armless 29" Seat Height Shell: Poly	CES-07S29	17	Overall Height: 42" Overall Width: 22¼" Overall Depth: 22½" Seat Height: 29" Seat Width: 18½" Seat Depth: 18" Seat to Footrest: 16"	557						
 Sled Base Stool Armless 29" Seat Height Shell: Poly Seat: Upholstered Pad	CES-04S29	18	Overall Height: 42" Overall Width: 22¼" Overall Depth: 22½" Seat Height: 29" Seat Width: 18½" Seat Depth: 18" Seat to Footrest: 16"		734	814	894	976	1057	
 Sled Base Stool Armless 29" Seat Height Shell: Poly Seat: Upholstered Pad Back: Upholstered Pad	CES-01S29	18	Overall Height: 42" Overall Width: 22¼" Overall Depth: 22½" Seat Height: 29" Seat Width: 18½" Seat Depth: 18" Seat to Footrest: 16"		804	883	965	1045	1125	
 Sled Base Stool Arms 29" Seat Height Shell: Poly Armcaps: Poly	CESA-08S29	18	Overall Height: 42" Overall Width: 26½" Overall Depth: 22½" Arm Height: 38" Seat Height: 29" Seat Width: 18½" Seat Depth: 18" Between Arms: 23" Seat to Footrest: 16"	629						
 Sled Base Stool Arms 29" Seat Height Shell: Poly Seat: Upholstered Pad Armcaps: Poly	CESA-06S29	19	Overall Height: 42" Overall Width: 26½" Overall Depth: 22½" Arm Height: 38" Seat Height: 29" Seat Width: 18½" Seat Depth: 18" Between Arms: 23" Seat to Footrest: 16"		806	888	967	1047	1128	
 Sled Base Stool Arms 29" Seat Height Shell: Poly Seat: Upholstered Pad Back: Upholstered Pad Armcaps: Poly	CESA-03S29	19	Overall Height: 42" Overall Width: 26½" Overall Depth: 22½" Arm Height: 38" Seat Height: 29" Seat Width: 18½" Seat Depth: 18" Between Arms: 23" Seat to Footrest: 16"		877	957	1038	1120	1201	

38" - 42" table heights are recommended for use with 29" stool

Stacking
Refer to page 30

COM Yardage
Refer to page 33.

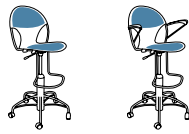
Finish Options	Price
Chrome	n/c
Nickel	n/c
Powder Coat - Standard	n/c
Powder Coat - Premium	\$ 165

Accessories	Code	Price
Chair Trolley - Chela	ACTCE	\$ 906

Custom Charges		
Powder Coat Alternative (per color)	OPA	call
Poly Shell Alternative (per color)	OPS	call

Chela

Swivel Caster Base Stool
Armless + Arms









VERSTEEL

Questions?

800 876 2120

material / fabric grade >

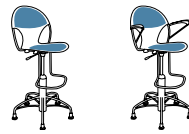
						Poly	2/COM	3	4	5	6
Description	Model#	Product Wt	Dimensions (at highest cylinder height)								
	Swivel Caster Base Stool Armless Shell: Poly	CEC-07S	25	Overall Height: 44½" Overall Width: 25½" Overall Depth: 25½"	Seat Height: 22" - 32" Seat Width: 18½" Seat Depth: 18" Seat to Footrest: 14½"	1174					
	Swivel Caster Base Stool Armless Shell: Poly Seat: Upholstered Pad	CEC-04S	26	Overall Height: 44½" Overall Width: 25½" Overall Depth: 25½"	Seat Height: 22" - 32" Seat Width: 18½" Seat Depth: 18" Seat to Footrest: 14½"		1391	1470	1550	1632	1711
	Swivel Caster Base Stool Armless Shell: Poly Seat: Upholstered Pad Back: Upholstered Pad	CEC-01S	26	Overall Height: 44½" Overall Width: 25½" Overall Depth: 25½"	Seat Height: 22" - 32" Seat Width: 18½" Seat Depth: 18" Seat to Footrest: 14½"		1511	1589	1670	1753	1834
	Swivel Caster Base Stool Arms Shell: Poly Armcaps: Poly	CECA-08S	26	Overall Height: 44½" Overall Width: 26½" Overall Depth: 25½" Arm Height: 39"	Seat Height: 22" - 32" Seat Width: 18½" Seat Depth: 18" Between Arms: 23" Seat to Footrest: 14½"	1243					
	Swivel Caster Base Stool Arms Shell: Poly Seat: Upholstered Pad Armcaps: Poly	CECA-06S	27	Overall Height: 44½" Overall Width: 26½" Overall Depth: 25½" Arm Height: 39"	Seat Height: 22" - 32" Seat Width: 18½" Seat Depth: 18" Between Arms: 23" Seat to Footrest: 14½"		1460	1540	1621	1700	1783
	Swivel Caster Base Stool Arms Shell: Poly Seat: Upholstered Pad Back: Upholstered Pad Armcaps: Poly	CECA-03S	27	Overall Height: 44½" Overall Width: 26½" Overall Depth: 25½" Arm Height: 39"	Seat Height: 22" - 32" Seat Width: 18½" Seat Depth: 18" Between Arms: 23" Seat to Footrest: 14½"		1582	1661	1742	1824	1903







32" - 42" table heights are recommended for use with swivel stool

COM Yardage
Refer to page 33.

To Order, Specify...

- 1 Model Number
- 2 Shell Color
- 3 Frame Color
- 4 Upholstery Selection
- 5 Frame Options



Description	Model#	Product Wt	Dimensions (at highest cylinder height)	material / fabric grade >					
				Poly	2/COM	3	4	5	6
 Swivel Glide Base Stool Armless Shell: Poly	CEG-07S	25	Overall Height: 44½" Overall Width: 25½" Overall Depth: 25½" Seat Height: 22" - 32" Seat Width: 18½" Seat Depth: 18" Seat to Footrest: 14½"	1159					
 Swivel Glide Base Stool Armless Shell: Poly Seat: Upholstered Pad	CEG-04S	26	Overall Height: 44½" Overall Width: 25½" Overall Depth: 25½" Seat Height: 22" - 32" Seat Width: 18½" Seat Depth: 18" Seat to Footrest: 14½"		1378	1459	1539	1620	1699
 Swivel Glide Base Stool Armless Shell: Poly Seat: Upholstered Pad Back: Upholstered Pad	CEG-01S	26	Overall Height: 44½" Overall Width: 25½" Overall Depth: 25½" Seat Height: 22" - 32" Seat Width: 18½" Seat Depth: 18" Seat to Footrest: 14½"		1500	1580	1660	1741	1822
 Swivel Glide Base Stool Arms Shell: Poly Armcaps: Poly	CEGA-08S	26	Overall Height: 44½" Overall Width: 26½" Overall Depth: 25½" Arm Height: 39" Seat Height: 22" - 32" Seat Width: 18½" Seat Depth: 18" Between Arms: 23" Seat to Footrest: 14½"	1232					
 Swivel Glide Base Stool Arms Shell: Poly Seat: Upholstered Pad Armcaps: Poly	CEGA-06S	27	Overall Height: 44½" Overall Width: 26½" Overall Depth: 25½" Arm Height: 39" Seat Height: 22" - 32" Seat Width: 18½" Seat Depth: 18" Between Arms: 23" Seat to Footrest: 14½"		1451	1531	1610	1692	1774
 Swivel Glide Base Stool Arms Shell: Poly Seat: Upholstered Pad Back: Upholstered Pad Armcaps: Poly	CEGA-03S	27	Overall Height: 44½" Overall Width: 26½" Overall Depth: 25½" Arm Height: 39" Seat Height: 22" - 32" Seat Width: 18½" Seat Depth: 18" Between Arms: 23" Seat to Footrest: 14½"		1571	1652	1731	1811	1894

32" - 42" table heights are recommended for use with swivel stool

COM Yardage Refer to page 33.

Finish Options	Price
Chrome	\$ 165
Nickel.....	\$ 223
Powder Coat - Standard.....	n/c
Powder Coat - Premium.....	\$ 165

Frame Options	Code	Price
Casters Dual Wheel Black Nylon		
Hard Wheel (set of 4) (Caster Models Only)	CAS6I	n/c

Accessories	Code	Price
Chair Trolley - Chela	ACTCE	\$ 906

Custom Charges		
Powder Coat Alternative (per color)	OPA	call
Poly Shell Alternative (per color)	OPS	call




Chela Beam
Four-Leg Base



VERSTEEL

Questions?

800 876 2120

				material / fabric grade >		Poly	2/COM	3	4	5	6
Description	Model#	Product Wt	Dimensions								
 <p>Two Seats 4-Leg Base Shell: Poly</p>	CEBL2-07 2S	44	Overall Height: 32" Overall Width: 45" Overall Depth: 23"	Seat Height: 17½" Seat Width: 18½" Seat Depth: 18"		1664					
 <p>Two Seats 4-Leg Base Shell: Poly Seat: Upholstered Pad</p>	CEBL2-04 2S	44	Overall Height: 32" Overall Width: 45" Overall Depth: 23"	Seat Height: 17½" Seat Width: 18½" Seat Depth: 18"			2103	2265	2427	2588	2747
 <p>Two Seats 4-Leg Base Shell: Poly Seat: Upholstered Pad Back: Upholstered Pad</p>	CEBL2-01 2S	44	Overall Height: 32" Overall Width: 45" Overall Depth: 23"	Seat Height: 17½" Seat Width: 18½" Seat Depth: 18"			2346	2507	2668	2828	2990

Due to the Flex Motion of every Chela seat, please allow a 4" space between the wall and Chela Beam.

COM Yardage
Refer to page 33.

To Order, Specify...

- 1 Model Number
- 2 Shell Color
- 3 Frame Color
- 4 Upholstery Selection
- 5 Top and Edge Style Including Laminate or Veneer Code and Edge Color



Description	Model#	Product Wt	Dimensions	Grade	top > edge >		
					Laminate PVC	Laminate Wood	Veneer Wood
					Flat LP1R	Flat LW1R	Flat VW1R
					Fluted LPF1R	Fluted LWF1R	Fluted VWF1R
 One Seat with Round Top 4-Leg Base Shell: Poly	CEBL2-07 ISIT	46	Overall Height: 32" Overall Width: 45" Overall Depth: 23" Seat Height: 17½" Seat Width: 18½" Seat Depth: 18" Table Height: 17" Top Thickness: ¾"	Poly	1652	2097	3034
 One Seat with Round Top 4-Leg Base Shell: Poly Seat: Upholstered Pad	CEBL2-04 ISIT	46	Overall Height: 32" Overall Width: 45" Overall Depth: 23" Seat Height: 17½" Seat Width: 18½" Seat Depth: 18" Table Height: 17" Top Thickness: ¾"	2/COM 3 4 5 6	1869 1952 2030 2112 2191	2316 2398 2477 2558 2639	3254 3336 3416 3492 3577
 One Seat with Round Top 4-Leg Base Shell: Poly Seat: Upholstered Pad Back: Upholstered Pad	CEBL2-01 ISIT	46	Overall Height: 32" Overall Width: 45" Overall Depth: 23" Seat Height: 17½" Seat Width: 18½" Seat Depth: 18" Table Height: 17" Top Thickness: ¾"	2/COM 3 4 5 6	1991 2071 2150 2233 2313	2437 2520 2597 2684 2764	3372 3454 3536 3618 3696

Due to the Flex Motion of every Chela seat, please allow a 4" space between the wall and Chela Beam.

COM Yardage
Refer to page 33.

Finish Options	Price
Chrome	\$ 165
Nickel	\$ 223
Powder Coat - Standard	n/c
Powder Coat - Premium	\$ 165

Custom Charges	Code	Price
Powder Coat Alternative (per color)	OPA	call
Poly Shell Alternative (per color)	OPS	call
Stain Finish Match (per finish)	OSM	\$ 957

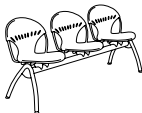
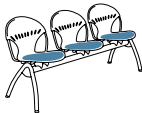

Chela Beam
Four-Leg Base



VERSTEEL

Questions?

800 876 2120

Description	Model#	Product Wt	Dimensions	material / fabric grade >						
				Poly	2/COM	3	4	5	6	
 <p>Three Seats 4-Leg Base Shell: Poly</p>	CEBL3-07 3S	61	Overall Height: 32" Overall Width: 65" Overall Depth: 23"	Seat Height: 17½" Seat Width: 18½" Seat Depth: 18"	2257					
 <p>Three Seats 4-Leg Base Shell: Poly Seat: Upholstered Pad</p>	CEBL3-04 3S	61	Overall Height: 32" Overall Width: 65" Overall Depth: 23"	Seat Height: 17½" Seat Width: 18½" Seat Depth: 18"		2931	3175	3415	3656	3898
 <p>Three Seats 4-Leg Base Shell: Poly Seat: Upholstered Pad Back: Upholstered Pad</p>	CEBL3-01 3S	61	Overall Height: 32" Overall Width: 65" Overall Depth: 23"	Seat Height: 17½" Seat Width: 18½" Seat Depth: 18"		3287	3528	3770	4014	4253

Due to the Flex Motion of every Chela seat, please allow a 4" space between the wall and Chela Beam.

COM Yardage
Refer to page 33.

To Order, Specify...

- 1 Model Number
- 2 Shell Color
- 3 Frame Color
- 4 Upholstery Selection
- 5 Top and Edge Style Including Laminate or Veneer Code and Edge Color



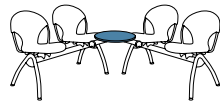
Description	Model#	Product Wt	Dimensions	Grade	top > edge >		
					Laminate PVC	Laminate Wood	Veneer Wood
					Flat LP1R	Flat LW1R	Flat VW1R
					Fluted LPF1R	Fluted LWF1R	Fluted VWF1R
 Two Seats with Round Top 4-Leg Base Shell: Poly	CEBL3-07 2SIT	63	Overall Height: 32" Overall Width: 65" Overall Depth: 23" Seat Height: 17½" Seat Width: 18½" Seat Depth: 18" Table Height: 17" Top Thickness: ¾"	Poly	2236	2691	3623
 Two Seats with Round Top 4-Leg Base Shell: Poly Seat: Upholstered Pad	CEBL3-04 2SIT	46	Overall Height: 32" Overall Width: 65" Overall Depth: 23" Seat Height: 17½" Seat Width: 18½" Seat Depth: 18" Table Height: 17" Top Thickness: ¾"	2/COM 3 4 5 6	2691 2851 3010 3175 3335	3134 3296 3458 3621 3708	4070 4233 4476 4557 4719
 Two Seats with Round Top 4-Leg Base Shell: Poly Seat: Upholstered Pad Back: Upholstered Pad	CEBL3-01 2SIT	46	Overall Height: 32" Overall Width: 65" Overall Depth: 23" Seat Height: 17½" Seat Width: 18½" Seat Depth: 18" Table Height: 17" Top Thickness: ¾"	2/COM 3 4 5 6	2931 3092 3253 3415 3576	3380 3540 3702 3862 4022	4313 4474 4636 4797 4958

Due to the Flex Motion of every Chela seat, please allow a 4" space between the wall and Chela Beam.

COM Yardage
Refer to page 33.









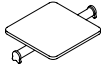


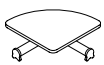



Finish Options	Price
Chrome	\$ 165
Nickel	\$ 223
Powder Coat - Standard	n/c
Powder Coat - Premium	\$ 165

Custom Charges	Code	Price
Powder Coat Alternative (per color)	OPA	call
Poly Shell Alternative (per color)	OPS	call
Stain Finish Match (per finish)	OSM	\$ 957



Questions?

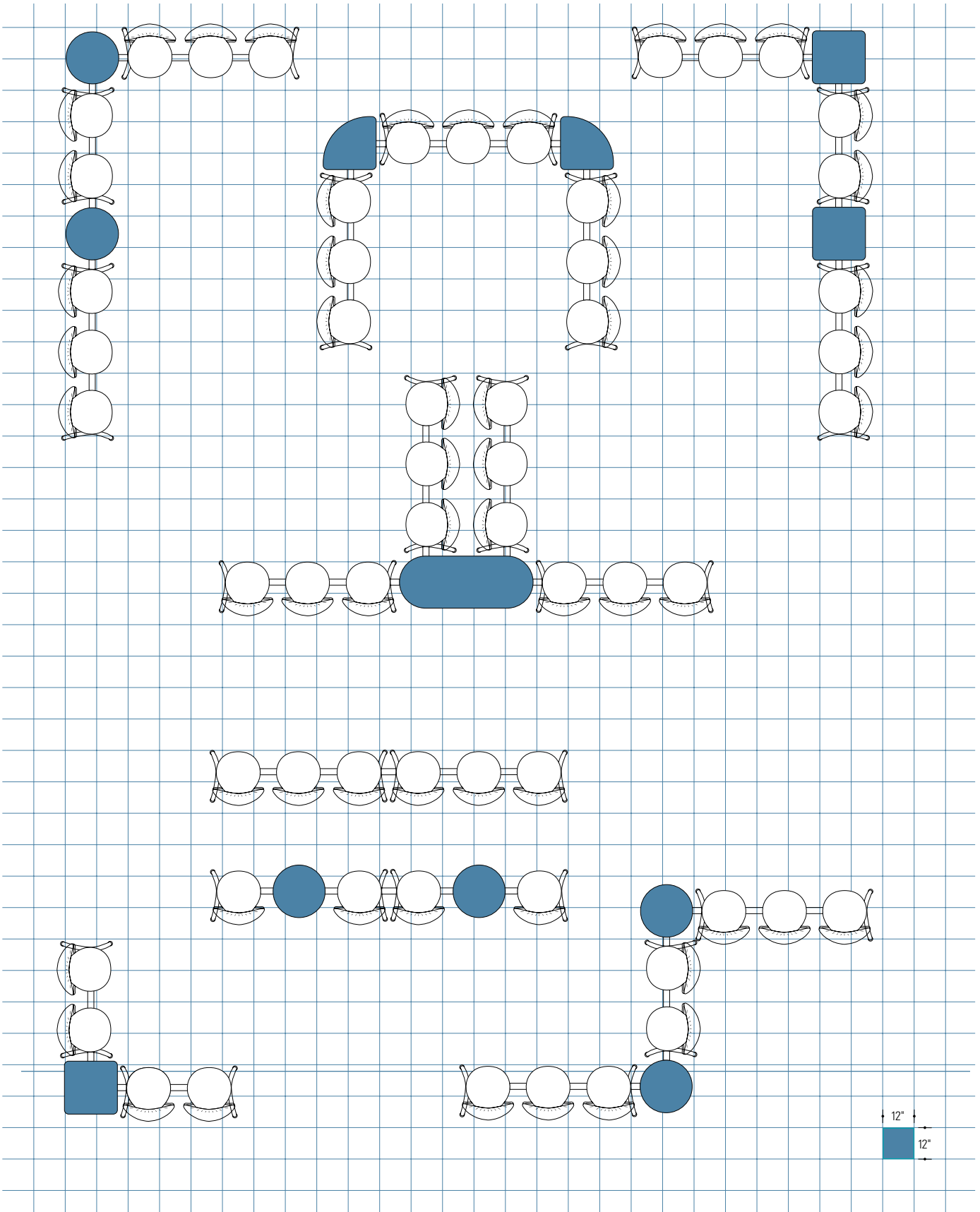
800 876 2120

	Description	Model#	Product Wt	top thickness >	edge ordering code (radius corner) >		
					Laminate PVC	Laminate Wood	Veneer Wood
	Straight Connector 1½" Long \$114 List Each	ABS 4LK	3		Flat  LPIR	Flat  LWIR	Flat  VWIR
	Round Top 20" Straight Connector	ABS 20RD	18	7/8"	Fluted  LPIFR	Fluted  LWIFR	Fluted  VWIFR
	Square Top 20" Straight Connector	ABS 20SQ	20	7/8"			
	Round Top 20" 90° Angle Connector	ABA 90D20RD	18	7/8"			
	Square Top 20" 90° Angle Connector	ABA 90D20SQ	20	7/8"			
	Quarter Round Top 20" 90° Angle Connector	ABA 90D20QR	18	7/8"			
	Racetrack Top 20"x52" TT Connector	ABT2 90D52RA	46	7/8"			
	Round Top 20" 90° X Connector	ABX1 90D20RD	25	7/8"			
	Square Top 20" 90° X Connector	ABX1 90D20SQ	27	7/8"			

Due to the Flex Motion of every Chela seat, please allow a 4" space between the wall and Chela Beam.

To Order, Specify...

- 1 Model Number and Edge Code
- 2 Laminate or Veneer Code and Edge Color



**Specifications**

Companion 4-leg guest chairs, tablet arm chairs, bariatric and stools are available with radius or flared backs. Chairs and stools can be specified with or without arms. Multiple material options are available on the seats, backs and armcaps ranging from upholstery to wood and urethane. An armless youth chair with a radius or flared back is also available.

Features

Finished wood back, seat and armcaps are made from rotary cut molded 7-ply maple. Chairs and stools have a stainless steel pivot glide and the bariatric chairs have a clear polycarbonate glide. Kick-back leg design creates a wall saver on all models. Chairs can be stacked on the floor or on the Companion Chair Trolley. Stools can be stacked on the floor. See below for stacking information.

Stacking Information**Floor**

Arm and armless with glides (includes youth)	8
Arm and armless with single wheel casters	5
Arm and armless with dual wheel casters	4
With tablet arm	4
All stools	6

Trolley

Arm and armless with glides (included youth)	10
Arm and armless with single wheel casters	5
Arm and armless with dual wheel casters	4

Quickship Program

Available for select products in the Companion series, see pricing pages.

The Versteel Quickship Program consists of up to 50 tables, 25 tables with modesty panels or 100 chairs in 10 working days from time of order (received by 12pm EST). Orders must be accompanied by final material and finish specifications for order entry. They must be clearly marked "Quickship" and consist of products from the program. Quickship orders cannot be changed or cancelled, and credit approval must be acquired within 24 hours.

For additional information see Versteel.com.

Shipping Schedule

All Seating	4-5 WEEKS
Quickship Products	10 WORKING DAYS

Contact Versteel Customer Service for special lead time requests.

NOTE CHAIR ORDERS WITH COM UPHOLSTERY WILL BE SCHEDULED UPON RECEIPT OF COM UPHOLSTERY YARDAGE

BIFMA

All Versteel products are constructed to pass the relevant ANSI/BIFMA standards. For more detailed specifications by series and base style, contact Versteel Customer Service at 800.876.2120.

Additional information regarding warranty, terms and conditions, shipping, care and maintenance, etc. can be found in the All Seating price list.

Standard Versteel Upholstery

Standard Versteel Upholstery offers a range of materials, from fabrics in a variety of colors and textures to vinyls for soil resistance. Please refer to Versteel's fabric cards or the "Materials + Finishes" section of our website for information.

Grade-in Upholstery

Versteel has coordinated with upholstery manufacturers to simplify your order process. Many of the manufacturers' offerings have been pre-approved for application on Versteel Seating.

Contact Versteel Customer Service with your selected fabric choice to be graded in. You will be supplied with the appropriate grade-in designator. On your purchase order, complete the information with the pattern name, color description and grade-in designator, and Versteel will take it from there.

Customer's Own Material

Customer's Own Materials (COM's) are not an issue on Companion. Many COM's are pre-approved for application on Versteel Seating. Call Versteel Customer Service with your COM selection to determine if it has been pre-approved. If your selection has not been pre-approved, reference the "Receiving COM Approval" section below.

Receiving COM Approval

Not all materials are suitable for upholstery on Companion. A 12" x 12" memo sample must be supplied for approval before a COM material is accepted for an order. If the material is directional in pattern or weave, the pattern repeat (in inches) in both directions or the weave direction must be supplied.

Excess COM

Versteel will not store excess COM for more than 30 days after the order has been completed. If excess material is to be returned after order completion, send the request to Versteel Customer Service prior to acknowledged ship date. It is the customer's responsibility to arrange for the return of the material "freight collect."

COM Requiring Application Test

If an application test is required for your selected COM, send test sample material along with the following.

1. Name and return address
2. Model selected
3. Sketch showing special requirements for the positioning of the materials' pattern on the seat and ledge, if special considerations are required.

NOTE ALL UPHOLSTERIES ARE CUT UP THE ROLL TO MAXIMIZE YIELD AND WEAR PERFORMANCE

Ship COM to:

Versteel
 2332 Cathy Lane
 Jasper, IN 47546

COM must be shipped to the factory with transportation costs "prepaid." If material is considered defective or unusable, it will be returned "transportation collect."

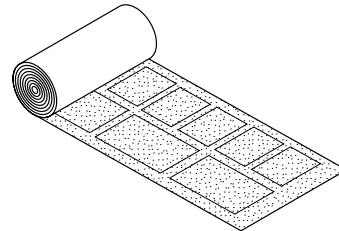
For standard lead time orders, tag fabric with purchase order number and identify with project number if possible.

Application of Directional Fabrics

Due to the upholstering process, some fabrics not considered directional by the supplier may be considered directional by Versteel.

All COM's are cut "up the roll" unless otherwise directed by the customer (see illustration below).

EXAMPLE PATTERN CUT UP THE ROLL



If special cutting or upholstery application is required, you must indicate requirement at time of order entry.

Companion COM Yardage Requirements

COM yardage requirements are calculated for chairs and stools based on a material width of 54" and a repeat of 2" or less. For material less than 54" wide, contact Versteel for yardage requirements. Use the chart below as a guide to calculate your COM yardage. For quantities greater than 20 chairs or stools, contact Versteel Customer Service for calculation of COM yardage by model.

Quantity of Chairs	1	2	3	4	5	6	7	8	9	10	11	12	13	14	15	16	17	18	19	20
Companion Chairs and Stools With or Without Arms (yardage includes upholstered armcaps if specified)																				
Upholstered Seat & Back	1.5	2.5	3.5	4.5	5.0	6.0	6.5	7.5	9.0	9.5	11.0	11.0	13.0	13.0	15.5	14.5	16.0	17.5	17.5	19.0
Upholstered Seat Armless	1.0	1.5	1.5	2.5	2.5	3.0	3.0	4.0	4.5	4.5	5.0	5.0	6.0	6.0	6.5	6.5	7.5	8.0	8.0	8.5
Upholstered Seat with Arms	1.0	1.5	1.5	2.5	2.5	3.0	3.0	4.0	4.5	4.5	5.0	5.0	6.0	6.0	6.5	6.5	7.5	8.0	8.0	8.5
Upholstered Back Only	1.0	2.0	2.0	2.5	3.5	4.0	4.5	5.0	5.5	6.0	6.5	7.0	7.5	8.0	8.5	9.0	9.5	10.0	10.5	11.5
Companion X (Bariatric) Chairs (yardage includes upholstered armcaps)																				
Uph Seat, Back & Armcaps	2.5	5.0	7.0	9.0	11.0	13.5	15.5	17.0	19.0	21.5	23.0	24.5	26.5	28.5	30.5	32.5	34.5	36.0	38.0	40.0

Patterned COM Additional Yardage Guide

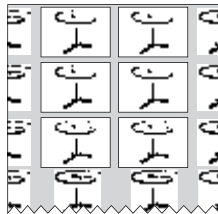
Use the guide below to aid in ordering the appropriate COM fabric when needing to match a pattern with a repeat. To use this guide, add the vertical and horizontal repeats together (e.g. a 5" vertical repeat plus an 11" horizontal repeat gives a 16" total). Then find the appropriate entry on the chart, and increase the yardage estimate by the percentage indicated.

For example: The yardage estimate is 8 yards of 54" wide fabric and the pattern has a repeat of 11" horizontal and 5" vertical. Add up the repeats (11" + 5" = 16") and find the appropriate entry - 15% in this example. Fifteen percent more fabric is required to match the pattern. 8 yards plus an extra 15% is 9.2 yards.

Fabric Width	Plain Fabric	3" - 14" Repeat	15" - 19" Repeat	20" - 27" Repeat	28" - 36" Repeat	37" - 45" Repeat	46" - 54" Repeat
54"	0%	10%	15%	20%	25%	30%	35%
50" - 52"	10%	20%	25%	30%	35%	40%	45%

Decorative Patterns

Yardage requirements are greatly affected by the size of the repeat and the print or pattern of the material. Versteel cuts all seating patterns with aesthetic concerns in mind for high quality and consistency. Refer to the COM listing for the yardage required for pattern repeat.



To Order, Specify...

- 1 Model Number
- 2 Frame Color
- 3 Wood Finish
- 4 Upholstery Selection
- 5 Urethane Armcap Color
- 6 Frame Options



A **CLRA-01** is a Companion series, radius back armless 4-leg chair with an upholstered seat and back..

The codes **PWHI** / **FED Grotto** specify a Whisper frame and Grade 4 Editor Grotto upholstery.

Model Number CLRA-01



Orders may be sent via

Mailing Address
Versteel
2332 Cathy Lane
Jasper, IN 47546

Contact Versteel

Email contact@versteel.com
Phone 800 876 2120
 812 634 2120

Studio Steel®

Versteel's "urban fabrication" process leaves the telltale signs of welding and assembly on the surface, highlighting a manufacturing aesthetic. Choosing a clear or transparent powder coat is recommended, allowing tonal striations (created as a result of extreme heat), natural textures, and the inherent qualities of raw steel to show through.

Studio Steel Process \$165 per chair

Powder Coat Finishes

All powder coat finishes in the Versteel offering have been formulated with the use of epoxy, polyester or epoxy and polyester blends to maximize the finish durability.

Powder Coat – Standard n/c

Powder Coat – Premium. \$165 per chair

Companion Powder Coat Colors

Alloy. P ^{ALY}	Mint PMNT
Amethyst P ^{AME}	Navy P ^{NAV}
Anthracite P ^{ANT}	Nimbus. P ^{NIM}
Black Anodized. P ^{BLA}	Nutmeg P ^{NU}
Bronze P ^{BRO}	◆ Pacific P ^{PAC}
Calypso P ^{CAL}	Pearl P ^{PEA}
Carbon. P ^{CAR}	Pebble P ^{PBE}
Champagne P ^{CHA}	● Platinum P ^{PPLA}
Coconut P ^{COC}	Poppy. P ^{POP}
◆ Copper. P ^{COP}	◆ Raven. P ^{RAV}
Crimson P ^{CR}	Royal P ^{ROY}
◆ Crystal P ^{CRY}	Seaside P ^{SEA}
Daffodil. P ^{DAF}	Shipyards P ^{SHI}
Ebony. P ^{EBO}	Silver P ^{SIL}
Forest. P ^{FOR}	Snow P ^{SNO}
Fossil P ^{FOS}	Stone P ^{STO}
◆ Garnet P ^{GAR}	Storm. P ^{STM}
◆ Gold. P ^{GOL}	Terra Cotta P ^{TEC}
Graphite P ^{GRA}	Whisper P ^{WHI}
● Hope P ^{HOP}	White Linen P ^{WHL}
Kelly Green P ^{KEG}	Powder Coat Alternative . OPA
◆ Matte P ^{MAT}	
Mica. P ^{MIC}	

Transparent Powder Coats (indicated by ◆)

Please note that the transparent characteristics of these powders allow all natural welds and textures inherent to raw steel to be visible.

Premium Powder Coats (indicated by ●)

Versteel's premium process uses specially formulated powder coats for a truly unique color palette.

Plated

Versteel offers two plated options: Chrome and Nickel. Chrome is our most durable finish available and is a deep luster chrome plated finish. Nickel is a plated finish with a clear coat applied for durability. An upcharge applies for plated finishes. See product pricing pages for upcharge.

Chrome ECHR

Nickel ENKL

Wood Finish

Versteel uses a post-catalyst varnish NDF topcoat that meets AWI (Architectural Woodwork Institute) TR6 performance standards.

Companion Wood Finishes

All Companion wood finishes on Maple.

Beach. W ^{BEA}	Forest. W ^{FOR}
Blossom Cherry W ^{BLC}	Golden Cherry W ^{GNC}
Brighton Walnut W ^{BRW}	Java Cherry. W ^{JAC}
Caramel Maple W ^{CMM}	Millwork Cherry. W ^{MWC}
Chestnut. W ^{CHE}	Pebble W ^{PBE}
Cordovan Cherry W ^{CNC}	Seaside W ^{SEA}
Drift W ^{DRI}	Solar Maple W ^{SLM}
Espresso Walnut. W ^{ESW}	Sugar Maple W ^{SUM}
Fawn W ^{FAW}	Terra Cotta W ^{TEC}
Fog W ^{FOG}	Whisper W ^{WHI}

Companion Urethane Armcaps

Companion armcaps are molded with soft urethane. The materials provide a comfortable, supportive seating surface through the movement of the chair.

Companion Urethane Armcap Colors

Alloy. U ^{ALY}	Pearl U ^{PEA}
Ebony. U ^{EBO}	Stone U ^{STO}
Fossil U ^{FOS}	Storm U ^{STM}
Graphite U ^{GRA}	Whisper U ^{WHI}
Nimbus. U ^{NIM}	White Linen U ^{WHL}

Finish Reference & Samples

For finish color reference, please refer to our website. Contact Versteel Customer Service to receive actual color samples for color matches and final color approval.

Powder Coat Alternative**Call for quotation**

Specify code **OPA** (*Powder Coat Alternative*), add cost from Versteel quotation

Powder Coat Alternative is available from Versteel. The entire RAL color reference along with hundreds of other color and finishes are available.

For Powder Coat Alternative matching, you must supply a color reference sample, or an RAL number. Versteel will review the sample for possible existing colors available and send a sample for customer approval. If no color match exists a custom match can be developed. Call Versteel Customer Service for associated upcharges on custom color development.

NOTE CUSTOM COLOR MATCHING APPROVALS MAY AFFECT STANDARD PRODUCTION SCHEDULES

Stain Finish Match**\$996 / one time charge per finish, per order**

Specify code **OSM** (*Stain Finish Match*), add \$996.00 list per finish, per order

Alternative Stain Finishes are available. For Stain Finish Matching you must supply two 4" x 4" finish color and grain reference samples. An expertly finish matched sample will be provided for customer approval.

NOTE CUSTOM COLOR MATCHING APPROVALS MAY AFFECT STANDARD PRODUCTION SCHEDULES

Custom Engraving or Cutout**Call for Quotation**

Specify code **KLC** (*Laser Cutout*), add cost from Versteel quotation

Personalize seating with your custom art via etching, engraving or laser cutting.

Hard Surface Glides - Nylon (set of 4)

\$23 / chair or stool

Specify code **GLD32** (Hard Surface Glides - Nylon), add \$23 list per chair or stool.



Glide surface is nylon and designed for use on hard surface flooring. See individual product pages for availability and ordering code.

Hard Surface Glides - Felt (set of 4)

\$23 / chair or stool

Specify code **GLD33** (Hard Surface Glides - Felt), add \$23 list per chair or stool.



Glide surface is felt and designed for use on hard surface flooring. See individual product pages for availability and ordering code.

Felt Hard Surface Replacement Caps (set of 4)

\$23 / chair or stool

Specify code **ABGFRC** (Felt Hard Surface Replacement Caps), add \$23 list per chair or stool

Felt replacement caps for felt hard surface glides.

Accessory Glide Replacement Tool

\$26 / tool

Specify code **AGRT** (Accessory Glide Replacement Tool), add \$26 list per tool

Use to remove worn felt hard surface glide caps.

Casters - Non-Locking Single Wheel (set of 4)

\$191 / chair

Specify code **CAS33** (Casters - Non-Locking Single Wheel), add \$191 list per chair



Non-locking single wheel, unique profile 2" diameter caster threaded into the receiver leg base. Please refer to the individual pricing pages for availability. Must be specified at the time of order. Caster option does not change the chair seat height.

Casters - Non-Locking Dual Wheel Black Nylon Hard Wheel (Set of 4)

\$171 / chair

Specify code **CAS54** (Casters - Dual Wheel Black Nylon Hard Wheel), add \$171 list per 4-leg chair.



Black non-locking dual wheel, 2" diameter hard wheel casters may be specified on the 4-leg guest chair. Please refer to the individual pricing pages for availability. Caster option must be specified at the time of the order and does not change the chair seat height.

Casters - Non-Locking Dual Wheel Black Nylon Soft Wheel (Set of 4)

\$171 / chair

Specify code **CAS58** (Casters - Dual Wheel Black Nylon soft Wheel), add \$171 list per 4-leg chair.

Black non-locking dual wheel, 2" diameter soft wheel casters may be specified on the 4-leg guest chair. Please refer to the individual pricing pages for availability. Caster option must be specified at the time of the order and does not change the chair seat height.

Chair Link - Companion

\$35 / chair

Specify code **ACLCO** (Chair Link - Companion), add \$35 list per chair



Link will ship installed on chair when specified on order. Can be field installed without the use of tools. Link stores under chair seat.

Book Basket - Companion

\$148 / basket

Specify code **BCL** (Book Basket - Companion) add \$148 list per chair



The Companion book basket is made of formed resistance welded wire. Finish is Chrome unless otherwise specified. Basket may be field installed. Inside dimensions are 11½" w x 13½" d x 6" h

Chair Trolley - Companion
\$717 / each

 Specify code **ACTCO** (Chair Trolley - Companion), add \$717 list each


Companion upholstered or wood chairs with glides stack 10 high. Chairs with single wheel casters stack 5 high while chairs with dual wheel casters stack 4 high. Trolley with a stack of 10 chairs measures approximately 24" w x 36" d x 61" h.

STACKING INFORMATION - COMPANION ALL COMPANION ARM AND ARMLESS CHAIRS WITH GLIDES STACK 10 HIGH ON THE TROLLEY AND 8 HIGH ON THE FLOOR. CHAIRS WITH SINGLE WHEEL CASTERS STACK 5 HIGH ON THE TROLLEY AND 5 HIGH ON THE FLOOR. CHAIRS WITH DUAL WHEEL CASTERS STACK 4 HIGH ON THE TROLLEY AND 4 HIGH ON THE FLOOR. CHAIRS WITH TABLET ARM STACK 4 HIGH ON THE FLOOR. ALL COMPANION STOOLS STACK 6 HIGH ON THE FLOOR.

NOTE NOT AVAILABLE FOR COMPANION X CHAIRS

Chair Trolley - Companion Youth
\$717 / each

 Specify code **ACTCOY** (Chair Trolley - Companion Youth), add \$717 list each


Companion Youth upholstered or wood chairs stack 10 high. Trolley with stack of 10 chairs measures approximately 21½" w x 33½" d x 50½" h.

STACKING INFORMATION - COMPANION ALL COMPANION YOUTH CHAIRS STACK 10 HIGH ON THE TROLLEY AND 8 HIGH ON THE FLOOR.

Companion

Radius Back Chair
Armless


VERSTEEL
Questions?

800 876 2120

Quickship Program Product

Description	Model#	Product Wt	Dimensions	material / fabric grade >					
				2/COM	3	4	5	6	Wood or Alum.
<p>4-Leg Base Seat: Upholstered Back: Upholstered</p>	CLRA-01	QS 19	Overall Height: 31½" Overall Width: 20½" Overall Depth: 22½" Seat Height: 18" Seat Width: 16" Seat Depth: 17"	737	834	928	1024	1121	
<p>4-Leg Base Seat: Upholstered Back: Wood</p>	CLRA-04	QS 19	Overall Height: 31½" Overall Width: 20½" Overall Depth: 22½" Seat Height: 18" Seat Width: 16" Seat Depth: 17"	854	932	1010	1088	1160	
<p>4-Leg Base Seat: Wood Back: Wood</p>	CLRA-07	QS 19	Overall Height: 31½" Overall Width: 20½" Overall Depth: 22½" Seat Height: 18" Seat Width: 16" Seat Depth: 17"						991
<p>4-Leg Base Seat: Aluminum Back: Aluminum</p>	CLRA-41	QS 19	Overall Height: 31½" Overall Width: 20½" Overall Depth: 22½" Seat Height: 18" Seat Width: 16" Seat Depth: 17"						967
<p>4-Leg Base Seat: Upholstered Back: Aluminum</p>	CLRA-42	QS 19	Overall Height: 31½" Overall Width: 20½" Overall Depth: 22½" Seat Height: 18" Seat Width: 16" Seat Depth: 17"	878	953	1032	1108	1185	

Stacking

Refer to page 54.




COM Yardage

Refer to page 57.

To Order, Specify...

- 1 Model Number
- 2 Frame Color
- 3 Wood Finish or Aluminum Color
- 4 Upholstery Selection
- 5 Frame Options



Description	Model#	Product Wt	Dimensions	material / fabric grade >						
				2/COM	3	4	5	6	Wood	
 <p>4-Leg Base Seat: Upholstered Back: Upholstered</p>	CLRA-01Y	12	Overall Height: 25" Overall Width: 18 3/4" Overall Depth: 17 1/2"	Seat Height: 14 1/4" Seat Width: 14" Seat Depth: 14 1/2"	590	688	785	880	976	
 <p>4-Leg Base Seat: Upholstered Back: Wood</p>	CLRA-04Y	12	Overall Height: 25" Overall Width: 18 3/4" Overall Depth: 17 1/2"	Seat Height: 14 1/4" Seat Width: 14" Seat Depth: 14 1/2"	683	763	838	918	996	
 <p>4-Leg Base Seat: Wood Back: Wood</p>	CLRA-07Y	12	Overall Height: 25" Overall Width: 18 3/4" Overall Depth: 17 1/2"	Seat Height: 14 1/4" Seat Width: 14" Seat Depth: 14 1/2"						792

22" - 24" table heights are recommended for use with youth seating

Stacking
Refer to page 54.

COM Yardage
Refer to page 57.

Finish Options	Price
Chrome	\$ 165
Nickel.....	\$ 223
Powder Coat - Standard.....	n/c
Powder Coat - Premium.....	\$ 165

Frame Options	Code	Price
Hard Surface Glides - Nylon (set of 4).....	GLD32	\$ 23
Hard Surface Glides - Felt (set of 4).....	GLD33	\$ 23
Casters - Single Wheel Soft Wheel (set of 4).....	CAS33	\$ 191
Casters - Dual Wheel Black Nylon		
Hard Wheel (set of 4).....	CAS54	\$ 171
Casters - Dual Wheel Black Nylon		
Soft Wheel (set of 4).....	CAS56	\$ 171
Casters Not Available on Companion Youth Models		

Accessories	Code	Price
Chair Trolley - Companion.....	ACTCO	\$ 717
Chair Trolley - Companion Youth	ACTCOY	\$ 717
Chair Link - Companion.....	ACLCO	\$ 35
Not Available on Companion Youth Models		

Custom Charges		
Powder Coat Alternative (per color)	OPA	call
Stain Finish Match (per finish).....	OSM	\$ 957

Companion

Radius Back Chair

Arms


VERSTEEL
Questions?

800 876 2120

Quickship Program Product

Description	Model#	Product Wt	Dimensions	material / fabric grade >	2/COM	3	4	5	6	Wood
4-Leg Base Seat: Upholstered Back: Upholstered Armcaps: None	CLARA-01	20	Overall Height: 32" Overall Width: 21 3/4" Overall Depth: 21 1/4"	Seat Height: 18" Seat Width: 17" Seat Depth: 18" Between Arms: 19 1/2" Arm Height: 25"	808	903	999	1096	1190	
4-Leg Base Seat: Upholstered Back: Upholstered Arms: Upholstered	CLARA-02	20	Overall Height: 32" Overall Width: 23" Overall Depth: 21 1/4"	Seat Height: 18" Seat Width: 17" Seat Depth: 18" Between Arms: 19 1/2" Arm Height: 26"	926	1040	1156	1273	1391	
4-Leg Base Seat: Upholstered Back: Upholstered Armcaps: Wood	CLARA-03	20	Overall Height: 32" Overall Width: 23" Overall Depth: 21 1/4"	Seat Height: 18" Seat Width: 17" Seat Depth: 18" Between Arms: 19 1/2" Arm Height: 26"	1039	1134	1232	1326	1422	
4-Leg Base Seat: Upholstered Back: Wood Armcaps: None	CLARA-04	20	Overall Height: 32" Overall Width: 21 3/4" Overall Depth: 21 1/4"	Seat Height: 18" Seat Width: 17" Seat Depth: 18" Between Arms: 19 1/2" Arm Height: 25"	925	1000	1076	1155	1233	
4-Leg Base Seat: Upholstered Back: Wood Armcaps: Upholstered	CLARA-05	20	Overall Height: 32" Overall Width: 23" Overall Depth: 21 1/4"	Seat Height: 18" Seat Width: 17" Seat Depth: 18" Between Arms: 19 1/2" Arm Height: 26"	1040	1135	1233	1328	1426	
4-Leg Base Seat: Upholstered Back: Wood Armcaps: Wood	CLARA-06	20	Overall Height: 32" Overall Width: 23" Overall Depth: 21 1/4"	Seat Height: 18" Seat Width: 17" Seat Depth: 18" Between Arms: 19 1/2" Arm Height: 26"	1155	1233	1310	1388	1466	
4-Leg Base Seat: Wood Back: Wood Armcaps: None	CLARA-07	20	Overall Height: 32" Overall Width: 21 3/4" Overall Depth: 21 1/4"	Seat Height: 18" Seat Width: 17" Seat Depth: 18" Between Arms: 19 1/2" Arm Height: 25"						1061
4-Leg Base Seat: Wood Back: Wood Armcaps: Wood	CLARA-08	20	Overall Height: 32" Overall Width: 23" Overall Depth: 21 1/4"	Seat Height: 18" Seat Width: 17" Seat Depth: 18" Between Arms: 19 1/2" Arm Height: 26"						1295

Stacking

Refer to page 54.

COM Yardage



Refer to page 57.

To Order, Specify...

- 1 Model Number
- 2 Frame Color
- 3 Wood Finish
- 4 Upholstery Selection
- 5 Urethane Armcap Color
- 6 Frame Options



Quickship Program Product

				material / fabric grade >		2/COM	3	4	5	6	Wood
Description	Model#	Product Wt	Dimensions								
	4-Leg Base Seat: Upholstered Back: Upholstered Armcaps: Urethane	CLARA-09	20	Overall Height: 32" Overall Width: 23" Overall Depth: 21 3/4"	Seat Height: 18" Seat Width: 17" Seat Depth: 18" Between Arms: 19 1/2" Arm Height: 26"	926	1040	1156	1273	1391	
	4-Leg Base Seat: Upholstered Back: Wood Armcaps: Urethane	CLARA-10	20	Overall Height: 32" Overall Width: 23" Overall Depth: 21 3/4"	Seat Height: 18" Seat Width: 17" Seat Depth: 18" Between Arms: 19 1/2" Arm Height: 26"	1040	1135	1233	1328	1426	

Stacking
Refer to page 54.

COM Yardage
Refer to page 57.

Finish Options	Price
Chrome	\$ 165
Nickel.....	\$ 223
Powder Coat - Standard.....	n/c
Powder Coat - Premium.....	\$ 165







Frame Options	Code	Price
Hard Surface Glides - Nylon (set of 4).....	GLD32	\$ 23
Hard Surface Glides - Felt (set of 4).....	GLD33	\$ 23
Casters - Single Wheel Soft Wheel (set of 4).....	CAS33	\$ 191
Casters - Dual Wheel Black Nylon		
Hard Wheel (set of 4).....	CAS54	\$ 171
Casters - Dual Wheel Black Nylon		
Soft Wheel (set of 4).....	CAS56	\$ 171

Accessories	Code	Price
Chair Trolley - Companion.....	ACTCO	\$ 717
Chair Link - Companion.....	ACLCO	\$ 35

Custom Charges		
Powder Coat Alternative (per color)	OPA	call
Stain Finish Match (per finish).....	OSM	\$ 957

CompanionRadius Back Chair
Flip-Up Tablet Arm**VERSTEEL****Questions?**

800 876 2120

				material / fabric grade >		2/COM	3	4	5	6	Wood
	Description	Model#	Product Wt	Dimensions							
	4-Leg Base Tablet Right Seat: Upholstered Back: Upholstered	CLRA-01TBR	22	Overall Height: 32" Overall Width: 23" Overall Depth: 30"	Seat Height: 18" Seat Width: 17" Seat Depth: 18" Arm Height: 26"	976	11072	1165	1262	1359	
	4-Leg Base Tablet Right Seat: Upholstered Back: Wood	CLRA-04TBR	22	Overall Height: 32" Overall Width: 23" Overall Depth: 30"	Seat Height: 18" Seat Width: 17" Seat Depth: 18" Arm Height: 26"	1095	1172	1250	1325	1404	
	4-Leg Base Tablet Right Seat: Wood Back: Wood	CLRA-07TBR	22	Overall Height: 32" Overall Width: 23" Overall Depth: 30"	Seat Height: 18" Seat Width: 17" Seat Depth: 18" Arm Height: 26"						1228
	4-Leg Base Tablet Left Seat: Upholstered Back: Upholstered	CLRA-01TBL	22	Overall Height: 32" Overall Width: 23" Overall Depth: 30"	Seat Height: 18" Seat Width: 17" Seat Depth: 18" Arm Height: 26"	976	11072	1165	1262	1359	
	4-Leg Base Tablet Left Seat: Upholstered Back: Wood	CLRA-04TBL	22	Overall Height: 32" Overall Width: 23" Overall Depth: 30"	Seat Height: 18" Seat Width: 17" Seat Depth: 18" Arm Height: 26"	1095	1172	1250	1325	1404	
	4-Leg Base Tablet Left Seat: Wood Back: Wood	CLRA-07TBL	22	Overall Height: 32" Overall Width: 23" Overall Depth: 30"	Seat Height: 18" Seat Width: 17" Seat Depth: 18" Arm Height: 26"						1228

Tablet Dimensions

13" d x 13½" w x ¾" thick

Tablet is available in black only.

Tablet Material

¾" Black Thermofoil with a Black Thermofoil edge.

Stacking

Refer to page 54.







COM Yardage

Refer to page 57.

To Order, Specify...

- 1 Model Number
- 2 Frame Color
- 3 Wood Finish
- 4 Upholstery Selection
- 5 Frame Options



Description	Model#	Product Wt	Dimensions	material / fabric grade >						
				2/COM	3	4	5	6	Wood	
 4-Leg Base Tablet Right Seat: Upholstered Back: Upholstered	CLRA-01RTBR	22	Overall Height: 32" Overall Width: 24½" Overall Depth: 32½"	Seat Height: 18" Seat Width: 17" Seat Depth: 18" Arm Height: 26"	1124	1298	1393	1489	1584	
 4-Leg Base Tablet Right Seat: Upholstered Back: Wood	CLRA-04RTBR	22	Overall Height: 32" Overall Width: 24½" Overall Depth: 32½"	Seat Height: 18" Seat Width: 17" Seat Depth: 18" Arm Height: 26"	1321	1397	1475	1552	1630	
 4-Leg Base Tablet Right Seat: Wood Back: Wood	CLRA-07RTBR	22	Overall Height: 32" Overall Width: 24½" Overall Depth: 32½"	Seat Height: 18" Seat Width: 17" Seat Depth: 18" Arm Height: 26"						1455
 4-Leg Base Tablet Left Seat: Upholstered Back: Upholstered	CLRA-01RTBL	22	Overall Height: 32" Overall Width: 24½" Overall Depth: 32½"	Seat Height: 18" Seat Width: 17" Seat Depth: 18" Arm Height: 26"	1124	1298	1393	1489	1584	
 4-Leg Base Tablet Left Seat: Upholstered Back: Wood	CLRA-04RTBL	22	Overall Height: 32" Overall Width: 24½" Overall Depth: 32½"	Seat Height: 18" Seat Width: 17" Seat Depth: 18" Arm Height: 26"	1321	1397	1475	1552	1630	
 4-Leg Base Tablet Left Seat: Wood Back: Wood	CLRA-07RTBL	22	Overall Height: 32" Overall Width: 24½" Overall Depth: 32½"	Seat Height: 18" Seat Width: 17" Seat Depth: 18" Arm Height: 26"						1455

Tablet Dimensions
15" d x 18¾" w x ¾" thick

Tablet is available in black only.

Tablet Material
¾" Black Thermofoil with a Black Thermofoil edge.

Stacking
Refer to page 54.

COM Yardage
Refer to page 57.

Finish Options	Price
Chrome	\$ 165
Nickel	\$ 223
Powder Coat - Standard	n/c
Powder Coat - Premium	\$ 165

Frame Options	Code	Price
Hard Surface Glides - Nylon (set of 4)	GLD32	\$ 23
Hard Surface Glides - Felt (set of 4)	GLD33	\$ 23
Casters - Single Wheel Soft Wheel (set of 4)	CAS33	\$ 191
Casters - Dual Wheel Black Nylon		
Hard Wheel (set of 4)	CAS54	\$ 171
Casters - Dual Wheel Black Nylon		
Soft Wheel (set of 4)	CAS56	\$ 171

Custom Charges	Code	Price
Powder Coat Alternative (per color)	OPA	call
Stain Finish Match (per finish)	OSM	\$ 957

CompanionRadius Back Stool - 24"
Armless**VERSTEEL****Questions?**

800 876 2120

material / fabric grade >

	Description	Model#	Product Wt	Dimensions		2/COM	3	4	5	6	Wood or Alum.
	4-Leg Base 24" Seat Height Seat: Upholstered Back: Upholstered	CLRA-01S24	20	Overall Height: 38" Overall Width: 20½" Overall Depth: 26"	Seat Height: 24" Seat Width: 16" Seat Depth: 17" Seat to Footrest: 15½"	1016	1113	1208	1304	1399	
	4-Leg Base 24" Seat Height Seat: Upholstered Back: Wood	CLRA-04S24	20	Overall Height: 38" Overall Width: 20½" Overall Depth: 22½"	Seat Height: 18" Seat Width: 16" Seat Depth: 17" Seat to Footrest: 15½"	1134	1212	1293	1370	1446	
	4-Leg Base 24" Seat Height Seat: Wood Back: Wood	CLRA-07S24	20	Overall Height: 38" Overall Width: 20½" Overall Depth: 22½"	Seat Height: 18" Seat Width: 16" Seat Depth: 17" Seat to Footrest: 15½"						1269
	4-Leg Base 24" Seat Height Seat: Aluminum Back: Aluminum	CLRA-41S24	20	Overall Height: 38" Overall Width: 20½" Overall Depth: 22½"	Seat Height: 18" Seat Width: 16" Seat Depth: 17" Seat to Footrest: 15½"						1269
	4-Leg Base 24" Seat Height Seat: Upholstered Back: Aluminum	CLRA-42S24	20	Overall Height: 38" Overall Width: 20½" Overall Depth: 22½"	Seat Height: 18" Seat Width: 16" Seat Depth: 17" Seat to Footrest: 15½"	1155	1233	1310	1388	1466	

33" - 38" table heights
are recommended for
use with 24" stool

Stacking

Refer to page 54.






COM Yardage

Refer to page 57.

To Order, Specify...

- ① Model Number
- ② Frame Color
- ③ Wood Finish or Aluminum Color
- ④ Upholstery Selection
- ⑤ Frame Options



Description	Model#	Product Wt	Dimensions	material / fabric grade >					
				2/COM	3	4	5	6	Wood or Alum.
 4-Leg Base 29" Seat Height Seat: Upholstered Back: Upholstered	CLRA-01S29	21	Overall Height: 43" Overall Width: 20½" Overall Depth: 26" Seat Height: 29" Seat Width: 16" Seat Depth: 17" Seat to Footrest: 15½"	1016	1113	1208	1304	1399	
 4-Leg Base 29" Seat Height Seat: Upholstered Back: Wood	CLRA-04S29	21	Overall Height: 43" Overall Width: 20½" Overall Depth: 26" Seat Height: 29" Seat Width: 16" Seat Depth: 17" Seat to Footrest: 15½"	1134	1212	1293	1370	1446	
 4-Leg Base 29" Seat Height Seat: Wood Back: Wood	CLRA-07S29	21	Overall Height: 43" Overall Width: 20½" Overall Depth: 26" Seat Height: 29" Seat Width: 16" Seat Depth: 17" Seat to Footrest: 15½"						1269
 4-Leg Base 29" Seat Height Seat: Aluminum Back: Aluminum	CLRA-41S29	21	Overall Height: 43" Overall Width: 20½" Overall Depth: 26" Seat Height: 29" Seat Width: 16" Seat Depth: 17" Seat to Footrest: 15½"						1269
 4-Leg Base 29" Seat Height Seat: Upholstered Back: Aluminum	CLRA-42S29	21	Overall Height: 43" Overall Width: 20½" Overall Depth: 26" Seat Height: 29" Seat Width: 16" Seat Depth: 17" Seat to Footrest: 15½"	1155	1233	1310	1388	1466	

38" - 42" table heights are recommended for use with 29" stool

Stacking
Refer to page 54.

COM Yardage
Refer to page 57.

Finish Options	Price
Chrome	\$ 165
Nickel.....	\$ 223
Powder Coat - Standard.....	n/c
Powder Coat - Premium.....	\$ 165

Frame Options	Code	Price
Hard Surface Glides - Nylon (set of 4).....	GLD32	\$ 23
Hard Surface Glides - Felt (set of 4).....	GLD33	\$ 23







Accessories	Code	Price
Chair Link - Companion.....	ACLCO	\$ 35

Custom Charges		
Powder Coat Alternative (per color)	OPA	call
Stain Finish Match (per finish).....	OSM	\$ 957

CompanionRadius Back Stool - 24"
Arms**VERSTEEL****Questions?**

800 876 2120

material / fabric grade >

	Description	Model#	Product Wt	Dimensions		2/COM	3	4	5	6	Wood
	4-Leg Base 24" Seat Height Seat: Upholstered Back: Upholstered Armcaps: None	CLARA-01S24	22	Overall Height: 38" Overall Width: 21½" Overall Depth: 26" Arm Height: 31"	Seat Height: 24" Seat Width: 17" Seat Depth: 18" Between Arms: 19½" Seat to Footrest: 15½"	1088	1183	1278	1374	1472	
	4-Leg Base 24" Seat Height Seat: Upholstered Back: Upholstered Armcaps: Upholstered	CLARA-02S24	22	Overall Height: 38" Overall Width: 23" Overall Depth: 26" Arm Height: 32"	Seat Height: 24" Seat Width: 17" Seat Depth: 18" Between Arms: 19½" Seat to Footrest: 15½"	1205	1322	1439	1553	1669	
	4-Leg Base 24" Seat Height Seat: Upholstered Back: Upholstered Armcaps: Wood	CLARA-03S24	22	Overall Height: 38" Overall Width: 23" Overall Depth: 26" Arm Height: 32"	Seat Height: 24" Seat Width: 17" Seat Depth: 18" Between Arms: 19½" Seat to Footrest: 15½"	1321	1417	1513	1609	1703	
	4-Leg Base 24" Seat Height Seat: Upholstered Back: Wood Armcaps: None	CLARA-04S24	22	Overall Height: 38" Overall Width: 21½" Overall Depth: 26" Arm Height: 31"	Seat Height: 24" Seat Width: 17" Seat Depth: 18" Between Arms: 19½" Seat to Footrest: 15½"	1205	1280	1361	1439	1515	
	4-Leg Base 24" Seat Height Seat: Upholstered Back: Wood Armcaps: Upholstered	CLARA-05S24	22	Overall Height: 38" Overall Width: 23" Overall Depth: 26" Arm Height: 32"	Seat Height: 24" Seat Width: 17" Seat Depth: 18" Between Arms: 19½" Seat to Footrest: 15½"	1323	1419	1515	1612	1707	
	4-Leg Base 24" Seat Height Seat: Upholstered Back: Wood Armcaps: Wood	CLARA-06S24	22	Overall Height: 38" Overall Width: 23" Overall Depth: 26" Arm Height: 32"	Seat Height: 24" Seat Width: 17" Seat Depth: 18" Between Arms: 19½" Seat to Footrest: 15½"	1439	1515	1592	1669	1747	

33" - 38" table heights
are recommended for
use with 24" stool

Stacking

Refer to page 54.





COM Yardage

Refer to page 57.

To Order, Specify...

- 1 Model Number
- 2 Frame Color
- 3 Wood Finish
- 4 Upholstery Selection
- 5 Urethane Armcap Color
- 6 Frame Options



Description	Model#	Product Wt	Dimensions	material / fabric grade >						
				2/COM	3	4	5	6	Wood	
 <p>4-Leg Base 24" Seat Height Seat: Wood Back: Wood Armcaps: None</p>	CLARA-07S24	22	Overall Height: 38" Overall Width: 21½" Overall Depth: 26" Arm Height: 31"	Seat Height: 24" Seat Width: 17" Seat Depth: 18" Between Arms: 19½" Seat to Footrest: 15½"						1341
 <p>4-Leg Base 24" Seat Height Seat: Wood Back: Wood Armcaps: Wood</p>	CLARA-08S24	22	Overall Height: 38" Overall Width: 23" Overall Depth: 26" Arm Height: 32"	Seat Height: 24" Seat Width: 17" Seat Depth: 18" Between Arms: 19½" Seat to Footrest: 15½"						1573
 <p>4-Leg Base 24" Seat Height Seat: Upholstered Back: Upholstered Armcaps: Urethane</p>	CLARA-09S24	22	Overall Height: 38" Overall Width: 23" Overall Depth: 26" Arm Height: 32"	Seat Height: 24" Seat Width: 17" Seat Depth: 18" Between Arms: 19½" Seat to Footrest: 15½"	1205	1322	1439	1553	1669	
 <p>4-Leg Base 24" Seat Height Seat: Upholstered Back: Wood Armcaps: Urethane</p>	CLARA-10S24	22	Overall Height: 38" Overall Width: 23" Overall Depth: 26" Arm Height: 32"	Seat Height: 24" Seat Width: 17" Seat Depth: 18" Between Arms: 19½" Seat to Footrest: 15½"	1323	1419	1515	1612	1707	

33" - 38" table heights are recommended for use with 24" stool

Stacking
Refer to page 54.

COM Yardage
Refer to page 57.

Finish Options	Price
Chrome	\$ 165
Nickel.....	\$ 223
Powder Coat - Standard.....	n/c
Powder Coat - Premium.....	\$ 165

Frame Options	Code	Price
Hard Surface Glides - Nylon (set of 4).....	GLD32	\$ 23
Hard Surface Glides - Felt (set of 4).....	GLD33	\$ 23

Accessories	Code	Price
Chair Link - Companion.....	ACLCO	\$ 35

Custom Charges		
Powder Coat Alternative (per color)	OPA	call
Stain Finish Match (per finish).....	OSM	\$ 957







Companion

Radius Back Stool - 29"
Arms

VERSTEEL

Questions?

800 876 2120

				material / fabric grade >		2/COM	3	4	5	6	Wood
Description	Model#	Product Wt	Dimensions								
	4-Leg Base 29" Seat Height Seat: Upholstered Back: Upholstered Armcaps: None	CLARA-01S29	23	Overall Height: 43" Overall Width: 21½" Overall Depth: 26" Arm Height: 36"	Seat Height: 29" Seat Width: 17" Seat Depth: 18" Between Arms: 19½" Seat to Footrest: 15½"	1088	1183	1278	1374	1472	
	4-Leg Base 29" Seat Height Seat: Upholstered Back: Upholstered Armcaps: Upholstered	CLARA-02S29	23	Overall Height: 43" Overall Width: 23" Overall Depth: 26" Arm Height: 37"	Seat Height: 29" Seat Width: 17" Seat Depth: 18" Between Arms: 19½" Seat to Footrest: 15½"	1205	1322	1439	1553	1669	
	4-Leg Base 29" Seat Height Seat: Upholstered Back: Upholstered Armcaps: Wood	CLARA-03S29	23	Overall Height: 43" Overall Width: 23" Overall Depth: 26" Arm Height: 37"	Seat Height: 29" Seat Width: 17" Seat Depth: 18" Between Arms: 19½" Seat to Footrest: 15½"	1321	1417	1513	1609	1703	
	4-Leg Base 29" Seat Height Seat: Upholstered Back: Wood Armcaps: None	CLARA-04S29	23	Overall Height: 43" Overall Width: 21½" Overall Depth: 26" Arm Height: 36"	Seat Height: 29" Seat Width: 17" Seat Depth: 18" Between Arms: 19½" Seat to Footrest: 15½"	1205	1280	1361	1439	1515	
	4-Leg Base 29" Seat Height Seat: Upholstered Back: Wood Armcaps: Upholstered	CLARA-05S29	23	Overall Height: 43" Overall Width: 23" Overall Depth: 26" Arm Height: 37"	Seat Height: 29" Seat Width: 17" Seat Depth: 18" Between Arms: 19½" Seat to Footrest: 15½"	1323	1419	1515	1612	1707	
	4-Leg Base 29" Seat Height Seat: Upholstered Back: Wood Armcaps: Wood	CLARA-06S29	23	Overall Height: 43" Overall Width: 23" Overall Depth: 26" Arm Height: 37"	Seat Height: 29" Seat Width: 17" Seat Depth: 18" Between Arms: 19½" Seat to Footrest: 15½"	1439	1515	1592	1669	1747	

38" - 42" table heights
are recommended for
use with 29" stool

Stacking

Refer to page 54.





COM Yardage

Refer to page 57.

To Order, Specify...

- 1 Model Number
- 2 Frame Color
- 3 Wood Finish
- 4 Upholstery Selection
- 5 Urethane Armcap Color
- 6 Frame Options



Description	Model#	Product Wt	Dimensions	material / fabric grade >						
				2/COM	3	4	5	6	Wood	
 <p>4-Leg Base 29" Seat Height Seat: Wood Back: Wood Armcaps: None</p>	CLARA-07S29	23	Overall Height: 43" Overall Width: 21½" Overall Depth: 26" Arm Height: 36"	Seat Height: 29" Seat Width: 17" Seat Depth: 18" Between Arms: 19½" Seat to Footrest: 15½"						1341
 <p>4-Leg Base 29" Seat Height Seat: Wood Back: Wood Armcaps: Wood</p>	CLARA-08S29	23	Overall Height: 43" Overall Width: 23" Overall Depth: 26" Arm Height: 37"	Seat Height: 29" Seat Width: 17" Seat Depth: 18" Between Arms: 19½" Seat to Footrest: 15½"						1573
 <p>4-Leg Base 29" Seat Height Seat: Upholstered Back: Upholstered Armcaps: Urethane</p>	CLARA-09S29	23	Overall Height: 43" Overall Width: 23" Overall Depth: 26" Arm Height: 37"	Seat Height: 29" Seat Width: 17" Seat Depth: 18" Between Arms: 19½" Seat to Footrest: 15½"	1205	1322	1439	1553	1669	
 <p>4-Leg Base 29" Seat Height Seat: Upholstered Back: Wood Armcaps: Urethane</p>	CLARA-10S29	23	Overall Height: 43" Overall Width: 23" Overall Depth: 26" Arm Height: 37"	Seat Height: 29" Seat Width: 17" Seat Depth: 18" Between Arms: 19½" Seat to Footrest: 15½"	1323	1419	1515	1612	1707	

38" - 42" table heights are recommended for use with 29" stool

Stacking
Refer to page 54.

COM Yardage
Refer to page 57.

Finish Options	Price
Chrome	\$ 165
Nickel.....	\$ 223
Powder Coat - Standard.....	n/c
Powder Coat - Premium.....	\$ 165

Frame Options	Code	Price
Hard Surface Glides - Nylon (set of 4).....	GLD32	\$ 23
Hard Surface Glides - Felt (set of 4).....	GLD33	\$ 23

Accessories	Code	Price
Chair Link - Companion.....	ACLCO	\$ 35

Custom Charges		
Powder Coat Alternative (per color)	OPA	call
Stain Finish Match (per finish).....	OSM	\$ 957







Companion X

Radius Back Chair
Arms


VERSTEEL
Questions?

800 876 2120

material / fabric grade >

	Description	Model#	Product Wt	Dimensions	2/COM	3	4	5	6	Wood
	4-Leg Base Arms 26" Wide Seat: Upholstered Back: Upholstered Armcaps: Upholstered	CLARA-02X26	35	Overall Height: 31½" Overall Width: 30¼" Overall Depth: 22½" Arm Height: 26"	Seat Height: 17" Seat Width: 24½" Seat Depth: 18" Between Arms: 26¾"	1997	2194	2382	2581	2772
	4-Leg Base Arms 30" Wide Seat: Upholstered Back: Upholstered Armcaps: Upholstered	CLARA-02X30	42	Overall Height: 31½" Overall Width: 33¼" Overall Depth: 22½" Arm Height: 26"	Seat Height: 17" Seat Width: 26¾" Seat Depth: 18" Between Arms: 30"	2050	2244	2436	2633	2823
	4-Leg Base Arms 42" Wide Seat: Upholstered Back: Upholstered Armcaps: Upholstered	CLARA-02X42	55	Overall Height: 31½" Overall Width: 45¼" Overall Depth: 22½" Arm Height: 26"	Seat Height: 17" Seat Width: 38¾" Seat Depth: 18" Between Arms: 42"	2102	2294	2489	2685	2877
	4-Leg Base Arms 26" Wide Seat: Upholstered Back: Upholstered Armcaps: Urethane	CLARA-09X26	35	Overall Height: 31½" Overall Width: 30¼" Overall Depth: 22½" Arm Height: 26"	Seat Height: 17" Seat Width: 24½" Seat Depth: 18" Between Arms: 26¾"	1997	2194	2382	2581	2772
	4-Leg Base Arms 30" Wide Seat: Upholstered Back: Upholstered Armcaps: Urethane	CLARA-09X30	42	Overall Height: 31½" Overall Width: 33¼" Overall Depth: 22½" Arm Height: 26"	Seat Height: 17" Seat Width: 26¾" Seat Depth: 18" Between Arms: 30"	2050	2244	2436	2633	2823
	4-Leg Base Arms 42" Wide Seat: Upholstered Back: Upholstered Armcaps: Urethane	CLARA-09X42	55	Overall Height: 31½" Overall Width: 45¼" Overall Depth: 22½" Arm Height: 26"	Seat Height: 17" Seat Width: 38¾" Seat Depth: 18" Between Arms: 42"	2102	2294	2489	2685	2877

COM Yardage
Refer to page 57.

To Order, Specify...

- 1 Model Number
- 2 Frame Color
- 3 Upholstery Selection
- 4 Urethane Armcap Color
- 5 Frame Options

Finish Options	Price
Chrome	\$ 327
Nickel.....	\$ 388
Powder Coat - Standard.....	n/c
Powder Coat - Premium.....	\$ 165

Custom Charges	Code	Price
Powder Coat Alternative (per color)	OPA	call

Companion

Flared Back Chair
Armless


VERSTEEL
Questions?

800 876 2120

Quickship Program Product

material / fabric grade >

	Description	Model#	Product Wt	Dimensions	2/COM	3	4	5	6	Wood or Alum.
	4-Leg Base Armless Seat: Upholstered Back: Upholstered	CLFL-01	19	Overall Height: 31½" Overall Width: 20½" Overall Depth: 22½" Seat Height: 18" Seat Width: 16" Seat Depth: 17"	760	854	951	1046	1144	
	4-Leg Base Armless Seat: Upholstered Back: Wood	CLFL-04	19	Overall Height: 31½" Overall Width: 20½" Overall Depth: 22½" Seat Height: 18" Seat Width: 16" Seat Depth: 17"	878	953	1032	1108	1185	
	4-Leg Base Armless Seat: Wood Back: Wood	CLFL-07	19	Overall Height: 31½" Overall Width: 20½" Overall Depth: 22½" Seat Height: 18" Seat Width: 16" Seat Depth: 17"						1011
	4-Leg Base Armless Seat: Aluminum Back: Aluminum	CLFL-41	19	Overall Height: 31½" Overall Width: 20½" Overall Depth: 22½" Seat Height: 18" Seat Width: 16" Seat Depth: 17"						967
	4-Leg Base Armless Seat: Upholstered Back: Aluminum	CLFL-42	19	Overall Height: 31½" Overall Width: 20½" Overall Depth: 22½" Seat Height: 18" Seat Width: 16" Seat Depth: 17"	878	953	1032	1108	1185	

Stacking

Refer to page 54.




COM Yardage

Refer to page 57.

To Order, Specify...

- 1 Model Number
- 2 Frame Color
- 3 Wood Finish or Aluminum Color
- 4 Upholstery Selection
- 5 Frame Options



				material / fabric grade >		2/COM	3	4	5	6	Wood
Description	Model#	Product Wt	Dimensions								
 4-Leg Base Armless Seat: Upholstered Back: Upholstered	CLFL-01Y	12	Overall Height: 25" Overall Width: 18 3/4" Overall Depth: 17 1/2"	Seat Height: 14 1/4" Seat Width: 14" Seat Depth: 14 1/2"		609	705	797	894	992	
 4-Leg Base Armless Seat: Upholstered Back: Wood	CLFL-04Y	12	Overall Height: 25" Overall Width: 18 3/4" Overall Depth: 17 1/2"	Seat Height: 14 1/4" Seat Width: 14" Seat Depth: 14 1/2"		705	784	861	935	1012	
 4-Leg Base Armless Seat: Wood Back: Wood	CLFL-07Y	12	Overall Height: 25" Overall Width: 18 3/4" Overall Depth: 17 1/2"	Seat Height: 14 1/4" Seat Width: 14" Seat Depth: 14 1/2"							811

22" - 24" table heights are recommended for use with youth seating

Stacking
Refer to page 54.

COM Yardage
Refer to page 57.

Finish Options	Price
Chrome	\$ 165
Nickel.....	\$ 223
Powder Coat - Standard.....	n/c
Powder Coat - Premium.....	\$ 165

Frame Options	Code	Price
Hard Surface Glides - Nylon (set of 4).....	GLD32	\$ 23
Hard Surface Glides - Felt (set of 4).....	GLD33	\$ 23
Casters - Single Wheel Soft Wheel (set of 4).....	CAS33	\$ 191
Casters - Dual Wheel Black Nylon		
Hard Wheel (set of 4).....	CAS54	\$ 171
Casters - Dual Wheel Black Nylon		
Soft Wheel (set of 4).....	CAS56	\$ 171
Casters Not Available on Companion Youth Models		

Accessories	Code	Price
Chair Trolley - Companion.....	ACTCO	\$ 717
Chair Trolley - Companion Youth	ACTCOY	\$ 717
Chair Link - Companion.....	ACLCO	\$ 35
Not Available on Companion Youth Models		

Custom Charges		
Powder Coat Alternative (per color)	OPA	call
Stain Finish Match (per finish).....	OSM	\$ 957

Companion

Flared Back Chair Arms


VERSTEEL
Questions?

800 876 2120

Quickship Program Product

Description	Model#	Product Wt	Dimensions	material / fabric grade >	2/COM	3	4	5	6	Wood
4-Leg Base Arms Seat: Upholstered Back: Upholstered Armcaps: None	CLAFI-01	20	Overall Height: 32" Overall Width: 21 3/4" Overall Depth: 21 3/4"	Seat Height: 18" Seat Width: 17" Seat Depth: 18" Between Arms: 19 1/2" Arm Height: 25"	834	928	1025	1121	1216	
4-Leg Base Arms Seat: Upholstered Back: Upholstered Arms: Upholstered	CLAFI-02	20	Overall Height: 32" Overall Width: 23" Overall Depth: 21 3/4"	Seat Height: 18" Seat Width: 17" Seat Depth: 18" Between Arms: 19 1/2" Arm Height: 26"	951	1065	1183	1299	1417	
4-Leg Base Arms Seat: Upholstered Back: Upholstered Armcaps: Wood	CLAFI-03	20	Overall Height: 32" Overall Width: 23" Overall Depth: 21 3/4"	Seat Height: 18" Seat Width: 17" Seat Depth: 18" Between Arms: 19 1/2" Arm Height: 26"	1064	1158	1256	1351	1451	
4-Leg Base Arms Seat: Upholstered Back: Wood Armcaps: None	CLAFI-04	20	Overall Height: 32" Overall Width: 21 3/4" Overall Depth: 21 3/4"	Seat Height: 18" Seat Width: 17" Seat Depth: 18" Between Arms: 19 1/2" Arm Height: 25"	951	1028	1105	1183	1261	
4-Leg Base Arms Seat: Upholstered Back: Wood Armcaps: Upholstered	CLAFI-05	20	Overall Height: 32" Overall Width: 23" Overall Depth: 21 3/4"	Seat Height: 18" Seat Width: 17" Seat Depth: 18" Between Arms: 19 1/2" Arm Height: 26"	1070	1160	1261	1358	1454	
4-Leg Base Arms Seat: Upholstered Back: Wood Armcaps: Wood	CLAFI-06	20	Overall Height: 32" Overall Width: 23" Overall Depth: 21 3/4"	Seat Height: 18" Seat Width: 17" Seat Depth: 18" Between Arms: 19 1/2" Arm Height: 26"	1183	1261	1340	1417	1492	
4-Leg Base Arms Seat: Wood Back: Wood Armcaps: None	CLAFI-07	20	Overall Height: 32" Overall Width: 21 3/4" Overall Depth: 21 3/4"	Seat Height: 18" Seat Width: 17" Seat Depth: 18" Between Arms: 19 1/2" Arm Height: 25"					1087	
4-Leg Base Arms Seat: Wood Back: Wood Armcaps: Wood	CLAFI-08	20	Overall Height: 32" Overall Width: 23" Overall Depth: 21 3/4"	Seat Height: 18" Seat Width: 17" Seat Depth: 18" Between Arms: 19 1/2" Arm Height: 26"					1319	

Stacking

Refer to page 54.

COM Yardage



Refer to page 57.

To Order, Specify...

- 1 Model Number
- 2 Frame Color
- 3 Wood Finish
- 4 Upholstery Selection
- 5 Urethane Armcap Color
- 6 Frame Options



QS Quickship Program Product

				material / fabric grade >		2/COM	3	4	5	6	Wood
Description	Model#	Product Wt	Dimensions								
 4-Leg Base Arms Seat: Upholstered Back: Upholstered Armcaps: Urethane	CLAFL-09	QS 20	Overall Height: 32" Overall Width: 23" Overall Depth: 21 3/4"	Seat Height: 18" Seat Width: 17" Seat Depth: 18" Between Arms: 19 1/2" Arm Height: 26"		951	1065	1183	1299	1417	
 4-Leg Base Arms Seat: Upholstered Back: Wood Armcaps: Urethane	CLAFL-10	QS 20	Overall Height: 32" Overall Width: 23" Overall Depth: 21 3/4"	Seat Height: 18" Seat Width: 17" Seat Depth: 18" Between Arms: 19 1/2" Arm Height: 26"		1070	1160	1261	1358	1454	

Stacking
Refer to page 54.

COM Yardage
Refer to page 57.

Finish Options	Price
Chrome	\$ 165
Nickel.....	\$ 223
Powder Coat - Standard.....	n/c
Powder Coat - Premium.....	\$ 165

Frame Options	Code	Price
Hard Surface Glides - Nylon (set of 4).....	GLD32	\$ 23
Hard Surface Glides - Felt (set of 4).....	GLD33	\$ 23
Casters - Single Wheel Soft Wheel (set of 4).....	CAS33	\$ 191
Casters - Dual Wheel Black Nylon		
Hard Wheel (set of 4).....	CAS54	\$ 171
Casters - Dual Wheel Black Nylon		
Soft Wheel (set of 4).....	CAS56	\$ 171

Accessories	Code	Price
Chair Trolley - Companion.....	ACTCO	\$ 717
Chair Link - Companion.....	ACLCO	\$ 35

Custom Charges		
Powder Coat Alternative (per color)	OPA	call
Stain Finish Match (per finish).....	OSM	\$ 957

Companion







Flared Back Chair
Flip-Up Tablet Arm



VERSTEEL

Questions?

800 876 2120

				material / fabric grade >		2/COM	3	4	5	6	Wood
Description	Model#	Product Wt	Dimensions								
	4-Leg Base Tablet Arm Right Seat: Upholstered Back: Upholstered	CLFL-01TBR	22	Overall Height: 32" Overall Width: 23" Overall Depth: 30"	Seat Height: 18" Seat Width: 17" Seat Depth: 18" Arm Height: 26"	999	1096	1190	1290	1382	
	4-Leg Base Tablet Arm Right Seat: Upholstered Back: Wood	CLFL-04TBR	22	Overall Height: 32" Overall Width: 23" Overall Depth: 30"	Seat Height: 18" Seat Width: 17" Seat Depth: 18" Arm Height: 26"	1118	1195	1271	1349	1427	
	4-Leg Base Tablet Arm Right Seat: Wood Back: Wood	CLFL-07TBR	22	Overall Height: 32" Overall Width: 23" Overall Depth: 30"	Seat Height: 18" Seat Width: 17" Seat Depth: 18" Arm Height: 26"						1252
	4-Leg Base Tablet Arm Left Seat: Upholstered Back: Wood Armcaps: None	CLFL-01TBL	22	Overall Height: 32" Overall Width: 23" Overall Depth: 30"	Seat Height: 18" Seat Width: 17" Seat Depth: 18" Arm Height: 26"	999	1096	1190	1290	1382	
	4-Leg Base Tablet Arm Left Seat: Upholstered Back: Wood Armcaps: Upholstered	CLFL-04TBL	22	Overall Height: 32" Overall Width: 23" Overall Depth: 30"	Seat Height: 18" Seat Width: 17" Seat Depth: 18" Arm Height: 26"	1118	1195	1271	1349	1427	
	4-Leg Base Tablet Arm Left Seat: Upholstered Back: Wood Armcaps: Wood	CLFL-07TBL	22	Overall Height: 32" Overall Width: 23" Overall Depth: 30"	Seat Height: 18" Seat Width: 17" Seat Depth: 18" Arm Height: 26"						1252

Tablet Dimensions

13" d x 13½" w x ¾" thick

Tablet is available in black only.

Tablet Material

¾" Black Thermofoil with a Black Thermofoil edge.

Stacking

Refer to page 54.

COM Yardage

Refer to page 57.

To Order, Specify...

- 1 Model Number
- 2 Frame Color
- 3 Wood Finish
- 4 Upholstery Selection
- 5 Frame Options



						material / fabric grade >					
Description		Model#	Product Wt	Dimensions		2/COM	3	4	5	6	Wood
	4-Leg Base Tablet Arm Right Seat: Upholstered Back: Upholstered	CLFL-01RTBR	22	Overall Height: 32 $\frac{3}{8}$ " Overall Width: 24 $\frac{1}{2}$ " Overall Depth: 32 $\frac{1}{2}$ "	Seat Height: 18" Seat Width: 17" Seat Depth: 18" Arm Height: 26"	1225	1321	1417	1513	1609	
	4-Leg Base Tablet Arm Right Seat: Upholstered Back: Wood	CLFL-04RTBR	22	Overall Height: 32 $\frac{3}{8}$ " Overall Width: 24 $\frac{1}{2}$ " Overall Depth: 32 $\frac{1}{2}$ "	Seat Height: 18" Seat Width: 17" Seat Depth: 18" Arm Height: 26"	1344	1419	1499	1576	1652	
	4-Leg Base Tablet Arm Right Seat: Wood Back: Wood	CLFL-07RTBR	22	Overall Height: 32 $\frac{3}{8}$ " Overall Width: 24 $\frac{1}{2}$ " Overall Depth: 32 $\frac{1}{2}$ "	Seat Height: 18" Seat Width: 17" Seat Depth: 18" Arm Height: 26"						1476
	4-Leg Base Tablet Arm Left Seat: Upholstered Back: Upholstered	CLFL-01RTBL	22	Overall Height: 32 $\frac{3}{8}$ " Overall Width: 24 $\frac{1}{2}$ " Overall Depth: 32 $\frac{1}{2}$ "	Seat Height: 18" Seat Width: 17" Seat Depth: 18" Arm Height: 26"	1225	1321	1417	1513	1609	
	4-Leg Base Tablet Arm Left Seat: Upholstered Back: Wood	CLFL-04RTBL	22	Overall Height: 32 $\frac{3}{8}$ " Overall Width: 24 $\frac{1}{2}$ " Overall Depth: 32 $\frac{1}{2}$ "	Seat Height: 18" Seat Width: 17" Seat Depth: 18" Arm Height: 26"	1344	1419	1499	1576	1652	
	4-Leg Base Tablet Arm Left Seat: Wood Back: Wood	CLFL-07RTBL	22	Overall Height: 32 $\frac{3}{8}$ " Overall Width: 24 $\frac{1}{2}$ " Overall Depth: 32 $\frac{1}{2}$ "	Seat Height: 18" Seat Width: 17" Seat Depth: 18" Arm Height: 26"						1476

Tablet Dimensions
15" d x 18 $\frac{3}{4}$ " w x $\frac{3}{4}$ " thick

Tablet is available in black only.

Tablet Material
 $\frac{3}{4}$ " Black Thermofoil with a Black Thermofoil edge.

Stacking
Refer to page 54.

COM Yardage
Refer to page 57.

Finish Options	Price
Chrome	\$ 165
Nickel	\$ 223
Powder Coat - Standard	n/c
Powder Coat - Premium	\$ 165

Frame Options	Code	Price
Hard Surface Glides - Nylon (set of 4)	GLD32	\$ 23
Hard Surface Glides - Felt (set of 4)	GLD33	\$ 23
Casters - Single Wheel Soft Wheel (set of 4)	CAS33	\$ 191
Casters - Dual Wheel Black Nylon		
Hard Wheel (set of 4)	CAS54	\$ 171
Casters - Dual Wheel Black Nylon		
Soft Wheel (set of 4)	CAS56	\$ 171

Custom Charges	Code	Price
Powder Coat Alternative (per color)	OPA	call
Stain Finish Match (per finish)	OSM	\$ 957






Companion

Flared Back Stool - 24"
Armless

**VERSTEEL****Questions?**

800 876 2120

material / fabric grade >

	Description	Model#	Product Wt	Dimensions		2/COM	3	4	5	6	Wood or Alum.
	4-Leg Base Armless 24" Seat Height Seat: Upholstered Back: Upholstered	CLFL-01S24	20	Overall Height: 38" Overall Width: 20½" Overall Depth: 26" Seat Height: 24" Seat Width: 16" Seat Depth: 17" Seat to Footrest: 15½"		1039	1134	1232	1326	1422	
	4-Leg Base Armless 24" Seat Height Seat: Upholstered Back: Wood	CLFL-04S24	20	Overall Height: 31½" Overall Width: 20½" Overall Depth: 22½" Seat Height: 18" Seat Width: 16" Seat Depth: 17" Seat to Footrest: 15½"		1155	1233	1310	1388	1466	
	4-Leg Base Armless 24" Seat Height Seat: Wood Back: Wood	CLFL-07S24	20	Overall Height: 31½" Overall Width: 20½" Overall Depth: 22½" Seat Height: 18" Seat Width: 16" Seat Depth: 17" Seat to Footrest: 15½"							1295
	4-Leg Base Armless 24" Seat Height Seat: Aluminum Back: Aluminum	CLFL-41S24	20	Overall Height: 31½" Overall Width: 20½" Overall Depth: 22½" Seat Height: 18" Seat Width: 16" Seat Depth: 17" Seat to Footrest: 15½"							1269
	4-Leg Base Armless 24" Seat Height Seat: Upholstered Back: Aluminum	CLFL-42S24	20	Overall Height: 31½" Overall Width: 20½" Overall Depth: 22½" Seat Height: 18" Seat Width: 16" Seat Depth: 17" Seat to Footrest: 15½"		1155	1233	1310	1388	1466	

33" - 38" table heights
are recommended for
use with 24" stool

Stacking

Refer to page 54.






COM Yardage

Refer to page 57.

To Order, Specify...

- ① Model Number
- ② Frame Color
- ③ Wood Finish or Aluminum Color
- ④ Upholstery Selection
- ⑤ Frame Options



Description	Model#	Product Wt	Dimensions	material / fabric grade >					
				2/COM	3	4	5	6	Wood or Alum.
 4-Leg Base Armless 29" Seat Height Seat: Upholstered Back: Upholstered	CLFL-01S29	21	Overall Height: 43" Overall Width: 20½" Overall Depth: 26" Seat Height: 29" Seat Width: 16" Seat Depth: 17" Seat to Footrest: 15½"	1039	1134	1232	1326	1422	
 4-Leg Base Armless 29" Seat Height Seat: Upholstered Back: Wood	CLFL-04S29	21	Overall Height: 43" Overall Width: 20½" Overall Depth: 26" Seat Height: 29" Seat Width: 16" Seat Depth: 17" Seat to Footrest: 15½"	1155	1233	1310	1388	1466	
 4-Leg Base Armless 29" Seat Height Seat: Wood Back: Wood	CLFL-07S29	21	Overall Height: 43" Overall Width: 20½" Overall Depth: 26" Seat Height: 29" Seat Width: 16" Seat Depth: 17" Seat to Footrest: 15½"						1295
 4-Leg Base Armless 29" Seat Height Seat: Aluminum Back: Aluminum	CLFL-41S29	21	Overall Height: 43" Overall Width: 20½" Overall Depth: 26" Seat Height: 29" Seat Width: 16" Seat Depth: 17" Seat to Footrest: 15½"						1269
 4-Leg Base Armless 29" Seat Height Seat: Upholstered Back: Aluminum	CLFL-42S29	21	Overall Height: 43" Overall Width: 20½" Overall Depth: 26" Seat Height: 29" Seat Width: 16" Seat Depth: 17" Seat to Footrest: 15½"	1155	1233	1310	1388	1466	

38" - 42" table heights are recommended for use with 29" stool

Stacking
Refer to page 54.

COM Yardage
Refer to page 57.

Finish Options	Price
Chrome	\$ 165
Nickel.....	\$ 223
Powder Coat - Standard.....	n/c
Powder Coat - Premium.....	\$ 165

Frame Options	Code	Price
Hard Surface Glides - Nylon (set of 4).....	GLD32	\$ 23
Hard Surface Glides - Felt (set of 4).....	GLD33	\$ 23

Accessories	Code	Price
Chair Link - Companion.....	ACLCO	\$ 35

Custom Charges		
Powder Coat Alternative (per color)	OPA	call
Stain Finish Match (per finish).....	OSM	\$ 957







Companion

Flared Back Stool - 24"
Arms

VERSTEEL

Questions?

800 876 2120

				material / fabric grade >		2/COM	3	4	5	6	Wood
Description	Model#	Product Wt	Dimensions								
	4-Leg Base Arms 24" Seat Height Seat: Upholstered Back: Upholstered Armcaps: None	CLAFL-01S24	22	Overall Height: 38" Overall Width: 21½" Overall Depth: 26" Arm Height: 31"	Seat Height: 24" Seat Width: 17" Seat Depth: 18" Between Arms: 19½" Seat to Footrest: 15½"	1109	1206	1303	1398	1494	
	4-Leg Base Arms 24" Seat Height Seat: Upholstered Back: Upholstered Armcaps: Upholstered	CLAFL-02S24	22	Overall Height: 38" Overall Width: 23" Overall Depth: 26" Arm Height: 32"	Seat Height: 24" Seat Width: 17" Seat Depth: 18" Between Arms: 19½" Seat to Footrest: 15½"	1230	1346	1461	1578	1694	
	4-Leg Base Arms 24" Seat Height Seat: Upholstered Back: Upholstered Armcaps: Wood	CLAFL-03S24	22	Overall Height: 38" Overall Width: 23" Overall Depth: 26" Arm Height: 32"	Seat Height: 24" Seat Width: 17" Seat Depth: 18" Between Arms: 19½" Seat to Footrest: 15½"	1345	1440	1536	1632	1728	
	4-Leg Base Arms 24" Seat Height Seat: Upholstered Back: Wood Armcaps: None	CLAFL-04S24	22	Overall Height: 38" Overall Width: 21½" Overall Depth: 26" Arm Height: 31"	Seat Height: 24" Seat Width: 17" Seat Depth: 18" Between Arms: 19½" Seat to Footrest: 15½"	1230	1306	1385	1461	1539	
	4-Leg Base Arms 24" Seat Height Seat: Upholstered Back: Wood Armcaps: Upholstered	CLAFL-05S24	22	Overall Height: 38" Overall Width: 23" Overall Depth: 26" Arm Height: 32"	Seat Height: 24" Seat Width: 17" Seat Depth: 18" Between Arms: 19½" Seat to Footrest: 15½"	1349	1446	1541	1637	1732	
	4-Leg Base Arms 24" Seat Height Seat: Upholstered Back: Wood Armcaps: Wood	CLAFL-06S24	22	Overall Height: 38" Overall Width: 23" Overall Depth: 26" Arm Height: 32"	Seat Height: 24" Seat Width: 17" Seat Depth: 18" Between Arms: 19½" Seat to Footrest: 15½"	1466	1542	1620	1696	1777	

33" - 38" table heights
are recommended for
use with 24" stool

Stacking

Refer to page 54.

COM Yardage

Refer to page 57.

To Order, Specify...

- 1 Model Number
- 2 Frame Color
- 3 Wood Finish
- 4 Upholstery Selection
- 5 Urethane Armcap Color
- 6 Frame Options



	Description	Model#	Product Wt	Dimensions	material / fabric grade >						
					2/COM	3	4	5	6	Wood	
	4-Leg Base Arms 24" Seat Height Seat: Wood Back: Wood Armcaps: None	CLAFL-07S24	22	Overall Height: 38" Overall Width: 21 1/2" Overall Depth: 26" Arm Height: 31"	Seat Height: 24" Seat Width: 17" Seat Depth: 18" Between Arms: 19 1/2" Seat to Footrest: 15 1/2"						1365
	4-Leg Base Arms 24" Seat Height Seat: Wood Back: Wood Armcaps: Wood	CLAFL-08S24	22	Overall Height: 38" Overall Width: 23" Overall Depth: 26" Arm Height: 32"	Seat Height: 24" Seat Width: 17" Seat Depth: 18" Between Arms: 19 1/2" Seat to Footrest: 15 1/2"						1598
	4-Leg Base Arms 24" Seat Height Seat: Upholstered Back: Upholstered Armcaps: Urethane	CLAFL-09S24	22	Overall Height: 38" Overall Width: 23" Overall Depth: 26" Arm Height: 32"	Seat Height: 24" Seat Width: 17" Seat Depth: 18" Between Arms: 19 1/2" Seat to Footrest: 15 1/2"	1230	1346	1461	1578	1694	
	4-Leg Base Arms 24" Seat Height Seat: Upholstered Back: Wood Armcaps: Urethane	CLAFL-10S24	22	Overall Height: 38" Overall Width: 23" Overall Depth: 26" Arm Height: 32"	Seat Height: 24" Seat Width: 17" Seat Depth: 18" Between Arms: 19 1/2" Seat to Footrest: 15 1/2"	1349	1446	1541	1637	1732	

33" - 38" table heights are recommended for use with 24" stool

Stacking
Refer to page 54.

COM Yardage
Refer to page 57.

Finish Options	Price
Chrome	\$ 165
Nickel.....	\$ 223
Powder Coat - Standard.....	n/c
Powder Coat - Premium.....	\$ 165

Frame Options	Code	Price
Hard Surface Glides - Nylon (set of 4).....	GLD32	\$ 23
Hard Surface Glides - Felt (set of 4).....	GLD33	\$ 23







Accessories	Code	Price
Chair Link - Companion.....	ACLCO	\$ 35

Custom Charges		
Powder Coat Alternative (per color)	OPA	call
Stain Finish Match (per finish).....	OSM	\$ 957

CompanionFlared Back Stool - 29"
Arms**VERSTEEL****Questions?**

800 876 2120

material / fabric grade >

	Description	Model#	Product Wt	Dimensions		2/COM	3	4	5	6	Wood
	4-Leg Base Arms 29" Seat Height Seat: Upholstered Back: Upholstered Armcaps: None	CLAFL-01S29	23	Overall Height: 43" Overall Width: 21½" Overall Depth: 26" Arm Height: 36"	Seat Height: 29" Seat Width: 17" Seat Depth: 18" Between Arms: 19½" Seat to Footrest: 15½"	1109	1206	1303	1398	1494	
	4-Leg Base Arms 29" Seat Height Seat: Upholstered Back: Upholstered Armcaps: Upholstered	CLAFL-02S29	23	Overall Height: 43" Overall Width: 23" Overall Depth: 26" Arm Height: 37"	Seat Height: 29" Seat Width: 17" Seat Depth: 18" Between Arms: 19½" Seat to Footrest: 15½"	1230	1346	1461	1578	1694	
	4-Leg Base Arms 29" Seat Height Seat: Upholstered Back: Upholstered Armcaps: Wood	CLAFL-03S29	23	Overall Height: 43" Overall Width: 23" Overall Depth: 26" Arm Height: 37"	Seat Height: 29" Seat Width: 17" Seat Depth: 18" Between Arms: 19½" Seat to Footrest: 15½"	1345	1440	1536	1632	1728	
	4-Leg Base Arms 29" Seat Height Seat: Upholstered Back: Wood Armcaps: None	CLAFL-04S29	23	Overall Height: 43" Overall Width: 21½" Overall Depth: 26" Arm Height: 36"	Seat Height: 29" Seat Width: 17" Seat Depth: 18" Between Arms: 19½" Seat to Footrest: 15½"	1230	1306	1385	1461	1539	
	4-Leg Base Arms 29" Seat Height Seat: Upholstered Back: Wood Armcaps: Upholstered	CLAFL-05S29	23	Overall Height: 43" Overall Width: 23" Overall Depth: 26" Arm Height: 37"	Seat Height: 29" Seat Width: 17" Seat Depth: 18" Between Arms: 19½" Seat to Footrest: 15½"	1349	1446	1541	1637	1732	
	4-Leg Base Arms 29" Seat Height Seat: Upholstered Back: Wood Armcaps: Wood	CLAFL-06S29	23	Overall Height: 43" Overall Width: 23" Overall Depth: 26" Arm Height: 37"	Seat Height: 29" Seat Width: 17" Seat Depth: 18" Between Arms: 19½" Seat to Footrest: 15½"	1466	1542	1620	1696	1777	

38" - 42" table heights
are recommended for
use with 29" stool

Stacking

Refer to page 54.





COM Yardage

Refer to page 57.

To Order, Specify...

- 1 Model Number
- 2 Frame Color
- 3 Wood Finish
- 4 Upholstery Selection
- 5 Urethane Armcap Color
- 6 Frame Options



Description	Model#	Product Wt	Dimensions	material / fabric grade >						
				2/COM	3	4	5	6	Wood	
 <p>4-Leg Base Arms 29" Seat Height Seat: Wood Back: Wood Armcaps: None</p>	CLAFL-07S29	23	Overall Height: 43" Overall Width: 21½" Overall Depth: 26" Arm Height: 36"	Seat Height: 29" Seat Width: 17" Seat Depth: 18" Between Arms: 19½" Seat to Footrest: 15½"						1365
 <p>4-Leg Base Arms 29" Seat Height Seat: Wood Back: Wood Armcaps: Wood</p>	CLAFL-08S29	23	Overall Height: 43" Overall Width: 23" Overall Depth: 26" Arm Height: 37"	Seat Height: 29" Seat Width: 17" Seat Depth: 18" Between Arms: 19½" Seat to Footrest: 15½"						1598
 <p>4-Leg Base Arms 29" Seat Height Seat: Upholstered Back: Upholstered Armcaps: Urethane</p>	CLAFL-09S29	23	Overall Height: 43" Overall Width: 23" Overall Depth: 26" Arm Height: 37"	Seat Height: 29" Seat Width: 17" Seat Depth: 18" Between Arms: 19½" Seat to Footrest: 15½"	1230	1346	1461	1578	1694	
 <p>4-Leg Base Arms 29" Seat Height Seat: Upholstered Back: Wood Armcaps: Urethane</p>	CLAFL-10S29	23	Overall Height: 43" Overall Width: 23" Overall Depth: 26" Arm Height: 37"	Seat Height: 29" Seat Width: 17" Seat Depth: 18" Between Arms: 19½" Seat to Footrest: 15½"	1349	1446	1541	1637	1732	

38" - 42" table heights are recommended for use with 29" stool

Stacking
Refer to page 54.

COM Yardage
Refer to page 57.

Finish Options	Price
Chrome	\$ 165
Nickel.....	\$ 223
Powder Coat - Standard.....	n/c
Powder Coat - Premium.....	\$ 165

Frame Options	Code	Price
Hard Surface Glides - Nylon (set of 4).....	GLD32	\$ 23
Hard Surface Glides - Felt (set of 4).....	GLD33	\$ 23

Accessories	Code	Price
Chair Link - Companion.....	ACLCO	\$ 35

Custom Charges		
Powder Coat Alternative (per color)	OPA	call
Stain Finish Match (per finish).....	OSM	\$ 957

Companion X

Flared Back Chair
Arms









VERSTEEL

Questions?

800 876 2120

material / fabric grade >

	Description	Model#	Product Wt	Dimensions	2/COM	3	4	5	6	Wood	
	4-Leg Base Arms 26" Wide Seat: Upholstered Back: Upholstered Armcaps: Upholstered	CLAFI-02X26	35	Overall Height: 31½" Overall Width: 30¼" Overall Depth: 22½" Arm Height: 26"	Seat Height: 17" Seat Width: 24½" Seat Depth: 18" Between Arms: 26¾"	2023	2218	2410	2606	2798	
	4-Leg Base Arms 30" Wide Seat: Upholstered Back: Upholstered Armcaps: Upholstered	CLAFI-02X30	42	Overall Height: 31½" Overall Width: 33¼" Overall Depth: 22½" Arm Height: 26"	Seat Height: 17" Seat Width: 26¾" Seat Depth: 18" Between Arms: 30"	2075	2268	2462	2658	2851	
	4-Leg Base Arms 42" Wide Seat: Upholstered Back: Upholstered Armcaps: Upholstered	CLAFI-02X42	55	Overall Height: 31½" Overall Width: 45¼" Overall Depth: 22½" Arm Height: 26"	Seat Height: 17" Seat Width: 38¾" Seat Depth: 18" Between Arms: 42"	2126	2319	2516	2708	2904	
	4-Leg Base Arms 26" Wide Seat: Upholstered Back: Upholstered Armcaps: Urethane	CLAFI-09X26	35	Overall Height: 31½" Overall Width: 30¼" Overall Depth: 22½" Arm Height: 26"	Seat Height: 17" Seat Width: 24½" Seat Depth: 18" Between Arms: 26¾"	2023	2218	2410	2606	2798	
	4-Leg Base Arms 30" Wide Seat: Upholstered Back: Upholstered Armcaps: Urethane	CLAFI-09X30	42	Overall Height: 31½" Overall Width: 33¼" Overall Depth: 22½" Arm Height: 26"	Seat Height: 17" Seat Width: 26¾" Seat Depth: 18" Between Arms: 30"	2075	2268	2462	2658	2851	
	4-Leg Base Arms 42" Wide Seat: Upholstered Back: Upholstered Armcaps: Urethane	CLAFI-09X42	55	Overall Height: 31½" Overall Width: 45¼" Overall Depth: 22½" Arm Height: 26"	Seat Height: 17" Seat Width: 38¾" Seat Depth: 18" Between Arms: 42"	2126	2319	2516	2708	2904	

COM Yardage
Refer to page 57.

To Order, Specify...

- 1 Model Number
- 2 Frame Color
- 3 Upholstery Selection
- 4 Urethane Armcap Color
- 5 Frame Options

Finish Options	Price
Chrome	\$ 327
Nickel.....	\$ 388
Powder Coat - Standard.....	n/c
Powder Coat - Premium.....	\$ 165

Custom Charges	Code	Price
Powder Coat Alternative (per color)	OPA	call

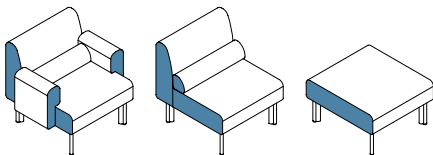


Elly is a modular soft-seating series featuring oversized seats to accommodate multiple sitting styles and body shapes. Linking tables may be added to compliment or complete your configuration. When creating your space don't forget to include the Elly pull up table.

Seating

Seating frames are constructed of laminated plywood with CNC cut joints. The pocket and notch construction is reinforced with corner blocks. High density polyurethane foam with webbing is used for comfort.

Units are standard with a primary and accent fabric. The accent fabric is on the side of the seat and back, the front of the arms and the side of the bolster. The accent fabric is included in the cost of each unit. Contact Customer Service for list pricing if the accent fabric is higher than a grade 6. If an accent fabric isn't desired specify it to be the same as the primary fabric.



Component fastening points are metal to metal for ease of assembly and durability. The Paces style steel legs are welded to a mounting plate. Adjustable nylon glides are standard. All Versteel powder coats, including Chrome and Nickel are available.

Linking Tables

Elly linking tables are available in square, rectangle and half round shapes. Tops are 6 1/2" high and may be specified in laminate or veneer with a self edge. Available in all Versteel powder coats, including Chrome and Nickel, the steel legs are welded to mounting plates. Adjustable nylon glides are standard.

The Elly pull up table is perfect for a cup of coffee, personal electronic device, or anything you might want to keep close at hand. Available with either a laminate or veneer top with a 1/8" PVC or wood edge band the unique top shape is designed for comfort and use. The heavy-duty powder coated steel platform-style base features fixed nylon glides. Chrome and Nickel are not available on the pull up table.

Power/Data

A mini-tap electrical unit may be specified in the seats or tables. See the planning page for additional information.

BIFMA

All Versteel products are constructed to pass the relevant ANSI/BIFMA standards. For more detailed specifications by series and base style, contact Versteel Customer Service at 800.876.2120.

Additional information regarding warranty, terms and conditions, shipping, care and maintenance, etc. can be found in the All Seating price list.

Standard Versteel Upholstery

Standard Versteel Upholstery offers a range of materials, from fabrics in a variety of colors and textures to vinyl for soil resistance. Please refer to Versteel's fabric cards or the "Materials + Finishes" section of our website for reference information.

Grade-In Upholstery

Versteel has coordinated with upholstery manufacturers to simplify your order process. Many of the manufacturers' offerings have been pre-approved for application on Versteel Seating.

Contact Versteel Customer Service with your selected fabric choice to be graded in. They will supply you with the appropriate grade-in designator. On your purchase order, complete the information with the pattern name, color description and grade-in designator, and Versteel will take it from there.

Customer's Own Material

Customer's Own Materials (COM's) are not an issue on Elly. Many COM's are pre-approved for application on Versteel Seating. Call Versteel Customer Service with your COM selection to determine if it has been pre-approved. If your selection has not been pre-approved, reference the "Receiving COM Approval" section below.

Receiving COM Approval

Not all materials are suitable for upholstery on Elly. A 12" X 12" memo sample must be supplied for approval before a COM material is accepted for an order. If the material is directional in pattern or weave, the pattern repeat (in inches) in both directions or the weave direction must be supplied.

Excess COM

Versteel will not store excess COM for more than 30 days after the order has been completed. If excess material is to be returned after order completion, send the request to Versteel Customer Service prior to acknowledge ship date. It is the customer's responsibility to arrange for the return of the material "freight collect."

COM Requiring Application Test

If an application test is required for your selected COM, send test sample material along with the following:

- Name and return address
- Chair model selected
- Sketch showing special requirements for the positioning of the material's pattern on the chair seat and chair back, if special considerations are required.

NOTE ALL UPHOLSTERIES ARE CUT UP THE ROLL TO MAXIMIZE YIELD AND WEAR PERFORMANCE

Ship COM to:

Versteel
2332 Cathy Lane
Jasper, IN 47546

COM must be shipped to the factory with transportation costs "prepaid." If material is considered defective or unusable, it will be returned "transportation collect."

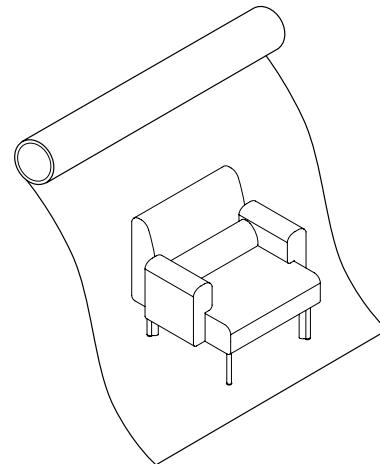
For standard lead time orders, tag fabric with purchase order number and identify with project number if possible.

Application of Directional Fabrics

Due to the upholstering process, some fabrics not considered directional by the supplier may be considered directional by Versteel.

All COM's are cut "up the roll" unless otherwise directed by the customer (see illustration below).

EXAMPLE PATTERN CUT "UP THE ROLL"



If special cutting or upholstery application is required, you must indicate requirement at time of order entry.

Elly COM Yardage Requirements

COM yardage requirements are calculated based on a material width of 54" and a repeat of 2" or less. For material less than 54" wide, contact Versteel for yardage requirements. Use the chart below as a guide to calculate your COM yardage. For quantities greater than 5, contact Versteel Customer Service for calculation of COM yardage by model.

Quantity of Units	1		2		3		4		5	
	Primary	Accent	Primary	Accent	Primary	Accent	Primary	Accent	Primary	Accent
Chair										
EY3229AN	5.5	1.5	10.0	3.0	14.0	4.0	17.0	5.0	21.0	6.0
EY3233AR	5.5	2.5	10.0	4.0	14.0	5.0	17.0	6.0	21.0	7.5
EY3233AL	5.5	2.5	10.0	4.0	14.0	5.0	17.0	6.0	21.0	7.5
EY3237AB	5.5	3.0	10.0	4.5	14.0	5.5	17.0	6.5	21.0	8.0
Two Seat										
EY3258AN	10.0	1.5	16.0	3.0	23.0	4.0	30.0	5.0	38.0	6.0
EY3262AR	10.0	2.5	16.0	4.0	23.0	5.0	30.0	6.0	38.0	7.5
EY3262AL	10.0	2.5	16.0	4.0	23.0	5.0	30.0	6.0	38.0	7.5
EY3266AB	10.0	3.0	16.0	4.5	23.0	5.5	30.0	6.5	38.0	8.0
Three Seat										
EY3287AN	13.5	2.0	24.0	3.5	34.5	4.5	45.0	5.5	62.5	6.5
EY3291AR	13.5	3.0	24.0	4.5	34.5	5.5	45.0	6.5	62.5	8.0
EY3291AL	13.5	3.0	24.0	4.5	34.5	5.5	45.0	6.5	62.5	8.0
EY3295AB	13.5	3.5	24.0	5.0	34.5	6.0	45.0	7.0	62.5	8.5
Bench										
EY3229BE1	2.5	1.0	4.0	1.5	5.0	1.5	6.5	2.0	7.5	2.0
EY3229BE2	4.0	1.5	6.5	2.0	9.0	2.5	11.5	3.0	14.0	4.0
EY3258BE1	5.0	2.0	8.0	3.0	10.0	3.0	13.0	4.0	15.0	4.0
EY3258BE2	8.0	3.0	13.0	4.0	18.0	5.0	23.0	6.0	28.0	8.0
EY3287BE1	7.5	3.0	12.0	4.5	15.0	4.5	19.5	6.0	22.5	6.0
EY3287BE2	12.0	4.5	19.5	6.0	27.0	7.5	34.5	9.0	42.0	12.0
Bolster										
EY0524BS	1.0	0.5	1.5	0.5	2.0	0.5	2.0	0.5	25.0	0.5
EY0526BS	1.5	0.5	2.0	0.5	3.0	0.5	3.5	0.5	40.0	0.5
EY0529BS	1.5	0.5	2.0	0.5	3.0	0.5	3.5	0.5	40.0	0.5

Patterned COM Additional Yardage Guide

Use the guide below to aid in ordering the appropriate COM fabric when needing to match a pattern with a repeat. To use this guide, add the vertical and horizontal repeats together (e.g. a 5" vertical repeat plus an 11" horizontal repeat gives a 16" total). Then find the appropriate entry on the chart, and increase the yardage estimate by the percentage indicated.

For example: The yardage estimate is 8 yards of 54" wide fabric and the pattern has a repeat of 11" horizontal and 5" vertical. Add up the repeats (11" + 5" = 16") and find the appropriate entry - 15% in this example. Fifteen percent more fabric is required to match the pattern. 8 yards plus an extra 15% is 9.2 yards.

Fabric Width	Plain Fabric	3" - 14" Repeat	15" - 19" Repeat	20" - 27" Repeat	28" - 36" Repeat	37" - 45" Repeat	46" - 54" Repeat
54"	0%	10%	15%	20%	25%	30%	35%
50" - 52"	10%	20%	25%	30%	35%	40%	45%

Decorative Patterns

Yardage requirements are greatly affected by the size of the repeat and the print or pattern of the material. Versteel cuts all seating patterns with aesthetic concerns in mind for high quality and consistency. Refer to the COM listing for the yardage required for pattern repeat.

Repeats and Striped Fabrics

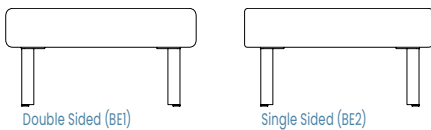
The geometry of curved products prevents repeats and stripes from matching at the seams.

Linking Configurations

One, two and three seat units, benches and tables can be combined to create linking configurations for relaxation and collaboration.

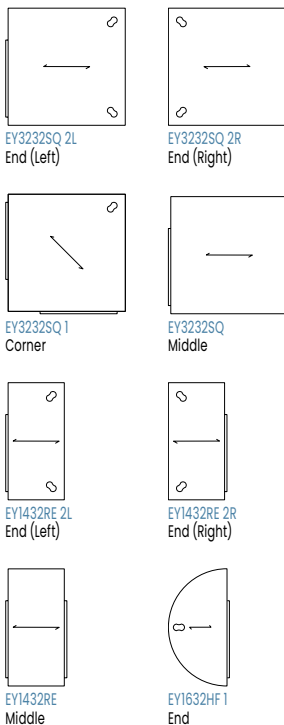
When including a linking table in your configuration keep in mind it will need to link to an armless unit.

Elly offers two styles of backless benches: double sided and single sided. The single sided bench is not finished on the back and is intended for back-to-back application or to be placed against the wall.



Linking Tables

There are three shapes of linking tables: square, rectangle and half round. All three shapes may be specified for the end of the configuration run. The square and rectangle tables may also be specified in the middle of a configuration. The square corner table is the perfect fit for corner applications.



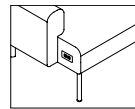
Power

It may be desirable to provide power access to your Elly configuration. The mini-tap is the perfect solution as it provides one outlet and one dual port USB charger. The unit is silver with white outlet trim.

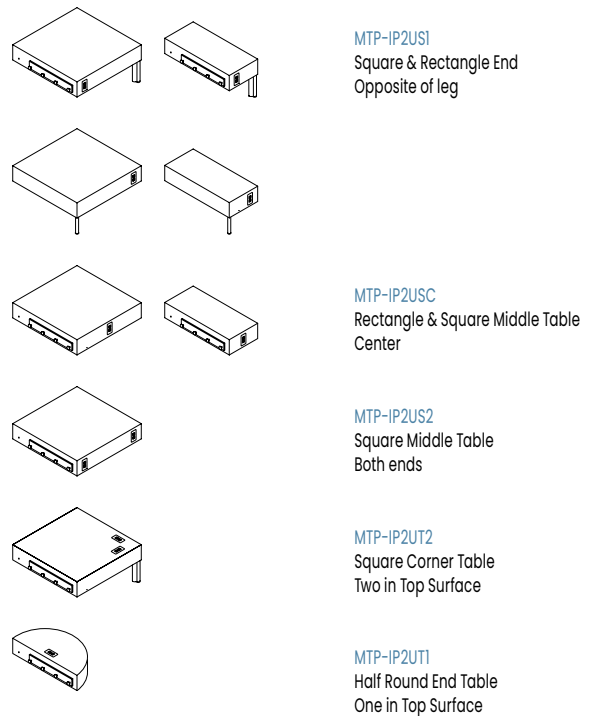
On Elly seating, the mini-tap can be specified on either the lower right or left hand side of the seat cushion.

For linking tables the mini-tap is located opposite the leg on the front of square or rectangle end tables, and is centered on the front of rectangle middle tables. The mini-tap will be in the top surface when specified on corner and half round tables. For square middle tables there are two location options: one mini-tap centered on the front, or two mini-taps on either end of the front. See below for locations

Seating



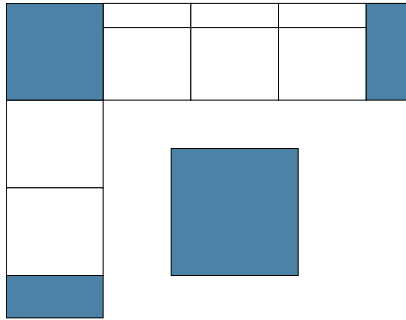
Tables



If you have particular needs that have not been addressed in this price list, please call Versteel Customer Service for answers and recommendations. A drawing of your layout is required for all Elly purchase orders.

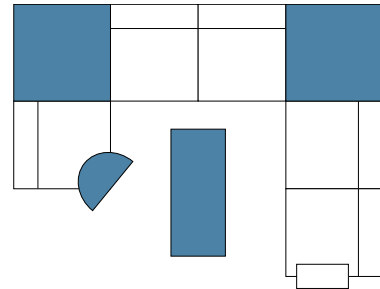
Configuration Examples

Versteel will help with your configuration if you have concerns. Simply call Customer Service and provide the dimensions of your space and the type of configuration you desire. Like any other space planning, it is helpful to know where the power and data sources are, as well as windows, doors, any other obstructions and proposed traffic patterns.




L Configuration

- (1) EY1432RE 2R
- (1) EY3258BEI
- (1) EY3232SQ 1
- (1) EY3287AN
- (1) OCEY16 42SQFX
- (1) EY1432RE 2L




U (Huddle) Configuration

- (1) EY3229AN
- (2) EY3232SQ 1
- (1) EY3258AN
- (1) EY3262AL
- (1) EY1221LT
- (1) OCEY16 18842REFX



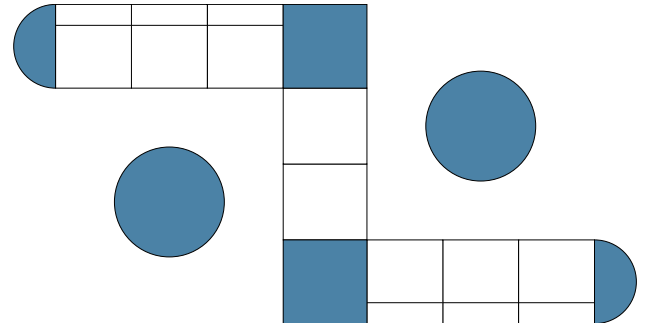
Double-Sided Bench Configuration

- (2) EY3287BE2



In-Line Configuration

- (1) EY3262AR
- (1) EY3232SQ
- (1) EY3262AL



Zig Zag Configuration

- (2) EY1632HF 1
- (2) EY3287AN
- (2) EY3232SQ 1
- (1) EY3258BEI
- (2) OCEY16 42RDFX

To Order, Specify...

- 1 Model Number
- 2 Leg Color
- 3 Primary Upholstery Selection
- 4 Accent Upholstery Selection
- 5 Additional Options

model number

finish selections

additional options

EY3295AB <small>model number</small>	/	PSIL <small>leg color</small>	/	FSL Cadet <small>primary upholstery selection</small>	/	FFM Sapphire <small>accent upholstery selection</small>	/	---- <small>additional options</small>
--	---	---	---	---	---	---	---	--

A **EY3295AB** is an Elly series, three seat with backs and arms.

The codes **PSIL / FSL Cadet / FFM Sapphire** specify Silver legs with Grade 4 Faux Mo Cadet upholstery and Grade 3 Solitaire Sapphire accent fabric.

Model Number EY3295AB



NOTE SAMPLE ORDER DOES NOT MATCH ABOVE IMAGE FABRICS AND FINISHES

Orders may be sent via

Mailing Address
Versteel
2332 Cathy Lane
Jasper, IN 47546

Contact Versteel

Email contact@versteel.com
Phone 800 876 2120
812 634 2120

Powder Coat Finishes

All powder coat finishes in the Versteel offering have been formulated with the use of epoxy, polyester or epoxy and polyester blends to maximize the finish durability.

Powder Coat – Standardn/c
Powder Coat – Premium. \$165 per chair

Elly Powder Coat Colors

Alloy.PALY	MintPMNT
AmethystPAME	NavyPNAV
AnthracitePANT	Nimbus.PNIM
Black Anodized.PBLA	NutmegPNUT
BronzePBRO	◆ PacificPPAC
CalypsoPCAL	PearlPPEA
Carbon.PCAR	PebblePPEB
ChampagnePCHA	Ⓟ PlatinumPPLA
CoconutPCOC	Poppy.PPOP
◆ Copper.PCOP	◆ Raven.PRAV
CrimsonPCRI	RoyalPROY
◆ CrystalPCRY	SeasidePSEA
Daffodil.PDAF	ShipyardsPSHI
Ebony.PEBO	SilverPSIL
Forest.PFOR	SnowPSNO
FossilPFOS	StonePSTO
◆ GarnetPGAR	Storm.PSTM
◆ Gold.PGOL	Terra CottaPTEC
GraphitePGRA	WhisperPWHI
Ⓟ HopePHOP	White LinenPWHL
Kelly GreenPKEG	Powder Coat Alternative .	.OPA
◆ MattePMAT		
Mica.PMIC		

Transparent Powder Coats (indicated by ◆)

Please note that the transparent characteristics of these powders allow all natural welds and textures inherent to raw steel to be visible.

Premium Powder Coats (indicated by Ⓟ)

Versteel’s premium process uses specially formulated powder coats for a truly unique color palette.

Plated

Versteel offers two plated options: Chrome and Nickel. Chrome is our most durable finish available and is a deep luster chrome plated finish. Nickel is a plated finish with a clear coat applied for durability. An upcharge applies for plated finishes. See product pricing pages for upcharge.

Chrome ECHR
Nickel ENKL

Laminate

Versteel’s standard offering of laminates includes over 900 laminates from Formica, Nevamar, Pionite and Wilsonart.

Laminate manufacturers change standard offerings frequently, making it possible a standard product can become unavailable. Versteel cannot be responsible for any inconvenience this may cause.

Veneer

Elly tables are available with standard Ash, Cherry, Maple and Walnut veneers.

Standard Veneer Codes

AshAP01
CherryCP01
Maple.MP01
WalnutWP01

Veneer Finish Codes

Ash

Beach.VBEA
Chestnut.VCHE
DriftVDRI
FawnVFAW
FogVFOG
PebbleVPEB
WhisperVWHI

Cherry

Blossom CherryVBLC
Cordovan CherryVCNC
Golden CherryVGNC
Java Cherry.VJAC
Millwork Cherry.VMWC

Maple

Caramel MapleVCMM
Solar Maple.VSLM
Sugar MapleVSUM

Walnut

Brighton WalnutVBRW
Espresso Walnut.VESW
Natural Walnut.VNAW

Finish Reference & Samples

For finish color reference, please refer to our website. Contact Versteel Customer Service to receive actual color samples for color matches and final color approval.

Powder Coat Alternative
Call for quotation

Specify code **OPA** (*Powder Coat Alternative*), add cost from Versteel quotation

Powder Coat Alternative is available from Versteel. The entire RAL color reference along with hundreds of other color and finishes are available.

For Powder Coat Alternative matching, you must supply a color reference sample, or an RAL number. Versteel will review the sample for possible existing colors available and send a sample for customer approval. If no color match exists a custom match can be developed. Call Versteel Customer Service for associated upcharges on custom color development.

NOTE CUSTOM COLOR MATCHING APPROVALS MAY AFFECT STANDARD PRODUCTION SCHEDULES

Special Laminate
Call for quotation

Specify code **TSP** (*Special Laminate*), indicate the quoted charges per table

Special laminates and patterns can be specified as an option. To specify, contact Versteel for availability and pricing.

NOTE LAMINATES IN STANDARD COLORS AND TEXTURES FROM FORMICA, NEVAMAR, PIONITE AND WILSONART ARE STANDARD

CAUTION LAMINATE MANUFACTURERS CHANGE STANDARD OFFERINGS FREQUENTLY, AND IT IS POSSIBLE THAT A STANDARD PRODUCT CAN BECOME UNAVAILABLE. VERSTEEL CANNOT BE RESPONSIBLE FOR ANY INCONVENIENCE THIS MAY CAUSE.

Stain Finish Match
\$996 / one time charge per finish, per order

Specify code **OSM** (*Stain Finish Match*), add \$996.00 list per finish, per order

Alternative Stain Finishes are available for veneer and wood edged tops.

For Stain Finish Matching you must supply two 4" x 4" finish color and grain reference samples. An expertly finish matched sample will be provided for customer approval.

NOTE CUSTOM COLOR MATCHING APPROVALS MAY AFFECT STANDARD PRODUCTION SCHEDULES

Wood Finish Alternatives

Versteel finish has a natural grain fill level finish appearance, contact Versteel Customer Service for alternative fill levels. Coarse grain will require additional application steps for a full-fill grain appearance and will require a quote.

NOTE WOOD FINISH ALTERNATIVE APPROVAL MAY AFFECT STANDARD PRODUCTION SCHEDULES

Tablet Option

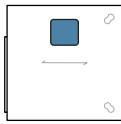
A tablet can be specified at the beginning or the end of a run. It can be specified on units with or without arms or backs and/or electrical. Tablet cannot be used next to a table or another upholstered unit. The swivel tablet is 10" x 14". Surface is black laminate with a clear coated exposed plywood edge.

Specify code **BTBR** (right) or **BTBL** (left) and add \$324 list each.

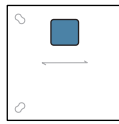
Planter

A stainless steel planter box can be specified on any linking table without an electrical unit. Inside dimensions are 6" long x 5.4" wide x 5.9" deep. See below for planter locations.

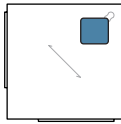
Specify code **EYPBY6** and add \$198 list each



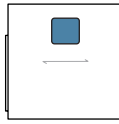
EY3232SQ 2L
End (Left)



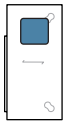
EY3232SQ 2R
End (Right)



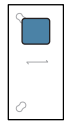
EY3232SQ 1
Corner



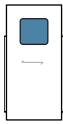
EY3232SQ
Middle



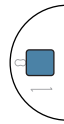
EY1432RE 2L
End (Left)



EY1432RE 2R
End (Right)



EY1432RE
Middle







EY1632HF 1
End



Questions?

800 876 2120

material / fabric grade >

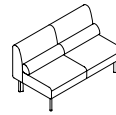
	Description	Model#	Product Wt	Dimensions	2/COM	3	4	5	6	
	Armless Seat: Upholstered Back: Upholstered	EY2929AN	41	Overall Height: 33¾" Overall Width: 28¾" Overall Depth: 29"	Seat Height: 17½" Seat Width: 28¾" Seat Depth: 21"	2495	3038	3582	4124	4667
	Arm - Right Seat: Upholstered Back: Upholstered Arm: Upholstered	EY2933AR	49	Overall Height: 33¾" Overall Width: 33" Overall Depth: 29"	Seat Height: 17½" Seat Width: 28¾" Seat Depth: 21"	2959	3651	4348	5043	5736
	Arm - Left Seat: Upholstered Back: Upholstered Arm: Upholstered	EY2933AL	49	Overall Height: 33¾" Overall Width: 33" Overall Depth: 29"	Seat Height: 17½" Seat Width: 28¾" Seat Depth: 21"	2959	3651	4348	5043	5736
	Arms Seat: Upholstered Back: Upholstered Arms: Upholstered	EY2937AB	57	Overall Height: 33¾" Overall Width: 36¼" Overall Depth: 29"	Seat Height: 17½" Seat Width: 28¾" Seat Depth: 21"	3420	4267	5113	5960	6807


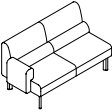


Note: Contact Customer Service for quote if accent fabric is higher than a grade 6.

COM Yardage
Refer to page 94.

To Order, Specify...

- 1 Model Number
- 2 Leg Color
- 3 Primary Upholstery Selection
- 4 Accent Upholstery Selection
- 5 Additional Options



						material / fabric grade >							
						2/COM	3	4	5	6			
Description	Model#	Product Wt	Dimensions										
 Armless Seat: Upholstered Back: Upholstered	EY2958AN	78	Overall Height: 33¾"	Overall Width: 57½"	Overall Depth: 29"	Seat Height: 17½"	Seat Width: 28¾"	Seat Depth: 21"	4581	5666	6751	7837	8924
 Arm - Right Seat: Upholstered Back: Upholstered Arm: Upholstered	EY2962AR	86	Overall Height: 33¾"	Overall Width: 61¼"	Overall Depth: 29"	Seat Height: 17½"	Seat Width: 28¾"	Seat Depth: 21"	5043	6281	7517	8755	9993
 Arm - Left Seat: Upholstered Back: Upholstered Arm: Upholstered	EY2962AL	86	Overall Height: 33¾"	Overall Width: 61¼"	Overall Depth: 29"	Seat Height: 17½"	Seat Width: 28¾"	Seat Depth: 21"	5043	6281	7517	8755	9993
 Arms Seat: Upholstered Back: Upholstered Arms: Upholstered	EY2966AB	96	Overall Height: 33¾"	Overall Width: 65"	Overall Depth: 29"	Seat Height: 17½"	Seat Width: 28¾"	Seat Depth: 21"	5504	6894	8284	9674	11063

Note: Contact Customer Service for quote if accent fabric is higher than a grade 6.

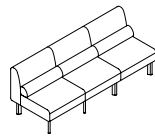
COM Yardage
Refer to page 94.

Finish Options	Price
Chrome	\$ 165
Nickel	\$ 223
Powder Coat - Standard	n/c
Powder Coat - Premium	\$ 165

Power + Data Options	Code	Price
Mini-Tap (Right)MTP-IP2USR	\$ 531
Mini-Tap (Left)MTP-IP2USL	\$ 531
Mini-Tap (Right & Left)MTP-IP2USB	\$ 1062

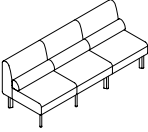
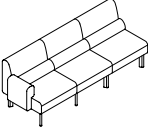
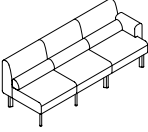
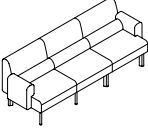
Custom Charges	Code	Price
Powder Coat Alternative (per color)OPA	call

Tablet Options	Code	Price
Tablet (Right)BTBR	\$ 324
Tablet (Left)BTBL	\$ 324


Questions?

800 876 2120

material / fabric grade >

	Description	Model#	Product Wt	Dimensions	2/COM	3	4	5	6	
	Armless Seat: Upholstered Back: Upholstered	EY2987AN	115	Overall Height: 33¾" Overall Width: 86¼" Overall Depth: 29"	Seat Height: 17½" Seat Width: 28¾" Seat Depth: 21"	6749	8378	10006	11634	13265
	Arm - Right Seat: Upholstered Back: Upholstered Arm: Upholstered	EY2991AR	123	Overall Height: 33¾" Overall Width: 90¾" Overall Depth: 29"	Seat Height: 17½" Seat Width: 28¾" Seat Depth: 21"	7212	8992	10773	12552	14334
	Arm - Left Seat: Upholstered Back: Upholstered Arm: Upholstered	EY2991AL	123	Overall Height: 33¾" Overall Width: 90¾" Overall Depth: 29"	Seat Height: 17½" Seat Width: 28¾" Seat Depth: 21"	7212	8992	10773	12552	14334
	Arms Seat: Upholstered Back: Upholstered Arms: Upholstered	EY2995AB	131	Overall Height: 33¾" Overall Width: 93¾" Overall Depth: 29"	Seat Height: 17½" Seat Width: 28¾" Seat Depth: 21"	7673	9606	11537	13471	15403



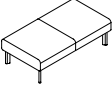
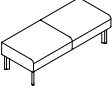
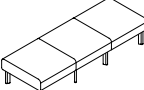
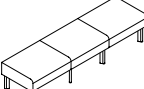
Note: Contact Customer Service for quote if accent fabric is higher than a grade 6.

COM Yardage
Refer to page 94.

To Order, Specify...

- 1 Model Number
- 2 Leg Color
- 3 Primary Upholstery Selection
- 4 Accent Upholstery Selection
- 5 Additional Options



						material / fabric grade >				
		Product		Dimensions		2/COM	3	4	5	6
Description	Model#	Wt								
	One Seat Bench Seat: Upholstered NOTE: Makes one double sided row	EY2929BE1	15	Overall Height: 17½" Overall Width: 28¾" Overall Depth: 29"	Seat Height: 17½" Seat Width: 28¾" Seat Depth: 29"	1385	1556	1731	1904	2078
	One Seat Bench Seat: Upholstered NOTE: Back to back application	EY2129BE2	15	Overall Height: 17½" Overall Width: 28¾" Overall Depth: 21"	Seat Height: 17½" Seat Width: 28¾" Seat Depth: 21"	1385	1556	1731	1904	2078
	Two Seat Bench Seat: Upholstered NOTE: Makes one double sided row	EY2958BE1	44	Overall Height: 17½" Overall Width: 57½" Overall Depth: 29"	Seat Height: 17½" Seat Width: 28¾" Seat Depth: 29"	2470	2808	3148	3488	3826
	Two Seat Bench Seat: Upholstered Note: back to back application	EY2158BE2	35	Overall Height: 17½" Overall Width: 57½" Overall Depth: 21"	Seat Height: 17½" Seat Width: 28¾" Seat Depth: 21"	2470	2808	3148	3488	3826
	Three Seat Bench Seat: Upholstered Note: Makes one double sided row	EY2987BE1	64	Overall Height: 17½" Overall Width: 86¾" Overall Depth: 29"	Seat Height: 17½" Seat Width: 28¾" Seat Depth: 29"	3614	4127	4639	5153	5665
	Three Seat Bench Seat: Upholstered NOTE: back to back application	EY2187BE2	53	Overall Height: 17½" Overall Width: 86¾" Overall Depth: 21"	Seat Height: 17½" Seat Width: 28¾" Seat Depth: 21"	3614	4127	4639	5153	5665

Note: Contact Customer Service for quote if accent fabric is higher than a grade 6.

COM Yardage
Refer to page 94.

Finish Options	Price
Chrome	\$ 165
Nickel	\$ 223
Powder Coat - Standard	n/c
Powder Coat - Premium	\$ 165

Power + Data Options	Code	Price
Mini-Tap (Right)MTP-IP2USR	\$ 531
Mini-Tap (Left)MTP-IP2USL	\$ 531
Mini-Tap (Right & Left)MTP-IP2USB	\$ 1062

Custom Charges	Code	Price
Powder Coat Alternative (per color)OPA	call

Tablet Options	Code	Price
Tablet (Right)BTBR	\$ 324
Tablet (Left)BTBL	\$ 324



Questions?

800 876 2120

top >
edge >

Laminate Self Edge	Veneer Self Edge
-----------------------	---------------------



LL9



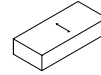
VV9

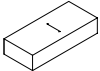
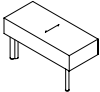
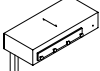
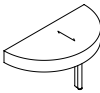
edge ordering code

	Description	Model#	Product Wt	Dimensions	2613	2769
	Square Middle Table No Legs	EY2929SQ	52	Height: 16½" Width: 29" Depth: 29"	2613	2769
	Square Corner Table Diagonal Grain One Leg	EY2929SQ 1	52	Height: 16½" Width: 29" Depth: 29"	2613	2769
	Square End Table (Right) Two Legs	EY2929SQ 2R	52	Height: 16½" Width: 29" Depth: 29"	2613	2769
	Square End Table (Left) Two Legs	EY2929SQ 2L	52	Height: 16½" Width: 29" Depth: 29"	2613	2769

To Order, Specify...

- 1 Model Number
- 2 Top Material
- 3 Top Color
- 4 Edge Detail
- 5 Leg Color
- 6 Additional Options



					top > edge >	Laminate Self Edge	Veneer Self Edge
					edge ordering code >	LL9	VV9
	Description	Model#	Product Wt	Dimensions			
	Rectangle Middle Table No Legs	EY1429RE	29	Height: 16½" Width: 14" Depth: 29"	2380	2392	
	Rectangle End Table (Right) Two Legs	EY1429RE 2R	29	Height: 16½" Width: 14" Depth: 29"	2380	2392	
	Rectangle End Table (Left) Two Legs	EY1429RE 2L	29	Height: 16½" Width: 14" Depth: 29"	2380	2392	
	Half Round End Table One Leg	EY1629HF1	15	Height: 16½" Width: 15½" Depth: 29"	2686	2556	

Finish Options	Price
Chrome	\$ 165
Nickel	\$ 223
Powder Coat - Standard	n/c
Powder Coat - Premium	\$ 165

Power + Data Options	Code	Price
Mini-Tap	MTP-IP2USC	\$ 531
Mini-Tap	MTP-IP2UT2	\$ 1062
Mini-Tap	MTP-IP2US1	\$ 531
Mini-Tap	MTP-IP2US2	\$ 1062
Mini-Tap	MTP-IP2UT1	\$ 531

Custom Charges	Code	Price
Powder Coat Alternative (per color)	OPA	call
Stain Finish Match (per finish)	OSM	\$ 996




Refer to page 106 for location information

Planter Options	Code	Price
Planter	EYPBY6	\$ 198



Questions?

800 876 2120

Description	Model#	Product Wt	Dimensions	top thickness >	
				Laminate PVC	Veneer Wood
 Pull Up Table	EY2929SQ	21	Height: 25" Width: 21" Depth: 12"	top > edge >  edge ordering code LPIR	top > edge >  edge ordering code VWIR
				7/8"	7/8"
				375	1206

To Order, Specify...

- 1 Model Number
- 2 Top Material
- 3 Top Color
- 4 Edge Detail
- 5 Leg Color
- 6 Additional Options

Finish Options	Price
Powder Coat, Standard	n/c
Powder Coat - Premium.....	\$ 165

Custom Charges	Code	Price
Powder Coat Alternative (per color)	OPA	call
Stain Finish Match (per finish).....	OSM	\$ 996



Immix is a modular bench system allowing creative configurations for any seating need. Combine curves and straight sections for unlimited configurations and spans. Mix and match seats with a variety of top shapes, materials and edge options. Add backs, arms and even power/data for maximum comfort.

Frames

Straight metal frames are available in 22", 33", 44", 55" and 66" lengths in varying combinations of seats and tops. Curved frames come in 30°, 45°, 60° and 90° radii with an inside or outside radius back, seat only or table. The rectangular steel tube frame has welded and brazed joints for a highly polished and exceptionally smooth appearance. Black adjustable nylon glides are semi-concealed and standard on all legs.

Upholstered Seats and Backs

Upholstered seats on straight units range from 20" to 64" in length with 22" and/or 33" backs. Larger units may have multiple small seats or a single, longer seat cushion. Curved seats have one continuous seat cushion and one continuous back. Optional cleanout cushions may be specified to provide space between seat and back.

Arm Styles

A partially upholstered arm with a metal trim is standard on straight units. The metal detail is on the front of the arm and mimics the polished, rectilinear style of the frame. Other arm styles are available, including a fully upholstered arm, a dual metal arm with trim on both sides and a tablet arm (22" and 33" frames only). Shorter frames are available with one arm (left or right), two arms or armless. Longer frames also have center arms available. Curved units are armless only.

Tops and Tables

Immix has tops and various freestanding or connecting tables. Tops are available as part of a bench unit in combinations with seats and are 11" or 22" wide, depending on the unit. Tables come in straight, curved or corner styles. Armless application is intended for in-line use adjacent to armless seats or for freestanding occasional use. Arm application tables are for in-line use and have a smaller top size to make room for adjacent benches with arm.

Tops and table tops are 1¼" thick with a variety of material and edge options.

Power + Data

Specify electrical to keep outlets close at hand. Add grommets or power/data to top surfaces. Undermount units are compatible with Immix benches and frames. See planning pages or the Power + Data price list for more information.

Laminate and Veneer, Standard Core Construction

The standard top construction consists of 45-50 lb particleboard, surfaced with a high pressure laminate or plain sliced veneer face. A backer sheet is laminated to the underside of the top.



PVC Flat or Fluted Edge

Edge of 2mm PVC hot melt banded to the top with 1/8" radius at the top and bottom.



Offered in twenty-one (21) standard colors.



Wood Flat or Fluted Edge

Wood banding hot melt banded to the top with 1/8" radius at the top and bottom.



Offered in Ash, Cherry, Maple or Walnut materials.



Reverse Bevel Acrylic

Edge of 2mm plywood-grained acrylic edge banding hot melt banded to MDF core. A reverse bevel is then cut into the edge exposing the MDF on the reverse bevel. The MDF is then clear coated.



Wood Square or Fluted Edge

Edge of 1 1/4" wide solid wood with softened top and bottom edges, and square, softened mitered corners.



Offered in Ash, Cherry, Maple or Walnut materials.



Wood Reverse Bevel Edge - 2"

Edge of 2" wide solid wood designed with a reverse sloped edge with mitered corners.

Offered in Ash, Cherry, Maple or Walnut materials.

Shipping Schedule

Upholstered Items	4-5 WEEKS
Laminate, PVC Edge	4-5 WEEKS
Laminate, Wood Edge	4-5 WEEKS
Veneer, Wood Edge	6-8 WEEKS

Contact Versteel Customer Service for special lead time requests.

NOTE ORDERS WITH COM UPHOLSTERY WILL BE SCHEDULED UPON RECEIPT OF COM UPHOLSTERY YARDAGE

BIFMA

All Versteel products are constructed to pass the relevant ANSI/BIFMA standards. For more detailed specifications by series and base style, contact Versteel Customer Service at 800.876.2120.

Additional information regarding warranty, terms and conditions, shipping, care and maintenance, etc. can be found in the All Seating price list.

Standard Versteel Upholstery

Standard Versteel Upholstery offers a range of materials, from fabrics in a variety of colors and textures to vinyl for soil resistance. Please refer to Versteel's fabric cards, upholstery options pages in the All Seating price list, or the "Materials and Finishes" section of our website for reference information.

Grade-In Upholstery

Versteel has coordinated with upholstery manufacturers to simplify your order process. Many of the manufacturers' offerings have been pre-approved for application on Versteel Seating.

Contact Versteel Customer Service with your selected fabric choice to be graded in. They will supply you with the appropriate grade-in designator. On your purchase order, complete the information with the pattern name, color description and grade-in designator, and Versteel will take it from there.

Customer's Own Material

Customer's Own Materials (COM's) are not an issue on Immix. Many COM's are pre-approved for application on Versteel Seating. Call Versteel Customer Service with your COM selection to determine if it has been pre-approved. If your selection has not been pre-approved, reference the "Receiving COM Approval" section below.

Receiving COM Approval

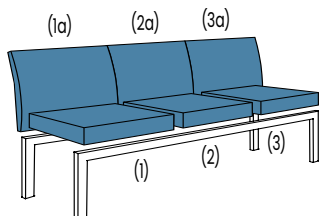
Not all materials are suitable for upholstery on Immix. A 12" X 12" memo sample must be supplied for approval before a COM material is accepted for an order. If the material is directional in pattern or weave, the pattern repeat (in inches) in both directions or the weave direction must be supplied.

Excess COM

Versteel will not store excess COM for more than 30 days after the order has been completed. If excess material is to be returned after order completion, send the request to Versteel Customer Service prior to acknowledge ship date. It is the customer's responsibility to arrange for the return of the material "freight collect."

Fabric Positions

Each position of an Immix unit can have a different fabric. Within each position, the seat and back fabrics can also differ. Fabric positions are specified from left to right as you are facing the unit, going from seat to back within each position.



COM Requiring Application Test

If an application test is required for your selected COM, send test sample material along with the following:

- Name and return address
- Chair model selected
- Sketch showing special requirements for the positioning of the material's pattern on the chair seat and chair back, if special considerations are required.

NOTE ALL UPHOLSTERIES ARE CUT UP THE ROLL TO MAXIMIZE YIELD AND WEAR PERFORMANCE

Ship COM to:

Versteel
 2332 Cathy Lane
 Jasper, IN 47546

COM must be shipped to the factory with transportation costs "prepaid." If material is considered defective or unusable, it will be returned "transportation collect."

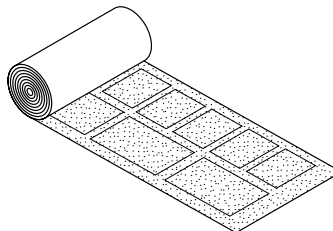
For standard lead time orders, tag fabric with purchase order number and identify with project number if possible.

Application of Directional Fabrics

Due to the upholstering process, some fabrics not considered directional by the supplier may be considered directional by Versteel.

All COM's are cut "up the roll" unless otherwise directed by the customer (see illustration below).

EXAMPLE PATTERN CUT UP THE ROLL



If special cutting or upholstery application is required, you must indicate requirement at time of order entry.

Patterned COM Additional Yardage Guide

Use the guide below to aid in ordering the appropriate COM fabric when needing to match a pattern with a repeat. To use this guide, add the vertical and horizontal repeats together (e.g. a 5" vertical repeat plus an 11" horizontal repeat gives a 16" total). Then find the appropriate entry on the chart, and increase the yardage estimate by the percentage indicated.

For example: The yardage estimate is 8 yards of 54" wide fabric and the pattern has a repeat of 11" horizontal and 5" vertical. Add up the repeats (11" + 5" = 16") and find the appropriate entry - 15% in this example. Fifteen percent more fabric is required to match the pattern. 8 yards plus an extra 15% is 9.2 yards.

Fabric Width	Plain Fabric	3" - 14" Repeat	15" - 19" Repeat	20" - 27" Repeat	28" - 36" Repeat	37" - 45" Repeat	46" - 54" Repeat
54"	0%	10%	15%	20%	25%	30%	35%
50" - 52"	10%	20%	25%	30%	35%	40%	45%

Decorative Patterns

Yardage requirements are greatly affected by the size of the repeat and the print or pattern of the material. Versteel cuts all seating patterns with aesthetic concerns in mind for high quality and consistency. Refer to the COM listing for the yardage required for pattern repeat.

Repeats and Striped Fabrics

The geometry of curved products prevents repeats and stripes from matching at the seams.

Versteel Seating COM Standard Yardage Requirements

COM yardage requirements are calculated for benches based on a material width of 54" and a repeat of 2" or less. For material less than 54" wide, contact Versteel for yardage requirements. Use the chart below as a guide to calculate your COM yardage. For quantities greater than 10 benches, contact Versteel Customer Service for calculation of COM yardage by bench model.

NOTE THIS CHART IS NOT APPLICABLE FOR MULTIPLE FABRICS ON ONE BENCH. CONTACT VERSTEEL CUSTOMER SERVICE FOR YARDAGE REQUIREMENTS IF SPECIFYING MULTIPLE FABRICS.

Quantity of Benches	1	2	3	4	5	6	7	8	9	10
Immix 22" frame										
IM2022 01	1.5	2.5	3.5	4.5	5.0	6.0	7.0	8.0	9.0	10.0
IM2022 02	2.5	4.5	6.0	8.0	10.0	12.0	13.5	15.0	16.5	18.5
IM2022 03 R or L	3.0	5.5	7.5	9.5	12.5	14.0	16.5	18.5	20.5	23.0
IM2022 04	4.0	6.0	8.5	10.5	13.0	15.0	17.0	19.5	22.0	24.5
Immix 33" frame										
IM2033 01	1.5	3.5	5.0	6.5	7.5	9.0	10.5	11.5	12.5	14.0
IM2033 02	3.5	6.5	9.0	12.5	15.0	18.0	20.0	23.0	25.5	28.5
IM2033 03 R or L	4.0	8.0	11.0	14.0	17.0	20.5	24.0	26.5	30.0	33.0
IM2033 04	5.0	9.0	12.5	16.0	19.5	23.5	27.0	31.0	35.0	38.5
IM2033 11 H	1.5	2.5	3.5	4.5	5.0	6.0	7.0	8.0	9.0	10.0
IM2033 12 HR or HL	2.5	4.5	6.0	8.0	10.0	12.0	13.5	15.0	16.5	18.5
IM2033 13 HR or HL	3.0	5.5	7.5	9.5	12.5	14.0	16.5	18.5	20.5	23.0
IM2033 14 HR or HL	4.0	6.0	8.5	10.5	13.0	15.0	17.0	19.5	22.0	24.5
Immix 44" frame										
IM2044 D01	2.5	4.0	6.0	8.0	9.0	11.0	12.0	13.0	15.0	16.0
IM2044 D02	4.5	7.5	11.5	14.5	18.5	22.5	25.5	28.5	31.5	34.5
IM2044 D03 R or L	5.0	9.0	13.0	17.0	22.0	26.0	30.0	34.0	38.0	41.0
IM2044 D04	5.5	9.0	14.0	19.5	24.0	28.0	32.0	36.0	40.0	45.0
IM2044 D05	6.0	10.5	15.0	20.0	24.5	28.5	34.0	38.5	42.5	46.0
IM2044 01	2.0	3.5	5.0	6.5	8.0	9.0	10.0	12.0	13.0	14.0
IM2044 02	4.5	8.5	11.0	15.0	18.5	22.0	25.0	28.5	32.0	36.0
IM2044 03 R or L	4.5	8.5	13.0	16.5	20.5	24.0	28.0	32.0	36.0	39.5
IM2044 04	5.0	9.5	14.0	18.0	23.0	27.0	32.0	36.0	40.0	44.0
IM2044 11 F	1.5	2.5	3.5	4.5	5.0	6.0	7.0	8.0	9.0	10.0
IM2044 12 FR or FL	2.5	4.5	6.0	8.0	10.0	12.0	13.5	15.0	16.5	18.5
IM2044 13 FR or FL	3.0	5.5	7.5	9.5	12.5	14.0	16.5	18.5	20.5	23.0
IM2044 14 FR or FL	4.0	6.0	8.5	10.5	13.0	15.0	17.0	19.5	22.0	24.5
IM2044 11 H	1.5	3.5	5.0	6.5	7.5	9.0	10.5	11.5	12.5	14.0
IM2044 12 HR or HL	3.5	6.5	9.0	12.5	15.0	18.0	20.0	23.0	25.5	28.5
IM2044 13 HR or HL	3.5	8.0	11.0	14.0	18.0	20.5	24.0	26.5	30.0	33.0
IM2044 14 HR or HL	4.0	9.0	12.5	16.0	19.5	23.5	27.0	31.0	35.0	38.5
Immix 55" frame										
IM2055 D01	2.5	5.0	7.5	9.5	12.0	13.5	17.0	19.0	21.0	23.0
IM2055 D02	5.0	10.5	15.0	19.5	24.5	29.0	33.0	38.0	42.5	47.0
IM2055 D03 R or L	5.5	11.0	16.5	20.5	26.0	31.0	36.5	41.0	46.5	52.5
IM2055 D04	6.0	12.0	17.0	23.0	28.0	34.0	39.0	44.0	50.0	55.0
IM2055 D05	7.0	13.0	18.5	24.0	31.0	36.5	40.5	49.0	53.5	60.0
IM2055 01	3.0	5.5	8.0	10.0	12.0	14.0	17.0	19.0	21.5	23.0
IM2055 02	5.0	10.5	15.0	19.5	24.5	29.0	33.0	38.0	42.5	47.0
IM2055 03 R or L	5.5	11.0	16.5	20.5	26.0	31.0	36.5	41.0	46.5	52.5
IM2055 04	6.5	12.5	17.5	23.5	28.5	34.5	39.5	44.5	50.5	55.5
IM2055 11 HC	2.5	4.0	6.0	8.0	9.0	11.0	12.0	13.0	15.0	16.0
IM2055 12 HC	4.5	7.5	11.5	14.5	18.5	22.5	25.5	28.5	31.5	34.5
IM2055 13 HC R or L	5.0	9.0	13.0	17.0	22.0	26.0	30.0	34.0	38.0	41.0
IM2055 14 HC	6.0	9.0	14.0	19.5	22.0	27.0	32.0	36.0	40.0	45.0
IM2055 15 HC	7.0	12.5	18.0	23.0	28.5	34.0	39.0	44.5	49.5	55.0

Versteel Seating COM Yardage Repeat Pattern Additional Requirements

2-14" repeat, add 15% to the standard yardage requirement.

15-27" repeat, add 30% to the standard yardage requirement.

28-36" repeat, add 35% to the standard yardage requirement.

Quantity of Benches	1	2	3	4	5	6	7	8	9	10
Immix 66" frame										
IM2066 D01	3.0	6.5	9.5	12.5	14.0	17.0	20.0	22.0	24.0	27.0
IM2066 D02	6.5	12.0	17.5	24.5	30.5	35.5	40.5	45.5	51.0	57.0
IM2066 D03 R or L	7.5	13.5	21.0	26.5	33.0	38.5	44.0	50.0	55.5	61.5
IM2066 D04	7.0	15.5	21.5	28.5	34.0	40.5	47.5	53.5	59.5	65.5
IM2066 D05	8.0	14.5	22.0	30.0	35.0	42.0	46.0	55.0	61.5	68.5
IM2066 T01	4.0	6.5	9.5	12.0	14.5	17.5	19.5	22.5	24.5	29.0
IM2066 T02	7.0	12.5	18.0	23.5	28.5	33.5	38.5	43.5	49.0	54.0
IM2066 T03 R or L	7.0	13.0	19.5	26.0	31.5	37.0	42.5	48.5	55.0	61.0
IM2066 T04	7.5	15.5	21.5	27.5	34.0	40.0	45.5	52.5	58.0	65.5
IM2066 T05	9.0	16.5	23.5	30.5	39.0	44.5	52.5	59.0	66.0	77.5
IM2066 01	3.0	5.5	8.0	10.0	12.5	14.5	17.0	19.0	21.0	23.0
IM2066 02	7.0	12.5	18.5	24.0	29.0	34.5	40.0	45.0	50.5	56.0
IM2066 03 R or L	7.0	13.0	18.5	25.0	31.5	37.0	42.5	48.5	55.0	61.0
IM2066 04	7.5	15.5	21.5	27.5	34.0	40.0	46.5	52.5	58.5	65.0
IM2066 11 FC	2.5	4.0	6.0	8.0	9.0	11.0	12.0	13.0	15.0	16.0
IM2066 12 FC	4.5	7.5	11.5	14.5	18.5	22.5	25.5	28.5	31.5	34.5
IM2066 13 FC R or L	5.0	9.0	13.0	17.0	22.0	26.0	30.0	34.0	38.0	41.0
IM2066 14 FC	5.5	9.0	14.0	19.5	24.0	28.0	32.0	36.0	40.0	45.0
IM2066 15 FC	7.0	12.5	18.0	23.0	28.5	34.0	39.0	44.5	49.5	55.0
IM2066 11 HC	3.0	5.0	7.5	9.5	12.0	13.5	17.0	19.0	21.0	23.0
IM2066 12 HC	5.5	10.5	15.0	19.5	24.5	29.0	33.0	38.0	42.5	47.0
IM2044 13 HC R or L	6.0	11.0	16.5	20.5	26.0	31.0	36.5	41.0	46.5	52.5
IM2066 14 HC	6.5	12.0	17.0	23.0	28.0	34.0	39.0	44.0	50.0	55.0
IM2066 15 HC	7.5	13.5	20.0	26.0	32.0	37.5	42.5	48.0	54.0	59.5
Immix 30°										
IM2030CT 01	2.0	4.0	5.5	7.0	8.0	9.5	10.0	12.0	13.0	15.0
Immix 45°										
IM2045CT 01	3.0	4.5	6.0	7.5	9.0	11.0	12.5	14.0	15.5	17.0
Immix 60°										
IM2060CT 01	3.0	4.5	6.0	7.5	9.0	11.0	12.5	14.0	15.5	17.0
Immix 90°										
IM2090CT 01	3.0	4.5	6.0	7.5	9.0	11.0	12.5	14.0	15.5	17.0
À la Carte										
Seats										
IMAC 2020US	1.5	2.5	3.5	4.5	5.5	6.5	7.0	8.5	9.0	10.0
IMAC 2031US	2.0	3.5	4.5	6.0	7.5	9.0	10.0	11.5	12.5	14.0
IMAC 2042US	2.0	4.0	6.0	8.0	9.0	11.0	12.0	13.0	15.0	16.0
IMAC 2053US	3.0	5.5	8.0	10.0	12.5	15.0	18.0	20.0	22.0	24.0
IMAC 2064US	3.5	6.5	9.5	12.0	14.5	17.0	19.5	22.5	25.0	28.5
Backs										
IMAC 2022UB	1.5	3.0	4.0	5.0	6.0	7.5	8.5	9.5	10.5	12.0
IMAC 2033UB	2.0	3.5	5.0	6.0	7.5	9.0	10.5	11.5	12.5	14.0
Arm										
IMAC 2011UA	1.5	1.5	2.0	2.5	3.0	3.0	4.0	4.5	4.5	5.0

Immix Bench System

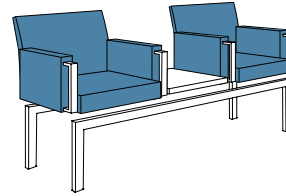
Combine curves and straight sections to create shapes and unlimited spans of seating and tables. A variety of seat and back widths can be mingled with tops of various shapes, materials and edges.

When planning a space with Immix, keep the same considerations in mind as you would when specifying product for any other space. How will the space be used? Do you need power and data? Will the product need to be moved or reconfigured in the future? Are there special user needs to be considered? Think about these and any other issues you may encounter when you plan your space.

If you are creating a configuration for a waiting room or lobby, feel secure that the Immix benches you choose have been designed and engineered for longevity with enduring finishes and high density foam. If you have particular needs that have not been addressed in this price list, please call Versteel Customer Service for answers and recommendations.

Standard vs. À la Carte

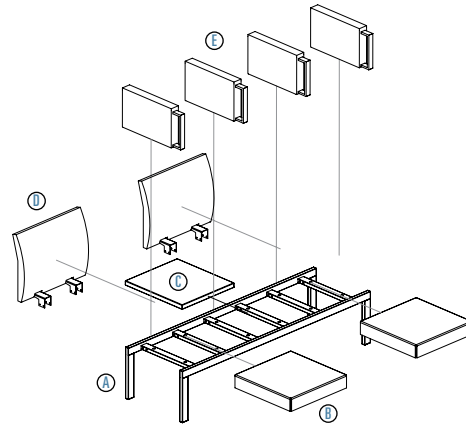
A wide range of 'standard' models have been established for easy ordering, but Immix benches are designed so that you can configure various combinations or styles using the A la Carte section starting on page 145.



Order the standard item found under the 66" Frame section of this price list.

(1) IM2066 15 FC

OR...



Build any bench from the A la Carte menu. Start with a frame, then add the elements you desire.

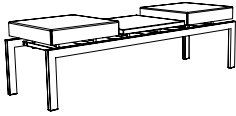
- A. (1) IMAC 2066 (66" frame)
- B. (2) IMAC 2020US (20" upholstered seats)
- C. (1) IMAC 2019RE (19" top)
- D. (2) IMAC 2022UB (22" upholstered backs)
- E. (4) IMAC 2011UA (upholstered arms)

The À la Carte section was developed for many purposes.

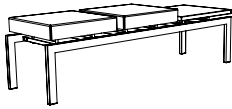
- Custom bench configurations
- Replacement parts
- New components to change color scheme
- New components to alter existing configuration

Reconfigure A Standard Model

A standard configuration listed in this price list may have all the elements you desire, just not in the desired order. No problems. Simply call Versteel Customer Service and a representative will happily assist you with your order.



① IM2066 11 FC (standard model)

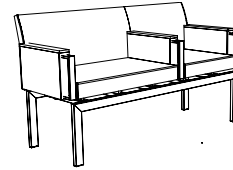


② IM2066 11 FC SST (reconfigured from standard model)

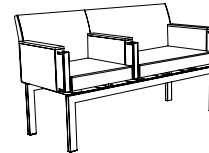
1. A standard Immix unit as found in this price list, with 20" upholstered seats and a 22" table in the middle. It has the elements you want, but not in the right order.
2. All the same elements but with the table positioned on the right, where you want it. Simply add SST at the end of your model number to indicate a seat-seat-table configuration. Contact Versteel Customer Service if you have any questions.

Mirror A Standard Model

In this price list you will find many standard models, but not every configuration. All of the models listed can be mirrored to fit your needs with no additional charge. To specify a mirrored model just add the letter M to the standard model number when you order. Should you have any questions or concerns call Versteel Customer Service.



① IM2055 D05 (standard model)

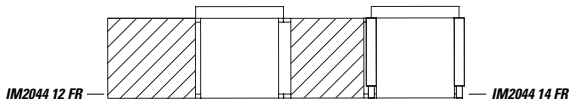


② IM2055 D05 M (mirrored model)

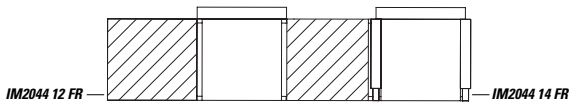
1. A standard Immix unit as found in this price list, with a 31" upholstered seat on the left and a 20" upholstered seat on the right. It has the elements you want, but you would like them flopped.
2. The mirror image of the standard model reverses the order and puts the seats where you want them. All that is required when specifying is to add M to the standard model number to achieve this configuration.

Arm to Armless & Armless to Arm

You may want to create a configuration where you will place a top between a seat with arms and a seat without arms on the same frame. Or even connect benches with arms to benches that are armless. In these cases it is possible to use standard tops, but Versteel has also designed tops just for this scenario. By using these tops, which have been specially sized, spacing will remain even throughout the configuration. Please indicate on your order or quote if the arm to armless top is desired.



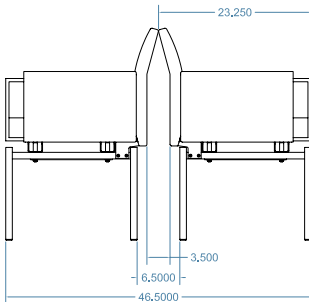
Arm to armless configuration with standard 19" top.
Notice the uneven spacing.



Arm to armless configuration with special 21" top.
The spacing is now consistent.

Back to Back Installations

When you are creating a space using Immix benches, don't forget that the benches with backs have a slightly deeper footprint. If you plan to place benches with backs in a 'back-to-back' configuration, use the dimensions provided here to insure you will have plenty of space for installation.

**Power, Data and Wire Management**

It may be desirable to provide power and data access to your Immix configuration depending on the end use application. If so, then plan for your power and data as you would any other specification, keeping in mind where the power will come from as well as the load that will be placed on the circuit.

Review the Power & Data Planning section that is found in the Versteel Power & Data Price List for more information. If there is any risk that the circuits may not be able to carry the load, contact a qualified electrician. Also, always consult any local codes or restrictions concerning power.

Use the drawings provided on the next page to determine the location(s) you want to place power and data or grommets in your configuration.

Power & Data

Immix tables and benches with tops can be individually powered with Henris or sequenced using Henri Nows. Use Henri and Henri Now to conveniently power laptops and other portable electronic devices. When power and data are not required, the units will conveniently store under the table leaving the top unobstructed for usage and cleaning.

Wire Management

Use grommets to route cords for lamps and other devices through a table top to an outlet.

Locations For Henris and Grommets

Rectangular Frames

Henris, Henri Nows and grommets must be located between the cross rails on Immix frames. There are five locations for the rectangular frame that can be combined and cross-referenced for more than one application. The logic for positioning is that as the frame grows in length, from left to right, the position moves along with it. A 22" frame has one position (Location 1) as there is only one space between cross rails. A 44" frame has 3 positions (Locations 1, 2 & 3) as there are three spaces between cross rails. The drawings at right illustrate the positions for rectangular frames and how to indicate where you would like Henris, Henri Nows or grommets.

Arc Frames & Corner Connectors

There are four locations for the arc frame positions and one for corner connectors. The drawings below illustrate the positions for Henris, Henri Nows and grommets.

30, 45 & 60 Degree Arc



Location 1

30, 45, 60 & 90 Degree Arc



Location 2

30, 45, 60 & 90 Degree Arc



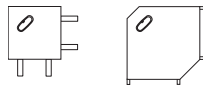
Location 3

30, 45, 60 & 90 Degree Arc



Location 4

Corner Connector



Location 1

22" Frame



Location 1

33" Frame



Location 2

44" Frame



Location 3

55" Frame



Location 4

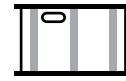
66" Frame



Location 5

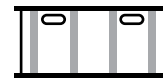
Rectangular Frame Location Examples

33" Frame



Location 1

44" Frame



Locations 1 & 3

44" Frame



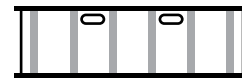
Location 2

55" Frame



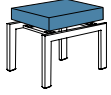
Locations 1 & 4

66" Frame



Locations 2 & 4

22" Frame

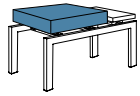


IM2022 01
(1) 20" upholstered seat

33" Frame

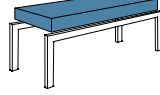


IM2033 01
(1) 31" upholstered seat

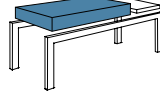


IM2033 11H
(1) 20" upholstered seat
(1) 11" top

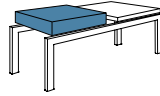
44" Frame



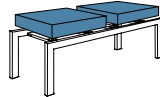
IM2044 01
(1) 42" upholstered seat



IM2044 11H
(1) 31" upholstered seat
(1) 11" top

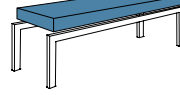


IM2044 11F
(1) 20" upholstered seat
(1) 22" top

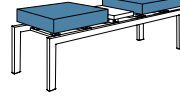


IM2044 D01
(2) 20" upholstered seats

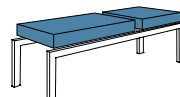
55" Frame



IM2055 01
(1) 53" upholstered seat

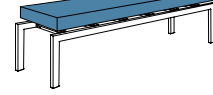


IM2055 11HC
(2) 20" upholstered seats
(1) 11" top

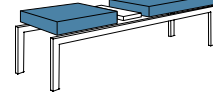


IM2055 D01
(1) 31" upholstered seat
(1) 20" upholstered seat

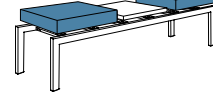
66" Frame



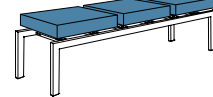
IM2066 01
(1) 64" upholstered seat



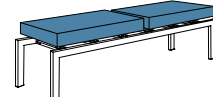
IM2066 11HC
(1) 20" upholstered seat
(1) 31" upholstered seat
(1) 11" top



IM2066 11FC
(2) 20" upholstered seats
(1) 22" top



IM2066 T01
(3) 20" upholstered seats



IM2066 D01
(2) 31" upholstered seats

All rectangular frames are available with or without arms and with or without backs. All arc frames are available with upholstered seats or tops.

30 Degree Arc



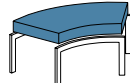
IM2030CT 01
(1) upholstered seat

45 Degree Arc



IM2045CT 01
(1) upholstered seat

60 Degree Arc



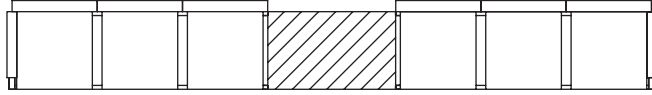
IM2060CT 01
(1) upholstered seat

90 Degree Arc

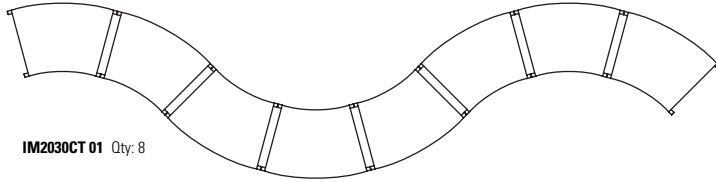


IM2090CT 01
(1) upholstered seat

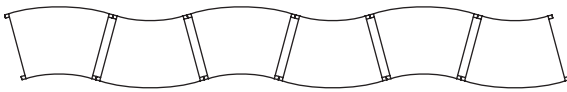
Basic Configuration Examples



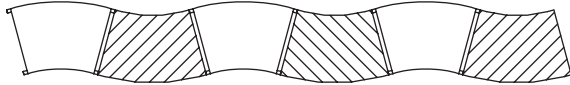
IM2066 T03R Qty: 1
IMIL 2044REFX Qty: 1
IM2066 T03L Qty: 1



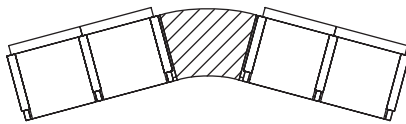
IM2030CT 01 Qty: 8



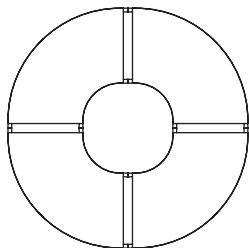
IM2030CT 01 Quantity: 6



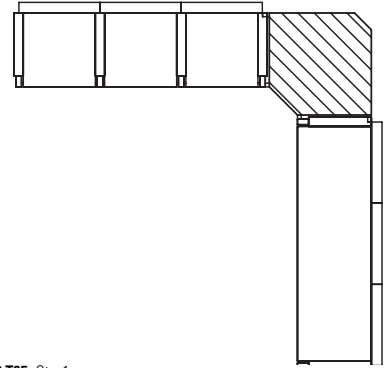
IM2030CT 01 Qty: 3
IMIL 2030CTFX Qty: 3




IM2044 D05 Qty: 2
IMIL 2030ACTFX Qty: 1



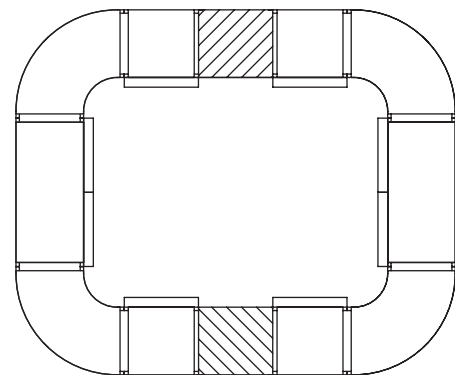
IM2090CT 01 Qty: 4



IM2066 T05 Qty: 1
IMIL 2028CRFX Qty: 1
IM2066 04 Qty: 1



IM2066 T03R Qty: 1
IM2066 T03L Qty: 1
IMIL 20SQFX Qty: 2
IM2066 T02 Qty: 1

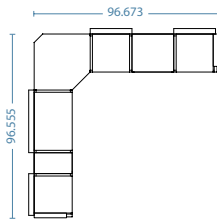


IM2066 12 FC Qty: 2
IM2044 02 Qty: 2
IM2090CT 01 Qty: 4

Large Configurations

Larger spaces may require a larger configuration, and these may be intimidating. If you are concerned that the curves and angles you are specifying may not be the correct ones, call Versteel Customer Service for input and advice.

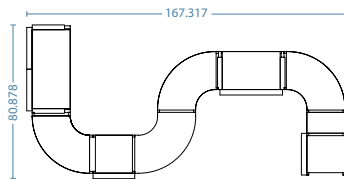
Versteel will also help you configure your Immix bench system if needed. Simply call Versteel Customer Service and provide the dimensions of your space and the type of configuration that you desire. Like any other space planning, it is helpful to know where power and data sources are, as well as windows, doors, and any other obstructions and proposed traffic patterns.

**L Unit**

- (1) IM2066 13R HC
- (1) IM2066 13L FC
- (1) IMIL 2030CRFX

Total List: \$10,030*

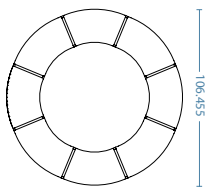
*All benches are priced with powder coat frames and Grade 2/COM fabric. Tops and tables are priced with standard laminate tops and PVC edges.



S Unit

- (1) IM2033 12 HL
- (2) IM2090CT 01
- (1) IM2033 04
- (1) IMIL 2090CTFX
- (1) IM2022 02
- (1) Special 90 Degree Arm to Armless Table
- (1) IM2044 04

Total List: \$19,003*



Round Unit

- (4) IM2045CT 01
- (4) IMIL 2045CTFX

Total List: \$12,952*

*All benches are priced with powder coat frames and Grade 2/COM fabric. Tops and tables are priced with standard laminate tops and PVC edges.

To Order, Specify...

- 1 Model Number
- 2 Frame Color
- 3 Upholstery Selection
- 4 Top Material
 - a. Laminite manufacturer and color
 - b. Veneer species and finish color
- 5 Edge Style and Thickness
- 6 Edge Color
- 7 Bench Options

model number

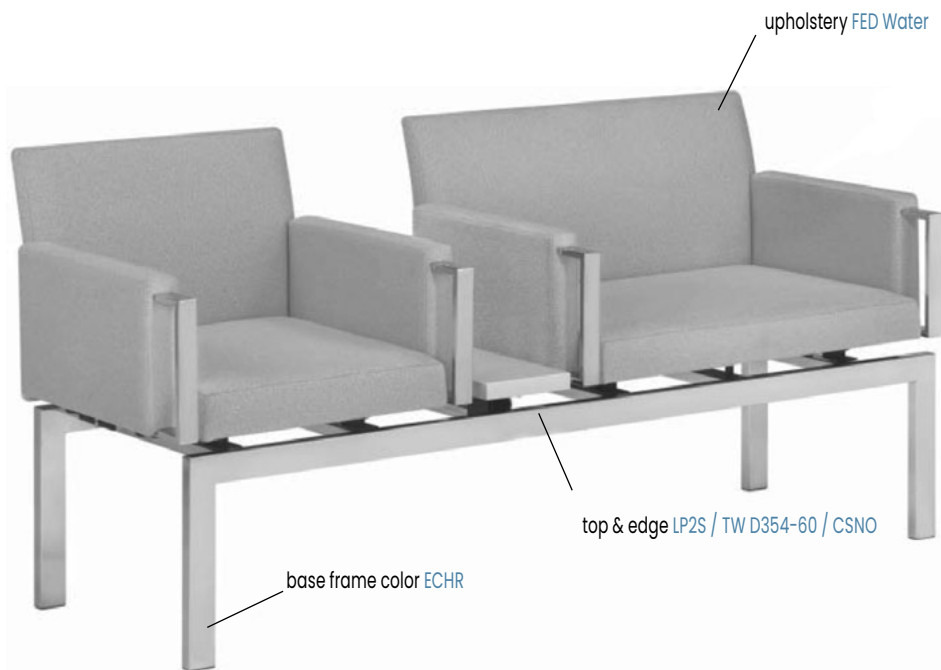
finish selections

bench options

IM2066 15 HC / LP2S		ECHR / FED Water / TW D354-60 / CSNO			----	
model number	top, edge & corner	frame color	upholstery selection	top laminate manufacturer & laminate color	edge color	bench options

An **IM2066 15 HC LP2S** is an Immix series, 66" frame bench with 20" and 31" upholstered seats, 22" and 33" upholstered backs, four upholstered arms, 8" laminate top center, with a 1 1/2" thick top, PVC edge with square corners.

The codes **ECHR / FED Water / TW D354-60 / CSNO** specify a Chrome frame, Grade 4 Editor Water upholstery, Wilsonart D354-60 Designer White laminate and Snow PVC.

Model Number **IM2066 15 HC**

Orders may be sent via
Mailing Address

Versteel
 2332 Cathy Lane
 Jasper, IN 47546

Contact Versteel

Email contact@versteel.com
Phone 800 876 2120
 812 634 2120

Studio Steel®

Versteel’s “urban fabrication” process leaves the telltale signs of welding and assembly on the surface, highlighting a manufacturing aesthetic. Choosing a clear or transparent powder coat is recommended, allowing tonal striations (created as a result of extreme heat), natural textures, and the inherent qualities of raw steel to show through.

Studio Steel Process \$165 per chair

Powder Coat Finishes

All powder coat finishes in the Versteel offering have been formulated with the use of epoxy, polyester or epoxy and polyester blends to maximize the finish durability.

Powder Coat – Standard n/c

Powder Coat – Premium. \$165 per chair

Immix Powder Coat Colors

Alloy.	PALY	Mint	PMNT
Amethyst	PAME	Navy	PNAV
Anthracite	PANT	Nimbus.	PNIM
Black Anodized.	PBLA	Nutmeg	PNUT
Bronze	PBRO	◆ Pacific	PPAC
Calypso	PCAL	Pearl	PPEA
Carbon.	PCAR	Pebble	PPEB
Champagne	PCHA	● Platinum	PPLA
Coconut	PCOC	Poppy.	PPOP
◆ Copper.	PCOP	◆ Raven.	PRAV
Crimson	PCRI	Royal	PROY
◆ Crystal	PCRY	Seaside	PSEA
Daffodil.	PDAF	Shipyards	PSHI
Ebony.	PEBO	Silver	PSIL
Forest.	PFOR	Snow	PSNO
Fossil	PFOS	Stone	PSTO
◆ Garnet	PGAR	Storm.	PSTM
◆ Gold.	PGOL	Terra Cotta	PTEC
Graphite	PGRA	Whisper	PWHI
● Hope	PHOP	White Linen	PWHL
Kelly Green	PKEG	Powder Coat Alternative .	OPA
◆ Matte	PMAT		
Mica.	PMIC		

Transparent Powder Coats (indicated by ◆)

Please note that the transparent characteristics of these powders allow all natural welds and textures inherent to raw steel to be visible.

Premium Powder Coats (indicated by ●)

Versteel’s premium process uses specially formulated powder coats for a truly unique color palette.
An upcharge applies; see product pages.

Plated

Versteel offers two plated options: Chrome and Nickel. Chrome is our most durable finish available and is a deep luster chrome plated finish. Nickel is a plated finish with a clear coat applied for durability. An upcharge applies for plated finishes. See product pricing pages for upcharge.

Chrome ECHR

Nickel ENKL

Veneer

Immix tables are available with plain sliced Ash, Cherry, Maple and Walnut veneers.

Immix Veneer Species

Ash AP01 Maple. MP01

Cherry CP01 Walnut WP01

Immix Veneer Finish

Ash

Beach. VBEA Fog VFOG

Chestnut. VCHE Pebble VPEB

Drift VDRI Whisper VWHI

Fawn VFAW

Cherry

Blossom Cherry VBLC Java Cherry. VJAC

Cordovan Cherry VCNC Millwork Cherry. VMWC

Golden Cherry VGNC

Maple

Caramel Maple VCMM Sugar Maple VSUM

Solar Maple. VSLM

Walnut

Brighton Walnut VBRW Natural Walnut. VNAW

Espresso Walnut. VESW

Edges

Immix table edges are available in PVC and wood.

- PVC provides hot melt application in a continuous band around the surface.
- Wood banding is a multi-ply wood band or miter-cornered solid in Ash, Cherry, Maple or Walnut.

Immix PVC Edge Colors

Absolute AcajouCABA	Nimbus.CNIM
Alloy.CALY	PearlCPEA
Carbon.CCAR	PlatinumCPLA
ChampagneCCHA	Pralines & CreamCPRC
CoconutCCOC	ShadowCSHA
Ebony.CEBO	SnowCSNO
Florence WalnutCFLW	StoneCSTO
FossilCFOS	Storm.CSTM
GraphiteCGRA	WhisperCWHI
Grey.CGRE	White LinenCWHL
Kensington Maple.CKEM		

Wood Finish

Versteel uses a post-catalyst varnish that meets AWI (Architectural Woodwork Institute) TR6 performance standards.

Immix Wood Edge Species

AshA01	Maple.M01
CherryC01	WalnutW01

Immix Wood Edge Finishes
Ash

Beach.WBEA	FogWFOG
Chestnut.WCHE	PebbleWPEB
DriftWDRI	WhisperWWHI
FawnWFAW		

Cherry

Blossom CherryWBLC	Java Cherry.WJAC
Cordovan CherryWCNC	Millwork Cherry.WMWC
Golden CherryWGNC		

Maple

Caramel MapleWCMM	Sugar MapleWSUM
Solar Maple.WSLM		

Walnut

Brighton WalnutWBRW	Natural Walnut.WNAW
Espresso Walnut.WESW		

Finish Reference & Samples

For finish color reference, please refer to our website. Contact Versteel Customer Service to receive actual color samples for color matches and final color approval.

Powder Coat Alternative**Call for quotation**

Specify code *OPA* (Powder Coat Alternative), add cost from Versteel quotation

Powder Coat Alternative is available from Versteel. The entire RAL color reference along with hundreds of other color and finishes are available.

For Powder Coat Alternative matching, you must supply a color reference sample, or an RAL number. Versteel will review the sample for possible existing colors available and send a sample for customer approval. If no color match exists a custom match can be developed. Call Versteel Customer Service for associated upcharges on custom color development.

NOTE CUSTOM COLOR MATCHING APPROVALS MAY AFFECT STANDARD PRODUCTION SCHEDULES

Special Laminate**Call for quotation**

Specify code *TSP* (Special Laminate), indicate the quoted charges per table

Special laminates and patterns can be specified as an option. To specify, contact Versteel for availability and pricing.

NOTE LAMINATES IN STANDARD COLORS AND TEXTURES FROM FORMICA, NEVAMAR, PIONITE AND WILSONART ARE STANDARD

CAUTION LAMINATE MANUFACTURERS CHANGE STANDARD OFFERINGS FREQUENTLY, AND IT IS POSSIBLE THAT A STANDARD PRODUCT CAN BECOME UNAVAILABLE. VERSTEEL CANNOT BE RESPONSIBLE FOR ANY INCONVENIENCE THIS MAY CAUSE.

Custom PVC Color Match**Call for quotation / one time charge per color, per order**

Specify code *OCF* (Custom PVC Color Match), add cost from Versteel quotation

PVC Color Match can be the selection of a color that is available from a Versteel supplier or a new custom color developed for the order. Minimum footage requirements mean that the amount of material needed for your order will effect the cost.

For PVC Color Matching you must supply a color reference sample. Versteel will review the sample for possible existing colors available and send a sample for customer approval. If no color match exists, a custom match will be developed and sampled for customer approval before a production schedule is established.

NOTE CUSTOM COLOR MATCHING APPROVALS MAY AFFECT STANDARD PRODUCTION SCHEDULES

Stain Finish Match**\$996 / one time charge per finish, per order**

Specify code *OSM* (Stain Finish Match), add \$996.00 list per finish, per order

Alternative Stain Finishes are available for veneer and wood edged tops.

For Stain Finish Matching you must supply two 4" x 4" finish color and grain reference samples. An expertly finish matched sample will be provided for customer approval.

NOTE CUSTOM COLOR MATCHING APPROVALS MAY AFFECT STANDARD PRODUCTION SCHEDULES

Veneer or Wood Edge Alternatives

For veneer or wood edge requirements other than our standard plain sliced Ash, Cherry, Maple or Walnut, contact Versteel Customer Service with the specifications of the materials you would like to specify.

NOTE VENEER OR WOOD EDGE ALTERNATIVES APPROVAL MAY AFFECT STANDARD PRODUCTION SCHEDULES

Wood Finish Alternatives

Versteel finish has a natural grain fill level finish appearance, contact Versteel Customer Service for alternative fill levels. Coarse grain will require additional application steps for a full-fill grain appearance and will require a quote.

NOTE WOOD FINISH ALTERNATIVE APPROVAL MAY AFFECT STANDARD PRODUCTION SCHEDULES

3form® Material

3form is available for Immix tops. It incorporates raw materials made of renewable material from natural landscapes all over the globe. The manufacturing process produces no VOC's or other harmful gases. 3form material is GREENGUARD® CERTIFIED. Contact Versteel Customer Service for pricing.

Table Top Alternatives

Table tops can be produced in alternative top material if desired. Contact Versteel Customer Service for pricing and availability.

Alternate Core Construction

Alternate core constructions are available, including medium density fiberboard (MDF), honeycomb cores and cores that contain no urea formaldehyde. Contact Versteel Customer Service for pricing and availability

Immix Adjustable Glides**no charge**

Standard on all Immix benches, these glides are semi-concealed in the leg and compensate to approximately $\frac{3}{8}$ " for uneven floors.

**Immix Armless Plate****no charge**


Armless plates can be used between cushions when no arms are specified. One plate for each of these applications is shipped with each bench. The plates can be used as an alternative to installing link brackets. Finish will be the same as the frame when powder coat is specified. For Chrome frames, the finish is Ebony.

Immix Link Brackets**no charge**

Link brackets are shipped on the underside of all Immix benches. Finish will be the same as the frame when powder coat is specified. For Chrome frames, brackets will be Ebony.

Fully Upholstered Arm**-\$71 / arm**

Specify code **ZFA** (Fully Upholstered Arm), subtract \$71 list per arm from price of bench



A fully upholstered arm is available as an alternative to the standard arm. These arms do not have any metal detail.

Dual Metal Arm**\$129 / arm**

Specify code **ZMA** (Dual Metal Arm), add \$129 list per arm to price of bench




A dual metal arm is available as an alternative to the standard arm. These arms have metal detail on both ends. Benches specified with this option should not have a back.

Tablet Arm**Call for quotation**

A tablet arm is available on 22" and 33" frame benches. Call Versteel Customer Service for more information.

Bolster**Fabric Grade Dependent / Bolster**

Specify code according to fabric grade
AIB2 (Grade 2 Bolster), add \$253 list each
AIB3 (Grade 3 Bolster), add \$302 list each
AIB4 (Grade 4 Bolster), add \$353 list each
AIB5 (Grade 5 Bolster), add \$404 list each
AIB6 (Grade 6 Bolster), add \$453 list each



The bolster tethers to the bench frame using two $8\frac{1}{2}$ " elastic straps. Call Versteel Customer Service for more information.

Cleanout Cushion**\$23 / per seat**

Specify code **UCC** (Upholstery Cleanout Cushion), add \$23 list per seat

Cleanout Cushions replace standard seats, creating space at the back and both sides of the seat to allow dirt and debris to fall to the floor for easier cleaning.

Top Custom Cutout**\$120 / cutout**

Specify code **TCC** (Top Custom Cutout), add \$120.00 list per cutout

Top Custom Cutout requires a drawing for production and is subject to approvals.

Henri Now linking systems require an **HNPU** power supply unit per each sequence. Specify code HNPU, \$450.00 list each.

- 120" cord length
- 15 amp circuit
- standard grounded plug
- surge protection



Henri - \$344 / unit

Specify code **PH_** (Henri - Quantity_),
add \$344.00 list per Henri

The pop-up Henri electrical unit(s) is factory installed in the specified location.

SPECIFICATIONS

- One 9' cord, one 15 amp circuit, standard grounded plug
- Surge protection
- Two electrical outlets per unit



NOTE WHEN SEQUENCING ELECTRICAL UNITS, HENRI NOW MUST BE USED

NOTE HENRI UNITS ARE NOT AVAILABLE ON 8", 10" OR 11" TOPS

Henri Now - \$332 / unit

Specify code **PHN_** (Henri Now - Quantity_),
add \$332.00 list per Henri Now

Specify code **HNPU** (Power Infeed Cord),
add \$450.00 list per Power Infeed Cord

The pop-up Henri Now electrical unit(s) is factory installed in the specified location.

SPECIFICATIONS

- Surge protection
- Two electrical outlets per unit

NOTE HENRI NOW UNITS ARE NOT AVAILABLE ON 8", 10" OR 11" TOPS

1 Henri

\$344 / table

Specify code **PH1** (1 Henri), add \$344 list per table

1 Henri Now

\$332 / table

Specify code **PHN1** (1 Henri Now), add \$332 list per table

2 Henris

\$688 / table

Specify code **PH2** (2 Henris), add \$688 list per table

2 Henri Nows

\$664 / table

Specify code **PHN2** (2 Henri Nows), add \$664 list per table

Other Electrical

Call for quotation

Customer selected electrical units from ECA, Byrne, Altinex, Extron, etc. may be specified for Immix tops. Once a unit is selected, contact Versteel Customer Service for approval.

Round Grommet

\$76 / each

Specify code **WR_** (Round Grommet - Location _), add \$76 list per grommet

Round Grommets are 3" black grommets with an inside dimension of 2 1/4". Round grommets are factory installed in the specified location. Includes two-piece black insert.



Oval Brush Grommet

\$97 / each

Specify code **WO_** (Oval Brush Grommet - Location _), add \$97 list per grommet

Oval Brush Grommets are 3" x 7 1/2" black grommets with a brush insert cord access dimensions of 1 1/2" x 4". Oval brush grommets are factory installed in the specified location.



1 Grommet - Provide Location Print

Round Grommet - Specify code **WRG,
add \$76.00 list per table**

Oval Brush Grommet - Specify code **WOG,
add \$97.00 list per table**

1 round or oval brush grommet is factory installed in the top location based on specifier's print.

Immix
Bench - 22" Frame
Powder Coat



VERSTEEL

Questions?

800 876 2120

Dimensions

Overall Height w/o back: 18" w/ back: 32"	Overall Depth w/o back: 20" w/ back: 23½"	Back Width: 22" Seat Height: 18" Seat Width: 20" Seat Depth: 20" Arm Height: 25½"
Overall Width w/o arms: 22" w/ 1 arm: 23¾" w/ 2 arms: 24½"		

		Standard Powder Coat				
		2/COM	3	4	5	6
fabric grade >						

	Description	Model#	Product Wt
	22" Frame 20" Upholstered Seat	IM2022 01	22
	Square Armless application 20" x 20" Seat: Upholstered	IM20SQ 01	22
	22" Frame 20" Upholstered Seat 22" Upholstered Back	IM2022 02	31
	22" Frame 20" Upholstered Seat 22" Upholstered Back Upholstered Arm: Right	IM2022 03R	39
	22" Frame 20" Upholstered Seat 22" Upholstered Back Upholstered Arm: Left	IM2022 03L	39
	22" Frame 20" Upholstered Seat 22" Upholstered Back Upholstered Arms	IM2022 04	47

COM Yardage
Please refer to page 114.







To Order, Specify...

- 1 Model Number
- 2 Frame Color
- 3 Upholstery Selection
- 4 Bench Options



Dimensions

Overall Height w/o back: 18" w/ back: 32"	Overall Depth w/o back: 20" w/ back: 23½"	Back Width: 22" Seat Height: 18" Seat Width: 20" Seat Depth: 20" Arm Height: 25½"
Overall Width w/o arms: 22" w/ 1 arm: 23¾" w/ 2 arms: 24½"		

				Chrome, Nickel and Transparent Powder Coat				
				fabric grade >				
				2/COM	3	4	5	6
Description	Model#	Product Wt						
 22" Frame 20" Upholstered Seat	IM2022 01	22		1117	1213	1312	1413	1513
 Square Armless application 20" x 20" Seat: Upholstered	IM20SQ 01	22		1117	1213	1312	1413	1513
 22" Frame 20" Upholstered Seat 22" Upholstered Back	IM2022 02	31		1895	2094	2294	2490	2692
 22" Frame 20" Upholstered Seat 22" Upholstered Back Upholstered Arm: Right	IM2022 03R	39		2583	2831	3081	3325	3577
 22" Frame 20" Upholstered Seat 22" Upholstered Back Upholstered Arm: Left	IM2022 03L	39		2583	2831	3081	3325	3577
 22" Frame 20" Upholstered Seat 22" Upholstered Back Upholstered Arms	IM2022 04	47		3268	3568	3869	4165	4465

COM Yardage
Please refer to page 114.

Finish Options	Price	Arm Options	Code	Price	Custom Charges	Code	Price
Powder Coat - Premium.....	\$ 165	Fully Upholstered Arm (each).....	ZFA	\$ -71	Powder Coat Alternative (per color)	OPA	call
		Seat Options					
		Cleanout Cushion (per seat).....	UCC	\$ 23			

Immix
Bench - 33" Frame
Powder Coat



VERSTEEL






Questions?

800 876 2120

Dimensions

Overall Height w/o back: 18" w/ back: 32"	Overall Depth w/o back: 20" w/ back: 23½"	Back Width: 33" Seat Height: 18" Seat Width: 31" Seat Depth: 20" Arm Height: 25½"
Overall Width: w/o arms: 33" w/ 1 arm: 34¼" w/ 2 arms: 35½"		

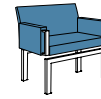
		Standard Powder Coat				
		2/COM	3	4	5	6
fabric grade >						

Description	Model#	Product Wt
 33" Frame 31" Upholstered Seat	IM2033 01	33
 33" Frame 31" Upholstered Seat 33" Upholstered Back	IM2033 02	41
 33" Frame 31" Upholstered Seat 33" Upholstered Back Upholstered Arm: Right	IM2033 03R	49
 33" Frame 31" Upholstered Seat 33" Upholstered Back Upholstered Arm: Left	IM2033 03L	49
 33" Frame 31" Upholstered Seat 33" Upholstered Back Upholstered Arms	IM2033 04	57

COM Yardage
Please refer to page 114.






To Order, Specify...

- 1 Model Number
- 2 Frame Color
- 3 Upholstery Selection
- 4 Bench Options



Dimensions

Overall Height w/o back: 18" w/ back: 32"	Overall Depth w/o back: 20" w/ back: 23½"	Back Width: 33" Seat Height: 18" Seat Width: 31" Seat Depth: 20" Arm Height: 25½"
Overall Width: w/o arms: 33" w/ 1 arm: 34¼" w/ 2 arms: 35½"		

				Chrome, Nickel and Transparent Powder Coat				
				fabric grade >				
				2/COM	3	4	5	6
Description	Model#	Product Wt						
 33" Frame 31" Upholstered Seat	IM2033 01	33		1403	1550	1698	1850	1997
 33" Frame 31" Upholstered Seat 33" Upholstered Back	IM2033 02	41		2455	2750	3051	3349	3648
 33" Frame 31" Upholstered Seat 33" Upholstered Back Upholstered Arm: Right	IM2033 03R	49		3140	3488	3837	4188	4534
 33" Frame 31" Upholstered Seat 33" Upholstered Back Upholstered Arm: Left	IM2033 03L	49		3140	3488	3837	4188	4534
 33" Frame 31" Upholstered Seat 33" Upholstered Back Upholstered Arms	IM2033 04	57		3829	4227	4625	5023	5421

COM Yardage
Please refer to page 114.

Finish Options	Price	Arm Options	Code	Price	Custom Charges	Code	Price
Powder Coat - Premium.....	\$ 165	Fully Upholstered Arm (each).....	ZFA	\$ -71	Powder Coat Alternative (per color)	OPA	call
		Seat Options					
		Cleanout Cushion (per seat).....	UCC	\$ 23			

Immix
33" Frame, Bench + Top
Powder Coat






VERSTEEL

Questions?

800 876 2120

Dimensions

Overall Height w/o back: 18"	Back Width: 22"	Top Height: 16½"
w/ back: 32"	Seat Height: 18"	Top Width: 11"
Overall Width: 33"	Seat Width: 20"	Top Depth: 20"
Overall Depth w/o back: 20"	Seat Depth: 20"	Top Thickness: 1¼"
w/ back: 23½"		

					Standard Powder Coat				
					Laminate PVC	Laminate Wood	Laminate 1 ¼" Wood	Veneer Wood	Veneer 1 ¼" Wood
					Flat LP2S	Flat LW2S	Square LWS2	Flat VW2S	Flat VWS2
					Fluted LPF2S	Fluted LWF2S	Fluted LWF2	Fluted VWF2S	Fluted VWF2
						Rev Bevel Acrylic LMRA2S	Reverse Bevel LWR2		Reverse Bevel VWR2
	33" Frame 20" Upholstered Seat 11" Top	IM2033 11 H	35	Gr 2 / COM	1269	1304	1371	1468	1468
				Gr 3	1372	1406	1469	1568	1568
				Gr 4	1470	1504	1569	1664	1664
				Gr 5	1571	1604	1668	1768	1768
				Gr 6	1669	1700	1770	1865	1865
	33" Frame 20" Upholstered Seat 22" Upholstered Back 11" Top: Right	IM2033 12 HR	44	Gr 2 / COM	2052	2086	2150	2250	2250
				Gr 3	2253	2285	2350	2449	2449
				Gr 4	2454	2484	2548	2648	2648
				Gr 5	2649	2684	2746	2846	2846
				Gr 6	2851	2881	2946	3041	3041
	33" Frame 20" Upholstered Seat 22" Upholstered Back 11" Top: Left	IM2033 12 HL	44	Gr 2 / COM	2052	2086	2150	2250	2250
				Gr 3	2253	2285	2350	2449	2449
				Gr 4	2454	2484	2548	2648	2648
				Gr 5	2649	2684	2746	2846	2846
				Gr 6	2851	2881	2946	3041	3041

COM Yardage
Please refer to page 114.





To Order, Specify...

- 1 Model Number
- 2 Frame Color
- 3 Upholstery Selection
- 4 Top Material
 - a. Laminate Manufacturer + Color
 - b. Veneer Species + Finish Color
- 5 Edge Style
- 6 Edge Color or Finish
- 7 Additional Options



Dimensions

Overall Height w/o back: 18" w/ back: 32"	Overall Depth w/o back: 20" w/ back: 23½"	Back Width: 22" Seat Height: 18" Seat Width: 20" Seat Depth: 20" Top Height: 16½" Top Width: 11" Top Depth: 20" Top Thickness: 1¼"
---	---	---

		Standard Powder Coat							
		Laminate PVC	Laminate Wood	Laminate 1 ¼" Wood	Veneer Wood	Veneer 1 ¼" Wood			
		Flat LP2S	Flat LW2S	Square LW2S	Flat VP2S	Flat VW2S			
		Fluted LPF2S	Fluted LWF2S	Fluted LWF2S	Fluted VPF2S	Fluted VWF2S			
			Rev Bevel Acrylic LMRA2S	Reverse Bevel LMRA2S		Reverse Bevel LMRA2S			
	33" Frame 20" Upholstered Seat 22" Upholstered Back 11" Top: Left Upholstered Arm: Right	IM2033 13R HL	52	Gr 2 / COM	2644	2677	2744	2842	2842
				Gr 3	2894	2927	2994	3091	3091
				Gr 4	3143	3178	3240	3342	3342
				Gr 5	3393	3424	3488	3588	3588
				Gr 6	3638	3675	3741	3836	3836
	33" Frame 20" Upholstered Seat 22" Upholstered Back 11" Top: Right Upholstered Arm: Left	IM2033 13L HR	52	Gr 2 / COM	2644	2677	2744	2842	2842
				Gr 3	2894	2927	2994	3091	3091
				Gr 4	3143	3178	3240	3342	3342
				Gr 5	3393	3424	3488	3588	3588
				Gr 6	3638	3675	3741	3836	3836
	33" Frame 20" Upholstered Seat 22" Upholstered Back 8" Top: Right Upholstered Arms	IM2033 14 HR	58	Gr 2 / COM	3238	3271	3337	3432	3432
				Gr 3	3539	3570	3634	3733	3733
				Gr 4	3836	3870	3934	4032	4032
				Gr 5	4133	4167	4233	4330	4330
				Gr 6	4432	4469	4530	4631	4631
	33" Frame 20" Upholstered Seat 22" Upholstered Back 8" Top: Left Upholstered Arms	IM2033 14 HL	58	Gr 2 / COM	3238	3271	3337	3432	3432
				Gr 3	3539	3570	3634	3733	3733
				Gr 4	3836	3870	3934	4032	4032
				Gr 5	4133	4167	4233	4330	4330
				Gr 6	4432	4469	4530	4631	4631

COM Yardage
Please refer to page 114.

Finish Options	Price
Powder Coat - Premium.....	\$ 165

Arm Options	Code	Price
Fully Upholstered Arm (each).....	ZFA	\$ -71

Top Options	
Special Laminate.....	TSP call
Custom Cutout (per cutout).....	TCC \$ 120

Seat Options	
Cleanout Cushion (per seat).....	UCC \$ 23

Custom Charges	Code	Price
Powder Coat Alternative (per color).....	OPA	call
Custom PVC Color Match.....	OCF	call
Stain Finish Match (per finish).....	OSM	\$ 996

Immix
33" Frame, Bench + Top
Powder Coat






VERSTEEL

Questions?

800 876 2120

Dimensions

Overall Height w/o back: 18"	Back Width: 22"	Top Height: 16½"
w/ back: 32"	Seat Height: 18"	Top Width: 11"
Overall Width: 33"	Seat Width: 20"	Top Depth: 20"
Overall Depth w/o back: 20"	Seat Depth: 20"	Top Thickness: 1¼"
w/ back: 23½"		

					Standard Powder Coat				
					Laminate PVC	Laminate Wood	Laminate 1 ¼" Wood	Veneer Wood	Veneer 1 ¼" Wood
					Flat LP2S	Flat LW2S	Square LWS2	Flat VW2S	Flat VWS2
					Fluted LPF2S	Fluted LWF2S	Fluted LWF2	Fluted VWF2S	Fluted VWF2
						Rev Bevel Acrylic LMRA2S	Reverse Bevel LWR2		Reverse Bevel VWR2
Description	Model#	Product Wt	Grade						
 33" Frame 20" Upholstered Seat 11" Top	IM2033 11 H	35	Gr 2 / COM	1418	1452	1515	1614	1614	
			Gr 3	1519	1550	1616	1714	1714	
			Gr 4	1617	1649	1715	1812	1812	
			Gr 5	1716	1748	1814	1913	1913	
			Gr 6	1815	1850	1915	2014	2014	
 33" Frame 20" Upholstered Seat 22" Upholstered Back 11" Top: Right	IM2033 12 HR	44	Gr 2 / COM	2199	2232	2297	2395	2395	
			Gr 3	2398	2430	2495	2593	2593	
			Gr 4	2595	2632	2696	2794	2794	
			Gr 5	2795	2827	2893	2990	2990	
			Gr 6	2996	3027	3092	3190	3190	
 33" Frame 20" Upholstered Seat 22" Upholstered Back 11" Top: Left	IM2033 12 HL	44	Gr 2 / COM	2199	2232	2297	2395	2395	
			Gr 3	2398	2430	2495	2593	2593	
			Gr 4	2595	2632	2696	2794	2794	
			Gr 5	2795	2827	2893	2990	2990	
			Gr 6	2996	3027	3092	3190	3190	

COM Yardage
Please refer to page 114.





To Order, Specify...

- 1 Model Number
- 2 Frame Color
- 3 Upholstery Selection
- 4 Top Material
 - a. Laminate Manufacturer + Color
 - b. Veneer Species + Finish Color
- 5 Edge Style
- 6 Edge Color or Finish
- 7 Additional Options



Dimensions

Overall Height w/o back: 18" w/ back: 32"	Overall Depth w/o back: 20" w/ back: 23½"	Back Width: 22" Seat Height: 18" Seat Width: 20" Seat Depth: 20" Top Height: 16½" Top Width: 11" Top Depth: 20" Top Thickness: 1¼"
---	---	---

					Chrome, Nickel and Transparent Powder Coat				
					Laminate PVC	Laminate Wood	Laminate 1 ¼" Wood	Veneer Wood	Veneer 1 ¼" Wood
					Flat LP2S	Flat LW2S	Square LWS2	Flat VW2S	Flat VWS2
					Fluted LPF2S	Fluted LWF2S	Fluted LWF2	Fluted VWF2S	Fluted VWF2
						Rev Bevel Acrylic LMRA2S	Reverse Bevel LWR2		Reverse Bevel VWR2
	33" Frame 20" Upholstered Seat 22" Upholstered Back 11" Top: Left Upholstered Arm: Right	IM2033 13R HL	52	Gr 2 / COM	2885	2919	2983	3112	3112
				Gr 3	3135	3169	3235	3334	3334
				Gr 4	3388	3420	3481	3580	3580
				Gr 5	3632	3666	3730	3829	3829
				Gr 6	3881	3914	3980	4078	4078
	33" Frame 20" Upholstered Seat 22" Upholstered Back 11" Top: Right Upholstered Arm: Left	IM2033 13L HR	52	Gr 2 / COM	2885	2919	2983	3112	3112
				Gr 3	3135	3169	3235	3334	3334
				Gr 4	3388	3420	3481	3580	3580
				Gr 5	3632	3666	3730	3829	3829
				Gr 6	3881	3914	3980	4078	4078
	33" Frame 20" Upholstered Seat 22" Upholstered Back 8" Top: Right Upholstered Arms	IM2033 14 HR	58	Gr 2 / COM	3575	3606	3672	3770	3770
				Gr 3	3873	3907	3969	4069	4069
				Gr 4	4172	4205	4272	4367	4367
				Gr 5	4471	4505	4567	4668	4668
				Gr 6	4768	4800	4868	4964	4964
	33" Frame 20" Upholstered Seat 22" Upholstered Back 8" Top: Left Upholstered Arms	IM2033 14 HL	58	Gr 2 / COM	3575	3606	3672	3770	3770
				Gr 3	3873	3907	3969	4069	4069
				Gr 4	4172	4205	4272	4367	4367
				Gr 5	4471	4505	4567	4668	4668
				Gr 6	4768	4800	4868	4964	4964

COM Yardage
Please refer to page 114.

Arm Options	Code	Price
Fully Upholstered Arm (each)	ZFA	\$ -71

Top Options	Code	Price
Special Laminate	TSP	call
Custom Cutout (per cutout)	TCC	\$ 120

Seat Options	Code	Price
Cleanout Cushion (per seat)	UCC	\$ 23

Custom Charges	Code	Price
Powder Coat Alternative (per color)	OPA	call
Custom PVC Color Match	OCF	call
Stain Finish Match (per finish)	OSM	\$ 996

Immix
Bench - 44" Frame
Powder Coat



VERSTEEL


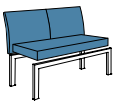


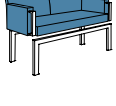
Questions?

800 876 2120

Dimensions

Overall Height w/o back: 18" w/ back: 32"	Overall Depth w/o back: 20" w/ back: 23½"	Back Width: 22" Seat Height: 18" Seat Width: 42" Seat Depth: 20" Arm Height: 25½"
Overall Width w/o arms: 44" w/ 1 arm: 45¼" w/ 2 arms: 46½"		

Standard Powder Coat

Description	Model#	Product Wt	Standard Powder Coat				
			2/COM	3	4	5	6
 44" Frame 42" Upholstered Seat	IM2044 01	42	1493	1694	1894	2091	2290
 44" Frame 42" Upholstered Seat 22" Upholstered Backs (2)	IM2044 02	60	3057	3454	3854	4247	4645
 44" Frame 42" Upholstered Seat 22" Upholstered Backs (2) Upholstered Arm: Right	IM2044 03R	68	3648	4097	4545	4989	5441
 44" Frame 42" Upholstered Seat 22" Upholstered Backs (2) Upholstered Arm: Left	IM2044 03L	68	3648	4097	4545	4989	5441
 44" Frame 42" Upholstered Seat 22" Upholstered Backs (2) Upholstered Arms	IM2044 04	76	4243	4740	5239	5732	6230

COM Yardage
Please refer to page 114.



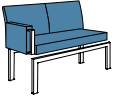


To Order, Specify...

- 1 Model Number
- 2 Frame Color
- 3 Upholstery Selection
- 4 Bench Options



Dimensions

Overall Height w/o back: 18" w/ back: 32"	Overall Depth w/o back: 20" w/ back: 23½"	Back Width: 22" Seat Height: 18" Seat Width: 42" Seat Depth: 20" Arm Height: 25½"
Overall Width w/o arms: 44" w/ 1 arm: 45¼" w/ 2 arms: 46½"		

				Chrome, Nickel and Transparent Powder Coat				
				fabric grade >				
				2/COM	3	4	5	6
Description	Model#	Product Wt						
 44" Frame 42" Upholstered Seat	IM2044 01	42		1721	1919	2119	2316	2516
 44" Frame 42" Upholstered Seat 22" Upholstered Backs (2)	IM2044 02	60		3283	3680	4079	4474	4871
 44" Frame 42" Upholstered Seat 22" Upholstered Backs (2) Upholstered Arm: Right	IM2044 03R	68		3968	4416	4868	5309	5758
 44" Frame 42" Upholstered Seat 22" Upholstered Backs (2) Upholstered Arm: Left	IM2044 03L	68		3968	4416	4868	5309	5758
 44" Frame 42" Upholstered Seat 22" Upholstered Backs (2) Upholstered Arms	IM2044 04	76		4653	5155	5653	6147	6645

COM Yardage
Please refer to page 114.

Finish Options	Price
Powder Coat - Premium.....	\$ 165

Arm Options	Code	Price
Fully Upholstered Arm (each)	ZFA	\$ -71

Seat Options	Code	Price
Cleanout Cushion (per seat)	UCC	\$ 23

Accessories	Code	Price
Bolster (Grade 2/COM)	AIB2	\$ 253
Bolster (Grade 3)	AIB3	\$ 302
Bolster (Grade 4)	AIB4	\$ 353
Bolster (Grade 5)	AIB5	\$ 404
Bolster (Grade 6)	AIB6	\$ 453

Custom Charges	Code	Price
Powder Coat Alternative (per color)	OPA	call

Immix
Bench - 44" Frame
Powder Coat



VERSTEEL

Questions?

800 876 2120

Dimensions

Overall Height w/o back: 18" w/ back: 32"	Overall Depth w/o back: 20" w/ back: 23½"	Back Width: 22" Seat Height: 18" Seat Width: 20" Seat Depth: 20" Arm Height: 25½"
Overall Width w/o arms: 44" w/ 1 arm: 45¼" w/ 2 arms: 46½"		

		Standard Powder Coat				
		2/COM	3	4	5	6
fabric grade >						

Description	Model#	Product Wt	2/COM	3	4	5	6
 44" Frame 20" Upholstered Seats (2)	IM2044 D01	40	1721	1919	2119	2317	2517
 44" Frame 20" Upholstered Seats (2) 22" Upholstered Backs (2)	IM2044 D02	58	3283	3680	4079	4475	4875
 44" Frame 20" Upholstered Seats (2) 22" Upholstered Backs (2) Upholstered Arm: Right	IM2044 D03R	66	3874	4323	4772	5217	5665
 44" Frame 20" Upholstered Seats (2) 22" Upholstered Backs (2) Upholstered Arm: Left	IM2044 D03L	66	3874	4323	4772	5217	5665
 44" Frame 20" Upholstered Seats (2) 22" Upholstered Backs (2) Upholstered Arms	IM2044 D04	74	4470	4965	5464	5960	6459
 44" Frame 20" Upholstered Seats (2) 22" Upholstered Backs (2) Upholstered Arms	IM2044 D05	82	5061	5609	6158	6700	7249

COM Yardage
Please refer to page 114.

To Order, Specify...

- 1 Model Number
- 2 Frame Color
- 3 Upholstery Selection
- 4 Bench Options









Dimensions

Overall Height w/o back: 18" w/ back: 32"	Overall Depth w/o back: 20" w/ back: 23½"	Back Width: 22" Seat Height: 18" Seat Width: 20" Seat Depth: 20" Arm Height: 25½"
Overall Width w/o arms: 44" w/ 1 arm: 45¼" w/ 2 arms: 46½"		

Chrome, Nickel and Transparent Powder Coat

fabric grade >

Description	Model#	Product Wt	Chrome, Nickel and Transparent Powder Coat				
			2/COM	3	4	5	6
 44" Frame 20" Upholstered Seats (2)	IM2044 D01	40	1947	2146	2345	2543	2744
 44" Frame 20" Upholstered Seats (2) 22" Upholstered Backs (2)	IM2044 D02	58	3509	3907	4306	4700	5098
 44" Frame 20" Upholstered Seats (2) 22" Upholstered Backs (2) Upholstered Arm: Right	IM2044 D03R	66	4195	4644	5093	5536	5986
 44" Frame 20" Upholstered Seats (2) 22" Upholstered Backs (2) Upholstered Arm: Left	IM2044 D03L	66	4195	4644	5093	5536	5986
 44" Frame 20" Upholstered Seats (2) 22" Upholstered Backs (2) Upholstered Arms	IM2044 D04	74	4883	5381	5882	6377	6874
 44" Frame 20" Upholstered Seats (2) 22" Upholstered Backs (2) Upholstered Arms	IM2044 D05	82	5571	6121	6667	7212	7763

COM Yardage
Please refer to page 114.

Finish Options

Powder Coat - Premium.....	Price	\$ 165
----------------------------	--------------	--------

Arm Options

Fully Upholstered Arm (each).....	Code	ZFA	Price	\$ -71
-----------------------------------	-------------	-----	--------------	--------

Seat Options

Cleanout Cushion (per seat).....	Code	UCC	Price	\$ 23
----------------------------------	-------------	-----	--------------	-------

Accessories

Bolster (Grade 2/COM).....	Code	AIB2	Price	\$ 253
Bolster (Grade 3).....	Code	AIB3	Price	\$ 302
Bolster (Grade 4).....	Code	AIB4	Price	\$ 353
Bolster (Grade 5).....	Code	AIB5	Price	\$ 404
Bolster (Grade 6).....	Code	AIB6	Price	\$ 453

Custom Charges

Powder Coat Alternative (per color).....	Code	OPA	Price	call
--	-------------	-----	--------------	------

Immix
44" Frame, Bench + Top
Powder Coat



VERSTEEL

Questions?

800 876 2120

Dimensions

Overall Height w/o back: 18" w/ back: 32"	Back Width: 33" Seat Height: 18" Seat Width: 31" Seat Depth: 20"	Top Height: 16½" Top Width: 11" Top Depth: 20" Top Thickness: 1¼"
---	---	--

					Standard Powder Coat				
					Laminate PVC	Laminate Wood	Laminate 1 ¼" Wood	Veneer Wood	Veneer 1 ¼" Wood
					Flat LP2S	Flat LW2S	Square LWS2	Flat VW2S	Flat VWS2
					Fluted LPF2S	Fluted LWF2S	Fluted LWF2	Fluted VWF2S	Fluted VWF2
						Rev Bevel Acrylic LMRA2S	Reverse Bevel LWR2		Reverse Bevel VWR2
	44" Frame 31" Upholstered Seat 11" Top	IM2044 11 H	45	Gr 2 / COM	1506	1540	1607	1700	1700
				Gr 3	1658	1692	1754	1853	1853
				Gr 4	1807	1840	1903	2004	2004
				Gr 5	1956	1990	2053	2151	2151
				Gr 6	2104	2139	2203	2302	2302
	44" Frame 31" Upholstered Seat 33" Upholstered Back 11" Top: Right	IM2044 12 HR	59	Gr 2 / COM	2558	2591	2658	2753	2753
				Gr 3	2857	2892	2955	3056	3056
				Gr 4	3156	3190	3255	3353	3353
				Gr 5	3457	3488	3555	3651	3651
				Gr 6	3755	3788	3854	3950	3950
	44" Frame 31" Upholstered Seat 33" Upholstered Back 11" Top: Left	IM2044 12 HL	59	Gr 2 / COM	2558	2591	2658	2753	2753
				Gr 3	2857	2892	2955	3056	3056
				Gr 4	3156	3190	3255	3353	3353
				Gr 5	3457	3488	3555	3651	3651
				Gr 6	3755	3788	3854	3950	3950

COM Yardage
Please refer to page 114.

To Order, Specify...

- 1 Model Number
- 2 Frame Color
- 3 Upholstery Selection
- 4 Top Material
 - a. Laminate Manufacturer + Color
 - b. Veneer Species + Finish Color
- 5 Edge Style
- 6 Edge Color or Finish
- 7 Additional Options



Dimensions

Overall Height w/o back: 18" w/ back: 32"	Overall Depth w/o back: 20" w/ back: 23½"	Back Width: 33" Seat Height: 18" Seat Width: 31" Seat Depth: 20" Top Height: 16½" Top Width: 11" Top Depth: 20" Top Thickness: 1¼"
Overall Width: w/o arms: 44" w/ 1 arm: 45¼" w/ 2 arms: 46½"	Arm Height: 25 ½"	

		Standard Powder Coat							
		Laminate PVC	Laminate Wood	Laminate 1 ¼" Wood	Veneer Wood	Veneer 1 ¼" Wood			
		Flat LP2S	Flat LW2S	Square LW2S	Flat VP2S	Flat VW2S			
		Fluted LPF2S	Fluted LWF2S	Fluted LWV2S	Fluted VPF2S	Fluted VWF2S			
			Rev Bevel Acrylic LMRA2S	Reverse Bevel LMRA2S		Reverse Bevel LMRA2S			
	44" Frame	IM2044 13R HL	67	Gr 2 / COM	3153	3187	3248	3348	3348
	31" Upholstered Seat			Gr 3	3503	3536	3598	3698	3698
	33" Upholstered Back			Gr 4	3851	3885	3948	4045	4045
	11" Top: Left			Gr 5	4199	4233	4296	4397	4397
	Upholstered Arm: Right			Gr 6	4552	4581	4665	4745	4745
	44" Frame	IM2044 13L HR	67	Gr 2 / COM	3153	3187	3248	3348	3348
	31" Upholstered Seat			Gr 3	3503	3536	3598	3698	3698
	33" Upholstered Back			Gr 4	3851	3885	3948	4045	4045
	11" Top: Right			Gr 5	4199	4233	4296	4397	4397
	Upholstered Arm: Left			Gr 6	4552	4581	4665	4745	4745
	44" Frame	IM2044 14 HR	75	Gr 2 / COM	3746	3779	3842	3942	3942
	31" Upholstered Seat			Gr 3	4144	4175	4243	4340	4340
	33" Upholstered Back			Gr 4	4543	4574	4641	4738	4738
	8" Top: Right			Gr 5	4940	4973	5038	5138	5138
	Upholstered Arms			Gr 6	5339	5148	5441	5535	5535
	44" Frame	IM2044 14 HL	75	Gr 2 / COM	3746	3779	3842	3942	3942
	31" Upholstered Seat			Gr 3	4144	4175	4243	4340	4340
	33" Upholstered Back			Gr 4	4543	4574	4641	4738	4738
	8" Top: Left			Gr 5	4940	4973	5038	5138	5138
	Upholstered Arms			Gr 6	5339	5148	5441	5535	5535

COM Yardage
Please refer to page 114.

Finish Options	Price
Powder Coat - Premium.....	\$ 165

Arm Options	Code	Price
Fully Upholstered Arm (each).....	ZFA	\$ -71

Custom Charges	Code	Price
Powder Coat Alternative (per color)	OPA	call
Custom PVC Color Match	OCP	call
Stain Finish Match (per finish).....	OSM	\$ 996

Top Options	
Special Laminate.....	TSP call
Custom Cutout (per cutout)	TCC \$ 120

Seat Options	
Cleanout Cushion (per seat).....	UCC \$ 23

Immix

44" Frame, Bench + Top
 Chrome, Nickel + Transparent



VERSTEEL

Questions?

800 876 2120




Dimensions

Overall Height w/o back: 18" w/ back: 32"	Back Width: 33" Seat Height: 18" Seat Width: 31" Seat Depth: 20"	Top Height: 16½" Top Width: 11" Top Depth: 20" Top Thickness: 1¼"
---	---	--

Chrome, Nickel and Transparent Powder Coat

top >
edge >

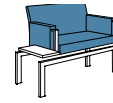
Laminate PVC	Laminate Wood	Laminate 1 ¼" Wood	Veneer Wood	Veneer 1 ¼" Wood
Flat LP2S 	Flat LW2S 	Square LW2S 	Flat VP2S 	Flat VW2S
Fluted LPF2S 	Fluted LWF2S 	Fluted LWF2S 	Fluted VPF2S 	Fluted VWF2S
	Rev Bevel Acrylic LMRA2S 	Reverse Bevel LMRA2S 		Reverse Bevel LMRA2S

Description	Model#	Product Wt	Grade	1732	1768	1831	1930	1930
 44" Frame 31" Upholstered Seat 11" Top	IM2044 11 H	45	Gr 2 / COM	1732	1768	1831	1930	1930
			Gr 3	1883	1917	1981	2078	2078
			Gr 4	2031	2067	2129	2230	2230
			Gr 5	2183	2214	2281	2378	2378
			Gr 6	2329	2365	2429	2530	2530
 44" Frame 31" Upholstered Seat 33" Upholstered Back 11" Top: Right	IM2044 12 HR	59	Gr 2 / COM	2785	2820	2882	2980	2980
			Gr 3	3083	3118	3182	3281	3281
			Gr 4	3383	3417	3479	3579	3579
			Gr 5	3681	3715	3780	3877	3877
			Gr 6	3983	4015	4079	4175	4175
 44" Frame 31" Upholstered Seat 33" Upholstered Back 11" Top: Left	IM2044 12 HL	59	Gr 2 / COM	2785	2820	2882	2980	2980
			Gr 3	3083	3118	3182	3281	3281
			Gr 4	3383	3417	3479	3579	3579
			Gr 5	3681	3715	3780	3877	3877
			Gr 6	3983	4015	4079	4175	4175

COM Yardage
 Please refer to page 114.

To Order, Specify...

- 1 Model Number
- 2 Frame Color
- 3 Upholstery Selection
- 4 Top Material
 - a. Laminate Manufacturer + Color
 - b. Veneer Species + Finish Color
- 5 Edge Style
- 6 Edge Color or Finish
- 7 Additional Options



Dimensions

Overall Height w/o back: 18" w/ back: 32"	Overall Depth w/o back: 20" w/ back: 23½"	Back Width: 33" Seat Height: 18" Seat Width: 31" Seat Depth: 20" Top Height: 16½" Top Width: 11" Top Depth: 20" Top Thickness: 1¼"
Overall Width: w/o arms: 44" w/ 1 arm: 45¼" w/ 2 arms: 46½"	Arm Height: 25 ½"	

		Chrome, Nickel and Transparent Powder Coat							
		Laminate PVC	Laminate Wood	Laminate 1 ¼" Wood	Veneer Wood	Veneer 1 ¼" Wood			
		Flat LP2S	Flat LW2S	Square LW2S	Flat VP2S	Flat VW2S			
		Fluted LPF2S	Fluted LWF2S	Fluted LWF2S	Fluted VPF2S	Fluted VWF2S			
			Rev Bevel Acrylic LMRA2S	Reverse Bevel LMRA2S		Reverse Bevel LMRA2S			
	44" Frame	IM2044 13R HL	67	Gr 2 / COM	3474	3507	3570	3670	3670
	31" Upholstered Seat			Gr 3	3822	3855	3918	4018	4018
	33" Upholstered Back			Gr 4	4171	4204	4268	4366	4366
	11" Top: Left			Gr 5	4519	4555	4617	4715	4715
	Upholstered Arm: Right			Gr 6	4869	4903	4965	5065	5065
	44" Frame	IM2044 13L HR	67	Gr 2 / COM	3474	3507	3570	3670	3670
	31" Upholstered Seat			Gr 3	3822	3855	3918	4018	4018
	33" Upholstered Back			Gr 4	4171	4204	4268	4366	4366
	11" Top: Right			Gr 5	4519	4555	4617	4715	4715
	Upholstered Arm: Left			Gr 6	4869	4903	4965	5065	5065
	44" Frame	IM2044 14 HR	75	Gr 2 / COM	4162	4194	4257	4355	4355
	31" Upholstered Seat			Gr 3	4559	4592	4653	4756	4756
	33" Upholstered Back			Gr 4	4959	4991	5057	5154	5154
	8" Top: Right			Gr 5	5356	5392	5453	5556	5556
	Upholstered Arms			Gr 6	5755	5787	5854	5951	5951
	44" Frame	IM2044 14 HL	75	Gr 2 / COM	4162	4194	4257	4355	4355
	31" Upholstered Seat			Gr 3	4559	4592	4653	4756	4756
	33" Upholstered Back			Gr 4	4959	4991	5057	5154	5154
	8" Top: Left			Gr 5	5356	5392	5435	5556	5556
	Upholstered Arms			Gr 6	5755	5787	5854	5951	5951

COM Yardage
Please refer to page 114.

Arm Options

Fully Upholstered Arm (each)	ZFA	\$ -71
------------------------------------	-----	--------

Top Options

Special Laminate	TSP	call
Custom Cutout (per cutout)	TCC	\$ 120

Seat Options

Cleanout Cushion (per seat)	UCC	\$ 23
-----------------------------------	-----	-------

Custom Charges

Powder Coat Alternative (per color)	OPA	call
Custom PVC Color Match	OCF	call
Stain Finish Match (per finish)	OSM	\$ 996

Immix
44" Frame, Bench + Top
Powder Coat



VERSTEEL

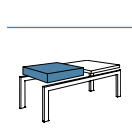
Questions?

800 876 2120

Dimensions

Overall Height w/o back: 18"	Back Width: 22"	Top Height: 16½"
w/ back: 32"	Seat Height: 18"	Top Width: 22"
Overall Width: 44"	Seat Width: 20"	Top Depth: 20"
Overall Depth w/o back: 20"	Seat Depth: 20"	Top Thickness: 1¼"
w/ back: 23½"		

		Standard Powder Coat							
		Laminate PVC	Laminate Wood	Laminate 1 ¼" Wood	Veneer Wood	Veneer 1 ¼" Wood			
		Flat LP2S	Flat LW2S	Square LWS2	Flat VW2S	Flat VWS2			
		Fluted LPF2S	Fluted LWF2S	Fluted LWF2	Fluted VWF2S	Fluted VWF2			
			Rev Bevel Acrylic LMRA2S	Reverse Bevel LWR2		Reverse Bevel VWR2			
	44" Frame 20" Upholstered Seat 22" Top	IM2044 11 F	47	Gr 2 / COM	1449	1460	1617	1657	1657
				Gr 3	1547	1563	1716	1754	1754
				Gr 4	1647	1660	1815	1855	1855
				Gr 5	1746	1759	1917	1955	1955
				Gr 6	1848	1860	2016	2053	2053
	44" Frame 20" Upholstered Seat 22" Upholstered Back 22" Top: Right	IM2044 12 FR	56	Gr 2 / COM	2230	2239	2398	2435	2435
				Gr 3	2428	2439	2595	2636	2636
				Gr 4	2626	2639	2796	2833	2833
				Gr 5	2824	2840	2996	3032	3032
				Gr 6	3025	3036	3192	3233	3233
	44" Frame 20" Upholstered Seat 22" Upholstered Back 22" Top: Left	IM2044 12 FL	56	Gr 2 / COM	2230	2239	2398	2435	2435
				Gr 3	2428	2439	2595	2636	2636
				Gr 4	2626	2639	2796	2833	2833
				Gr 5	2824	2840	2996	3032	3032
				Gr 6	3025	3036	3192	3233	3233



COM Yardage
Please refer to page 114.

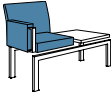


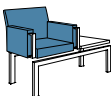
To Order, Specify...

- 1 Model Number
- 2 Frame Color
- 3 Upholstery Selection
- 4 Top Material
 - a. Laminate Manufacturer + Color
 - b. Veneer Species + Finish Color
- 5 Edge Style
- 6 Edge Color or Finish
- 7 Additional Options



Dimensions

Overall Height w/o back: 18" w/ back: 32"	Overall Depth w/o back: 20" w/ back: 23½"	Back Width: 22" Seat Height: 18" Seat Width: 20" Seat Depth: 20" Top Height: 16½" Top Width: 22" Top Depth: 20" Top Thickness: 1¼"
Overall Width: w/o arms: 44" w/ 1 arm: 45¼" w/ 2 arms: 46½"	Arm Height: 25 ½"	

		Standard Powder Coat							
		Laminate PVC	Laminate Wood	Laminate 1 ¼" Wood	Veneer Wood	Veneer 1 ¼" Wood			
		Flat LP2S	Flat LW2S	Square LW2S	Flat VP2S	Flat VW2S			
		Fluted LPF2S	Fluted LWF2S	Fluted LWF2S	Fluted VPF2S	Fluted VWF2S			
			Rev Bevel Acrylic LMRA2S	Reverse Bevel LMRA2S		Reverse Bevel LMRA2S			
	44" Frame 20" Upholstered Seat 22" Upholstered Back 22" Top: Left Upholstered Arm: Right	IM2044 13R FL	64	Gr 2 / COM	2822	2833	2990	3028	3028
				Gr 3	3072	3083	3216	3254	3254
				Gr 4	3319	3335	3488	3527	3527
				Gr 5	3567	3580	3740	3777	3777
				Gr 6	3817	3830	3986	4025	4025
	44" Frame 20" Upholstered Seat 22" Upholstered Back 22" Top: Right Upholstered Arm: Left	IM2044 13L FR	64	Gr 2 / COM	2822	2833	2990	3028	3028
				Gr 3	3072	3083	3216	3254	3254
				Gr 4	3319	3335	3488	3527	3527
				Gr 5	3567	3580	3740	3777	3777
				Gr 6	3817	3830	3986	4025	4025
	44" Frame 20" Upholstered Seat 22" Upholstered Back 19" Top: Right Upholstered Arms	IM2044 14 FR	72	Gr 2 / COM	3416	3427	3586	3623	3623
				Gr 3	3714	3727	3860	3898	3898
				Gr 4	4014	4026	4184	4221	4221
				Gr 5	4312	4323	4480	4518	4518
				Gr 6	4609	4623	4780	4816	4816
	44" Frame 20" Upholstered Seat 22" Upholstered Back 19" Top: Left Upholstered Arms	IM2044 14 FL	72	Gr 2 / COM	3416	3427	3586	3623	3623
				Gr 3	3714	3727	3860	3898	3898
				Gr 4	4014	4026	4184	4221	4221
				Gr 5	4312	4323	4480	4518	4518
				Gr 6	4609	4623	4780	4816	4816

COM Yardage
Please refer to page 114.

Finish Options	Price
Powder Coat - Premium.....	\$ 165

Arm Options	Code	Price
Fully Upholstered Arm (each).....	ZFA	\$ -71

Wire Management Options	Code	Price
1 Oval Brush Grommet.....	WOG	\$ 97
1 Round Grommet.....	WRG	\$ 76

Top Options		
Special Laminate.....	TSP	call
Custom Cutout (per cutout).....	TCC	\$ 120

Seat Options		
Cleanout Cushion (per seat).....	UCC	\$ 23

Custom Charges		
Powder Coat Alternative (per color).....	OPA	call
Custom PVC Color Match.....	OCPC	call
Stain Finish Match (per finish).....	OSM	\$ 996

Power + Data Options
Please reference the Power + Data Price List

Immix
44" Frame, Bench + Top
Chrome, Nickel + Transparent



VERSTEEL

Questions?

800 876 2120




Dimensions

Overall Height w/o back: 18"	Back Width: 22"	Top Height: 16½"
w/ back: 32"	Seat Height: 18"	Top Width: 22"
Overall Width: 44"	Seat Width: 20"	Top Depth: 20"
Overall Depth w/o back: 20"	Seat Depth: 20"	Top Thickness: 1¼"
w/ back: 23½"		

Chrome, Nickel and Transparent Powder Coat

top >
edge >

Laminate PVC	Laminate Wood	Laminate 1 ¼" Wood	Veneer Wood	Veneer 1 ¼" Wood
Flat LP2S 	Flat LW2S 	Square LW2S 	Flat VP2S 	Flat VW2S
Fluted LPF2S 	Fluted LWF2S 	Fluted LWF2S 	Fluted VPF2S 	Fluted VWF2S
	Rev Bevel Acrylic LMRA2S 	Reverse Bevel LMRA2S 		Reverse Bevel LMRA2S

Description	Model#	Product Wt	Grade	1673	1688	1843	1882	1882
 44" Frame 20" Upholstered Seat 22" Top	IM2044 11 F	47	Gr 2 / COM	1673	1688	1843	1882	1882
			Gr 3	1774	1786	1942	1981	1981
			Gr 4	1872	1887	2043	2079	2079
			Gr 5	1971	1985	2143	2181	2181
			Gr 6	2073	2086	2239	2281	2281
 44" Frame 20" Upholstered Seat 22" Upholstered Back 22" Top: Right	IM2044 12 FR	56	Gr 2 / COM	2457	2468	2623	2663	2663
			Gr 3	2652	2667	2823	2859	2859
			Gr 4	2854	2866	3024	3061	3061
			Gr 5	3051	3063	3219	3259	3259
			Gr 6	3248	3264	3421	3458	3458
 44" Frame 20" Upholstered Seat 22" Upholstered Back 22" Top: Left	IM2044 12 FL	56	Gr 2 / COM	2457	2468	2623	2663	2663
			Gr 3	2652	2667	2823	2859	2859
			Gr 4	2854	2866	3024	3061	3061
			Gr 5	3051	3063	3219	3259	3259
			Gr 6	3248	3264	3421	3458	3458

COM Yardage
Please refer to page 114.

To Order, Specify...

- 1 Model Number
- 2 Frame Color
- 3 Upholstery Selection
- 4 Top Material
 - a. Laminate Manufacturer + Color
 - b. Veneer Species + Finish Color
- 5 Edge Style
- 6 Edge Color or Finish
- 7 Additional Options



Dimensions

Overall Height w/o back: 18" w/ back: 32"	Overall Depth w/o back: 20" w/ back: 23½"	Back Width: 22" Seat Height: 18" Seat Width: 20" Seat Depth: 20" Top Height: 16½" Top Width: 22" Top Depth: 20" Top Thickness: 1¼"
Overall Width: w/o arms: 44" w/ 1 arm: 45¼" w/ 2 arms: 46½"	Arm Height: 25 ½"	

					Chrome, Nickel and Transparent Powder Coat				
					Laminate PVC	Laminate Wood	Laminate 1 ¼" Wood	Veneer Wood	Veneer 1 ¼" Wood
					Flat LP2S	Flat LW2S	Square LW2S	Flat VP2S	Flat VW2S
					Fluted LPF2S	Fluted LWF2S	Fluted LWF2S	Fluted VPF2S	Fluted VWF2S
						Rev Bevel Acrylic LMRA2S	Reverse Bevel LMRA2S		Reverse Bevel LMRA2S
	44" Frame	IM2044 13R FL	64	Gr 2 / COM	3142	3155	3312	3349	3349
	20" Upholstered Seat			Gr 3	3393	3402	3539	3575	3575
	22" Upholstered Back			Gr 4	3638	3653	3809	3850	3850
	22" Top: Left			Gr 5	3888	3903	4058	4096	4096
	Upholstered Arm: Right			Gr 6	4137	4148	4307	4345	4345
	44" Frame	IM2044 13L FR	64	Gr 2 / COM	3142	3155	3312	3349	3349
	20" Upholstered Seat			Gr 3	3393	3402	3539	3575	3575
	22" Upholstered Back			Gr 4	3638	3653	3809	3850	3850
	22" Top: Right			Gr 5	3888	3903	4058	4096	4096
	Upholstered Arm: Left			Gr 6	4137	4148	4307	4345	4345
	44" Frame	IM2044 14 FR	72	Gr 2 / COM	3830	3842	4000	4037	4037
	20" Upholstered Seat			Gr 3	4129	4141	4276	4313	4313
	22" Upholstered Back			Gr 4	4428	4443	4596	4637	4637
	19" Top: Right			Gr 5	4726	4738	4894	4934	4934
	Upholstered Arms			Gr 6	5023	5037	5192	5235	5235
	44" Frame	IM2044 14 FL	72	Gr 2 / COM	3830	3842	4000	4037	4037
	20" Upholstered Seat			Gr 3	4129	4141	4276	4313	4313
	22" Upholstered Back			Gr 4	4428	4443	4596	4637	4637
	19" Top: Left			Gr 5	4726	4738	4894	4934	4934
	Upholstered Arms			Gr 6	5023	5037	5192	5235	5235

COM Yardage
Please refer to page 114.

Arm Options	Code	Price
Fully Upholstered Arm (each)	ZFA	\$ -71

Top Options	Code	Price
Special Laminate	TSP	call
Custom Cutout (per cutout)	TCC	\$ 120

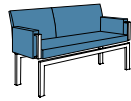
Seat Options	Code	Price
Cleanout Cushion (per seat)	UCC	\$ 23

Wire Management Options	Code	Price
1 Oval Brush Grommet	WOG	\$ 97
1 Round Grommet	WRG	\$ 76

Custom Charges	Code	Price
Powder Coat Alternative (per color)	OPA	call
Custom PVC Color Match	OCPC	call
Stain Finish Match (per finish)	OSM	\$ 996

Power + Data Options
Please reference the Power + Data Price List

Immix
Bench - 55" Frame
Powder Coat



VERSTEEL

Questions?

800 876 2120

Dimensions

Overall Height w/o back: 18" w/ back: 32"	Overall Depth w/o back: 20" w/ back: 23½"	Back Width: 22" and 33" Seat Height: 18" Seat Width: 53" Seat Depth: 20" Arm Height: 25½"
Overall Width w/o arms: 55" w/ 1 arm: 56¼" w/ 2 arms: 57½"		

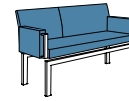
		Standard Powder Coat				
		2/COM	3	4	5	6
fabric grade >						

Description	Model#	Product Wt	2/COM	3	4	5	6
 55" Frame 53" Upholstered Seat	IM2055 01	51	1772	2019	2268	2518	2768
 55" Frame 53" Upholstered Seat 22" & 33" Upholstered Backs	IM2055 02	74	3602	4103	4600	5096	5595
 55" Frame 53" Upholstered Seat 22" & 33" Upholstered Backs Upholstered Arm: Right	IM2055 03R	82	4197	4746	5294	5840	6385
 55" Frame 53" Upholstered Seat 22" & 33" Upholstered Backs Upholstered Arm: Left	IM2055 03L	82	4197	4746	5294	5840	6385
 55" Frame 53" Upholstered Seat 22" & 33" Upholstered Backs Upholstered Arms	IM2055 04	90	4791	5391	5986	6582	7180

COM Yardage
Please refer to page 114.


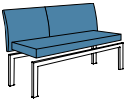
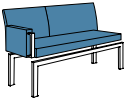
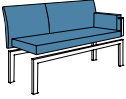
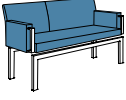
To Order, Specify...

- 1 Model Number
- 2 Frame Color
- 3 Upholstery Selection
- 4 Bench Options



Dimensions

Overall Height	Overall Depth	Back Width: 22" and 33"
w/o back: 18"	w/o back: 20"	Seat Height: 18"
w/ back: 32"	w/ back: 23½"	Seat Width: 53"
Overall Width		Seat Depth: 20"
w/o arms: 55"		Arm Height: 25½"
w/ 1 arm: 56¼"		
w/ 2 arms: 57½"		

				Chrome, Nickel and Transparent Powder Coat				
				fabric grade >				
				2/COM	3	4	5	6
Description	Model#	Product Wt						
 55" Frame 53" Upholstered Seat	IM2055 01	51		2083	2336	2583	2831	3080
 55" Frame 53" Upholstered Seat 22" & 33" Upholstered Backs	IM2055 02	74		3915	4414	4912	5410	5907
 55" Frame 53" Upholstered Seat 22" & 33" Upholstered Backs Upholstered Arm: Right	IM2055 03R	82		4605	5153	5700	6246	6795
 55" Frame 53" Upholstered Seat 22" & 33" Upholstered Backs Upholstered Arm: Left	IM2055 03L	82		4605	5153	5700	6246	6795
 55" Frame 53" Upholstered Seat 22" & 33" Upholstered Backs Upholstered Arms	IM2055 04	90		5293	5890	6490	7084	7679

COM Yardage
Please refer to page 114.

Finish Options	Price
Powder Coat - Premium.....	\$ 165

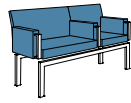
Arm Options	Code	Price
Fully Upholstered Arm (each).....	ZFA	\$ -71

Seat Options	Code	Price
Cleanout Cushion (per seat).....	UCC	\$ 23

Accessories	Code	Price
Bolster (Grade 2/COM).....	AIB2	\$ 253
Bolster (Grade 3).....	AIB3	\$ 302
Bolster (Grade 4).....	AIB4	\$ 353
Bolster (Grade 5).....	AIB5	\$ 404
Bolster (Grade 6).....	AIB6	\$ 453

Custom Charges	Code	Price
Powder Coat Alternative (per color).....	OPA	call

Immix
Bench - 55" Frame
Powder Coat




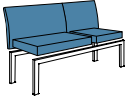
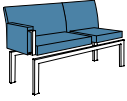


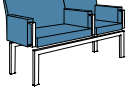
VERSTEEL

Questions?

800 876 2120

Dimensions

Overall Height w/o back: 18" w/ back: 32"	Overall Depth w/o back: 20" w/ back: 23½"	Back Width: 22" and 33" Seat Height: 18" Seat Width: 20" and 31" Seat Depth: 20" Arm Height: 25½"
Overall Width w/o arms: 55" w/ 1 arm: 56¼" w/ 2 arms: 57½"		

		Standard Powder Coat							
		2/COM	3	4	5	6			
     	Description	Model#	Product Wt	fabric grade >					
	55" Frame 20" & 31" Upholstered Seats	IM2055 D01	49		2007	2254	2503	2750	3001
	55" Frame 20" & 31" Upholstered Seats 22" & 33" Upholstered Backs	IM2055 D02	72		3836	4336	4834	5330	5830
	55" Frame 20" & 31" Upholstered Seats 22" & 33" Upholstered Backs Upholstered Arm: Right	IM2055 D03R	80		4429	4978	5527	6072	6619
	55" Frame 20" & 31" Upholstered Seats 22" & 33" Upholstered Backs Upholstered Arm: Left	IM2055 D03L	80		4429	4978	5527	6072	6619
	55" Frame 20" & 31" Upholstered Seats 22" & 33" Upholstered Backs Upholstered Arms	IM2055 D04	88		5022	5621	6220	6815	7414
55" Frame 20" & 31" Upholstered Seats 22" & 33" Upholstered Backs Upholstered Arms	IM2055 D05	96		5616	6265	6912	7558	8206	

COM Yardage
Please refer to page 114.



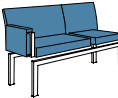

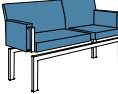
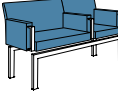
To Order, Specify...

- 1 Model Number
- 2 Frame Color
- 3 Upholstery Selection
- 4 Bench Options



Dimensions

Overall Height w/o back: 18" w/ back: 32"	Overall Depth w/o back: 20" w/ back: 23½"	Back Width: 22" and 33" Seat Height: 18" Seat Width: 20" and 31" Seat Depth: 20" Arm Height: 25½"
Overall Width w/o arms: 55" w/ 1 arm: 56¼" w/ 2 arms: 57½"		

				Chrome, Nickel and Transparent Powder Coat				
				fabric grade >				
Description	Model#	Product Wt	2/COM	3	4	5	6	
 55" Frame 20" & 31" Upholstered Seats	IM2055 D01	49	2316	2567	2816	3063	3313	
 55" Frame 20" & 31" Upholstered Seats 22" & 33" Upholstered Backs	IM2055 D02	72	4147	4647	5144	5642	6141	
 55" Frame 20" & 31" Upholstered Seats 22" & 33" Upholstered Backs Upholstered Arm: Right	IM2055 D03R	80	4839	5384	5934	6480	7029	
 55" Frame 20" & 31" Upholstered Seats 22" & 33" Upholstered Backs Upholstered Arm: Left	IM2055 D03L	80	4839	5384	5934	6480	7029	
 55" Frame 20" & 31" Upholstered Seats 22" & 33" Upholstered Backs Upholstered Arms	IM2055 D04	88	5526	6124	6722	7318	7915	
 55" Frame 20" & 31" Upholstered Seats 22" & 33" Upholstered Backs Upholstered Arms	IM2055 D05	96	6214	6859	7509	8155	8801	

COM Yardage
Please refer to page 114.

Finish Options	Price
Powder Coat - Premium.....	\$ 165

Arm Options	Code	Price
Fully Upholstered Arm (each).....	ZFA	\$ -71

Seat Options	Code	Price
Cleanout Cushion (per seat).....	UCC	\$ 23

Accessories	Code	Price
Bolster (Grade 2/COM).....	AIB2	\$ 253
Bolster (Grade 3).....	AIB3	\$ 302
Bolster (Grade 4).....	AIB4	\$ 353
Bolster (Grade 5).....	AIB5	\$ 404
Bolster (Grade 6).....	AIB6	\$ 453

Custom Charges	Code	Price
Powder Coat Alternative (per color).....	OPA	call

Immix
55" Frame, Bench + Top
Powder Coat



VERSTEEL

Questions?

800 876 2120

Dimensions

Overall Height w/o back: 18"	Back Width: 22"	Top Height: 16½"
w/ back: 32"	Seat Height: 18"	Top Width: 11"
Overall Width: 55"	Seat Width: 20"	Top Depth: 20"
Overall Depth w/o back: 20"	Seat Depth: 20"	Thickness: 1 ¼"
w/ back: 23½"		

					Standard Powder Coat				
					Laminate PVC	Laminate Wood	Laminate 1 ¼" Wood	Veneer Wood	Veneer 1 ¼" Wood
					Flat LP2S	Flat LW2S	Square LWS2	Flat VW2S	Flat VWS2
					Fluted LPF2S	Fluted LWF2S	Fluted LWF2	Fluted VWF2S	Fluted VWF2
						Rev Bevel Acrylic LMRA2S	Reverse Bevel LWR2		Reverse Bevel VWR2
Description	Model#	Product Wt	Grade						
 55" Frame 20" Upholstered Seats (2) 11" Top: Center	IM2055 11 HC	53	Gr 2 / COM	2019	2053	2119	2217	2217	
			Gr 3	2221	2254	2317	2415	2415	
			Gr 4	2421	2455	2517	2616	2616	
			Gr 5	2619	2651	2715	2816	2816	
			Gr 6	2820	2875	2917	3013	3013	
 55" Frame 20" Upholstered Seats (2) 22" Upholstered Backs (2) 11" Top: Center	IM2055 12 HC	71	Gr 2 / COM	3582	3619	3680	3779	3779	
			Gr 3	3983	4015	4079	4175	4175	
			Gr 4	4377	4412	4477	4574	4574	
			Gr 5	4775	4808	4875	4971	4971	
			Gr 6	5176	5209	5272	5369	5369	

COM Yardage
Please refer to page 114.

To Order, Specify...

- 1 Model Number
- 2 Frame Color
- 3 Upholstery Selection
- 4 Top Material
 - a. Laminate Manufacturer + Color
 - b. Veneer Species + Finish Color
- 5 Edge Style
- 6 Edge Color or Finish
- 7 Additional Options



Dimensions

Overall Height w/o back: 18" w/ back: 32"	Overall Depth w/o back: 20" w/ back: 23½"	Back Width: 22" Seat Height: 18" Seat Width: 20" Seat Depth: 20" Top Height: 16½" Top Width: 11" Top Depth: 20" Thickness: ¼"
Overall Width: w/o arms: 55" w/ 1 arm: 56¼" w/ 2 arms: 57 ½"	Arm Height: 25 ½"	

		Standard Powder Coat							
		Laminate PVC	Laminate Wood	Laminate 1 ¼" Wood	Veneer Wood	Veneer 1 ¼" Wood			
		Flat LP2S	Flat LW2S	Square LW2S	Flat VP2S	Flat VW2S			
		Fluted LPF2S	Fluted LWF2S	Fluted LWF2S	Fluted VPF2S	Fluted VWF2S			
		Rev Bevel Acrylic LMRA2S		Reverse Bevel LMRA2S	Reverse Bevel LMRA2S				
	55" Frame	IM2055 I3R HC	79	Gr 2 / COM	4174	4207	4275	4371	4371
	20" Upholstered Seats (2)			Gr 3	4624	4653	4724	4820	4820
	22" Upholstered Backs (2)			Gr 4	5072	5108	5171	5270	5270
	11" Top: Center			Gr 5	5519	5554	5616	5716	5716
	Upholstered Arm: Right			Gr 6	5966	6001	6066	6162	6162
	55" Frame	IM2055 I3L HC	79	Gr 2 / COM	4174	4207	4275	4371	4371
	20" Upholstered Seats (2)			Gr 3	4624	4653	4724	4820	4820
	22" Upholstered Backs (2)			Gr 4	5072	5108	5171	5270	5270
	11" Top: Center			Gr 5	5519	5554	5616	5716	5716
	Upholstered Arm: Left			Gr 6	5966	6001	6066	6162	6162
	55" Frame	IM2055 I4 HC	87	Gr 2 / COM	4768	4800	4868	4964	4964
	20" Upholstered Seats (2)			Gr 3	5269	5299	5366	5462	5462
	22" Upholstered Backs (2)			Gr 4	5766	5801	5863	5961	5961
	11" Top: Center			Gr 5	6259	6294	6358	6458	6458
	Upholstered Arms			Gr 6	6758	6792	6857	6954	6954
	55" Frame	IM2055 I5 HC	101	Gr 2 / COM	5957	5989	6051	6150	6150
	20" Upholstered Seats (2)			Gr 3	6554	6586	6649	6748	6748
	22" Upholstered Backs (2)			Gr 4	7152	7184	7248	7348	7348
	8" Top: Center			Gr 5	7745	7779	7843	7943	7943
	Upholstered Arms			Gr 6	8343	8377	8441	8542	8542

COM Yardage
Please refer to page 114.

Finish Options	Price
Powder Coat - Premium.....	\$ 165

Arm Options	Code	Price
Fully Upholstered Arm (each).....	ZFA	\$ -71

Wire Management Options	Code	Price
1 Oval Brush Grommet.....	WOG	\$ 97
1 Round Grommet.....	WRG	\$ 76

Top Options	
Special Laminate.....	TSP call
Custom Cutout (per cutout).....	TCC \$ 120

Seat Options	
Cleanout Cushion (per seat).....	UCC \$ 23

Custom Charges	
Powder Coat Alternative (per color).....	OPA call
Custom PVC Color Match.....	OCPCall
Stain Finish Match (per finish).....	OSM \$ 996

Power + Data Options
Please reference the Power + Data Price List

Immix
55" Frame, Bench + Top
Powder Coat



VERSTEEL

Questions?

800 876 2120

Dimensions

Overall Height w/o back: 18"	Back Width: 22"	Top Height: 16½"
w/ back: 32"	Seat Height: 18"	Top Width: 11"
Overall Width: 55"	Seat Width: 20"	Top Depth: 20"
Overall Depth w/o back: 20"	Seat Depth: 20"	Thickness: 1 ¼"
w/ back: 23½"		

					Standard Powder Coat				
					Laminate PVC	Laminate Wood	Laminate 1 ¼" Wood	Veneer Wood	Veneer 1 ¼" Wood
					Flat LP2S	Flat LW2S	Square LWS2	Flat VW2S	Flat VWS2
					Fluted LPF2S	Fluted LWF2S	Fluted LWF2	Fluted VWF2S	Fluted VWF2
						Rev Bevel Acrylic LMRA2S	Reverse Bevel LWR2		Reverse Bevel VWR2
Description	Model#	Product Wt	Grade						
 55" Frame 20" Upholstered Seats (2) 11" Top: Center	IM2055 11 HC	53	Gr 2 / COM	2336	2366	2430	2531	2531	
			Gr 3	2534	2567	2632	2728	2728	
			Gr 4	2733	2765	2828	2927	2927	
			Gr 5	2932	2964	3028	3127	3127	
			Gr 6	3131	3163	3231	3324	3324	
 55" Frame 20" Upholstered Seats (2) 22" Upholstered Backs (2) 11" Top: Center	IM2055 12 HC	71	Gr 2 / COM	3894	3930	3992	4090	4090	
			Gr 3	4292	4327	4393	4488	4488	
			Gr 4	4693	4726	4791	4887	4887	
			Gr 5	5086	5121	5186	5286	5286	
			Gr 6	5484	5521	5584	5682	5682	

COM Yardage
Please refer to page 114.

To Order, Specify...

- 1 Model Number
- 2 Frame Color
- 3 Upholstery Selection
- 4 Top Material
 - a. Laminate Manufacturer + Color
 - b. Veneer Species + Finish Color
- 5 Edge Style
- 6 Edge Color or Finish
- 7 Additional Options



Dimensions

Overall Height w/o back: 18" w/ back: 32"	Overall Depth w/o back: 20" w/ back: 23½"	Back Width: 22" Seat Height: 18" Seat Width: 20" Seat Depth: 20" Top Height: 16½" Top Width: 11" Top Depth: 20" Thickness: ¼"
Overall Width: w/o arms: 55" w/ 1 arm: 56¼" w/ 2 arms: 57 ½"	Arm Height: 25 ½"	

		Chrome, Nickel and Transparent Powder Coat							
		Laminate PVC	Laminate Wood	Laminate 1 ¼" Wood	Veneer Wood	Veneer 1 ¼" Wood			
		Flat LP2S	Flat LW2S	Square LW2S	Flat VP2S	Flat VW2S			
		Fluted LPF2S	Fluted LWF2S	Fluted LWF2S	Fluted VPF2S	Fluted VWF2S			
			Rev Bevel Acrylic LMRA2S	Reverse Bevel LMRA2S		Reverse Bevel LMRA2S			
	55" Frame	IM2055 I3R HC	79	Gr 2 / COM	4584	4616	4679	4780	4780
	20" Upholstered Seats (2)				5031	5065	5129	5228	5228
	22" Upholstered Backs (2)				5479	5512	5577	5678	5678
	11" Top: Center				5923	5959	6021	6123	6123
	Upholstered Arm: Right				6374	6407	6470	6570	6570
	55" Frame	IM2055 I3L HC	79	Gr 2 / COM	4584	4616	4679	4780	4780
	20" Upholstered Seats (2)				5031	5065	5129	5228	5228
	22" Upholstered Backs (2)				5479	5512	5577	5678	5678
	11" Top: Center				5923	5959	6021	6123	6123
	Upholstered Arm: Left				6374	6407	6470	6570	6570
	55" Frame	IM2055 I4 HC	87	Gr 2 / COM	5271	5301	5368	5466	5466
	20" Upholstered Seats (2)				5768	5803	5865	5965	5965
	22" Upholstered Backs (2)				6268	6301	6365	6462	6462
	11" Top: Center				6763	6796	6859	6958	6958
	Upholstered Arms				7262	7293	7356	7456	7456
	55" Frame	IM2055 I5 HC	101	Gr 2 / COM	6645	6681	6744	6843	6843
	20" Upholstered Seats (2)				7244	7276	7343	7439	7439
	22" Upholstered Backs (2)				7841	7874	7942	8039	8039
	8" Top: Center				8436	8469	8539	8630	8630
	Upholstered Arms				9034	9068	9133	9232	9232

COM Yardage
Please refer to page 114.

Arm Options

Fully Upholstered Arm (each).....ZFA	\$ -71
--------------------------------------	--------

Top Options

Special Laminate.....TSP	call
Custom Cutout (per cutout).....TCC	\$ 120

Seat Options

Cleanout Cushion (per seat).....UCC	\$ 23
-------------------------------------	-------

Wire Management Options

1 Oval Brush Grommet.....WOG	\$ 97
1 Round Grommet.....WRG	\$ 76

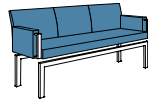
Custom Charges

Powder Coat Alternative (per color).....OPA	call
Custom PVC Color Match.....OCP	call
Stain Finish Match (per finish).....OSM	\$ 996

Power + Data Options

Please reference the Power + Data Price List

Immix
Bench - 66" Frame
Powder Coat



VERSTEEL

Questions?

800 876 2120

Dimensions

Overall Height w/o back: 18" w/ back: 32"	Overall Depth w/o back: 20" w/ back: 23½"	Back Width: 22" Seat Height: 18" Seat Width: 64" Seat Depth: 20" Arm Height: 25½"
Overall Width w/o arms: 66" w/ 1 arm: 67¼" w/ 2 arms: 68½"		

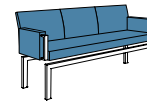
		Standard Powder Coat				
		2/COM	3	4	5	6
fabric grade >						

Description	Model#	Product Wt	2/COM	3	4	5	6
 66" Frame 64" Upholstered Seat	IM2066 01	61	1952	2251	2548	2848	3144
 66" Frame 64" Upholstered Seat 22" Upholstered Backs (3)	IM2066 02	88	4292	4892	5490	6079	6681
 66" Frame 64" Upholstered Seat 22" Upholstered Backs (3) Upholstered Arm: Right	IM2066 03R	96	4886	5534	6182	6825	7471
 66" Frame 64" Upholstered Seat 22" Upholstered Backs (3) Upholstered Arm: Left	IM2066 03L	96	4886	5534	6182	6825	7471
 66" Frame 64" Upholstered Seat 22" Upholstered Backs (3) Upholstered Arms	IM2066 04	104	5479	6177	6876	7568	8264

COM Yardage
Please refer to page 114.

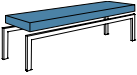

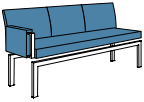


To Order, Specify...

- 1 Model Number
- 2 Frame Color
- 3 Upholstery Selection
- 4 Bench Options



Dimensions

Overall Height w/o back: 18" w/ back: 32"	Overall Depth w/o back: 20" w/ back: 23½"	Back Width: 22" Seat Height: 18" Seat Width: 64" Seat Depth: 20" Arm Height: 25½"
Overall Width w/o arms: 66" w/ 1 arm: 67¼" w/ 2 arms: 68½"		

				Chrome, Nickel and Transparent Powder Coat				
				fabric grade >				
Description	Model#	Product Wt	2/COM	3	4	5	6	
 66" Frame 64" Upholstered Seat	IM2066 01	61	2520	2821	3119	3417	3715	
 66" Frame 64" Upholstered Seat 22" Upholstered Backs (3)	IM2066 02	88	4862	5460	6062	6649	7248	
 66" Frame 64" Upholstered Seat 22" Upholstered Backs (3) Upholstered Arm: Right	IM2066 03R	96	5554	6199	6846	7490	8135	
 66" Frame 64" Upholstered Seat 22" Upholstered Backs (3) Upholstered Arm: Left	IM2066 03L	96	5554	6199	6846	7490	8135	
 66" Frame 64" Upholstered Seat 22" Upholstered Backs (3) Upholstered Arms	IM2066 04	104	6240	6938	7634	8324	9024	

COM Yardage
Please refer to page 114.

Finish Options
Powder Coat - Premium..... \$ 165

Arm Options
Fully Upholstered Arm (each).....ZFA \$ -71

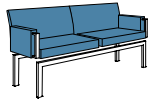
Seat Options
Cleanout Cushion (per seat).....UCC \$ 23

Accessories
Bolster (Grade 2/COM).....AIB2 \$ 253
Bolster (Grade 3).....AIB3 \$ 302
Bolster (Grade 4).....AIB4 \$ 353
Bolster (Grade 5).....AIB5 \$ 404
Bolster (Grade 6).....AIB6 \$ 453

Custom Charges
Powder Coat Alternative (per color)..... OPA call

Immix

Bench - 66" Frame
Powder Coat


VERSTEEL
Questions?

800 876 2120

Dimensions

Overall Height w/o back: 18" w/ back: 32"	Overall Depth w/o back: 20" w/ back: 23½"	Back Width: 33" Seat Height: 18" Seat Width: 31" Seat Depth: 20" Arm Height: 25½"
Overall Width w/o arms: 66" w/ 1 arm: 67¼" w/ 2 arms: 68 ½"		

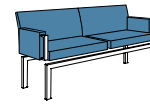
Description	Model#	Product Wt	Standard Powder Coat				
			2/COM	3	4	5	6
 66" Frame 31" Upholstered Seats (2)	IM2066 D01	59	2173	2470	2771	3071	3367
 66" Frame 31" Upholstered Seats (2) 33" Upholstered Backs (2)	IM2066 D02	87	4276	4875	5473	6069	6667
 66" Frame 31" Upholstered Seats (2) 33" Upholstered Backs (2) Upholstered Arm: Right	IM2066 D03R	95	4869	5517	6164	6811	7460
 66" Frame 31" Upholstered Seats (2) 33" Upholstered Backs (2) Upholstered Arm: Left	IM2066 D03L	95	4869	5517	6164	6811	7460
 66" Frame 31" Upholstered Seats (2) 33" Upholstered Backs (2) Upholstered Arms	IM2066 D04	103	5460	6159	6857	7556	8253
 66" Frame 31" Upholstered Seats (2) 33" Upholstered Backs (2) Upholstered Arms	IM2066 D05	111	6054	6802	7548	8297	9047

COM Yardage

Please refer to page 114.

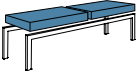





To Order, Specify...

- 1 Model Number
- 2 Frame Color
- 3 Upholstery Selection
- 4 Bench Options



Dimensions

Overall Height w/o back: 18" w/ back: 32"	Overall Depth w/o back: 20" w/ back: 23½"	Back Width: 33" Seat Height: 18" Seat Width: 31" Seat Depth: 20" Arm Height: 25½"
Overall Width w/o arms: 66" w/ 1 arm: 67¼" w/ 2 arms: 68 ½"		

			Chrome, Nickel and Transparent Powder Coat				
			fabric grade >				
Description	Model#	Product Wt	2/COM	3	4	5	6
 66" Frame 31" Upholstered Seats (2)	IM2066 D01	59	2742	3039	3342	3637	3938
 66" Frame 31" Upholstered Seats (2) 33" Upholstered Backs (2)	IM2066 D02	87	4844	5445	6041	6640	7237
 66" Frame 31" Upholstered Seats (2) 33" Upholstered Backs (2) Upholstered Arm: Right	IM2066 D03R	95	5532	6181	6828	7477	8124
 66" Frame 31" Upholstered Seats (2) 33" Upholstered Backs (2) Upholstered Arm: Left	IM2066 D03L	95	5532	6181	6828	7477	8124
 66" Frame 31" Upholstered Seats (2) 33" Upholstered Backs (2) Upholstered Arms	IM2066 D04	103	6221	6918	7618	8314	9010
 66" Frame 31" Upholstered Seats (2) 33" Upholstered Backs (2) Upholstered Arms	IM2066 D05	111	6910	7657	8403	9152	9898

COM Yardage
Please refer to page 114.

Finish Options	Price
Powder Coat - Premium.....	\$ 165

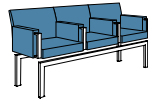
Arm Options	Code	Price
Fully Upholstered Arm (each).....	ZFA	\$ -71

Seat Options	Code	Price
Cleanout Cushion (per seat).....	UCC	\$ 23

Accessories	Code	Price
Bolster (Grade 2/COM).....	AIB2	\$ 253
Bolster (Grade 3).....	AIB3	\$ 302
Bolster (Grade 4).....	AIB4	\$ 353
Bolster (Grade 5).....	AIB5	\$ 404
Bolster (Grade 6).....	AIB6	\$ 453

Custom Charges	Code	Price
Powder Coat Alternative (per color).....	OPA	call

Immix
Bench - 66" Frame
Powder Coat



VERSTEEL

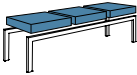




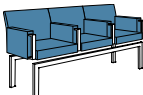
Questions?

800 876 2120

Dimensions

Overall Height w/o back: 18" w/ back: 32"	Overall Depth w/o back: 20" w/ back: 23½"	Back Width: 22" Seat Height: 18" Seat Width: 20" Seat Depth: 20" Arm Height: 25½"
Overall Width w/o arms: 66" w/ 1 arm: 67¼" w/ 2 arms: 68½"		

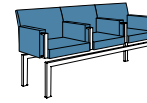
Standard Powder Coat

Description	Model#	Product Wt	Standard Powder Coat				
			2/COM	3	4	5	6
 <p>66" Frame 20" Upholstered Seats (3)</p>	IM2066 T01	57	2401	2699	3000	3297	3597
 <p>66" Frame 20" Upholstered Seats (3) 22" Upholstered Backs (3)</p>	IM2066 T02	87	4745	5341	5942	6532	7130
 <p>66" Frame 20" Upholstered Seats (3) 22" Upholstered Backs (3) Upholstered Arm: Right</p>	IM2066 T03R	95	5337	5985	6634	7274	7922
 <p>66" Frame 20" Upholstered Seats (3) 22" Upholstered Backs (3) Upholstered Arm: Left</p>	IM2066 T03L	95	5337	5985	6634	7274	7922
 <p>66" Frame 20" Upholstered Seats (3) 22" Upholstered Backs (3) Upholstered Arms</p>	IM2066 T04	103	5930	6627	7325	8019	8718
 <p>66" Frame 20" Upholstered Seats (3) 22" Upholstered Backs (3) Upholstered Arms</p>	IM2066 T05	119	7116	7914	8709	9503	10300

COM Yardage
Please refer to page 114.

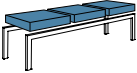





To Order, Specify...

- 1 Model Number
- 2 Frame Color
- 3 Upholstery Selection
- 4 Bench Options



Dimensions

Overall Height w/o back: 18" w/ back: 32"	Overall Depth w/o back: 20" w/ back: 23½"	Back Width: 22" Seat Height: 18" Seat Width: 20" Seat Depth: 20" Arm Height: 25½"
Overall Width w/o arms: 66" w/ 1 arm: 67¼" w/ 2 arms: 68½"		

Description	Model#	Product Wt	Chrome, Nickel and Transparent Powder Coat				
			2/COM	3	4	5	6
 <p>66" Frame 20" Upholstered Seats (3)</p>	IM2066 T01	57	2972	3268	3568	3869	4167
 <p>66" Frame 20" Upholstered Seats (3) 22" Upholstered Backs (3)</p>	IM2066 T02	87	5313	5911	6510	7104	7701
 <p>66" Frame 20" Upholstered Seats (3) 22" Upholstered Backs (3) Upholstered Arm: Right</p>	IM2066 T03R	95	6002	6648	7297	7942	8589
 <p>66" Frame 20" Upholstered Seats (3) 22" Upholstered Backs (3) Upholstered Arm: Left</p>	IM2066 T03L	95	6002	6648	7297	7942	8589
 <p>66" Frame 20" Upholstered Seats (3) 22" Upholstered Backs (3) Upholstered Arms</p>	IM2066 T04	103	6690	7386	8083	8779	9477
 <p>66" Frame 20" Upholstered Seats (3) 22" Upholstered Backs (3) Upholstered Arms</p>	IM2066 T05	119	8064	8861	9657	10452	11250

COM Yardage
Please refer to page 114.

Finish Options	Price
Powder Coat - Premium.....	\$ 165

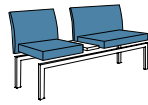
Arm Options	Code	Price
Fully Upholstered Arm (each).....	ZFA	\$ -71

Seat Options	Code	Price
Cleanout Cushion (per seat).....	UCC	\$ 23

Accessories	Code	Price
Bolster (Grade 2/COM).....	AIB2	\$ 253
Bolster (Grade 3).....	AIB3	\$ 302
Bolster (Grade 4).....	AIB4	\$ 353
Bolster (Grade 5).....	AIB5	\$ 404
Bolster (Grade 6).....	AIB6	\$ 453

Custom Charges	Code	Price
Powder Coat Alternative (per color).....	OPA	call

Immix
66" Frame, Bench + Top
Powder Coat



VERSTEEL

Questions?

800 876 2120

Dimensions


Overall Height w/o back: 18"	Back Width: 22" and 33"	Top Height: 16½"
w/ back: 32"	Seat Height: 18"	Top Width: 11"
Overall Width: 66"	Seat Width: 20" and 31"	Top Depth: 20"
Overall Depth w/o back: 20"	Seat Depth: 20"	Top Thickness: 1 ¼"
w/ back: 23½"		

					Standard Powder Coat				
					Laminate PVC	Laminate Wood	Laminate 1 ¼" Wood	Veneer Wood	Veneer 1 ¼" Wood
					Flat LP2S	Flat LW2S	Square LWS2	Flat VW2S	Flat VWS2
					Fluted LPF2S	Fluted LWF2S	Fluted LWF2	Fluted VWF2S	Fluted VWF2
						Rev Bevel Acrylic LMRA2S	Reverse Bevel LWR2		Reverse Bevel VWR2
	66" Frame 20" & 31" Upholstered Seat 11" Top: Center	IM2066 11 HC	62	Gr 2 / COM	2188	2224	2286	2382	2382
				Gr 3	2436	2470	2536	2634	2634
				Gr 4	2689	2722	2785	2882	2882
				Gr 5	2936	2971	3034	3132	3132
				Gr 6	3187	3218	3284	3382	3382
	66" Frame 20" & 31" Upholstered Seats 22" & 33" Upholstered Backs 11" Top: Center	IM2066 12 HC	85	Gr 2 / COM	4020	4053	4118	4218	4218
				Gr 3	4519	4555	4617	4715	4715
				Gr 4	5018	5051	5115	5214	5214
				Gr 5	5515	5547	5613	5713	5713
				Gr 6	6014	6047	6110	6210	6210

COM Yardage
Please refer to page 114.

To Order, Specify...

- 1 Model Number
- 2 Frame Color
- 3 Upholstery Selection
- 4 Top Material
 - a. Laminate Manufacturer + Color
 - b. Veneer Species + Finish Color
- 5 Edge Style
- 6 Edge Color or Finish
- 7 Additional Options



Dimensions

Overall Height w/o back: 18" w/ back: 32"	Overall Depth w/o back: 20" w/ back: 23½"	Back Width: 22" and 33" Seat Height: 18" Seat Width: 20" and 31" Seat Depth: 20" Top Height: 16½" Top Width: 11" Top Depth: 20" Top Thickness: 1 ¼"
Overall Width: w/o arms: 66" w/ 1 arm: 67¼" w/ 2 arms: 68½"	Arm Height: 25½"	

		Standard Powder Coat										
top >	edge >	Laminate PVC	Laminate Wood	Laminate 1 ¼" Wood	Veneer Wood	Veneer 1 ¼" Wood						
		Flat LP2S 	Flat LW2S 	Square LW2S 	Flat VP2S 	Flat VW2S 						
		Fluted LPF2S 	Fluted LWF2S 	Fluted LWF2S 	Fluted VPF2S 	Fluted VWF2S 						
			Rev Bevel Acrylic LMRA2S 	Reverse Bevel LMRA2S 		Reverse Bevel LMRA2S 						
	66" Frame 20" & 31" Upholstered Seats 22" & 33" Upholstered Backs 11" Top: Center Upholstered Arm: Right	IM2066 13R HC	93	Gr 2 / COM Gr 3 Gr 4 Gr 5 Gr 6	4614 5163 5713 6257 6807	4647 5194 5743 6291 6840	4712 5261 5809 6353 6903	4809 5358 5907 6455 7002	4809 5358 5907 6455 7002			
		66" Frame 20" & 31" Upholstered Seats 22" & 33" Upholstered Backs 11" Top: Center Upholstered Arm: Left	IM2066 13L HC	93	Gr 2 / COM Gr 3 Gr 4 Gr 5 Gr 6	4614 5163 5713 6257 6807	4647 5194 5743 6291 6840	4712 5261 5809 6353 6903	4809 5358 5907 6455 7002	4809 5358 5907 6455 7002		
			66" Frame 20" & 31" Upholstered Seats 22" & 33" Upholstered Backs 11" Top: Center Upholstered Arms	IM2066 14 HC	101	Gr 2 / COM Gr 3 Gr 4 Gr 5 Gr 6	5209 5806 6404 7000 7597	5241 5839 6436 7032 7630	5302 5905 6502 7097 7694	5404 6002 6602 7196 7793	5404 6002 6602 7196 7793	
				66" Frame 20" & 31" Upholstered Seats 22" & 33" Upholstered Backs 8" Top: Center Upholstered Arms	IM2066 15 HC	117	Gr 2 / COM Gr 3 Gr 4 Gr 5 Gr 6	6394 7090 7788 8485 9184	6427 7126 7824 8517 9215	6492 7188 7888 8585 9281	6588 7288 7985 8678 9378	6588 7288 7985 8678 9378

COM Yardage
Please refer to page 114.

Finish Options	Price
Powder Coat - Premium.....	\$ 165

Arm Options	Code	Price
Fully Upholstered Arm (each).....	ZFA	\$ -71

Top Options	
Special Laminate.....	TSP call
Custom Cutout (per cutout).....	TCC \$ 120

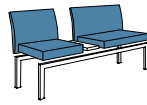
Seat Options	
Cleanout Cushion (per seat).....	UCC \$ 23

Wire Management Options	Code	Price
1 Oval Brush Grommet.....	WOG	\$ 97
1 Round Grommet.....	WRG	\$ 76

Custom Charges	
Powder Coat Alternative (per color).....	OPA call
Custom PVC Color Match.....	OCPCall
Stain Finish Match (per finish).....	OSM \$ 996

Power + Data Options
Please reference the Power + Data Price List

Immix
66" Frame, Bench + Top
Powder Coat



VERSTEEL

Questions?

800 876 2120

Dimensions


Overall Height w/o back: 18" w/ back: 32"	Back Width: 22" and 33" Seat Height: 18" Seat Width: 20" and 31" Seat Depth: 20"	Top Height: 16½" Top Width: 11" Top Depth: 20" Top Thickness: 1 ¼"
---	---	---

					Standard Powder Coat				
					Laminate PVC	Laminate Wood	Laminate 1 ¼" Wood	Veneer Wood	Veneer 1 ¼" Wood
					Flat LP2S	Flat LW2S	Square LWS2	Flat VW2S	Flat VWS2
					Fluted LPF2S	Fluted LWF2S	Fluted LWF2	Fluted VWF2S	Fluted VWF2
						Rev Bevel Acrylic LMRA2S	Reverse Bevel LWR2		Reverse Bevel VWR2
	66" Frame 20" & 31" Upholstered Seat 11" Top: Center	IM2066 11 HC	62	Gr 2 / COM	2756	2793	2856	2954	2954
				Gr 3	3008	3039	3105	3204	3204
				Gr 4	3258	3289	3354	3453	3453
				Gr 5	3507	3540	3602	3702	3702
				Gr 6	3755	3788	3854	3950	3950
	66" Frame 20" & 31" Upholstered Seats 22" & 33" Upholstered Backs 11" Top: Center	IM2066 12 HC	85	Gr 2 / COM	4591	4624	4688	4788	4788
				Gr 3	5091	5122	5188	5287	5287
				Gr 4	5586	5621	5686	5784	5784
				Gr 5	6084	6119	6182	6281	6281
				Gr 6	6582	6616	6682	6780	6780

COM Yardage
Please refer to page 114.

To Order, Specify...

- 1 Model Number
- 2 Frame Color
- 3 Upholstery Selection
- 4 Top Material
 - a. Laminate Manufacturer + Color
 - b. Veneer Species + Finish Color
- 5 Edge Style
- 6 Edge Color or Finish
- 7 Additional Options



Dimensions

Overall Height w/o back: 18" w/ back: 32"	Overall Depth w/o back: 20" w/ back: 23½"	Back Width: 22" and 33" Seat Height: 18" Seat Width: 20" and 31" Seat Depth: 20" Top Height: 16½" Top Width: 11" Top Depth: 20" Top Thickness: 1 ¼"
Overall Width: w/o arms: 66" w/ 1 arm: 67¼" w/ 2 arms: 68½"	Arm Height: 25½"	

					Chrome, Nickel and Transparent Powder Coat				
					Laminate PVC	Laminate Wood	Laminate 1 ¼" Wood	Veneer Wood	Veneer 1 ¼" Wood
					Flat LP2S	Flat LW2S	Square LWS2	Flat VW2S	Flat VWS2
					Fluted LPF2S	Fluted LWF2S	Fluted LWF2	Fluted VWVF2S	Fluted VWVF2
						Rev Bevel Acrylic LMRA2S	Reverse Bevel LWR2		Reverse Bevel VWR2
	66" Frame	IM2066 13R HC	93	Gr 2 / COM	5280	5312	5377	5476	5476
	20" & 31" Upholstered Seats			Gr 3	5829	5860	5923	6021	6021
	22" & 33" Upholstered Backs			Gr 4	6377	6409	6472	6571	6571
	11" Top: Center			Gr 5	6922	6954	7019	7117	7117
	Upholstered Arm: Right			Gr 6	7468	7505	7570	7666	7666
	66" Frame	IM2066 13L HC	93	Gr 2 / COM	5280	5312	5377	5476	5476
	20" & 31" Upholstered Seats			Gr 3	5829	5860	5923	6021	6021
	22" & 33" Upholstered Backs			Gr 4	6377	6409	6472	6571	6571
	11" Top: Center			Gr 5	6922	6954	7019	7117	7117
	Upholstered Arm: Left			Gr 6	7468	7505	7570	7666	7666
	66" Frame	IM2066 14 HC	101	Gr 2 / COM	5966	6564	7164	7756	8358
	20" & 31" Upholstered Seats			Gr 3	6001	6601	7196	7792	8391
	22" & 33" Upholstered Backs			Gr 4	6066	6664	7262	7858	8456
	11" Top: Center			Gr 5	6162	6760	7356	7954	8552
	Upholstered Arms			Gr 6	6162	6760	7356	7954	8552
	66" Frame	IM2066 15 HC	117	Gr 2 / COM	7343	7378	7439	7539	7539
	20" & 31" Upholstered Seats			Gr 3	8040	8074	8136	8234	8234
	22" & 33" Upholstered Backs			Gr 4	8738	8771	8834	8934	8934
	8" Top: Center			Gr 5	9436	9468	9554	9629	9629
	Upholstered Arms			Gr 6	10132	10165	10228	10328	10328

COM Yardage
Please refer to page 114.

Finish Options	Price
Powder Coat - Premium.....	\$ 165


Arm Options	Code	Price
Fully Upholstered Arm (each).....	ZFA	\$ -71

Top Options	Code	Price
Special Laminate.....	TSP	call
Custom Cutout (per cutout).....	TCC	\$ 120

Seat Options	Code	Price
Cleanout Cushion (per seat).....	UCC	\$ 23

Custom Charges	Code	Price
Powder Coat Alternative (per color).....	OPA	call
Custom PVC Color Match.....	OCF	call
Stain Finish Match (per finish).....	OSM	\$ 996

Immix
66" Frame, Bench + Top
Powder Coat



VERSTEEL

Questions?

800 876 2120

Dimensions

Overall Height w/o back: 18"	Back Width: 22"	Top Height: 16½"
w/ back: 32"	Seat Height: 18"	Top Width: 22"
Overall Width: 66"	Seat Width: 20"	Top Depth: 20"
Overall Depth w/o back: 20"	Seat Depth: 20"	Top Thickness: 1¼"
w/ back: 23½"		

					Standard Powder Coat				
					Laminate PVC	Laminate Wood	Laminate 1 ¼" Wood	Veneer Wood	Veneer 1 ¼" Wood
					Flat LP2S	Flat LW2S	Square LW2S	Flat VP2S	Flat VW2S
					Fluted LPF2S	Fluted LWF2S	Fluted LWF2S	Fluted VPF2S	Fluted VWF2S
						Rev Bevel Acrylic LMRA2S	Reverse Bevel LMRA2S		Reverse Bevel LMRA2S
 66" Frame 20" Upholstered Seats (2) 22" Top: Center	IM2066 11 FC	61	Gr 2 / COM	2128	2143	2298	2339	2339	
				Gr 3	2327	2343	2498	2536	2536
				Gr 4	2530	2541	2697	2738	2738
				Gr 5	2727	2741	2896	2935	2935
				Gr 6	2924	2938	3096	3134	3134
 66" Frame 20" Upholstered Seats (2) 22" Upholstered Backs (2) 22" Top: Center	IM2066 12 FC	79	Gr 2 / COM	3691	3704	3860	3900	3900	
				Gr 3	4088	4103	4257	4296	4296
				Gr 4	4487	4502	4653	4696	4696
				Gr 5	4883	4896	5054	5092	5092
				Gr 6	5283	5296	5451	5490	5490

COM Yardage
Please refer to page 114.

To Order, Specify...

- 1 Model Number
- 2 Frame Color
- 3 Upholstery Selection
- 4 Top Material
 - a. Laminate Manufacturer + Color
 - b. Veneer Species + Finish Color
- 5 Edge Style
- 6 Edge Color or Finish
- 7 Additional Options



Dimensions

Overall Height w/o back: 18" w/ back: 32"	Overall Depth w/o back: 20" w/ back: 23½"	Back Width: 22" Seat Height: 18" Seat Width: 20" Seat Depth: 20" Top Height: 16½" Top Width: 22" Top Depth: 20" Top Thickness: 1 ¼"
Overall Width: w/o arms: 66" w/ 1 arm: 67¼" w/ 2 arms: 68½"	Arm Height: 25½"	

		Standard Powder Coat							
		Laminate PVC	Laminate Wood	Laminate 1 ¼" Wood	Veneer Wood	Veneer 1 ¼" Wood			
		Flat LP2S	Flat LW2S	Square LW2S	Flat VP2S	Flat VW2S			
		Fluted LPF2S	Fluted LWF2S	Fluted LWF2S	Fluted VPF2S	Fluted VWF2S			
			Rev Bevel Acrylic LMRA2S	Reverse Bevel LMRA2S		Reverse Bevel LMRA2S			
	66" Frame	IM2066 I3R FC	87	Gr 2 / COM	4284	4296	4452	4489	4489
	20" Upholstered Seats (2)			Gr 3	4731	4746	4903	4939	4939
	22" Upholstered Backs (2)			Gr 4	5180	5192	5350	5391	5391
	22" Top: Center			Gr 5	5624	5638	5796	5836	5836
	Upholstered Arm: Right			Gr 6	6075	6087	6244	6283	6283
	66" Frame	IM2066 I3L FC	87	Gr 2 / COM	4284	4296	4452	4489	4489
	20" Upholstered Seats (2)			Gr 3	4731	4746	4903	4939	4939
	22" Upholstered Backs (2)			Gr 4	5180	5192	5350	5391	5391
	22" Top: Center			Gr 5	5624	5638	5796	5836	5836
	Upholstered Arm: Left			Gr 6	6075	6087	6244	6283	6283
	66" Frame	IM2066 I4 FC	95	Gr 2 / COM	4877	4888	5048	5083	5083
	20" Upholstered Seats (2)			Gr 3	5375	5391	5545	5582	5582
	22" Upholstered Backs (2)			Gr 4	5872	5888	6044	6079	6079
	22" Top: Center			Gr 5	6370	6381	6539	6576	6576
	Upholstered Arms			Gr 6	6866	6882	7034	7074	7074
	66" Frame	IM2066 I5FC	110	Gr 2 / COM	6065	6076	6231	6271	6271
	20" Upholstered Seats (2)			Gr 3	6663	6672	6831	6867	6867
	22" Upholstered Backs (2)			Gr 4	7260	7272	7429	7466	7466
	22" Top: Center			Gr 5	7856	7866	8023	8062	8062
	Upholstered Arms			Gr 6	8450	8465	8622	8662	8662

COM Yardage
Please refer to page 114.

Finish Options	Price
Powder Coat - Premium.....	\$ 165

Arm Options	Code	Price
Fully Upholstered Arm (each).....	ZFA	\$ -71

Wire Management Options	Code	Price
1 Oval Brush Grommet.....	WOG	\$ 97
1 Round Grommet.....	WRG	\$ 76

Top Options	
Special Laminate.....	TSP call
Custom Cutout (per cutout).....	TCC \$ 120


Seat Options	
Cleanout Cushion (per seat).....	UCC \$ 23

Custom Charges	
Powder Coat Alternative (per color).....	OPA call
Custom PVC Color Match.....	OCPC call
Stain Finish Match (per finish).....	OSM \$ 996

Power + Data Options
Please reference the Power + Data Price List

Immix

66" Frame, Bench + Top
 Chrome, Nickel + Transparent



VERSTEEL

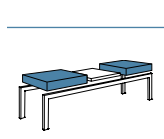
Questions?

800 876 2120

Dimensions

Overall Height w/o back: 18"	Back Width: 22"	Top Height: 16½"
w/ back: 32"	Seat Height: 18"	Top Width: 22"
Overall Width: 66"	Seat Width: 20"	Top Depth: 20"
Overall Depth w/o back: 20"	Seat Depth: 20"	Top Thickness: 1¼"
w/ back: 23½"		

					Chrome, Nickel + Transparent Powder Coat				
					Laminate PVC	Laminate Wood	Laminate 1 ¼" Wood	Veneer Wood	Veneer 1 ¼" Wood
					Flat LP2S	Flat LW2S	Square LW2S	Flat VP2S	Flat VW2S
					Fluted LPF2S	Fluted LWF2S	Fluted LWF2S	Fluted VPF2S	Fluted VWF2S
						Rev Bevel Acrylic LMRA2S	Reverse Bevel LMRA2S		Reverse Bevel LMRA2S
	66" Frame 20" Upholstered Seats (2) 22" Top: Center	IM2066 11 FC	61	Gr 2 / COM	2698	2712	2867	2906	2906
				Gr 3	2900	2911	3066	3105	3105
				Gr 4	3097	3111	3266	3307	3307
				Gr 5	3296	3311	3468	3505	3505
				Gr 6	3500	3510	3666	3704	3704
	66" Frame 20" Upholstered Seats (2) 22" Upholstered Backs (2) 22" Top: Center	IM2066 12 FC	79	Gr 2 / COM	4259	4275	4429	4470	4470
				Gr 3	4661	4673	4829	4868	4868
				Gr 4	5058	5070	5228	5265	5265
				Gr 5	5452	5466	5622	5661	5661
				Gr 6	5853	5864	6020	6062	6062



COM Yardage
 Please refer to page 114.

To Order, Specify...

- 1 Model Number
- 2 Frame Color
- 3 Upholstery Selection
- 4 Top Material
 - a. Laminate Manufacturer + Color
 - b. Veneer Species + Finish Color
- 5 Edge Style
- 6 Edge Color or Finish
- 7 Additional Options



Dimensions

Overall Height w/o back: 18" w/ back: 32"	Overall Depth w/o back: 20" w/ back: 23½"	Back Width: 22" Seat Height: 18" Seat Width: 20" Seat Depth: 20" Top Height: 16½" Top Width: 22" Top Depth: 20" Top Thickness: ¼"
Overall Width: w/o arms: 66" w/ 1 arm: 67¼" w/ 2 arms: 68½"	Arm Height: 25½"	

					Chrome, Nickel and Transparent Powder Coat				
					Laminate PVC	Laminate Wood	Laminate 1 ¼" Wood	Veneer Wood	Veneer 1 ¼" Wood
					Flat LP2S	Flat LW2S	Square LW2S	Flat VP2S	Flat VW2S
					Fluted LPF2S	Fluted LWF2S	Fluted LWF2S	Fluted VPF2S	Fluted VWF2S
						Rev Bevel Acrylic LMRA2S	Reverse Bevel LMRA2S		Reverse Bevel LMRA2S
	66" Frame 20" Upholstered Seats (2) 22" Upholstered Backs (2) 22" Top: Center Upholstered Arm: Right	IM2066 13R FC	87	Gr 2 / COM	4949	4962	5118	5155	5155
				Gr 3	5397	5410	5564	5606	5606
				Gr 4	5844	5859	6015	6051	6051
				Gr 5	6291	6303	6460	6498	6498
				Gr 6	6738	6750	6910	6947	6947
	66" Frame 20" Upholstered Seats (2) 22" Upholstered Backs (2) 22" Top: Center Upholstered Arm: Left	IM2066 13L FC	87	Gr 2 / COM	4949	4962	5118	5155	5155
				Gr 3	5397	5410	5564	5606	5606
				Gr 4	5844	5859	6015	6051	6051
				Gr 5	6291	6303	6460	6498	6498
				Gr 6	6738	6750	6910	6947	6947
	66" Frame 20" Upholstered Seats (2) 22" Upholstered Backs (2) 22" Top: Center Upholstered Arms	IM2066 14 FC	95	Gr 2 / COM	5636	5649	5806	5843	5843
				Gr 3	6133	6147	6303	6342	6342
				Gr 4	6634	6645	6802	6842	6842
				Gr 5	7128	7142	7297	7337	7337
				Gr 6	7625	7637	7796	7833	7833
	66" Frame 20" Upholstered Seats (2) 22" Upholstered Backs (2) 22" Top: Center Upholstered Arms	IM2066 15FC	110	Gr 2 / COM	7011	7025	7181	7221	7221
				Gr 3	7611	7623	7779	7818	7818
				Gr 4	8208	8221	8377	8414	8414
				Gr 5	8801	8818	8972	9009	9009
				Gr 6	9401	9414	9568	9608	9608

COM Yardage
Please refer to page 114.

Arm Options

Fully Upholstered Arm (each)	ZFA	\$ -71
------------------------------------	-----	--------

Top Options

Special Laminate	TSP	call
Custom Cutout (per cutout)	TCC	\$ 120

Seat Options

Cleanout Cushion (per seat)	UCC	\$ 23
-----------------------------------	-----	-------

Wire Management Options

1 Oval Brush Grommet	WOG	\$ 97
1 Round Grommet	WRG	\$ 76

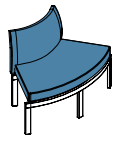
Custom Charges

Powder Coat Alternative (per color)	OPA	call
Custom PVC Color Match	OCPC	call
Stain Finish Match (per finish)	OSM	\$ 996

Power + Data Options

Please reference the Power + Data Price List

Immix
Bench - Curved, Inside Radius Back
Powder Coat






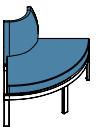
VERSTEEL

Questions?

800 876 2120

Dimensions

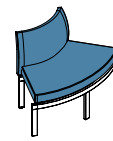
Overall Height: 32"
Seat Height: 18"

Description	Model#	Product Wt	Standard Powder Coat				
			2/COM	3	4	5	6
 <p>30 Degree Upholstered Seat Upholstered Back</p>	IM2030CT 02 IS	38	2262	2489	2715	2945	3169
 <p>45 Degree Upholstered Seat Upholstered Back</p>	IM2045CT 02 IS	41	2376	2644	2917	3187	3457
 <p>60 Degree Upholstered Seat Upholstered Back</p>	IM2060CT 02 IS	41	2507	2808	3123	3428	3741
 <p>90 Degree Upholstered Seat Upholstered Back</p>	IM2090CT 02 IS	42	2636	2994	3348	3706	4064

COM Yardage
Please refer to page 114.


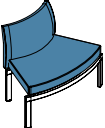

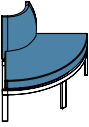
To Order, Specify...

- 1 Model Number
- 2 Frame Color
- 3 Upholstery Selection
- 4 Bench Options



Dimensions

Overall Height: 32"
Seat Height: 18"

Description	Model#	Product Wt	Chrome, Nickel and Transparent Powder Coat				
			2/COM	3	4	5	6
 30 Degree Upholstered Seat Upholstered Back	IM2030CT 02 IS	38	2671	2900	3125	3353	3577
 45 Degree Upholstered Seat Upholstered Back	IM2045CT 02 IS	41	2768	3036	3310	3577	3850
 60 Degree Upholstered Seat Upholstered Back	IM2060CT 02 IS	41	2875	3178	3489	3799	4108
 90 Degree Upholstered Seat Upholstered Back	IM2090CT 02 IS	42	2983	3343	3698	4053	4411

COM Yardage
Please refer to page 114.

Finish Options
Powder Coat - Premium..... \$ 165

Arm Options
Fully Upholstered Arm (each).....ZFA \$ -71

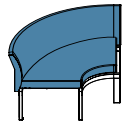
Seat Options
Cleanout Cushion (per seat).....UCC \$ 23

Accessories

Bolster (Grade 2/COM).....AIB2	\$ 253
Bolster (Grade 3).....AIB3	\$ 302
Bolster (Grade 4).....AIB4	\$ 353
Bolster (Grade 5).....AIB5	\$ 404
Bolster (Grade 6).....AIB6	\$ 453

Custom Charges
Powder Coat Alternative (per color).....OPA call

Immix
Bench - Curved, Outside Radius Back
Powder Coat





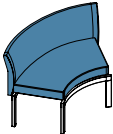
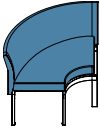
VERSTEEL

Questions?

800 876 2120

Dimensions

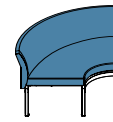
Overall Height: 32"
Seat Height: 18"

Description	Model#	Product Wt	Standard Powder Coat				
			2/COM	3	4	5	6
 30 Degree Upholstered Seat Upholstered Back	IM2030CT 02 OS	39	2343	2606	2869	3134	3396
 45 Degree Upholstered Seat Upholstered Back	IM2045CT 02 OS	44	2494	2801	3110	3416	3722
 60 Degree Upholstered Seat Upholstered Back	IM2060CT 02 OS	46	2663	3011	3369	3724	4080
 90 Degree Upholstered Seat Upholstered Back	IM2090CT 02 OS	50	2785	3189	3591	3994	4399

COM Yardage
Please refer to page 114.


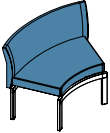
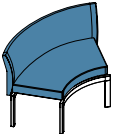
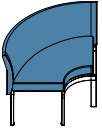
To Order, Specify...

- 1 Model Number
- 2 Frame Color
- 3 Upholstery Selection
- 4 Bench Options



Dimensions

Overall Height: 32"
Seat Height: 18"

Description	Model#	Product Wt	Chrome, Nickel and Transparent Powder Coat				
			2/COM	3	4	5	6
 30 Degree Upholstered Seat Upholstered Back	IM2030CT 02 OS	39	2749	3013	3280	3542	3804
 45 Degree Upholstered Seat Upholstered Back	IM2045CT 02 OS	44	2885	3192	3503	3806	4113
 60 Degree Upholstered Seat Upholstered Back	IM2060CT 02 OS	46	3031	3380	3742	4093	4450
 90 Degree Upholstered Seat Upholstered Back	IM2090CT 02 OS	50	3134	3539	3940	4344	4749

COM Yardage
Please refer to page 114.

Finish Options
Powder Coat - Premium..... \$ 165

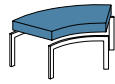
Arm Options
Fully Upholstered Arm (each).....ZFA \$ -71

Seat Options
Cleanout Cushion (per seat).....UCC \$ 23

Accessories

Bolster (Grade 2/COM).....	AIB2	\$ 253
Bolster (Grade 3).....	AIB3	\$ 302
Bolster (Grade 4).....	AIB4	\$ 353
Bolster (Grade 5).....	AIB5	\$ 404
Bolster (Grade 6).....	AIB6	\$ 453

Custom Charges
Powder Coat Alternative (per color)..... OPA call


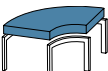


Questions?

800 876 2120

Dimensions

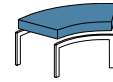
Overall Height: 18"

Description	Model#	Product Wt	Standard Powder Coat				
			2/COM	3	4	5	6
 30 Degree Upholstered Seat	IM2030CT 01	26	1521	1646	1771	1895	2017
 45 Degree Upholstered Seat	IM2045CT 01	29	1617	1768	1917	2066	2213
 60 Degree Upholstered Seat	IM2060CT 01	30	1719	1882	2056	2225	2394
 90 Degree Upholstered Seat	IM2090CT 01	32	1824	2025	2224	2423	2620

COM Yardage
Please refer to page 114.



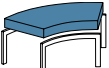
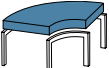
To Order, Specify...

- 1 Model Number
- 2 Frame Color
- 3 Upholstery Selection
- 4 Bench Options



Dimensions

Overall Height: 18"

				Chrome, Nickel and Transparent Powder Coat				
				fabric grade >				
	Description	Model#	Product Wt	2/COM	3	4	5	6
	30 Degree Upholstered Seat	IM2030CT 01	26	1726	1850	1974	2098	2224
	45 Degree Upholstered Seat	IM2045CT 01	29	1812	1963	2112	2260	2410
	60 Degree Upholstered Seat	IM2060CT 01	30	1902	2067	2238	2408	2579
	90 Degree Upholstered Seat	IM2090CT 01	32	1997	2199	2397	2594	2795

COM Yardage
Please refer to page 114.

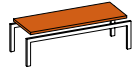
Finish Options
Powder Coat - Premium..... \$ 165

Arm Options
Fully Upholstered Arm (each).....ZFA \$ -71

Seat Options
Cleanout Cushion (per seat).....UCC \$ 23

Accessories
Bolster (Grade 2/COM).....AIB2 \$ 253
Bolster (Grade 3).....AIB3 \$ 302
Bolster (Grade 4).....AIB4 \$ 353
Bolster (Grade 5).....AIB5 \$ 404
Bolster (Grade 6).....AIB6 \$ 453

Custom Charges
Powder Coat Alternative (per color)..... OPA call



Questions?

800 876 2120

Dimensions

Overall Height: 16½"
Overall Depth: 20"
Overall Width: See Description (Frame Size)
Top Height: 16½"
Top Depth: 20"
Top Width: See Description
Top Thickness: 1¼"

		top > edge >				
		Laminate PVC	Laminate Wood	Laminate 1 ¼" Wood	Veneer Wood	Veneer 1 ¼" Wood
		Flat LP2S 	Flat LW2S 	Square LWS2 	Flat VW2S 	Flat VWS2
		Fluted LPF2S 	Fluted LWF2S 	Fluted LWF2 	Fluted VWF2S 	Fluted VWF2
			Rev Bevel Acrylic LMRA2S 	Reverse Bevel LWR2 		Reverse Bevel VWR2
Description	Model#	Product Wt				
22" Frame Arm Application Top Size: 20" x 18¼"	IMIL 2019REFX	26	765	777	935	974
33" Frame Arm Application Top Size: 20" x 29¼"	IMIL 2030REFX	38	962	980	1215	1271
44" Frame Arm Application Top Size: 20" x 40¼"	IMIL 2041REFX	50	1176	1202	1514	1590
55" Frame Arm Application Top Size: 20" x 51¼"	IMIL 2052REFX	61	1439	1469	1862	1959
66" Frame Arm Application Top Size: 20" x 62¼"	IMIL 2063REFX	73	1583	1621	2092	2207



















To Order, Specify...

- 1 Model Number
- 3 Top Material
 - a. Laminate Manufacturer + Color
 - b. Veneer Species + Finish Color
- 4 Edge Style
- 5 Edge Color or Finish
- 6 Additional Options



Dimensions

Overall Height: 16½"
Overall Depth: 20"
Overall Width: See Description (Frame Size)
Top Height: 16½"
Top Depth: 20"
Top Width: See Description
Top Thickness: 1¼"

				top > edge >	Laminate PVC	Laminate Wood	Laminate 1 ¼" Wood	Veneer Wood	Veneer 1 ¼" Wood
					Flat LP2S 	Flat LW2S 	Square LWS2 	Flat VW2S 	Flat VWS2 
					Fluted LPF2S 	Fluted LWF2S 	Fluted LWF2 	Fluted VWF2S 	Fluted VWF2 
						Rev Bevel Acrylic LMRA2S 	Reverse Bevel LWR2 		Reverse Bevel VWR2 
Description	Model#	Product Wt							
 22" Frame Arm Application Top Size: 20" x 18¼"	IMIL 2019REFX	26		841	854	1011	1047	1047	
 33" Frame Arm Application Top Size: 20" x 29¼"	IMIL 2030REFX	38		1105	1126	1361	1419	1419	
 44" Frame Arm Application Top Size: 20" x 40¼"	IMIL 2041REFX	50		1403	1427	1742	1818	1818	
 55" Frame Arm Application Top Size: 20" x 51¼"	IMIL 2052REFX	61		1748	1781	2174	2269	2269	
 66" Frame Arm Application Top Size: 20" x 62¼"	IMIL 2063REFX	73		2153	2191	2663	2779	2779	

Top Options

	Code	Price
Special Laminate.....	TSP	call
Custom Cutout (per cutout)	TCC	\$ 120

Wire Management Options

1 Oval Brush Grommet.....	WOG	\$ 97
2 Oval Brush Grommets.....	WO2	\$ 194
3 Oval Brush Grommets.....	WO3	\$ 291
1 Round Grommet.....	WRG	\$ 76
2 Round Grommets.....	WR2	\$ 152
3 Round Grommets.....	WR3	\$ 228

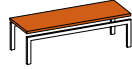
Custom Charges

	Code	Price
Custom PVC Color Match.....	OCF	call
Stain Finish Match (per finish).....	OSM	\$ 996

Power + Charging Options

Please reference the Power + Data Price List

Immix
Table - Armless Application
Powder Coat



VERSTEEL

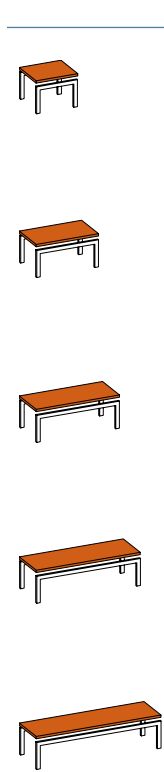
Questions?

800 876 2120

Dimensions

Overall Height: 16½"
Overall Depth: 20"
Overall Width: See Description (Frame Size)
Top Height: 16½"
Top Depth: 20"
Top Width: See Description
Top Thickness: 1¼"

		top > edge >				
		Laminate PVC	Laminate Wood	Laminate 1 ¼" Wood	Veneer Wood	Veneer 1 ¼" Wood
		Flat LP2S 	Flat LW2S 	Square LWS2 	Flat VW2S 	Flat VWS2
		Fluted LPF2S 	Fluted LWF2S 	Fluted LWF2 	Fluted VWF2S 	Fluted VWF2
			Rev Bevel Acrylic LMRA2S 	Reverse Bevel LWR2 		Reverse Bevel VWR2
	22" Frame Armless Application Top Size: 20" x 21 ⁵ / ₁₆ "	765	777	935	974	974
	33" Frame Armless Application Top Size: 20" x 32 ⁵ / ₁₆ "	962	980	1215	1271	1271
	44" Frame Armless Application Top Size: 20" x 43 ⁵ / ₁₆ "	1176	1202	1514	1590	1590
	55" Frame Armless Application Top Size: 20" x 54 ⁵ / ₁₆ "	1439	1469	1862	1959	1959
	66" Frame Armless Application Top Size: 20" x 65 ⁵ / ₁₆ "	1583	1621	2092	2207	2207



Tables can be used in a freestanding application.
















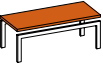


To Order, Specify...

- 1 Model Number
- 3 Top Material
 - a. Laminate Manufacturer + Color
 - b. Veneer Species + Finish Color
- 4 Edge Style
- 5 Edge Color or Finish
- 6 Additional Options



Dimensions

Overall Height: 16½"
Overall Depth: 20"
Overall Width: See Description (Frame Size)
Top Height: 16½"
Top Depth: 20"
Top Width: See Description
Top Thickness: 1¼"

	Description	Model#	Product Wt	top > edge >				
				Laminate PVC	Laminate Wood	Laminate 1 ¼" Wood	Veneer Wood	Veneer 1 ¼" Wood
				Flat LP2S 	Flat LW2S 	Square LWS2 	Flat VW2S 	Flat VWS2 
				Fluted LPF2S 	Fluted LWF2S 	Fluted LWF2 	Fluted VWF2S 	Fluted VWF2 
					Rev Bevel Acrylic LMRA2S 	Reverse Bevel LWR2 		Reverse Bevel VWR2 
	22" Frame Armless Application Top Size: 20" x 21 ¹⁵ / ₁₆ "	IMIL 2022REFX	28	841	854	1011	1047	1047
	33" Frame Armless Application Top Size: 20" x 32 ¹⁵ / ₁₆ "	IMIL 2033REFX	41	1105	1126	1361	1419	1419
	44" Frame Armless Application Top Size: 20" x 43 ¹⁵ / ₁₆ "	IMIL 2044REFX	53	1403	1427	1742	1818	1818
	55" Frame Armless Application Top Size: 20" x 54 ¹⁵ / ₁₆ "	IMIL 2055REFX	64	1748	1781	2174	2269	2269
	66" Frame Armless Application Top Size: 20" x 65 ¹⁵ / ₁₆ "	IMIL 2066REFX	75	2153	2191	2663	2779	2779

Tables can be used in a freestanding application.

Top Options

	Code	Price
Special Laminate.....	TSP	call
Custom Cutout (per cutout)	TCC	\$ 120

Wire Management Options

1 Oval Brush Grommet.....	WOG	\$ 97
2 Oval Brush Grommets.....	WO2	\$ 194
3 Oval Brush Grommets.....	WO3	\$ 291
1 Round Grommet.....	WRG	\$ 76
2 Round Grommets.....	WR2	\$ 152
3 Round Grommets.....	WR3	\$ 228

Custom Charges

	Code	Price
Custom PVC Color Match.....	OCP	call
Stain Finish Match (per finish).....	OSM	\$ 996

Power + Charging Options

Please reference the Power + Data Price List


















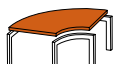


Questions?

800 876 2120

Dimensions

Overall Height: 16½"
Top Thickness: 1¼"

		top > edge >				
		Laminate PVC	Laminate Wood	Laminate 1 ¼" Wood	Veneer Wood	Veneer 1 ¼" Wood
		Flat LP2S 	Flat LW2S 	Square LWS2 	Flat VW2S 	Flat VWS2 
		Fluted LPF2S 	Fluted LWF2S 	Fluted LWF2 	Fluted VWF2S 	Fluted VWF2 
			Rev Bevel Acrylic LMRA2S 	Reverse Bevel LWR2 		Reverse Bevel VWR2 
Description	Model#	Product Wt				
 Corner Arm Application Top Size: 20" x 27½"	IMIL 2028CRFX	46	1132	1149	1363	1417
 30 Degree Arm Application Top Size: 20" x 55" x 30"	IMIL 2030ACTFX	31	1515	1532	1759	1817
 45 Degree Arm Application Top Size: 20" x 48" x 38"	IMIL 2045ACTFX	38	1621	1644	1900	1963
 60 Degree Arm Application Top Size: 20" x 42" x 45"	IMIL 2060ACTFX	40	1770	1791	2091	2165
 90 Degree Arm Application Top Size: 20" x 30" x 48"	IMIL 2090ACTFX	42	1876	1906	1932	2314

To Order, Specify...

- 1 Model Number
- 3 Top Material
 - a. Laminate Manufacturer + Color
 - b. Veneer Species + Finish Color
- 4 Edge Style
- 5 Edge Color or Finish
- 6 Additional Options



Dimensions

Overall Height: 16½"
Top Thickness: 1¼"

				top >	Laminate PVC	Laminate Wood	Laminate 1 ¼" Wood	Veneer Wood	Veneer 1 ¼" Wood
				edge >	Flat LP2S	Flat LW2S	Square LWS2	Flat VW2S	Flat VWS2
					Fluted LPF2S	Fluted LWF2S	Fluted LWF2	Fluted VWF2S	Fluted VWF2
						Rev Bevel Acrylic LMRA2S	Reverse Bevel LWR2		Reverse Bevel VWR2
Description	Model#	Product Wt							
Corner Arm Application Top Size: 20" x 27½"	IMIL 2028CRFX	46		1278	1296	1507	1564	1564	
30 Degree Arm Application Top Size: 20" x 55" x 30"	IMIL 2030ACTFX	31		1722	1740	1967	2025	2025	
45 Degree Arm Application Top Size: 20" x 48" x 38"	IMIL 2045ACTFX	38		1817	1840	2095	2157	2157	
60 Degree Arm Application Top Size: 20" x 42" x 45"	IMIL 2060ACTFX	40		1954	1975	2273	2350	2350	
90 Degree Arm Application Top Size: 20" x 30" x 48"	IMIL 2090ACTFX	42		2052	2079	2106	2489	2489	

Top Options

	Code	Price
Special Laminate.....	TSP	call
Custom Cutout (per cutout)	TCC	\$ 120

Wire Management Options

1 Oval Brush Grommet.....	WOG	\$ 97
2 Oval Brush Grommets.....	WO2	\$ 194
3 Oval Brush Grommets.....	WO3	\$ 291
1 Round Grommet	WRG	\$ 76
2 Round Grommets.....	WR2	\$ 152
3 Round Grommets.....	WR3	\$ 228

Custom Charges

	Code	Price
Custom PVC Color Match	OCP	call
Stain Finish Match (per finish).....	OSM	\$ 996

Power + Charging Options

Please reference the Power + Data Price List



Questions?

800 876 2120

Dimensions

Overall Height: 16½"
Top Thickness: 1¼"

				top >	Laminate PVC	Laminate Wood	Laminate 1 ¼" Wood	Veneer Wood	Veneer 1 ¼" Wood
				edge >	Flat LP2S 	Flat LW2S 	Square LWS2 	Flat VW2S 	Flat VWS2
					Fluted LPF2S 	Fluted LWF2S 	Fluted LWF2 	Fluted VWF2S 	Fluted VWF2
						Rev Bevel Acrylic LMRA2S 	Reverse Bevel LWR2 		Reverse Bevel VWR2
Description	Model#	Product Wt							
 Square Armless Application Top Size: 20" x 20"	IMIL 20SQFX	29		749	762	905	940	940	
 Corner Armless Application Top Size: 20" x 29½"	IMIL 2030CRFX	49		1132	1149	1363	1417	1417	
 30 Degree Armless Application Top Size: 20" x 55" x 33"	IMIL 2030CTFX	34		1515	1532	1759	1817	1817	
 45 Degree Armless Application Top Size: 20" x 48" x 42"	IMIL 2045CTFX	41		1621	1644	1900	1963	1963	
 60 Degree Armless Application Top Size: 20" x 42" x 48"	IMIL 2060CTFX	43		1770	1791	2091	2165	2165	
 90 Degree Armless Application Top Size: 20" x 30" x 52"	IMIL 2090CTFX	45		1876	1906	1932	2314	2314	




















To Order, Specify...

- 1 Model Number
- 3 Top Material
 - a. Laminate Manufacturer + Color
 - b. Veneer Species + Finish Color
- 4 Edge Style
- 5 Edge Color or Finish
- 6 Additional Options



Dimensions

Overall Height: 16½"
Top Thickness: 1¼"

top > edge >	Laminate PVC	Laminate Wood	Laminate 1 ¼" Wood	Veneer Wood	Veneer 1 ¼" Wood			
	Flat LP2S 	Flat LW2S 	Square LWS2 	Flat VW2S 	Flat VWS2 			
	Fluted LPF2S 	Fluted LWF2S 	Fluted LWF2 	Fluted VWF2S 	Fluted VWF2 			
		Rev Bevel Acrylic LMRA2S 	Reverse Bevel LWR2 		Reverse Bevel VWR2 			
Description	Model#	Product Wt						
 Square Armless Application Top Size: 20" x 20"	IMIL 20SQFX	29	823	836	979	1014	1014	
 Corner Armless Application Top Size: 20" x 29½"	IMIL 2030CRFX	49	1278	1296	1507	1564	1564	
 30 Degree Armless Application Top Size: 20" x 55" x 33"	IMIL 2030CTFX	34	1722	1740	1967	2025	2025	
 45 Degree Armless Application Top Size: 20" x 48" x 42"	IMIL 2045CTFX	41	1817	1840	2095	2157	2157	
 60 Degree Armless Application Top Size: 20" x 42" x 48"	IMIL 2060CTFX	43	1954	1975	2273	2350	2350	
 90 Degree Armless Application Top Size: 20" x 30" x 52"	IMIL 2090CTFX	45	2052	2079	2106	2489	2489	

Top Options

	Code	Price
Special Laminate.....	TSP	call
Custom Cutout (per cutout)	TCC	\$ 120

Custom Charges

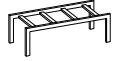
	Code	Price
Custom PVC Color Match	OCP	call
Stain Finish Match (per finish).....	OSM	\$ 996

Wire Management Options



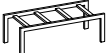
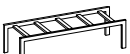
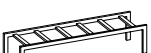
1 Oval Brush Grommet.....	WOG	\$ 97
2 Oval Brush Grommets.....	WO2	\$ 194
3 Oval Brush Grommets.....	WO3	\$ 291
1 Round Grommet	WRG	\$ 76
2 Round Grommets.....	WR2	\$ 152
3 Round Grommets.....	WR3	\$ 228

Power + Charging Options

Please reference the Power + Data Price List


Questions?



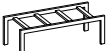
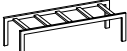
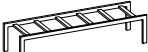
800 876 2120

				frame finish >	
				Standard Powder Coat	Chrome, Nickel and Transparent Powder Coat
	Description	Model#	Product Wt		
	22" Frame Only Seat Frame: 20" x 22"	IMAC 2022 SF	13	583	657
	33" Frame Only Seat Frame: 20" x 33"	IMAC 2033 SF	18	688	834
	44" Frame Only Seat Frame: 20" x 44"	IMAC 2044 SF	22	809	1037
	55" Frame Only Seat Frame: 20" x 55"	IMAC 2055 SF	26	980	1295
	66" Frame Only Seat Frame: 20" x 66"	IMAC 2066 SF	30	1037	1607

To Order, Specify...

- ① Model Number
- ② Cabinet Material
- ③ Edge Style, Thickness & Color
- ④ Door Profile (laminated cabinets only)
- ⑤ Frame & Shelf Color
- ⑥ Pull Style (models with doors only)
- ⑦ Additional Options



				frame finish >	
				Standard Powder Coat	Chrome, Nickel and Transparent Powder Coat
	Description	Model#	Product Wt		
	22" Frame Only Table Frame: 20" x 22"	IMAC 2022 TF	13	583	657
	33" Frame Only Table Frame: 20" x 33"	IMAC 2033 TF	18	688	834
	44" Frame Only Table Frame: 20" x 44"	IMAC 2044 TF	22	809	1037
	55" Frame Only Table Frame: 20" x 55"	IMAC 2055 TF	26	980	1295
	66" Frame Only Table Frame: 20" x 66"	IMAC 2066 TF	30	1037	1607

Finish Options

Powder Coat - Premium..... \$ 165

Price






Custom Charges

Powder Coat Alternative (per color) OPA call

Code Price

Questions?






800 876 2120

				fabric grade >				
				2/COM	3	4	5	6
	Description	Model#	Product Wt					
	Seat Only Upholstered Seat: 20"	IMAC 2020US	8	460	561	659	760	861
	Seat Only Upholstered Seat: 31"	IMAC 2031US	13	576	723	873	1023	1174
	Seat Only Upholstered Seat: 42"	IMAC 2042US	18	690	889	1089	1288	1487
	Seat Only Upholstered Seat: 53"	IMAC 2053US	23	797	1045	1296	1542	1791
	Seat Only Upholstered Seat 64"	IMAC 2064US	28	920	1218	1520	1815	2117

COM Yardage
Please refer to page 114.

To Order, Specify...

- 1 Model Number
- 2 Frame Color
- 3 Upholstery Selection
- 4 Bench Options

				fabric grade >				
				2/COM	3	4	5	6
Description	Model#	Product Wt						
	Standard Powder Coat							
	Upholstered Arm	IMAC 2011UA	8	597	648	697	747	798
	Chrome, Nickel + Transparent Powder Coat							
	Upholstered Arm	IMAC 2011UA	8	693	744	794	845	893
	Standard Powder Coat							
	Dual Metal Upholstered Arm	IMAC 2011MA	7	722	770	821	871	920
	Chrome, Nickel + Transparent Powder Coat							
	Dual Metal Upholstered Arm	IMAC 2011MA	7	813	863	915	964	1012
	Fully Upholstered Arm	IMAC 2011FA	5	442	494	538	592	642
	22" Upholstered Back	IMAC 2022UB	9	787	886	985	1084	1183
	33" Upholstered Back	IMAC 2033UB	14	1057	1206	1358	1505	1657




















COM Yardage
Please refer to page 114.

Finish Options	Price	Arm Options	Code	Price	Custom Charges	Code	Price
Powder Coat - Premium.....	\$ 165	Fully Upholstered Arm (each).....	ZFA	\$ -71	Powder Coat Alternative (per color)	OPA	call
		Seat Options					
		Cleanout Cushion (per seat).....	UCC	\$ 23			



Questions?












800 876 2120

				top >	Laminate PVC	Laminate Wood	Laminate 1 1/4" Wood	Veneer Wood	Veneer 1 1/4" Wood
				edge >	Flat LP2S 	Flat LW2S 	Square LWS2 	Flat VW2S 	Flat VWS2 
					Fluted LPF2S 	Fluted LWF2S 	Fluted LWF2 	Fluted VWF2S 	Fluted VWF2 
						Rev Bevel Acrylic LMRA2S 	Reverse Bevel LWR2 		Reverse Bevel VWR2 
	8" Top Arm Application Top Size: 20" x 7 1/4"	IMAC 2008RE	5		136	168	233	330	330
	19" Top Arm Application Top Size: 20" x 18 1/4"	IMAC 2019RE	13		188	201	358	398	398
	30" Top Arm Application Top Size: 20" x 29 1/4"	IMAC 2030RE	20		280	298	533	592	592
	41" Top Arm Application Top Size: 20" x 40 1/4"	IMAC 2041RE	28		370	398	710	789	789
	52" Top Arm Application Top Size: 20" x 51 1/4"	IMAC 2052RE	35		461	496	886	984	984
	63" Top Arm Application Top Size: 20" x 62 1/4"	IMAC 2063RE	43		555	592	1063	1180	1180

To Order, Specify...

- 1 Model Number
- 3 Top Material
 - a. Laminate Manufacturer + Color
 - b. Veneer Species + Finish Color
- 4 Edge Style
- 5 Edge Color or Finish
- 6 Additional Options



	Description	Model#	Product Wt	top > edge >				
				Laminate PVC Flat LP2S 	Laminate Wood Flat LW2S 	Laminate 1 1/4" Wood Square LWS2 	Veneer Wood Flat VW2S 	Veneer 1 1/4" Wood Flat VWS2 
	11" Top Armless Application Top Size: 20" x 10 ¹⁵ / ₁₆ "	IMAC 2011RE	8	136	168	233	330	330
	22" Top Armless Application Top Size: 20" x 21 ¹⁵ / ₁₆ "	IMAC 2022RE	15	188	201	358	398	398
	33" Top Armless Application Top Size: 32 ¹⁵ / ₁₆ "	IMAC 2033RE	23	280	298	533	592	592
	44" Top Armless Application Top Size: 20" x 43 ¹⁵ / ₁₆ "	IMAC 2044RE	29	370	398	710	789	789
	55" Top Armless Application Top Size: 20" x 54 ¹⁵ / ₁₆ "	IMAC 2055RE	38	461	496	886	984	984
	66" Top Armless Application Top Size: 20" x 65 ¹⁵ / ₁₆ "	IMAC 2066RE	45	555	592	1063	1180	1180

Top Options

	Code	Price
Special Laminate.....	TSP	call
Custom Cutout (per cutout)	TCC	\$ 120

Wire Management Options

1 Oval Brush Grommet.....	WOG	\$ 97
2 Oval Brush Grommets.....	WO2	\$ 194
3 Oval Brush Grommets.....	WO3	\$ 291
1 Round Grommet	WRG	\$ 76
2 Round Grommets.....	WR2	\$ 152
3 Round Grommets.....	WR3	\$ 228

Custom Charges

	Code	Price
Custom PVC Color Match	OCP	call
Stain Finish Match (per finish).....	OSM	\$ 996

Power + Charging Options

Please reference the Power + Data Price List



Questions?

800 876 2120

top >	Laminate PVC	Laminate Wood	Laminate 1 1/4" Wood	Veneer Wood	Veneer 1 1/4" Wood
edge >	Flat LP2S 	Flat LW2S 	Square LWS2 	Flat VW2S 	Flat VWS2
	Fluted LPF2S 	Fluted LWF2S 	Fluted LWF2 	Fluted VWF2S 	Fluted VWF2
		Rev Bevel Acrylic LMRA2S 	Reverse Bevel LWR2 		Reverse Bevel VWR2

	Description	Model#	Product Wt					
	10" Top Arm to Armless Application Top Size: 20" x 9 3/32"	IMAC 2010RE	7	136	168	233	330	330
	21" Top Arm to Armless Application Top Size: 20" x 20 3/32"	IMAC 2021RE	14	188	201	358	398	398
	32" Top Arm to Armless Application Top Size: 20" x 31 3/32"	IMAC 2032RE	22	280	298	533	592	592
	43" Top Arm to Armless Application Top Size: 20" x 42 3/32"	IMAC 2043RE	28	370	398	710	789	789
	54" Top Arm to Armless Application Top Size: 20" x 53 3/32"	IMAC 2054RE	37	461	496	886	984	984
	65" Top Arm to Armless Application Top Size: 20" x 64 3/32"	IMAC 2055RE	44	555	592	1063	1180	1180

To Order, Specify...

- 1 Model Number
- 3 Top Material
 - a. Laminate Manufacturer + Color
 - b. Veneer Species + Finish Color
- 4 Edge Style
- 5 Edge Color or Finish
- 6 Additional Options



Top Options

	Code	Price
Special Laminate.....	TSP	call
Custom Cutout (per cutout)	TCC	\$ 120

Wire Management Options

1 Oval Brush Grommet.....	WOG	\$ 97
2 Oval Brush Grommets.....	WO2	\$ 194
3 Oval Brush Grommets.....	WO3	\$ 291
1 Round Grommet	WRG	\$ 76
2 Round Grommets.....	WR2	\$ 152
3 Round Grommets.....	WR3	\$ 228

Custom Charges

	Code	Price
Custom PVC Color Match	OCP	call
Stain Finish Match (per finish).....	OSM	\$ 996

Power + Charging Options

Please reference the Power + Data Price List

**Specifications**

Kompis 4-leg guest chairs, tablet arm chairs, bariatric and stools have a square back. Chairs and stools can be specified with or without arms. Multiple material options are available on the seats, backs and armcaps ranging from upholstery to wood and urethane.

Features

Finished wood back, seat and armcaps are made from rotary cut molded 7-ply maple. Chairs and stools have a stainless steel pivot glide and the bariatric chairs have a clear polycarbonate glide. Kick-back leg design creates a wall saver on all models. Chairs can be stacked on the floor or on the Kompis Chair Trolley. Stools can be stacked on the floor. See below for stacking information.

Stacking Information**Floor**

Arm and armless with glides	8
Arm and armless with single wheel casters	5
Arm and armless with dual wheel casters	4
With tablet arm	4
All stools	6

Trolley

Arm and armless with glides	10
Arm and armless with single wheel casters	5
Arm and armless with dual wheel casters	4

Quickship Program

Available for select products in the Kompis series, see pricing pages.

The Versteel Quickship Program consists of up to 50 tables, 25 tables with modesty panels or 100 chairs in 10 working days from time of order (received by 12pm EST). Orders must be accompanied by final material and finish specifications for order entry. They must be clearly marked "Quickship" and consist of products from the program. Quickship orders cannot be changed or cancelled, and credit approval must be acquired within 24 hours.

For additional information see Versteel.com.

Shipping Schedule

All Seating	4-5 WEEKS
Quickship Products	10 WORKING DAYS

Contact Versteel Customer Service for special lead time requests.

NOTE CHAIR ORDERS WITH COM UPHOLSTERY WILL BE SCHEDULED UPON RECEIPT OF COM UPHOLSTERY YARDAGE

BIFMA

All Versteel products are constructed to pass the relevant ANSI/BIFMA standards. For more detailed specifications by series and base style, contact Versteel Customer Service at 800.876.2120.

Additional information regarding warranty, terms and conditions, shipping, care and maintenance, etc. can be found in the All Seating price list.

Standard Versteel Upholstery

Standard Versteel Upholstery offers a range of materials, from fabrics in a variety of colors and textures to vinyls for soil resistance. Please refer to Versteel's fabric cards or the "Materials + Finishes" section of our website for information.

Grade-in Upholstery

Versteel has coordinated with upholstery manufacturers to simplify your order process. Many of the manufacturers' offerings have been pre-approved for application on Versteel Seating.

Contact Versteel Customer Service with your selected fabric choice to be graded in. You will be supplied with the appropriate grade-in designator. On your purchase order, complete the information with the pattern name, color description and grade-in designator, and Versteel will take it from there.

Customer's Own Material

Customer's Own Materials (COM's) are not an issue on Kompis. Many COM's are pre-approved for application on Versteel Seating. Call Versteel Customer Service with your COM selection to determine if it has been pre-approved. If your selection has not been pre-approved, reference the "Receiving COM Approval" section below.

Receiving COM Approval

Not all materials are suitable for upholstery on Kompis. A 12" x 12" memo sample must be supplied for approval before a COM material is accepted for an order. If the material is directional in pattern or weave, the pattern repeat (in inches) in both directions or the weave direction must be supplied.

Excess COM

Versteel will not store excess COM for more than 30 days after the order has been completed. If excess material is to be returned after order completion, send the request to Versteel Customer Service prior to acknowledged ship date. It is the customer's responsibility to arrange for the return of the material "freight collect."

COM Requiring Application Test

If an application test is required for your selected COM, send test sample material along with the following.

1. Name and return address
2. Model selected
3. Sketch showing special requirements for the positioning of the materials' pattern on the seat and ledge, if special considerations are required.

NOTE ALL UPHOLSTERIES ARE CUT UP THE ROLL TO MAXIMIZE YIELD AND WEAR PERFORMANCE

Ship COM to:

Versteel
 2332 Cathy Lane
 Jasper, IN 47546

COM must be shipped to the factory with transportation costs "prepaid." If material is considered defective or unusable, it will be returned "transportation collect."

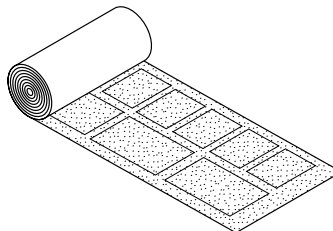
For standard lead time orders, tag fabric with purchase order number and identify with project number if possible.

Application of Directional Fabrics

Due to the upholstering process, some fabrics not considered directional by the supplier may be considered directional by Versteel.

All COM's are cut "up the roll" unless otherwise directed by the customer (see illustration below).

EXAMPLE PATTERN CUT UP THE ROLL



If special cutting or upholstery application is required, you must indicate requirement at time of order entry.

Kompis COM Yardage Requirements

COM yardage requirements are calculated for chairs and stools based on a material width of 54" and a repeat of 2" or less. For material less than 54" wide, contact Versteel for yardage requirements. Use the chart below as a guide to calculate your COM yardage. For quantities greater than 20 chairs or stools, contact Versteel Customer Service for calculation of COM yardage by model.

Quantity of Chairs	1	2	3	4	5	6	7	8	9	10	11	12	13	14	15	16	17	18	19	20
Kompis Chairs and Stools With or Without Arms (yardage includes upholstered armcaps if specified)																				
Upholstered Seat & Back	1.5	2.5	3.5	4.5	5.0	6.0	6.5	7.5	9.0	9.5	11.0	11.0	13.0	13.0	15.5	14.5	16.0	17.5	17.5	19.0
Upholstered Seat Armless	1.0	1.5	1.5	2.5	2.5	3.0	3.0	4.0	4.5	4.5	5.0	5.0	6.0	6.0	6.5	6.5	7.5	8.0	8.0	8.5
Upholstered Seat with Arms	1.0	1.5	1.5	2.5	2.5	3.0	3.0	4.0	4.5	4.5	5.0	5.0	6.0	6.0	6.5	6.5	7.5	8.0	8.0	8.5
Upholstered Back Only	1.0	2.0	2.0	2.5	3.5	4.0	4.5	5.0	5.5	6.0	6.5	7.0	7.5	8.0	8.5	9.0	9.5	10.0	10.5	11.5
Kompis X (Bariatric) Chairs (yardage includes upholstered armcaps)																				
Uph Seat, Back & Armcaps	2.5	5.0	7.0	9.0	11.0	13.5	15.5	17.0	19.0	21.5	23.0	24.5	26.5	28.5	30.5	32.5	34.5	36.0	38.0	40.0

Patterned COM Additional Yardage Guide

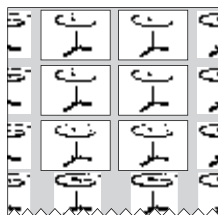
Use the guide below to aid in ordering the appropriate COM fabric when needing to match a pattern with a repeat. To use this guide, add the vertical and horizontal repeats together (e.g. a 5" vertical repeat plus an 11" horizontal repeat gives a 16" total). Then find the appropriate entry on the chart, and increase the yardage estimate by the percentage indicated.

For example: The yardage estimate is 8 yards of 54" wide fabric and the pattern has a repeat of 11" horizontal and 5" vertical. Add up the repeats (11" + 5" = 16") and find the appropriate entry - 15% in this example. Fifteen percent more fabric is required to match the pattern. 8 yards plus an extra 15% is 9.2 yards.

Fabric Width	Plain Fabric	3" - 14" Repeat	15" - 19" Repeat	20" - 27" Repeat	28" - 36" Repeat	37" - 45" Repeat	46" - 54" Repeat
54"	0%	10%	15%	20%	25%	30%	35%
50" - 52"	10%	20%	25%	30%	35%	40%	45%

Decorative Patterns

Yardage requirements are greatly affected by the size of the repeat and the print or pattern of the material. Versteel cuts all seating patterns with aesthetic concerns in mind for high quality and consistency. Refer to the COM listing for the yardage required for pattern repeat.



To Order, Specify...

- 1 Model Number
- 2 Frame Color
- 3 Wood Finish
- 4 Upholstery Selection
- 5 Frame Options

model number

finish selections

frame options

KPSQ-04

model number

PPEA

frame color

WCHEwood
finish**FCA Almond**

upholstery selection

----chair frame
options

A **KPSQ-04** is a Kompis series, square back armless 4-leg chair with an upholstered seat and wood back.

The codes **PPEA / WCHE / FCA Almond** specify a Pearl frame with a Chestnut wood finish and Grade 3 Caspian Almond upholstery.

Model Number KPSQ-04

Orders may be sent via
Mailing Address

Versteel
 2332 Cathy Lane
 Jasper, IN 47546

Contact Versteel

Email contact@versteel.com
Phone 800 876 2120
 812 634 2120

Studio Steel®

Versteel's "urban fabrication" process leaves the telltale signs of welding and assembly on the surface, highlighting a manufacturing aesthetic. Choosing a clear or transparent powder coat is recommended, allowing tonal striations (created as a result of extreme heat), natural textures, and the inherent qualities of raw steel to show through.

Studio Steel Process \$165 per chair

Powder Coat Finishes

All powder coat finishes in the Versteel offering have been formulated with the use of epoxy, polyester or epoxy and polyester blends to maximize the finish durability.

Powder Coat – Standard n/c

Powder Coat – Premium. \$165 per chair

Kompis Powder Coat Colors

Alloy. PALLY	Mint PMNT
Amethyst PAME	Navy PNAV
Anthracite PANT	Nimbus. PNIM
Black Anodized. PBLA	Nutmeg PNUT
Bronze PBRO	◆ Pacific PPAC
Calypso PCAL	Pearl PPEA
Carbon. PCAR	Pebble PPEB
Champagne PCHA	● Platinum PPLA
Coconut PCOC	Poppy. PPOP
◆ Copper. PCOP	◆ Raven. PRAV
Crimson PCRI	Royal PROY
◆ Crystal PCRY	Seaside PSEA
Daffodil. PDAF	Shipyards PSHI
Ebony PEBO	Silver PSIL
Forest. PFOR	Snow PSNO
Fossil PFOS	Stone PSTO
◆ Garnet PGAR	Storm. PSTM
◆ Gold. PGOL	Terra Cotta PTEC
Graphite PGRA	Whisper PWHI
● Hope PHOP	White Linen PWHL
Kelly Green PKEG	Powder Coat Alternative . OPA
◆ Matte PMAT	
Mica. PMIC	

Transparent Powder Coats (indicated by ◆)

Please note that the transparent characteristics of these powders allow all natural welds and textures inherent to raw steel to be visible.

Premium Powder Coats (indicated by ●)

Versteel's premium process uses specially formulated powder coats for a truly unique color palette.

Plated

Versteel offers two plated options: Chrome and Nickel. Chrome is our most durable finish available and is a deep luster chrome plated finish. Nickel is a plated finish with a clear coat applied for durability. An upcharge applies for plated finishes. See product pricing pages for upcharge.

Chrome ECHR

Nickel ENKL

Wood Finish

Versteel uses a post-catalyst varnish NDF topcoat that meets AWI (Architectural Woodwork Institute) TR6 performance standards.

Kompis Wood Finishes

All Kompis wood finishes on Maple.

Beach. WBEA	Forest. WFOR
Blossom Cherry WBLC	Golden Cherry WGNC
Brighton Walnut WBRW	Java Cherry. WJAC
Caramel Maple WCMM	Millwork Cherry. WMWC
Chestnut. WCHE	Pebble WPEB
Cordovan Cherry WCNC	Seaside WSEA
Drift WDRI	Solar Maple WSLM
Espresso Walnut. WESW	Sugar Maple WSUM
Fawn WFAW	Terra Cotta WTEC
Fog WFOG	Whisper WWHI

Standard Kompis Urethane Armcap Color

Ebony UEBO

Armcaps are molded with soft polyurethane. The materials provide a comfortable, supportive seating surface throughout the movement of the chair.

Finish Reference & Samples

For finish color reference, please refer to our website. Contact Versteel Customer Service to receive actual color samples for color matches and final color approval.

Powder Coat Alternative**Call for quotation**

Specify code **OPA** (*Powder Coat Alternative*), add cost from Versteel quotation

Powder Coat Alternative is available from Versteel. The entire RAL color reference along with hundreds of other color and finishes are available.

For Powder Coat Alternative matching, you must supply a color reference sample, or an RAL number. Versteel will review the sample for possible existing colors available and send a sample for customer approval. If no color match exists a custom match can be developed. Call Versteel Customer Service for associated upcharges on custom color development.

NOTE CUSTOM COLOR MATCHING APPROVALS MAY AFFECT STANDARD PRODUCTION SCHEDULES

Stain Finish Match**\$996 / one time charge per finish, per order**

Specify code **OSM** (*Stain Finish Match*), add \$996.00 list per finish, per order

Alternative Stain Finishes are available. For Stain Finish Matching you must supply two 4" x 4" finish color and grain reference samples. An expertly finish matched sample will be provided for customer approval.

NOTE CUSTOM COLOR MATCHING APPROVALS MAY AFFECT STANDARD PRODUCTION SCHEDULES

Custom Engraving or Cutout**Call for Quotation**

Specify code **KLC** (*Laser Cutout*), add cost from Versteel quotation

Personalize seating with your custom art via etching, engraving or laser cutting.

Hard Surface Glides - Nylon (set of 4)

\$23 / chair or stool

Specify code **GLD32** (Hard Surface Glides - Nylon), add \$23 list per chair or stool.



Glide surface is nylon and designed for use on hard surface flooring. See individual product pages for availability and ordering code.

Hard Surface Glides - Felt (set of 4)

\$23 / chair or stool

Specify code **GLD33** (Hard Surface Glides - Felt), add \$23 list per chair or stool.



Glide surface is felt and designed for use on hard surface flooring. See individual product pages for availability and ordering code.

Felt Hard Surface Replacement Caps (set of 4)

\$23 / chair or stool

Specify code **ABGFRC** (Felt Hard Surface Replacement Caps), add \$23 list per chair or stool

Felt replacement caps for felt hard surface glides.

Accessory Glide Replacement Tool

\$26 / tool

Specify code **AGRT** (Accessory Glide Replacement Tool), add \$26 list per tool

Use to remove worn felt hard surface glide caps.

Casters - Non-Locking Single Wheel (set of 4)

\$191 / chair

Specify code **CAS33** (Casters - Non-Locking Single Wheel), add \$191 list per chair



Non-locking single wheel, unique profile 2" diameter caster threaded into the receiver leg base. Please refer to the individual pricing pages for availability. Must be specified at the time of order. Caster option does not change the chair seat height.

Casters - Non-Locking Dual Wheel Black Nylon Hard Wheel (Set of 4)

\$171 / chair

Specify code **CAS54** (Casters - Dual Wheel Black Nylon Hard Wheel), add \$171 list per 4-leg chair.

Black non-locking dual wheel, 2" diameter hard wheel casters may be specified on the 4-leg guest chair. Please refer to the individual pricing pages for availability. Caster option must be specified at the time of the order and does not change the chair seat height.

Casters - Non-Locking Dual Wheel Black Nylon Soft Wheel (Set of 4)

\$171 / chair

Specify code **CAS58** (Casters - Dual Wheel Black Nylon soft Wheel), add \$171 list per 4-leg chair.

Black non-locking dual wheel, 2" diameter soft wheel casters may be specified on the 4-leg guest chair. Please refer to the individual pricing pages for availability. Caster option must be specified at the time of the order and does not change the chair seat height.

Chair Link - Kompis

\$35 / chair

Specify code **ACLCO** (Chair Link - Kompis), add \$35 list per chair



Link will ship installed on chair when specified on order. Can be field installed without the use of tools. Link stores under chair seat.

Book Basket - Kompis

\$148 / basket

Specify code **BCL** (Book Basket - Kompis) add \$148 list per chair

The Kompis book basket is made of formed resistance welded wire. Finish is Chrome unless otherwise specified. Basket may be field installed. Inside dimensions are 11½" w x 13½" d x 6" h.



Chair Trolley - Kompis**\$717 / each**

Specify code **ACTCO** (Chair Trolley - Kompis), add \$717 list each



Kompis upholstered or wood chairs with glides stack 10 high. Chairs with single wheel casters stack 5 high while chairs with dual wheel casters stack 4 high. Trolley with a stack of 10 chairs measures approximately 24"w x 36"d x 61"h.

STACKING INFORMATION - KOMPIS ALL KOMPIS ARM AND ARMLESS CHAIRS WITH GLIDES STACK 10 HIGH ON THE TROLLEY AND 8 HIGH ON THE FLOOR. CHAIRS WITH SINGLE WHEEL CASTERS STACK 5 HIGH ON THE TROLLEY AND 5 HIGH ON THE FLOOR. CHAIRS WITH DUAL WHEEL CASTERS STACK 4 HIGH ON THE TROLLEY AND 4 HIGH ON THE FLOOR. CHAIRS WITH TABLET ARM STACK 4 HIGH ON THE FLOOR. ALL KOMPIS STOOLS STACK 6 HIGH ON THE FLOOR.

NOTE NOT AVAILABLE FOR KOMPIS X CHAIRS

Kompis

Square Back Chair
Armless






VERSTEEL

Questions?

800 876 2120

Quickship Program Product

material / fabric grade >

	Description	Model#	Product Wt	Dimensions		2/COM	3	4	5	6	Wood
	4-Leg Base Seat: Upholstered Back: Upholstered	KPSQ-01	QS 19	Overall Height: 31½" Overall Width: 21¾" Overall Depth: 21¾"	Seat Height: 18" Seat Width: 17" Seat Depth: 18"	737	831	921	1016	1108	
	4-Leg Base Seat: Upholstered Back: Wood	KPSQ-04	QS 19	Overall Height: 31½" Overall Width: 21¾" Overall Depth: 21¾"	Seat Height: 18" Seat Width: 17" Seat Depth: 18"	850	926	1000	1075	1152	
	4-Leg Base Seat: Wood Back: Wood	KPSQ-07	QS 19	Overall Height: 31½" Overall Width: 21¾" Overall Depth: 21¾"	Seat Height: 18" Seat Width: 17" Seat Depth: 18"						982

Stacking

Refer to page 194.

COM Yardage

Refer to page 197.

To Order, Specify...

- 1 Model Number
- 2 Frame Color
- 3 Wood Finish
- 4 Upholstery Selection
- 5 Frame Options



Finish Options	Price
Chrome	\$ 165
Nickel.....	\$ 223
Powder Coat - Standard	n/c
Powder Coat - Premium.....	\$ 165

Frame Options	Code	Price
Hard Surface Glides - Nylon (set of 4).....	GLD32	\$ 23
Hard Surface Glides - Felt (set of 4)	GLD33	\$ 23
Casters - Single Wheel Soft Wheel (set of 4).....	CAS33	\$ 191
Casters - Dual Wheel Black Nylon		
Hard Wheel (set of 4).....	CAS54	\$ 171
Casters - Dual Wheel Black Nylon		
Soft Wheel (set of 4).....	CAS56	\$ 171

Accessories	Code	Price
Chair Trolley - Kompis.....	ACTCO	\$ 717
Chair Link - Kompis.....	ACLCO	\$ 35

Custom Charges	Code	Price
Powder Coat Alternative (per color)	OPA	call
Stain Finish Match (per finish).....	OSM	\$ 996

Kompis

Square Back Chair

Arms


VERSTEEL
Questions?

800 876 2120

Quickship Program Product

Description	Model#	Product Wt	Dimensions	material / fabric grade >						
				2/COM	3	4	5	6	Wood	
<p>4-Leg Base Seat: Upholstered Back: Upholstered Armcaps: None</p>	KPASQ-01	QS 20	Overall Height: 32" Overall Width: 21 1/4" Overall Depth: 21 1/4"	Seat Height: 18" Seat Width: 17" Seat Depth: 18" Between Arms: 19 1/2" Arm Height: 25"	808	902	994	1088	1181	
<p>4-Leg Base Seat: Upholstered Back: Upholstered Armcaps: Upholstered</p>	KPASQ-02	QS 20	Overall Height: 32" Overall Width: 23" Overall Depth: 21 1/4"	Seat Height: 18" Seat Width: 17" Seat Depth: 18" Between Arms: 19 1/2" Arm Height: 26"	921	1036	1149	1262	1374	
<p>4-Leg Base Seat: Upholstered Back: Upholstered Armcaps: Wood</p>	KPASQ-03	QS 20	Overall Height: 32" Overall Width: 23" Overall Depth: 21 1/4"	Seat Height: 18" Seat Width: 17" Seat Depth: 18" Between Arms: 19 1/2" Arm Height: 26"	1035	1125	1218	1312	1408	
<p>4-Leg Base Seat: Upholstered Back: Wood Armcaps: None</p>	KPASQ-04	QS 20	Overall Height: 32" Overall Width: 21 1/4" Overall Depth: 21 1/4"	Seat Height: 18" Seat Width: 17" Seat Depth: 18" Between Arms: 19 1/2" Arm Height: 25"	921	997	1073	1149	1221	
<p>4-Leg Base Seat: Upholstered Back: Wood Armcaps: Upholstered</p>	KPASQ-05	QS 20	Overall Height: 32" Overall Width: 23" Overall Depth: 21 1/4"	Seat Height: 18" Seat Width: 17" Seat Depth: 18" Between Arms: 19 1/2" Arm Height: 26"	1038	1128	1221	1315	1411	
<p>4-Leg Base Seat: Upholstered Back: Wood Armcaps: Wood</p>	KPASQ-06	QS 20	Overall Height: 32" Overall Width: 23" Overall Depth: 21 1/4"	Seat Height: 18" Seat Width: 17" Seat Depth: 18" Between Arms: 19 1/2" Arm Height: 26"	1149	1221	1299	1374	1449	

Stacking

Refer to page 194.





COM Yardage

Refer to page 197.

To Order, Specify...

- 1 Model Number
- 2 Frame Color
- 3 Wood Finish
- 4 Upholstery Selection
- 5 Frame Options



Description	Model#	Product Wt	Dimensions	material / fabric grade >						
				2/COM	3	4	5	6	Wood	
 4-Leg Base Seat: Wood Back: Wood Armcaps: None	KPASQ-07	20	Overall Height: 32" Overall Width: 21 3/4" Overall Depth: 21 3/4"	Seat Height: 18" Seat Width: 17" Seat Depth: 18" Between Arms: 19 1/2" Arm Height: 25"						1053
 4-Leg Base Seat: Wood Back: Wood Arms: Wood	KPASQ-08	20	Overall Height: 32" Overall Width: 23" Overall Depth: 21 3/4"	Seat Height: 18" Seat Width: 17" Seat Depth: 18" Between Arms: 19 1/2" Arm Height: 26"						1279
 4-Leg Base Seat: Upholstered Back: Upholstered Armcaps: Urethane	KPASQ-09	20	Overall Height: 32" Overall Width: 23" Overall Depth: 21 3/4"	Seat Height: 18" Seat Width: 17" Seat Depth: 18" Between Arms: 19 1/2" Arm Height: 26"	921	1036	1149	1262	1374	
 4-Leg Base Seat: Upholstered Back: Wood Armcaps: Urethane	KPASQ-10	20	Overall Height: 32" Overall Width: 23" Overall Depth: 21 3/4"	Seat Height: 18" Seat Width: 17" Seat Depth: 18" Between Arms: 19 1/2" Arm Height: 26"	1038	1128	1221	1315	1411	

Stacking
Refer to page 194.

COM Yardage
Refer to page 197.

Finish Options	Price
Chrome	\$ 165
Nickel.....	\$ 223
Powder Coat - Standard.....	n/c
Powder Coat - Premium.....	\$ 165

Frame Options	Code	Price
Hard Surface Glides - Nylon (set of 4).....	GLD32	\$ 23
Hard Surface Glides - Felt (set of 4).....	GLD33	\$ 23
Casters - Single Wheel Soft Wheel (set of 4).....	CAS33	\$ 191
Casters - Dual Wheel Black Nylon		
Hard Wheel (set of 4).....	CAS54	\$ 171
Casters - Dual Wheel Black Nylon		
Soft Wheel (set of 4).....	CAS56	\$ 171

Accessories	Code	Price
Chair Trolley - Kompis.....	ACTCO	\$ 717
Chair Link - Kompis.....	ACLCO	\$ 35

Custom Charges	Code	Price
Powder Coat Alternative (per color)	OPA	call
Stain Finish Match (per finish).....	OSM	\$ 996




Kompis

Square Back Chair
Flip-Up Tablet Arm - Right

**VERSTEEL****Questions?**

800 876 2120

material / fabric grade >

	Description	Model#	Product Wt	Dimensions		2/COM	3	4	5	6	Wood
	4-Leg Base Tablet Right Seat: Upholstered Back: Upholstered	KPSQ-01TBR	22	Overall Height: 32" Overall Width: 23" Overall Depth: 30"	Seat Height: 18" Seat Width: 17" Seat Depth: 18" Arm Height: 26"	968	1063	1155	1251	1341	
	4-Leg Base Tablet Right Seat: Upholstered Back: Wood	KPSQ-04TBR	22	Overall Height: 32" Overall Width: 23" Overall Depth: 30"	Seat Height: 18" Seat Width: 17" Seat Depth: 18" Arm Height: 26"	1084	1158	1235	1309	1386	
	4-Leg Base Tablet Right Seat: Wood Back: Wood	KPSQ-07TBR	22	Overall Height: 32" Overall Width: 23" Overall Depth: 30"	Seat Height: 18" Seat Width: 17" Seat Depth: 18" Arm Height: 26"						1215

Tablet Dimensions

13" d x 13½" w x ¾" thick

Tablet is available in black only.

Tablet Material

¾" Black Thermofoil with a Black Thermofoil edge.

Stacking

Refer to page 194.

COM Yardage




Refer to page 197.

To Order, Specify...

- ① Model Number
- ② Frame Color
- ③ Wood Finish
- ④ Upholstery Selection
- ⑤ Frame Options



BS Quickship Program Product

						material / fabric grade >					
Description	Model#	Product Wt	Dimensions			2/COM	3	4	5	6	Wood
 4-Leg Base Tablet Left Seat: Upholstered Back: Upholstered	KPSQ-01TBL	22	Overall Height: 32" Overall Width: 23" Overall Depth: 30"	Seat Height: 18" Seat Width: 17" Seat Depth: 18" Arm Height: 26"		968	1063	1155	1251	1341	
 4-Leg Base Tablet Left Seat: Upholstered Back: Wood	KPSQ-04TBL	22	Overall Height: 32" Overall Width: 23" Overall Depth: 30"	Seat Height: 18" Seat Width: 17" Seat Depth: 18" Arm Height: 26"		1084	1158	1235	1309	1386	
 4-Leg Base Tablet Left Seat: Wood Back: Wood	KPSQ-07TBL	22	Overall Height: 32" Overall Width: 23" Overall Depth: 30"	Seat Height: 18" Seat Width: 17" Seat Depth: 18" Arm Height: 26"							1215

Tablet Dimensions
13" d x 13 1/2" w x 3/4" thick

Tablet is available in black only.

Tablet Material
3/4" Black Thermofoil with a Black Thermofoil edge.

Stacking
Refer to page 194.

COM Yardage
Refer to page 197.

Finish Options	Price
Chrome	\$ 165
Nickel	\$ 223
Powder Coat - Standard	n/c
Powder Coat - Premium	\$ 165

Frame Options	Code	Price
Hard Surface Glides - Nylon (set of 4)	GLD32	\$ 23
Hard Surface Glides - Felt (set of 4)	GLD33	\$ 23
Casters - Single Wheel Soft Wheel (set of 4)	CAS33	\$ 191
Casters - Dual Wheel Black Nylon		
Hard Wheel (set of 4)	CAS54	\$ 171
Casters - Dual Wheel Black Nylon		
Soft Wheel (set of 4)	CAS56	\$ 171

Accessories	Code	Price
Chair Trolley - Kompis	ACTCO	\$ 717
Chair Link - Kompis	ACLCO	\$ 35

Custom Charges		
Powder Coat Alternative (per color)	OPA	call
Stain Finish Match (per finish)	OSM	\$ 996




Kompis

Square Back Stool - 24"
Armless

**VERSTEEL****Questions?**

800 876 2120

material / fabric grade >

	Description	Model#	Product Wt	Dimensions		2/COM	3	4	5	6	Wood
	4-Leg Base 24" Seat Height Seat: Upholstered Back: Upholstered	KPSQ-01S24	20	Overall Height: 38" Overall Width: 21½" Overall Depth: 26"	Seat Height: 24" Seat Width: 17" Seat Depth: 17" Seat to Footrest: 15½"	1009	1101	1192	1288	1381	
	4-Leg Base 24" Seat Height Seat: Upholstered Back: Wood	KPSQ-04S24	20	Overall Height: 38" Overall Width: 21½" Overall Depth: 26"	Seat Height: 24" Seat Width: 17" Seat Depth: 17" Seat to Footrest: 15½"	1122	1195	1271	1348	1422	
	4-Leg Base 24" Seat Height Seat: Wood Back: Wood	KPSQ-07S24	20	Overall Height: 38" Overall Width: 21½" Overall Depth: 26"	Seat Height: 24" Seat Width: 17" Seat Depth: 17" Seat to Footrest: 15½"						1255

33" - 38" table heights
are recommended for
use with 24" stool

Stacking

Refer to page 194.




COM Yardage

Refer to page 197.

To Order, Specify...

- ① Model Number
- ② Frame Color
- ③ Wood Finish
- ④ Upholstery Selection
- ⑤ Frame Options



Description	Model#	Product Wt	Dimensions	material / fabric grade >					
				2/COM	3	4	5	6	Wood
 4-Leg Base 29" Seat Height Seat: Upholstered Back: Upholstered	KPSQ-01S29	21	Overall Height: 43" Overall Width: 21 1/8" Overall Depth: 26" Seat Height: 29" Seat Width: 17" Seat Depth: 17" Seat to Footrest: 15"	1009	1101	1192	1288	1381	
 4-Leg Base 29" Seat Height Seat: Upholstered Back: Wood	KPSQ-04S29	21	Overall Height: 43" Overall Width: 21 1/8" Overall Depth: 26" Seat Height: 29" Seat Width: 17" Seat Depth: 17" Seat to Footrest: 15"	1122	1195	1271	1348	1422	
 4-Leg Base 29" Seat Height Seat: Wood Back: Wood	KPSPQ-07S29	21	Overall Height: 43" Overall Width: 21 1/8" Overall Depth: 26" Seat Height: 29" Seat Width: 17" Seat Depth: 17" Seat to Footrest: 15"						1255

38" - 42" table heights are recommended for use with 29" stool

Stacking
Refer to page 194.

COM Yardage
Refer to page 197.

Finish Options	Price
Chrome	\$ 165
Nickel.....	\$ 223
Powder Coat - Standard.....	n/c
Powder Coat - Premium.....	\$ 165

Frame Options	Code	Price
Hard Surface Glides - Nylon (set of 4).....	GLD32	\$ 23
Hard Surface Glides - Felt (set of 4).....	GLD33	\$ 23







Accessories	Code	Price
Chair Trolley - Kompis.....	ACTCO	\$ 717
Chair Link - Kompis.....	ACLCO	\$ 35

Custom Charges		
Powder Coat Alternative (per color)	OPA	call
Stain Finish Match (per finish).....	OSM	\$ 996

KompisSquare Back Stool - 24"
Arms**VERSTEEL****Questions?**

800 876 2120

material / fabric grade >

	Description	Model#	Product Wt	Dimensions		2/COM	3	4	5	6	Wood
	4-Leg Base 24" Seat Height Seat: Upholstered Back: Upholstered Armcaps: None	KPASQ-01S24	22	Overall Height: 38" Overall Width: 21½" Overall Depth: 26" Arm Height: 31"	Seat Height: 24" Seat Width: 17" Seat Depth: 18" Between Arms: 19½" Seat to Footrest: 15"	1076	1173	1264	1358	1452	
	4-Leg Base 24" Seat Height Seat: Upholstered Back: Wood Armcaps: Upholstered	KPASQ-02S24	22	Overall Height: 38" Overall Width: 23" Overall Depth: 26" Arm Height: 32"	Seat Height: 24" Seat Width: 17" Seat Depth: 18" Between Arms: 19½" Seat to Footrest: 15"	1191	1306	1419	1531	1644	
	4-Leg Base 24" Seat Height Seat: Upholstered Back: Upholstered Armcaps: Wood	KPASQ-03S24	22	Overall Height: 38" Overall Width: 23" Overall Depth: 26" Arm Height: 32"	Seat Height: 24" Seat Width: 17" Seat Depth: 18" Between Arms: 19½" Seat to Footrest: 15"	1304	1397	1490	1583	1679	
	4-Leg Base 24" Seat Height Seat: Upholstered Back: Wood Armcaps: None	KPASQ-04S24	22	Overall Height: 38" Overall Width: 21½" Overall Depth: 26" Arm Height: 31"	Seat Height: 24" Seat Width: 17" Seat Depth: 18" Between Arms: 19½" Seat to Footrest: 15"	1191	1267	1344	1419	1493	
	4-Leg Base 24" Seat Height Seat: Upholstered Back: Wood Armcaps: Upholstered	KPASQ-05S24	22	Overall Height: 38" Overall Width: 23" Overall Depth: 26" Arm Height: 32"	Seat Height: 24" Seat Width: 17" Seat Depth: 18" Between Arms: 19½" Seat to Footrest: 15"	1309	1403	1499	1589	1684	
	4-Leg Base 24" Seat Height Seat: Upholstered Back: Wood Armcaps: Wood	KPASQ-06S24	22	Overall Height: 38" Overall Width: 23" Overall Depth: 26" Arm Height: 32"	Seat Height: 24" Seat Width: 17" Seat Depth: 18" Between Arms: 19½" Seat to Footrest: 15"	1422	1500	1573	1647	1724	

Standard Kompis
armcap is 13"33" - 38" table heights
are recommended for
use with 24" stool**Stacking**

Refer to page 194.





COM Yardage

Refer to page 197.

To Order, Specify...

- ① Model Number
- ② Frame Color
- ③ Wood Finish
- ④ Upholstery Selection
- ⑤ Frame Options



Description	Model#	Product Wt	Dimensions	material / fabric grade >						
				2/COM	3	4	5	6	Wood	
 <p>4-Leg Base 24" Seat Height Seat: Wood Back: Wood Armcaps: None</p>	KPASQ-07S24	22	Overall Height: 38" Overall Width: 21 1/2" Overall Depth: 26" Arm Height: 31"	Seat Height: 24" Seat Width: 17" Seat Depth: 18" Between Arms: 19 1/2" Seat to Footrest: 15"						1326
 <p>4-Leg Base 24" Seat Height Seat: Wood Back: Wood Armcaps: Wood</p>	KPASQ-08S24	22	Overall Height: 38" Overall Width: 23" Overall Depth: 26" Arm Height: 32"	Seat Height: 24" Seat Width: 17" Seat Depth: 18" Between Arms: 19 1/2" Seat to Footrest: 15"						1551
 <p>4-Leg Base 24" Seat Height Seat: Upholstered Back: Upholstered Armcaps: Urethane</p>	KPASQ-09S24	22	Overall Height: 38" Overall Width: 23" Overall Depth: 26" Arm Height: 32"	Seat Height: 24" Seat Width: 17" Seat Depth: 18" Between Arms: 19 1/2" Seat to Footrest: 15"	1191	1306	1419	1531	1644	
 <p>4-Leg Base Armless 24" Seat Height Seat: Upholstered Back: Wood Armcaps: Urethane</p>	KPASQ-10S24	22	Overall Height: 38" Overall Width: 23" Overall Depth: 26" Arm Height: 32"	Seat Height: 24" Seat Width: 17" Seat Depth: 18" Between Arms: 19 1/2" Seat to Footrest: 15"	1309	1403	1499	1589	1684	

Standard Kompis armcap is 13"
33" - 38" table heights are recommended for use with 24" stool
Stacking
Refer to page 194.
COM Yardage
Refer to page 197.

Finish Options	Price
Chrome	\$ 165
Nickel	\$ 223
Powder Coat - Standard	n/c
Powder Coat - Premium	\$ 165

Frame Options	Code	Price
Hard Surface Glides - Nylon (set of 4)	GLD32	\$ 23
Hard Surface Glides - Felt (set of 4)	GLD33	\$ 23

Accessories	Code	Price
Chair Trolley - Kompis	ACTCO	\$ 717
Chair Link - Kompis	ACLCO	\$ 35







Custom Charges		
Powder Coat Alternative (per color)	OPA	call
Stain Finish Match (per finish)	OSM	\$ 996

Kompis

Square Back Stool - 29" Arms


VERSTEEL
Questions?

800 876 2120

				material / fabric grade >		2/COM	3	4	5	6	Wood
Description	Model#	Product Wt	Dimensions								
	4-Leg Base 29" Seat Height Seat: Upholstered Back: Upholstered Armcaps: None	KPASQ-01S29	23	Overall Height: 43" Overall Width: 21½" Overall Depth: 26" Arm Height: 36"	Seat Height: 29" Seat Width: 17" Seat Depth: 18" Between Arms: 19½" Seat to Footrest: 15½"	1076	1173	1264	1358	1452	
	4-Leg Base 29" Seat Height Seat: Upholstered Back: Upholstered Armcaps: Upholstered	KPASQ-02S29	23	Overall Height: 43" Overall Width: 23" Overall Depth: 26" Arm Height: 37"	Seat Height: 29" Seat Width: 17" Seat Depth: 18" Between Arms: 19½" Seat to Footrest: 15½"	1191	1306	1419	1531	1644	
	4-Leg Base 29" Seat Height Seat: Upholstered Back: Upholstered Armcaps: Wood	KPASQ-03S29	23	Overall Height: 43" Overall Width: 23" Overall Depth: 26" Arm Height: 37"	Seat Height: 29" Seat Width: 17" Seat Depth: 18" Between Arms: 19½" Seat to Footrest: 15½"	1304	1397	1490	1583	1679	
	4-Leg Base 29" Seat Height Seat: Upholstered Back: Wood Armcaps: None	KPASQ-04S29	23	Overall Height: 43" Overall Width: 21½" Overall Depth: 26" Arm Height: 36"	Seat Height: 29" Seat Width: 17" Seat Depth: 18" Between Arms: 19½" Seat to Footrest: 15½"	1191	1267	1344	1419	1493	
	4-Leg Base 29" Seat Height Seat: Upholstered Back: Wood Armcaps: Upholstered	KPASQ-05S29	23	Overall Height: 43" Overall Width: 23" Overall Depth: 26" Arm Height: 37"	Seat Height: 29" Seat Width: 17" Seat Depth: 18" Between Arms: 19½" Seat to Footrest: 15½"	1309	1403	1499	1589	1684	
	4-Leg Base 29" Seat Height Seat: Upholstered Back: Wood Armcaps: Wood	KPASQ-06S29	23	Overall Height: 43" Overall Width: 23" Overall Depth: 26" Arm Height: 37"	Seat Height: 29" Seat Width: 17" Seat Depth: 18" Between Arms: 19½" Seat to Footrest: 15½"	1422	1500	1573	1647	1724	

Standard Kompis armcap is 13"

38" - 42" table heights are recommended for use with 29" stool

Stacking

Refer to page 194.





COM Yardage

Refer to page 197.

To Order, Specify...

- 1 Model Number
- 2 Frame Color
- 3 Wood Finish or Aluminum Color
- 4 Upholstery Selection
- 5 Frame Options



Description	Model#	Product Wt	Dimensions	material / fabric grade >						
				2/COM	3	4	5	6	Wood	
 4-Leg Base 29" Seat Height Seat: Wood Back: Wood Arm caps: None	KPASQ-07S29	23	Overall Height: 43" Overall Width: 21½" Overall Depth: 26" Arm Height: 36"	Seat Height: 29" Seat Width: 17" Seat Depth: 18" Between Arms: 19½" Seat to Footrest: 15½"						1326
 4-Leg Base 29" Seat Height Seat: Wood Back: Wood Arm caps: Wood	KPASQ-08S29	23	Overall Height: 43" Overall Width: 23" Overall Depth: 26" Arm Height: 37"	Seat Height: 29" Seat Width: 17" Seat Depth: 18" Between Arms: 19½" Seat to Footrest: 15½"						1551
 4-Leg Base 29" Seat Height Seat: Upholstered Back: Upholstered Arm caps: Urethane	KPASQ-09S29	23	Overall Height: 43" Overall Width: 23" Overall Depth: 26" Arm Height: 37"	Seat Height: 29" Seat Width: 17" Seat Depth: 18" Between Arms: 19½" Seat to Footrest: 15½"	1191	1306	1419	1531	1644	
 4-Leg Base 29" Seat Height Seat: Upholstered Back: Wood Arm caps: Urethane	KPASQ-10S29	22	Overall Height: 43" Overall Width: 23" Overall Depth: 26" Arm Height: 37"	Seat Height: 29" Seat Width: 17" Seat Depth: 18" Between Arms: 19½" Seat to Footrest: 15½"	1309	1403	1499	1589	1684	

Standard Kompis armcap is 13"
38" - 42" table heights are recommended for use with 29" stool
Stacking
Refer to page 194.
COM Yardage
Refer to page 197.

Finish Options	Price
Chrome	\$ 165
Nickel	\$ 223
Powder Coat - Standard	n/c
Powder Coat - Premium	\$ 165

Frame Options	Code	Price
Hard Surface Glides - Nylon (set of 4)	GLD32	\$ 23
Hard Surface Glides - Felt (set of 4)	GLD33	\$ 23

Accessories	Code	Price
Chair Link - Kompis	ACLCO	\$ 35




Custom Charges		
Powder Coat Alternative (per color)	OPA	call
Stain Finish Match (per finish)	OSM	\$ 996

Kompis Bariatric Square Back Chair Arms


VERSTEEL
Questions?

800 876 2120

material / fabric grade >

	Description	Model#	Product Wt	Dimensions		2/COM	3	4	5	6	Wood
	4-Leg Base 26" Wide Seat: Upholstered Back: Upholstered Armcaps: Upholstered	KPASQ-02X26	35	Overall Height: 31½" Overall Width: 29¾" Overall Depth: 22½" Arm Height: 26"	Seat Height: 17" Seat Width: 24½" Seat Depth: 18" Between Arms: 26¾"	1963	2153	2340	2530	2715	
	4-Leg Base 30" Wide Seat: Upholstered Back: Upholstered Armcaps: Upholstered	KPASQ-02X30	42	Overall Height: 31½" Overall Width: 33¼" Overall Depth: 22½" Arm Height: 26"	Seat Height: 17" Seat Width: 26¾" Seat Depth: 18" Between Arms: 30"	2015	2202	2389	2581	2768	
	4-Leg Base 42" Wide Seat: Upholstered Back: Upholstered Armcaps: Upholstered	KPASQ-02X42	55	Overall Height: 31½" Overall Width: 45¼" Overall Depth: 22½" Arm Height: 26"	Seat Height: 17" Seat Width: 38¾" Seat Depth: 18" Between Arms: 42"	2066	2253	2440	2629	2820	

COM Yardage

Refer to page 197.

To Order, Specify...

- ① Model Number
- ② Frame Color
- ③ Upholstery Selection
- ④ Frame Options



Finish Options	Price
Chrome	\$ 327
Nickel.....	\$ 388
Powder Coat - Standard	n/c
Powder Coat - Premium.....	\$ 165

Custom Charges	Code	Price
Powder Coat Alternative (per color)	OPA	call

**Specifications**

Nerita is available in 4-leg, sled and swivel base styles with a shell of molded resilient polypropylene resin. In addition to the poly shell an upholstered seat pad is available. The chairs may be specified with or without arms.

Features

The 4-leg chairs feature a high density polyethylene (HDPE) black glide, while the sled base chairs have a clear polycarbonate flat glide. The swivel chairs have a polished aluminum or powdercoat base and feature 3" hollow wheel black casters or felt glides.

Shipping Schedule

Poly Shell

3-5 WEEKS

Some shell colors as well as powdercoated swivel bases may require an extended lead time. Contact Versteel Customer Service for additional information.

NOTE CHAIR ORDERS WITH COM UPHOLSTERY WILL BE SCHEDULED UPON RECEIPT OF COM UPHOLSTERY YARDAGE

BIFMA

All Versteel products are constructed to pass the relevant ANSI/BIFMA standards. For more detailed specifications by series and base style, contact Versteel Customer Service at 800.876.2120.

Additional information regarding warranty, terms and conditions, shipping, care and maintenance, etc. can be found in the All Seating price list.

Standard Versteel Upholstery

Standard Versteel Upholstery offers a range of materials, from fabrics in a variety of colors and textures to vinyls for soil resistance. Please refer to Versteel's fabric cards or the "Materials + Finishes" section of our website for information.

Grade-in Upholstery

Versteel has coordinated with upholstery manufacturers to simplify your order process. Many of the manufacturers' offerings have been pre-approved for application on Versteel Seating.

Contact Versteel Customer Service with your selected fabric choice to be graded in. You will be supplied with the appropriate grade-in designator. On your purchase order, complete the information with the pattern name, color description and grade-in designator, and Versteel will take it from there.

Customer's Own Material

Customer's Own Materials (COM's) are not an issue on Nerita. Many COM's are pre-approved for application on Versteel Seating. Call Versteel Customer Service with your COM selection to determine if it has been pre-approved. If your selection has not been pre-approved, reference the "Receiving COM Approval" section below.

Receiving COM Approval

Not all materials are suitable for upholstery on Nerita. A 12" x 12" memo sample must be supplied for approval before a COM material is accepted for an order. If the material is directional in pattern or weave, the pattern repeat (in inches) in both directions or the weave direction must be supplied.

Excess COM

Versteel will not store excess COM for more than 30 days after the order has been completed. If excess material is to be returned after order completion, send the request to Versteel Customer Service prior to acknowledged ship date. It is the customer's responsibility to arrange for the return of the material "freight collect."

COM Requiring Application Test

If an application test is required for your selected COM, send test sample material along with the following.

1. Name and return address
2. Model selected
3. Sketch showing special requirements for the positioning of the materials' pattern on the seat and ledge, if special considerations are required.

NOTE ALL UPHOLSTERIES ARE CUT UP THE ROLL TO MAXIMIZE YIELD AND WEAR PERFORMANCE

Ship COM to:

Versteel
 2332 Cathy Lane
 Jasper, IN 47546

COM must be shipped to the factory with transportation costs "prepaid." If material is considered defective or unusable, it will be returned "transportation collect."

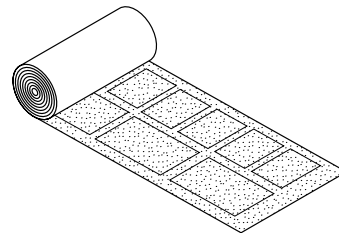
For standard lead time orders, tag fabric with purchase order number and identify with project number if possible.

Application of Directional Fabrics

Due to the upholstering process, some fabrics not considered directional by the supplier may be considered directional by Versteel.

All COM's are cut "up the roll" unless otherwise directed by the customer (see illustration below).

EXAMPLE PATTERN CUT UP THE ROLL



If special cutting or upholstery application is required, you must indicate requirement at time of order entry.

Nerita COM Yardage Requirements

COM yardage requirements are calculated for chairs based on a material width of 54" and a repeat of 2" or less. For material less than 54" wide, contact Versteel for yardage requirements. Use the chart below as a guide to calculate your COM yardage. For quantities greater than 20 chairs, contact Versteel Customer Service for calculation of COM yardage by model.

Quantity of Chairs	1	2	3	4	5	6	7	8	9	10	11	12	13	14	15	16	17	18	19	20
Nerita																				
Upholstered Seat Pad Only	1.0	1.0	1.0	2.0	2.0	2.0	2.0	3.0	3.0	3.0	3.0	4.0	4.0	4.0	4.0	5.0	5.0	5.0	5.0	6.0

Patterned COM Additional Yardage Guide

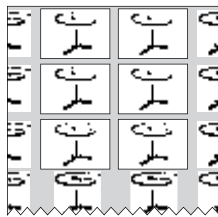
Use the guide below to aid in ordering the appropriate COM fabric when needing to match a pattern with a repeat. To use this guide, add the vertical and horizontal repeats together (e.g. a 5" vertical repeat plus an 11" horizontal repeat gives a 16" total). Then find the appropriate entry on the chart, and increase the yardage estimate by the percentage indicated.

For example: The yardage estimate is 8 yards of 54" wide fabric and the pattern has a repeat of 11" horizontal and 5" vertical. Add up the repeats (11" + 5" = 16") and find the appropriate entry - 15% in this example. Fifteen percent more fabric is required to match the pattern. 8 yards plus an extra 15% is 9.2 yards.

Fabric Width	Plain Fabric	3" - 14" Repeat	15" - 19" Repeat	20" - 27" Repeat	28" - 36" Repeat	37" - 45" Repeat	46" - 54" Repeat
54"	0%	10%	15%	20%	25%	30%	35%
50" - 52"	10%	20%	25%	30%	35%	40%	45%

Decorative Patterns

Yardage requirements are greatly affected by the size of the repeat and the print or pattern of the material. Versteel cuts all seating patterns with aesthetic concerns in mind for high quality and consistency. Refer to the COM listing for the yardage required for pattern repeat.



To Order, Specify...

- 1 Model Number
- 2 Shell Color
- 3 Frame Color
- 4 Upholstery Selection

model number

finish selections

NEMLA-06

model number

YSNO

shell color

PFOS

frame color

VVE Suede

upholstery selection

A **NEMLA-06** is a Nerita series, metal 4-leg chair with arms, upholstered seat pad and poly back.

The codes **YSNO / PFOS / VVE Suede** specify a Snow poly shell with a Fossil frame and Grade 4 Vector Suede upholstery.

Model Number NEMLA-06


NOTE SAMPLE ORDER DOES NOT MATCH ABOVE IMAGE FABRIC.

Orders may be sent via
Mailing Address

Versteel
 2332 Cathy Lane
 Jasper IN 47546

Contact Versteel

Email contact@versteel.com
Phone 800 876 2120
 812 634 2120

Nerita Shells

Poly shells are molded with resilient, flexible polypropylene resin with a matte textured surface.

Nerita Poly Shell Colors

Oyster YOYS Snow YSNO

Nerita Poly Shell Colors—Extended Lead Time

Near Black. YNBL Sand YSAN
Quarry YQUA

Powder Coat Finishes

All powder coat finishes in the Versteel offering have been formulated with the use of epoxy, polyester or epoxy and polyester blends to maximize the finish durability.

Powder Coat Finish Options

Powder Coat – Standard n/c
Powder Coat – Premium. \$165

Nerita Powder Coat Colors

Alloy. PALLY	Mint PMNT
Amethyst PAME	Navy PNAV
Anthracite. PANT	Nimbus. PNIM
Black Anodized. PBLA	Nutmeg PNUT
Bronze PBRO	◆ Pacific PPAC
Calypso PCAL	Pearl PPEA
Carbon. PCAR	Pebble PPEB
Champagne PCHA	Ⓟ Platinum PPLA
Coconut PCOC	Poppy. PPOP
◆ Copper. PCOP	◆ Raven. PRAV
Crimson PCRI	Royal PROY
◆ Crystal PCRY	Seaside PSEA
Daffodil. PDAF	Shipyard PSHI
Ebony. PEBO	Silver PSIL
Forest. PFOR	Snow PSNO
Fossil PFOS	Stone PSTO
◆ Garnet PGAR	Storm. PSTM
◆ Gold. PGOL	Terra Cotta PTEC
Graphite PGRA	Whisper PWHI
Ⓟ Hope PHOP	White Linen PWHL
Kelly Green PKEG	Powder Coat Alternative .OPA
◆ Matte PMAT	
Mica. PMIC	

Transparent Powder Coats (indicated by ◆)

Please note that the transparent characteristics of these powders allow all natural welds and textures inherent to raw steel to be visible.

Premium Powder Coats (indicated by Ⓟ)

Versteel’s premium process uses specially formulated powder coats for a truly unique color palette.

Polished Aluminum

4-star cast aluminum swivel base is polished to a high gloss sheen.
Polished Aluminum. APOL

Plated

Versteel offers two plated options: Chrome and Nickel. Chrome is our most durable finish available and is a deep luster chrome plated finish. Nickel is a plated finish with a clear coat applied for durability. An upcharge applies for plated finishes. Plated finishes are not available on swivel base Nerita chairs. See product pricing pages for upcharge.
Chrome ECHR
Nickel ENKL

Finish Reference & Samples

For finish color reference, please refer to our website. Contact Versteel Customer Service to receive actual color samples for color matches and final color approval.

Powder Coat Alternative**Call for quotation**

Specify code **OPA** (Powder Coat Alternative), add cost from Versteel quotation

Powder Coat Alternative is available from Versteel. The entire RAL color reference along with hundreds of other color and finishes are available.

For Powder Coat Alternative matching, you must supply a color reference sample, or an RAL number. Versteel will review the sample for possible existing colors available and send a sample for customer approval. If no color match exists a custom match can be developed. Call Versteel Customer Service for associated upcharges on custom color development.

NOTE CUSTOM COLOR MATCHING APPROVALS MAY AFFECT STANDARD PRODUCTION SCHEDULES

Poly Shell Alternative**Call for quotation**

Specify code **OPS** (Poly Shell Alternative), add cost from Versteel quotation

For Poly Shell Alternative, you must supply a color reference sample. Versteel will review the sample for possible existing colors available and send a sample for customer approval. If no color match exists, a custom match can be developed. Minimum order quantities exist for alternative colors. Call Versteel Customer Service for minimums and associated upcharges on Poly Shell Alternatives.

NOTE CUSTOM COLOR MATCHING APPROVALS MAY AFFECT STANDARD PRODUCTION SCHEDULES



Questions?

800 876 2120

material / fabric grade >

	Description	Model#	Product Wt	Dimensions		Poly	2/COM	3	4	5	6
	Sled Base Armless Shell: Poly	NES-07	17	Overall Height: 30" Overall Width: 20" Overall Depth: 21¼"	Seat Height: 17½" Seat Width: 18" Seat Depth: 17"	390					
	Sled Base Armless Shell: Poly Seat: Upholstered Pad	NES-04	19	Overall Height: 30" Overall Width: 20" Overall Depth: 21¼"	Seat Height: 17½" Seat Width: 18" Seat Depth: 17"		636	657	678	699	720
	Sled Base Arms Shell: Poly	NESA-08	18	Overall Height: 30" Overall Width: 25½" Overall Depth: 21¼"	Seat Height: 17½" Seat Width: 18" Seat Depth: 17" Arm Height: 26½"	394					
	Sled Base Arms Shell: Poly Seat: Upholstered Pad	NESA-06	20	Overall Height: 30" Overall Width: 25½" Overall Depth: 21¼"	Seat Height: 17½" Seat Width: 18" Seat Depth: 17" Arm Height: 26½"		640	661	682	703	724

COM Yardage
Refer to page 221.

To Order, Specify...

- ① Model Number
- ② Shell Color
- ③ Frame Color
- ④ Upholstery Selection



	Description	Model#	Product Wt	Dimensions	material / fabric grade >	Poly	2/COM	3	4	5	6
	4-Leg Metal Base Armless Shell: Poly	NEML-07	16	Overall Height: 30" Overall Width: 20" Overall Depth: 21¼"	Seat Height: 17½" Seat Width: 18" Seat Depth: 17"	520					
	4-Leg Metal Base Armless Shell: Poly Seat: Upholstered Pad	NEML-04	18	Overall Height: 30" Overall Width: 20" Overall Depth: 21¼"	Seat Height: 17½" Seat Width: 18" Seat Depth: 17"		766	787	808	829	850
	4-Leg Metal Base Arms Shell: Poly	NEMLA-08	17	Overall Height: 30" Overall Width: 25½" Overall Depth: 21¼"	Seat Height: 17½" Seat Width: 18" Seat Depth: 17" Arm Height: 26½"	523					
	4-Leg Metal Base Arms Shell: Poly Seat: Upholstered Pad	NEMLA-06	19	Overall Height: 30" Overall Width: 25½" Overall Depth: 21¼"	Seat Height: 17½" Seat Width: 18" Seat Depth: 17" Arm Height: 26½"		769	790	811	832	853

COM Yardage
Refer to page 221.

Finish Options	Price
Chrome	\$ 165
Nickel.....	\$ 223
Powder Coat - Standard.....	n/c
Powder Coat - Premium.....	\$ 165

Custom Charges	
Powder Coat Alternative (per color)	OPA call
Poly Shell Alternative (per color)	OPS call



Questions?

800 876 2120

						material / fabric grade >					
						Poly	2/COM	3	4	5	6
	Description	Model#	Product Wt	Dimensions							
	Fixed Height Swivel Armless Shell: Poly	NECFH-07	17	Overall Height: 30" Overall Width: 21" Overall Depth: 21¼"	Seat Height: 17½" Seat Width: 18" Seat Depth: 17"	598					
	Fixed Height Swivel Armless Shell: Poly Seat: Upholstered Pad	NECFH-04	19	Overall Height: 30" Overall Width: 21" Overall Depth: 21¼"	Seat Height: 17½" Seat Width: 18" Seat Depth: 17"		844	865	886	907	928
	Fixed Height Swivel Arms Shell: Poly	NECFHA-08	17	Overall Height: 30" Overall Width: 25½" Overall Depth: 21¼"	Seat Height: 17½" Seat Width: 18" Seat Depth: 17" Arm Height: 26½"	600					
	Fixed Height Swivel Arms Shell: Poly Seat: Upholstered Pad	NECFHA-06	20	Overall Height: 30" Overall Width: 25½" Overall Depth: 21¼"	Seat Height: 17½" Seat Width: 18" Seat Depth: 17" Arm Height: 26½"		846	867	888	909	930

COM Yardage
Refer to page 221.

To Order, Specify...

- 1 Model Number
- 2 Shell Color
- 3 Swivel Base Color
- 4 Upholstery Selection



	Description	Model#	Product Wt	Dimensions	material / fabric grade >	Poly	2/COM	3	4	5	6
							Fixed Height Swivel Armless Shell: Poly	NEGFH-07	16	Overall Height: 30" Overall Width: 20" Overall Depth: 21¼"	Seat Height: 17½" Seat Width: 18" Seat Depth: 17"
	Fixed Height Swivel Armless Shell: Poly Seat: Upholstered Pad	NEGFH-04	18	Overall Height: 30" Overall Width: 20" Overall Depth: 21¼"	Seat Height: 17½" Seat Width: 18" Seat Depth: 17"		776	797	818	839	860
	Fixed Height Swivel Arms Shell: Poly	NEGFHA-08	17	Overall Height: 30" Overall Width: 25½" Overall Depth: 21¼"	Seat Height: 17½" Seat Width: 18" Seat Depth: 17" Arm Height: 26½"	534					
	Fixed Height Swivel Arms Shell: Poly Seat: Upholstered Pad	NEGFHA-06	19	Overall Height: 30" Overall Width: 25½" Overall Depth: 21¼"	Seat Height: 17½" Seat Width: 18" Seat Depth: 17" Arm Height: 26½"		780	801	822	843	864

COM Yardage
Refer to page 221.

Swivel Base Options

Polished Aluminum	n/c
Powder Coat - Standard	n/c
Powder Coat - Premium	\$ 165

TRANSPARENT POWDER COAT NOT AVAILABLE

Custom Charges

	Code	Price
Poly Shell Alternative (per color)	OPS	call



Specifications

Available in Polished Aluminum or any standard powder coat finish, OH! legs, back supports and connectors are one piece cast aluminum, polished to a high-gloss sheen. Seats are machined 1" plywood with a multi-layered construction high density polyurethane molded foam cushion. Backs are molded .75" plywood with a multi-layered construction high density polyurethane foam cushion. Seats and backs are top stitched with single side seams. Laminate or veneer table top surfaces are 1" particle board, Corian® table tops are 1" thick.

NOTE TRANSPARENT POWDER COAT FINISHES ARE NOT AVAILABLE

Features

Since there is no contact between upholstered surfaces, OH! is very easy to clean and more hygienic. The 24" diameter seats appeal to multiple sitting styles and body shapes. Modular construction allows for unlimited configuration options. Under mount power option is available in addition to integrated wire management across the connector.

Laminate and Veneer, Standard Core Construction

The standard top construction consists of 45-50 lb particleboard, surfaced with a high pressure laminate or veneer face. A backer sheet is laminated to the under side of the top. Tops are shipped predrilled for field installation of bases and accessories.

Corian® Construction

Tops are 1" thick Corian® fabricated by bonding two .5" thick sheets together and machining them to size. The underside is bored to allow pressing in metal screw inserts for field installation of the legs and/or connectors.

PVC Flat Edge



Edge of 2mm PVC hot melt banded to the 1" top with ¼" radius at the top and bottom.

Offered in twenty-one (21) standard colors.

Wood Flat Edge



Wood banding hot melt banded to the 1" top with ⅛" radius at the top and bottom.

Offered in Ash, Cherry, Maple or Walnut materials.

Corian® Eased Square Edge



A traditional 1" flat edge with a small radius where horizontal surfaces meet vertical for comfort and a softened aesthetic.

Offered in twelve (12) standard colors.

Quickship Program

Available for select products in the Companion series, see pricing pages.

The Versteel Quickship Program consists of up to 50 tables, 25 tables with modesty panels or 100 chairs in 10 working days from time of order (received by 12pm EST). Orders must be accompanied by final material and finish specifications for order entry. They must be clearly marked "Quickship" and consist of products from the program. Quickship orders cannot be changed or cancelled, and credit approval must be acquired within 24 hours.

For additional information see Versteel.com.

Shipping Schedule

Upholstered Items	4-5 WEEKS
Laminate, PVC Edge	4-5 WEEKS
Laminate, Wood Edge	4-5 WEEKS
Veneer, Wood Edge	6-8 WEEKS
Quickship Products	10 WORKING DAYS

Contact Versteel Customer Service for special lead time requests.

NOTE ORDERS WITH COM UPHOLSTERY WILL BE SCHEDULED UPON RECEIPT OF COM UPHOLSTERY YARDAGE

NOTE OH! SHIPS DISASSEMBLED AND REQUIRES ASSEMBLY

BIFMA

All Versteel products are constructed to pass the relevant ANSI/BIFMA standards. For more detailed specifications by series and base style, contact Versteel Customer Service at 800.876.2120.

Additional information regarding warranty, terms and conditions, shipping, care and maintenance, etc. can be found in the All Seating price list.

Standard Versteel Upholstery

Standard Versteel Upholstery offers a range of materials, from fabrics in a variety of colors and textures to vinyl for soil resistance. Please refer to Versteel's fabric cards or the "Materials + Finishes" section of our website for reference information.

Grade-In Upholstery

Versteel has coordinated with upholstery manufacturers to simplify your order process. Many of the manufacturers' offerings have been pre-approved for application on Versteel Seating.

Contact Versteel Customer Service with your selected fabric choice to be graded in. They will supply you with the appropriate grade-in designator. On your purchase order, complete the information with the pattern name, color description and grade-in designator, and Versteel will take it from there.

Customer's Own Material

Customer's Own Materials (COM's) are not an issue on OH!. Many COM's are pre-approved for application on Versteel Seating. Call Versteel Customer Service with your COM selection to determine if it has been pre-approved. If your selection has not been pre-approved, reference the "Receiving COM Approval" section below.

Receiving COM Approval

Not all materials are suitable for upholstery on OH!. A 12" X 12" memo sample must be supplied for approval before a COM material is accepted for an order. If the material is directional in pattern or weave, the pattern repeat (in inches) in both directions or the weave direction must be supplied.

Excess COM

Versteel will not store excess COM for more than 30 days after the order has been completed. If excess material is to be returned after order completion, send the request to Versteel Customer Service prior to acknowledge ship date. It is the customer's responsibility to arrange for the return of the material "freight collect."

Seat Accent Fabric

The OH! seat band may be specified in a different fabric than the rest of the unit. Specify and add \$372.00 list per unit.
Seat Accent Fabric**.SAF**

COM Requiring Application Test

If an application test is required for your selected COM, send test sample material along with the following:

- Name and return address
- Chair model selected
- Sketch showing special requirements for the positioning of the material's pattern on the chair seat and chair back, if special considerations are required.

Ship COM to:

Versteel
2332 Cathy Lane
Jasper, IN 47546

COM must be shipped to the factory with transportation costs "prepaid." If material is considered defective or unusable, it will be returned "transportation collect."

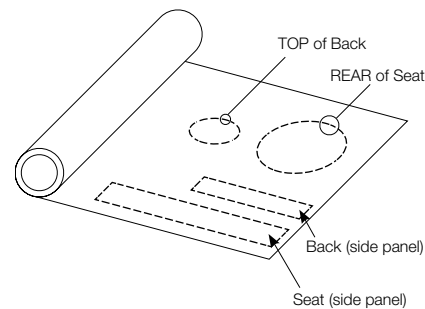
For standard lead time orders, tag fabric with purchase order number and identify with project number if possible.

Application of Directional Fabrics

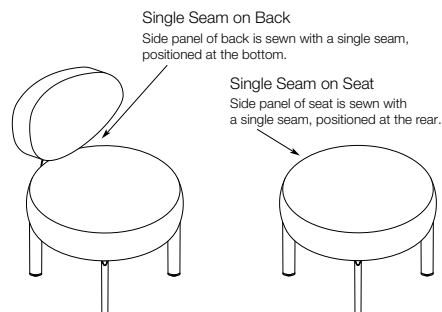
Due to the upholstering process, some fabrics not considered directional by the supplier may be considered directional by Versteel.

All COM's for OH! are railroaded unless otherwise directed by the customer (see illustration below).

EXAMPLE PATTERN CUT RAILOADED



If special cutting or upholstery application is required, you must indicate requirement at time of order entry.



OH! COM Yardage Requirements

COM yardage requirements are calculated based on a material width of 54" and a repeat of 2" or less. For material less than 54" wide, contact Versteel for yardage requirements. Use the chart below as a guide to calculate your COM yardage. For quantities greater than 10, contact Versteel Customer Service for calculation of COM yardage by chair model.

NOTE THIS CHART IS NOT APPLICABLE FOR MULTIPLE FABRICS ON ONE UNIT. CONTACT VERSTEEL CUSTOMER SERVICE FOR YARDAGE REQUIREMENTS WHEN SPECIFYING MULTIPLE FABRICS.

Quantity of Units	1	2	3	4	5	6	7	8	9	10
Freestanding (without back)										
OH24	2.5	2.5	3.0	3.0	4.0	5.5	5.5	6.5	7.5	8.0
OH245I	2.5	3.0	5.5	6.5	8.0	8.0	10.5	13.0	14.0	14.5
OH2478	3.0	5.5	7.5	8.0	10.5	14.0	14.5	16.5	20.0	20.5
Freestanding (with back)										
OH24B	3.0	4.5	5.0	8.0	8.5	11.0	12.5	16.0	18.5	20.0
OH245IB	3.0	8.0	11.0	16.0	20.0	22.0	24.0	27.0	31.5	33.0
OH2478B	5.5	11.0	18.5	22.0	26.0	31.5	35.0	38.0	43.0	48.0
Freestanding Ottoman										
OH36O	2.5	3.5	4.5	5.5	8.0					
OH48O	3.0	5.0	7.5	9.0	12.0					
Configurable (without back)										
OH24ER	2.5	2.5	3.0	3.0	4.0	5.5	5.5	6.5	7.5	8.0
OH24EL	2.5	2.5	3.0	3.0	4.0	5.5	5.5	6.5	7.5	8.0
OH24LR	2.5	2.5	3.0	3.0	4.0	5.5	5.5	6.5	7.5	8.0
OH24LL	2.5	2.5	3.0	3.0	4.0	5.5	5.5	6.5	7.5	8.0
OH24LD	2.5	2.5	3.0	3.0	4.0	5.5	5.5	6.5	7.5	8.0
Configurable (with back)										
OH24ERB	3.0	4.5	5.0	8.0	8.5	11.0	12.5	16.0	18.5	20.0
OH24ELB	3.0	4.5	5.0	8.0	8.5	11.0	12.5	16.0	18.5	20.0
OH24LRB	3.0	4.5	5.0	8.0	8.5	11.0	12.5	16.0	18.5	20.0
OH24LLB	3.0	4.5	5.0	8.0	8.5	11.0	12.5	16.0	18.5	20.0
OH24LDB	3.0	4.5	5.0	8.0	8.5	11.0	12.5	16.0	18.5	20.0

Patterned COM Additional Yardage Guide

Use the guide below to aid in ordering the appropriate COM fabric when needing to match a pattern with a repeat. To use this guide, add the vertical and horizontal repeats together (e.g. a 5" vertical repeat plus an 11" horizontal repeat gives a 16" total). Then find the appropriate entry on the chart, and increase the yardage estimate by the percentage indicated.

For example: The yardage estimate is 8 yards of 54" wide fabric and the pattern has a repeat of 11" horizontal and 5" vertical. Add up the repeats (11" + 5" = 16") and find the appropriate entry - 15% in this example. Fifteen percent more fabric is required to match the pattern. 8 yards plus an extra 15% is 9.2 yards.

Decorative Patterns

Yardage requirements are greatly affected by the size of the repeat and the print or pattern of the material. Versteel cuts all seating patterns with aesthetic concerns in mind for high quality and consistency. Refer to the COM listing for the yardage required for pattern repeat.

Repeats and Striped Fabrics

The geometry of curved products prevents repeats and stripes from matching at the seams.

NOTE CALIFORNIA TECHNICAL BULLETIN 133 (CAL 133) COMPLIANCE HAS BEEN ESTABLISHED THROUGH THIRD-PARTY TESTING OF THE PRODUCTS. ALL CHAIRS THAT MEET CAL 133 STANDARDS WILL HAVE A LABEL ATTACHED TO THE UNDERSIDE OF THE SEAT TO MAINTAIN COMPLIANCE, THE LABEL MUST NOT BE REMOVED FROM THE PRODUCT.

Fabric Width	Plain Fabric	3" - 14" Repeat	15" - 19" Repeat	20" - 27" Repeat	28" - 36" Repeat	37" - 45" Repeat	46" - 54" Repeat
54"	0%	10%	15%	20%	25%	30%	35%
50" - 52"	10%	20%	25%	30%	35%	40%	45%

Configure

Utilizing basic components (a single leg, seat, back and connector) of polished, cast aluminum, OH! is simplistic in its approach to modularity. Legs are positioned for strength and stability while connectors are used to organize the seats into configurations. By using the connector, a set distance is established between individual seats to create personal space. Plush seats, along with a curved ergonomic back option, allow users to position their bodies without interfering with their neighbors. This ensures that everyone can find their own comfort solution. Seats are generously sized and proportioned.

Because the circle is the basis for the seating series it is possible to create an infinite number of configurations, as the designer is no longer bound by a corner. Typical OH! configurations include L, T, X and Y as well as unlimited numbers of runs, arcs and serpentine.

The use of the circle eliminates any sidedness to backless configurations. The addition of a back can be used to guide users to approach sides.

Tables

Tables can be inserted at any point of any configuration for optimum flexibility.

Upholstery

Upholstery may be specified in monochromatic (single textile choice) or contrasting applications (different textiles on different parts). No contact between upholstery surfaces makes for an easy to clean and more hygienic product.

**Power**


The Twine corded system offers mounted, and below-surface power and USB to multiple users in a range of settings. With just one infeed, this system can power up to six (6) Mini-Tap units.

Mini-Tap power can be added to any seat as an undermount option, or to any 24" diameter table as an integrated or undermount option.

Wires seamlessly run between seats via a concealed channel located on the underside of the connector.

Additional power and data can be added to any seat as an undermount option, or any table as an integrated or undermount option.





A. 15-Degree Arc B. 7.5-Degree Arc C. Combination Arc Serpentine

Large Configurations

Versteel will help with your configuration if you have concerns. Simply call Customer Service and provide the dimensions of your space and the type of configuration you desire. Like any other space planning, it is helpful to know where the power and data sources are, as well as windows, doors, any other obstructions and proposed traffic patterns.

All configurations are priced with powder coat frames and Grade 2/COM fabric. Tops are priced with standard laminate and PVC edges.

**L Configuration**

- (1) OH18RDER
- (2) OH24LRB
- (1) OH18RDLD
- (2) OH24LLB
- (1) OH18RDEL

Total List: \$8,498

**Serpentine Configuration**

- (1) OH24ER
- (1) OH24LLB
- (1) OH18RDLD
- (2) OH24LLB
- (1) OH18RDLL
- (1) OH24LL
- (1) OH18RDEL

Total List: \$8,692

Large Configurations



X Configuration

- (2) OH18RDER
- (3) OH24LL
- (1) OH18RDLD
- (3) OH24LR
- (2) OH18RDEL
- (2) OH24LD

Total List: \$10,890



T Configuration

- (1) OH18RDER
- (2) OH24LRB
- (1) OH18RDLD
- (2) OH24LLB
- (1) OH18RDEL
- (1) OH24LD
- (1) OH24ER

Total List: \$10,352



Y Configuration

- (1) OH24ERB
- (1) OH24LDB
- (1) OH18RDER
- (2) OH24LL
- (1) OH18RDLD
- (1) OH24LLB
- (1) OH24ELB

Total List: \$9,571

To Order, Specify...

- 1 Model Number
- 2 Frame Color
- 3 Upholstery Selection
- 4 Additional Options



An **OH2451B** is an OH! series, two seat with backs.

The codes **PALY / FTH Alabaster** specify Alloy legs and Grade 2 Theory Alabaster upholstery.

Model Number OH2451B



NOTE SAMPLE ORDER DOES NOT MATCH ABOVE IMAGE FABRIC.

Orders may be sent via

Mailing Address
Versteel
2332 Cathy Lane
Jasper, IN 47546

Contact Versteel

Email contact@versteel.com
Phone 800 876 2120
812 634 2120

Powder Coat Finishes

All powder coat finishes in the Versteel offering have been formulated with the use of epoxy, polyester or epoxy and polyester blends to maximize the finish durability.

Powder Coat – Standard	n/c
Powder Coat – Premium.\$165 per chair

OH! Powder Coat Colors

Alloy.PALY	NavyPNAV
AmethystPAME	Nimbus.PNIM
AnthracitePANT	NutmegPNUT
Black Anodized.PBLA	PearlPPEA
BronzePBRO	PebblePPEB
CalypsoPCAL	PlatinumPPLA
Carbon.PCAR	Poppy.PPOP
ChampagnePCHA	RoyalPROY
CoconutPCOC	SeasidePSEA
CrimsonPCRI	ShipyardsPSHI
Daffodil.PDAF	SilverPSIL
Ebony.PEBO	SnowPSNO
Forest.PFOR	StonePSTO
FossilPFOS	Storm.PSTM
GraphitePGRA	Terra CottaPTEC
HopePHOP	WhisperPWHI
Kelly GreenPKEG	White LinenPWHL
Mica.PMIC	Powder Coat Alternative .	.OPA
MintPMNT		

Premium Powder Coats (indicated by P)

Versteel’s premium process uses specially formulated powder coats for a truly unique color palette.

Polished Aluminum

One piece cast aluminum legs, back supports and connectors are polished to a high gloss sheen.

Polished Aluminum.APOL
----------------------------	-------

NOTE POLISHED ALUMINUM IS NOT AVAILABLE ON THE PULL UP TABLE

Chrome (available on Pull Up Table only)

Versteel applies a deep luster nickel chrome plated finish. Chrome is the most durable finish available. Specify and add \$228 list each.

ChromeECHR
------------------	-------

Laminates

Versteel’s standard offering of laminates includes over 900 laminates from Formica, Nevamar, Pionite and Wilsonart.

Laminate manufacturers change standard offerings frequently, making it possible a standard product can become unavailable. Versteel cannot be responsible for any inconvenience this may cause.

PVC Edges

OH! laminate table edges are available with a PVC Edge.

- PVC provides hot melt application in a continuous band around the surface.

OH! PVC Edge Colors

Absolute AcajouCABA	Nimbus.CNIM
Alloy.CALY	PearlCPEA
Carbon.CCAR	Platinum.CPLA
ChampagneCCHA	Pralines & CreamCPRC
CoconutCCOC	ShadowCSHA
Ebony.CEBO	SnowCSNO
Florence WalnutCFLW	StoneCSTO
FossilCFOS	Storm.CSTM
GraphiteCGRA	WhisperCWHI
Grey.CGRE	White LinenCWHL
Kensington Maple.CKEM		

Veneer & Wood Finish

OH! tables are available with standard Ash, Cherry, Maple and Walnut veneers.

OH! Veneer Species

AshAP01	Maple.MP01
CherryCP01	WalnutWP01

Veneer Finish

Ash

Beach.VBEA	FogVFOG
Chestnut.VCHE	PebbleVPEB
DriftVDRI	WhisperVWHI
FawnVFAW		

Cherry

Blossom CherryVBLC	Java Cherry.VJAC
Cordovan CherryVCNC	Millwork Cherry.VMWC
Golden CherryVGNC		

Maple

Caramel MapleVCMM	Sugar MapleVSUM
Solar Maple.VSLM		

Walnut

Brighton WalnutVBRW	Natural Walnut.VNAW
Espresso Walnut.VESW		

NOTE WOOD BANDING IS A MULTI-PLY MAPLE WOOD BAND

Corian®

Corian® is an advanced composite product used as an architectural and design material in a variety of residential and commercial applications.

OH! Corian® Colors

Antarctica	NART	LinenNLIN
Bisque	NBIS	MatterhornNMTH
Designer White.	NDEW	Pearl GrayNPLG
Elegant Gray	NELG	Silver GrayNSLG
Glacier White.NGLW	VanillaNVAN

Alternative Corian® colors may be specified. Contact Customer Service for quote.

Finish Reference & Samples

For finish color reference, please refer to our website. Contact Versteel Customer Service to receive actual color samples for color matches and final color approval.

Powder Coat Alternative

Call for quotation

Specify code *OPA* (Powder Coat Alternative), add cost from Versteel quotation

Powder Coat Alternative is available from Versteel. The entire RAL color reference along with hundreds of other color and finishes are available.

For Powder Coat Alternative matching, you must supply a color reference sample, or an RAL number. Versteel will review the sample for possible existing colors available and send a sample for customer approval. If no color match exists a custom match can be developed. Call Versteel Customer Service for associated upcharges on custom color development.

NOTE CUSTOM COLOR MATCHING APPROVALS MAY AFFECT STANDARD PRODUCTION SCHEDULES

Special Laminate

Call for quotation

Specify code *TSP* (Special Laminate), indicate the quoted charges per table

Special laminates and patterns can be specified as an option. To specify, contact Versteel for availability and pricing.

NOTE LAMINATES IN STANDARD COLORS AND TEXTURES FROM FORMICA, NEVAMAR, PIONITE AND WILSONART ARE STANDARD

CAUTION LAMINATE MANUFACTURERS CHANGE STANDARD OFFERINGS FREQUENTLY, AND IT IS POSSIBLE THAT A STANDARD PRODUCT CAN BECOME UNAVAILABLE. VERSTEEL CANNOT BE RESPONSIBLE FOR ANY INCONVENIENCE THIS MAY CAUSE.

Custom PVC Color Match

Call for quotation / one time charge per color, per order

Specify code *OCF* (Custom PVC Color Match), add cost from Versteel quotation

PVC Color Match can be the selection of a color that is available from a Versteel supplier or a new custom color developed for the order. Minimum footage requirements mean that the amount of material needed for your order will effect the cost.

For PVC Color Matching you must supply a color reference sample. Versteel will review the sample for possible existing colors available and send a sample for customer approval. If no color match exists, a custom match will be developed and sampled for customer approval before a production schedule is established.

NOTE CUSTOM COLOR MATCHING APPROVALS MAY AFFECT STANDARD PRODUCTION SCHEDULES

Stain Finish Match

\$996 / one time charge per finish, per order

Specify code *OSM* (Stain Finish Match), add \$996.00 list per finish, per order

Alternative Stain Finishes are available for veneer and wood edged tops.

For Stain Finish Matching you must supply two 4" x 4" finish color and grain reference samples. An expertly finish matched sample will be provided for customer approval.

NOTE CUSTOM COLOR MATCHING APPROVALS MAY AFFECT STANDARD PRODUCTION SCHEDULES

Veneer or Wood Edge Alternatives

For veneer or wood edge requirements other than our standard plain sliced Ash, Cherry, Maple or Walnut, contact Versteel Customer Service with the specifications of the materials you would like to specify.

NOTE VENEER OR WOOD EDGE ALTERNATIVES APPROVAL MAY AFFECT STANDARD PRODUCTION SCHEDULES

Wood Finish Alternatives

Versteel finish has a natural grain fill level finish appearance, contact Versteel Customer Service for alternative fill levels. Coarse grain will require additional application steps for a full-fill grain appearance and will require a quote.

NOTE WOOD FINISH ALTERNATIVE APPROVAL MAY AFFECT STANDARD PRODUCTION SCHEDULES

Table Top Alternatives

Table tops can be produced in alternative top material if desired. Contact Versteel Customer Service for pricing and availability.

Alternate Core Construction

Alternate core constructions are available, including medium density fiberboard (MDF), honeycomb cores and cores that contain no urea formaldehyde. Contact Versteel Customer Service for pricing and availability

A la Carte Connector

When your configuration requires an additional connector it can be ordered by specifying model number [OHAC19CTR](#)

[OHAC19CTR](#) \$113

Versteel recommends either the Garcia or Mini-Tap for the freestanding OH! units. Other under mount units may be specified. Contact Versteel Customer Service with questions.

The recommended location of the under mount power unit is on the lower right side as seated. Refer to diagram below. Electrical unit is shipped uninstalled and may be placed in alternate locations.



Electrical location

Garcia

Low-profile, low-voltage Garcia mounts under the seat providing power for tablets, cell phones and more.



SPECIFICATIONS (per unit)

- Two (2), 2.1 Amp USB ports
- LED charging indicator lights
- 72" power supply cored with a barrel connector

Model	Description	
GRC-IP2U	Two (2) USB Ports	\$ 411 list

Unit Color

BB	Black with Black Mounting Bracket	n/c
WW	White with White Mounting Bracket	n/c

Model Example: GRC-IP2U-BB

Mini-Tap (per unit)

Mini-Tap provides 2 outlets that can be mounted, with key slots, so as to put power near the edge of the seat. Mini-Tap is black.



SPECIFICATIONS

- Two (2) Simplexes
- Available with spill-proof Simplexes

Model	Description	
MTP-IP2X	Two (2) power	\$ 149 list
MTP-IP2U	One (1) power and one (1) dual port USB charger	\$ 383 list

Cord Length

72	72" cord length, black	n/c
120	120" cord length, black	\$ 21 list

Model Example: MTP-IP2X-72

Utilizing the Twine corded system up to six (6) power accessories can be sequenced with one infeed cord. Refer to diagrams and ordering information below.

NOTE: Additional configurations are available. Contact Versteel Customer Service with questions.

SPECIFICATIONS

- Finish: Black plastic
- Power & USB
- Up to 8 power outlets with multiple USB ports
- 6' power infeed cord



Above diagram shows the recommended location of sequenced under mount power units. Electrical units are shipped uninstalled and may be placed in alternate locations.

Garcia (USB only)

Model	Description	
OHGA51	Two (2) USB ports (per unit)	\$ 676 list

SPECIFICATIONS (per unit)

- Two (2) USB ports
- LED charging indicator lights

Unit Color

BB	Black with Black Mounting Bracket	n/c
WW	White with White Mounting Bracket	n/c

Model Example: **OHGA51-WW**

Mini-Tap (power or power/USB)

Model	Description	
OHMTTP51	Two (2) power (per unit)	\$ 523 list
OHMTPU51	One (1) power and one (1) dual port USB charger (per unit)	\$ 976 list

SPECIFICATIONS (per unit)

- Two (2), simplexes
- Available with spill-proof Simplexes

Model Example: **OHMTPU51**



Above diagram shows the recommended location of sequenced under mount power units. Electrical units are shipped uninstalled and may be placed in alternate locations.

Garcia (USB only)

Model	Description	
OHGA78	Two (2) USB ports (per unit)	\$ 908 list

SPECIFICATIONS (per unit)

- Two (2) USB ports
- LED charging indicator lights

Unit Color

BB	Black with Black Mounting Bracket	n/c
WW	White with White Mounting Bracket	n/c

Model Example: **OHGA78-BB**

Mini-Tap (power or power/USB)

Model	Description	
OHMTTP78	Two (2) power (per unit)	\$ 535 list
OHMTPU78	One (1) power and one (1) dual port USB charger (per unit)	\$ 992 list

SPECIFICATIONS (per unit)

- Two (2), simplexes
- Available with spill-proof Simplexes

Model Example: **OHMTPU78**



Above diagram shows the recommended location of sequenced under mount power units. Electrical units are shipped uninstalled and may be placed in alternate locations.

Garcia (USB only)

Model	Description	
OHGA105	Two (2) USB ports (per unit)	\$ 948 list

- SPECIFICATIONS (per unit)
- Two (2), 2.1 Amp USB ports
 - LED charging indicator lights

Unit Color

BB	Black with Black Mounting Bracket	n/c
WW	White with White Mounting Bracket	n/c

Model Example: OHGA105-BB

Mini-Tap (power or power/USB)

Model	Description	
OHMTPI105	Two (2) power (per unit)	\$ 578 list
OHMTPI105	One (1) power and one (1) dual port USB charger (per unit)	\$1032 list

- SPECIFICATIONS (per unit)
- Two (2), simplexes
 - Available with spill-proof Simplexes

Model Example: OHMTPI105






Questions?

800 876 2120

QS Quickship Program Product

material / fabric grade >




						2/COM	3	4	5	6
Description	Model#	Product Wt	Dimensions							
 Single Seat Seat: Upholstered	OH24	QS 17	Overall Height: 18" Overall Width: 24" Overall Depth: 24"	Seat Height: 18" Seat Width: 24" Seat Depth: 24"		957	1044	1128	1213	1298
 Two Seats Seat: Upholstered	OH2451	QS 34	Overall Height: 18" Overall Width: 51" Overall Depth: 24"	Seat Height: 18" Seat Width: 24" Seat Depth: 24"		1850	2062	2275	2488	2700
 Three Seats Seat: Upholstered	OH2478	QS 50	Overall Height: 18" Overall Width: 78" Overall Depth: 24"	Seat Height: 18" Seat Width: 24" Seat Depth: 24"		2596	2810	3024	3236	3449

COM Yardage
Refer to page 233.

To Order, Specify...

- 1 Model Number
- 2 Frame Color
- 3 Upholstery Selection
- 4 Additional Options



				material / fabric grade >		2/COM	3	4	5	6
Description	Model#	Product Wt	Dimensions							
 Single Seat Seat: Upholstered	OH24B	24	Overall Height: 33" Overall Width: 24" Overall Depth: 27"	Seat Height: 18" Seat Width: 24" Seat Depth: 24"		1637	1810	1980	2150	2320
 Two Seats Seat: Upholstered	OH2451B	48	Overall Height: 33" Overall Width: 51" Overall Depth: 27"	Seat Height: 18" Seat Width: 24" Seat Depth: 24"		3211	3596	3980	4362	4746
 Three Seats Seat: Upholstered	OH2478B	71	Overall Height: 33" Overall Width: 78" Overall Depth: 27"	Seat Height: 18" Seat Width: 24" Seat Depth: 24"		4641	5110	5578	6047	6515

COM Yardage
Refer to page 233.

Finish Options

Powder Coat - Standard	n/c
Powder Coat - Premium	\$ 165
Polished Aluminum	n/c

Seat Options

Seat Accent Fabric	Code SAF	Price \$ 372
--------------------------	----------	--------------

Custom Charges

Powder Coat Alternative (per color)	Code OPA	Price call
---	----------	------------

Power + Data Options


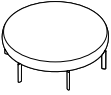
Please reference the Power Options section



Questions?

800 876 2120

material / fabric grade >

	Description	Model#	Product Wt	Dimensions		2/COM	3	4	5	6
	Ottoman 5 Legs Upholstered	OH360	32	Overall Height: 18" Overall Width: 36" Overall Depth: 36"	Seat Height: 18"	1700	1872	2043	2213	2384
	Two Seats 6 Legs Upholstered	OH480	51	Overall Height: 18" Overall Width: 48" Overall Depth: 48"	Seat Height: 18"	2428	2685	2938	3194	3450

COM Yardage
Refer to page 233.

To Order, Specify...

- ① Model Number
- ② Frame Color
- ③ Upholstery Selection
- ④ Additional Options

Finish Options

	Price
Powder Coat - Standard	n/c
Powder Coat - Premium.....	\$ 165
Polished Aluminum.....	n/c

Seat Options

	Code	Price
Seat Accent Fabric	SAF	\$ 372

Custom Charges

	Code	Price
Powder Coat Alternative (per color)	OPA	call

Power + Data Options




Please reference the Power Options section





Questions?

800 876 2120

top >
edge >

Laminate PVC	Veneer Wood	Corian Square
Flat 	Flat 	
LP7R	VW7R	CS7R

edge ordering code (radius corner) >

	Description	Model#	Product Wt	Dimensions	top thickness	1"	1"	1"
	Round Table	OH24RD	17	Overall Height: 12" Overall Width: 24" Overall Depth: 24"		804	2265	1532
	Pull Up Table	OH14RDLT	24	Overall Height: 25½" Overall Width: 14" Overall Depth: 14"		579	1912	1157

To Order, Specify...

- 1 Model Number
- 2 Frame Color
- 3 Top Material
- 4 Top Color
- 5 Edge Detail
- 6 Additional Options

Finish Options	Price
Powder Coat - Standard	n/c
Powder Coat - Premium.....	\$ 165
Polished Aluminum.....	n/c
<i>Not Available on Pull Up Table</i>	
Chrome	\$ 227
<i>Not Available on Round Table</i>	

Top Options	Code	Price
Special Laminate.....	TSP	call

Power + Data Options
Please reference the Power Options section

Custom Charges	Code	Price
Powder Coat Alternative (per color)	OPA	call
Custom PVC Color Match	OCP	call
Stain Finish Match (per finish).....	OSM	\$ 996


Questions?

800 876 2120

Quickship Program Product

material / fabric grade >

	Description	Model#	Product Wt	Dimensions		2/COM	3	4	5	6
	End Seat, Right Seat: Upholstered	OH24ER	QS 16	Overall Height: 18" Overall Width: 24" Overall Depth: 24"	Seat Height: 18" Seat Width: 24" Seat Depth: 24"	889	974	1058	1143	1230
	End Seat, Left Seat: Upholstered	OH24EL	QS 16	Overall Height: 18" Overall Width: 51" Overall Depth: 24"	Seat Height: 18" Seat Width: 24" Seat Depth: 24"	889	974	1058	1143	1230
	Linking Seat Connector Right Seat: Upholstered	OH24LR	QS 17	Overall Height: 18" Overall Width: 78" Overall Depth: 24"	Seat Height: 18" Seat Width: 24" Seat Depth: 24"	894	978	1063	1150	1235
	Linking Seat Connector Left Seat: Upholstered	OH24LL	QS 17	Overall Height: 18" Overall Width: 78" Overall Depth: 24"	Seat Height: 18" Seat Width: 24" Seat Depth: 24"	894	978	1063	1150	1235
	Linking Seat Two Connectors Seat: Upholstered	OH24LD	QS 19	Overall Height: 18" Overall Width: 78" Overall Depth: 24"	Seat Height: 18" Seat Width: 24" Seat Depth: 24"	965	1049	1134	1220	1306


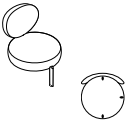



COM Yardage

Refer to page 233.

To Order, Specify...

- 1 Model Number
- 2 Frame Color
- 3 Upholstery Selection
- 4 Additional Options



				material / fabric grade >		2/COM	3	4	5	6
Description	Model#	Product Wt	Dimensions							
 End Seat, Right Seat: Upholstered Back: Upholstered	OH24ERB	23	Overall Height: 33" Overall Width: 24" Overall Depth: 27"	Seat Height: 18" Seat Width: 24" Seat Depth: 24"		1569	1740	1911	2080	2251
 End Seat, Left Seat: Upholstered Back: Upholstered	OH24ELB	23	Overall Height: 33" Overall Width: 24" Overall Depth: 27"	Seat Height: 18" Seat Width: 24" Seat Depth: 24"		1569	1740	1911	2080	2251
 Linking Seat Connector Right Seat: Upholstered Back: Upholstered	OH24LRB	24	Overall Height: 33" Overall Width: 24" Overall Depth: 27"	Seat Height: 18" Seat Width: 24" Seat Depth: 24"		1576	1745	1917	2087	2256
 Linking Seat Connector Left Seat: Upholstered Back: Upholstered	OH24LLB	24	Overall Height: 33" Overall Width: 24" Overall Depth: 27"	Seat Height: 18" Seat Width: 24" Seat Depth: 24"		1576	1745	1917	2087	2256
 Linking Seat Two Connectors Seat: Upholstered Back: Upholstered	OH24LDB	26	Overall Height: 33" Overall Width: 24" Overall Depth: 27"	Seat Height: 18" Seat Width: 24" Seat Depth: 24"		1646	1816	1987	2157	2328

COM Yardage
Refer to page 233.

Finish Options

Powder Coat - Standard	n/c
Powder Coat - Premium	\$ 165
Polished Aluminum	n/c

Seat Options

Seat Accent Fabric	Code SAF	Price \$ 372
--------------------------	----------	--------------

Custom Charges

Powder Coat Alternative (per color)	Code OPA	Price call
---	----------	------------

Power + Data Options




Please reference the Power Options section



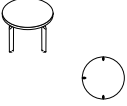
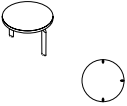
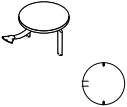
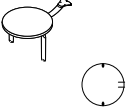
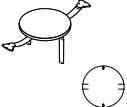
Questions?

800 876 2120

top >
edge >




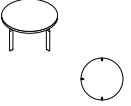
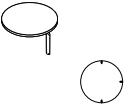
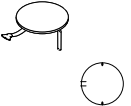
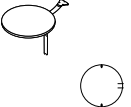
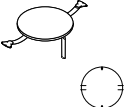
Laminate PVC	Veneer Wood	Corian Square
Flat 	Flat 	
LP7R	VW7R	CS7R

edge ordering code (radius corner) >

	Description	Model#	Product Wt	Dimensions	top thickness	1"	1"	1"
	Round Table End, Right	OH18RDER	13	Overall Height: 12" Overall Width: 18" Overall Depth: 18"	701	2130	1373	
	Round Table End, Left	OH18RDEL	13	Overall Height: 12" Overall Width: 18" Overall Depth: 18"	701	2130	1373	
	Round Table Linking Connector Right	OH18RDLR	12	Overall Height: 12" Overall Width: 18" Overall Depth: 18"	688	2119	1360	
	Round Table Linking Connector Left	OH18RDLL	12	Overall Height: 12" Overall Width: 18" Overall Depth: 18"	688	2119	1360	
	Round Table Linking Two Connectors	OH18RDLD	14	Overall Height: 12" Overall Width: 18" Overall Depth: 18"	792	2224	1465	

To Order, Specify...

- 1 Model Number
- 2 Frame Color
- 3 Top Material
- 4 Top Color
- 5 Edge Detail
- 6 Additional Options

					top > edge >	Laminate PVC	Veneer Wood	Corian Square	
					edge ordering code (radius corner) >	Flat  LP7R	Flat  VW7R	Flat  CS7R	
		Description	Model#	Product Wt	Dimensions	top thickness	1"	1"	1"
		Round Table End, Right	OH24RDER	19	Overall Height: 12" Overall Width: 24" Overall Depth: 24"	728	2189	1459	
		Round Table End, Left	OH24RDEL	19	Overall Height: 12" Overall Width: 24" Overall Depth: 24"	728	2189	1459	
		Round Table Linking Connector Right	OH24RDLR	17	Overall Height: 12" Overall Width: 24" Overall Depth: 24"	715	2176	1446	
		Round Table Linking Connector Left	OH24RDLL	17	Overall Height: 12" Overall Width: 24" Overall Depth: 24"	715	2176	1446	
		Round Table Linking Two Connectors	OH24RDLD	20	Overall Height: 12" Overall Width: 24" Overall Depth: 24"	821	2282	1552	

Finish Options	Price
Powder Coat - Standard	n/c
Powder Coat - Premium	\$ 165
Polished Aluminum	n/c

Top Options	Code	Price
Special Laminate	TSP	call

Power + Data Options
Please reference the Power Options section




Custom Charges	Code	Price
Powder Coat Alternative (per color)	OPA	call
Custom PVC Color Match	OCB	call
Stain Finish Match (per finish)	OSM	\$ 996



Questions?

800 876 2120




material / fabric grade >

					2/COM	3	4	5	6
Description	Model#	Product Wt	Dimensions						
  	Privacy Screen Tackable	OHSD34T	45 Overall Height: 62%* Overall Width: 33%* Panel Thickness: 2"		2905	3252	3596	3940	4284
	Privacy Screen Tackable	OHSD44T	74 Overall Height: 66%* Overall Width: 43%* Panel Thickness: 2"		3088	3531	3973	4285	4728
	Privacy Screen Tackable	OHSD2065T	53 Overall Height: 70%* Overall Width: 19%* Panel Thickness: 2"		3011	3454	3898	4340	4784

To Order, Specify...

- ① Model Number
- ② Frame Color
- ③ Upholstery Selection
- ④ Additional Options



					material / fabric grade >				
					2/COM	3	4	5	6
Description	Model#	Product Wt	Dimensions						
  	Privacy Screen Acoustic	OHSD34A	36 Overall Height: 62 3/4" Overall Width: 33 3/4" Panel Thickness: 2"		3512	3857	4200	4544	4891
	Privacy Screen Acoustic	OHSD44A	60 Overall Height: 66 3/4" Overall Width: 43 3/4" Panel Thickness: 2"		3694	4138	4582	5023	5467
	Privacy Screen Acoustic	OHSD2065A	41 Overall Height: 70 3/4" Overall Width: 19 3/4" Panel Thickness: 2"		3618	4061	4505	4948	5392

Finish Options	Price
Powder Coat, Standard	n/c
Powder Coat, Premium	\$ 165
Platinum Powder Coat	488

Custom Charges	Code	Price
Powder Coat Alternative (per color)	OPA	call


Specifications

Round or square Ollie's are 16½" tall and can be specified with an upholstered or wood lid. The outside dimension is 15" with a 1" radius on the square stools.

Features

Ollie can be ordered with or without casters and with either a hinged or fixed lid. An optional file rod is available on the square models. The round Ollie has three different designs available for the wood top while the square Ollie offers four designs.

Shipping Schedule

Upholstered Items 4-5 WEEKS

Contact Versteel Customer Service for special lead time requests.

NOTE ORDERS WITH COM UPHOLSTERY WILL BE SCHEDULED UPON RECEIPT OF COM UPHOLSTERY YARDAGE


BIFMA

All Versteel products are constructed to pass the relevant ANSI/BIFMA standards. For more detailed specifications by series and base style, contact Versteel Customer Service at 800.876.2120.

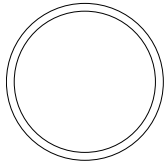
Additional information regarding warranty, terms and conditions, shipping, care and maintenance, etc. can be found in the All Seating price list.

Ollie Stool
Round

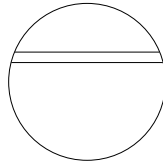
Stool Dimensions
 Overall height: 16½"
 Outer dimension: 15" diameter
 Inner opening: 14¼" diameter, 12½" high
 Actual weight: 25 lbs.
 Suggested for use with 29" table height


Wood Lids*
Round

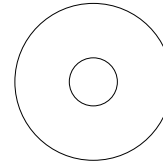
Dimensions
 Overall Recess
 Lid Overall: 15¼" diameter
 Lid Depth: 1½"
 Recess: 14¼" diameter/centered
 Recess Depth: ¼"



Electronic Device Slot
 Lid Overall: 15¼" diameter
 Lid Depth: 1½"
 Slot Depth: ¾"
 Slot Width: 1½"
 Slot Length: 14½"
 Slot Offset: 2¼" from center



Round Recess
 Lid Overall: 15¼" diameter
 Lid Depth: 1½"
 Recess Diameter: 4"
 Recess Depth: ¼"
 Recess Offset: 0" centered




*Due to the inherent characteristics of wood, considerable variations in wood grain and color may be visible.

Key Description

- ① hinged upholstered seat/lid, molded 7-ply with ½" thick, 2 lb. density foam
- ② upholstered base, 15" o.d. ¾" fiberboard tube
- ③ upholstered base, 15" square ¾" fiberboard tube
- ④ dual wheel caster, black nylon
- ⑤ lined storage interior with hinged seat/lid for access

**Ollie Stool
Square**

Stool Dimensions
 Overall height: 16½"
 Outer dimension: 15" square (w/1" radius corners)
 Inner opening: 14¼" square, 12½" high
 Actual weight: 25 lbs.
 Suggested for use with 29" table height



**Wood Lids*
Square**

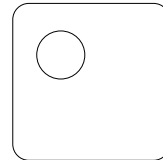
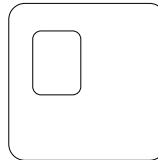
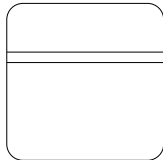

Dimensions

Overall Recess
 Lid Overall: 15 ⅛" square
 Lid Depth: 1 ⅛"
 Recess: 13 ⅞" square/centered
 Recess Depth: ¼"

Electronic Device Slot
 Lid Overall: 15 ⅛" square
 Lid Depth: 1 ⅛"
 Slot Depth: ⅝"
 Slot Width: ⅞"
 Slot Length: 15 ⅞"
 Slot Inset: 4 ⅝" from edge

Rectangle Recess
 Lid Overall: 15 ⅛" square
 Lid Depth: 1 ⅛"
 Recess Width: 4 ¼"
 Recess Length: 6 ½"
 Recess Depth: ¼"
 Recess Inset: 1 ½" from edge

Round Recess
 Lid Overall: 15 ⅛" square
 Lid Depth: 1 ⅛"
 Recess Diameter: 4"
 Recess Depth: ¼"
 Recess Inset: 2" from edge



*Due to the inherent characteristics of wood, considerable variations in wood grain and color may be visible.

Standard Versteel Upholstery

Standard Versteel Upholstery offers a range of materials, from fabrics in a variety of colors and textures to vinyls for soil resistance. Please refer to Versteel's fabric cards or the "Materials + Finishes" section of our website for information.

Grade-in Upholstery

Versteel has coordinated with upholstery manufacturers to simplify your order process. Many of the manufacturers' offerings have been pre-approved for application on Versteel Seating.

Contact Versteel Customer Service with your selected fabric choice to be graded in. You will be supplied with the appropriate grade-in designator. On your purchase order, complete the information with the pattern name, color description and grade-in designator, and Versteel will take it from there.

Customer's Own Material

Customer's Own Materials (COM's) are not an issue on Ollie. Many COM's are pre-approved for application on Versteel Seating. Call Versteel Customer Service with your COM selection to determine if it has been pre-approved. If your selection has not been pre-approved, reference the "Receiving COM Approval" section below.

Receiving COM Approval

Not all materials are suitable for upholstery on Ollie. A 12" x 12" memo sample must be supplied for approval before a COM material is accepted for an order. If the material is directional in pattern or weave, the pattern repeat (in inches) in both directions or the weave direction must be supplied.

Excess COM

Versteel will not store excess COM for more than 30 days after the order has been completed. If excess material is to be returned after order completion, send the request to Versteel Customer Service prior to acknowledged ship date. It is the customer's responsibility to arrange for the return of the material "freight collect."

COM Requiring Application Test

If an application test is required for your selected COM, send test sample material along with the following.

1. Name and return address
2. Model selected
3. Sketch showing special requirements for the positioning of the materials' pattern on the seat and ledge, if special considerations are required.

NOTE ALL UPHOLSTERIES ARE CUT UP THE ROLL TO MAXIMIZE YIELD AND WEAR PERFORMANCE

Ship COM to:

Versteel
 2332 Cathy Lane
 Jasper, IN 47546

COM must be shipped to the factory with transportation costs "prepaid." If material is considered defective or unusable, it will be returned "transportation collect."

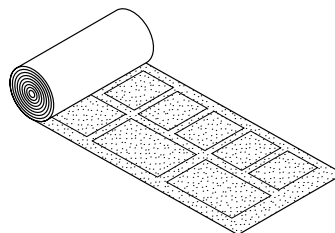
For standard lead time orders, tag fabric with purchase order number and identify with project number if possible.

Application of Directional Fabrics

Due to the upholstering process, some fabrics not considered directional by the supplier may be considered directional by Versteel.

All COM's are cut "up the roll" unless otherwise directed by the customer (see illustration below).

EXAMPLE PATTERN CUT UP THE ROLL



If special cutting or upholstery application is required, you must indicate requirement at time of order entry.

Ollie COM Yardage Requirements

COM yardage requirements are calculated for chairs and stools based on a material width of 54" and a repeat of 2" or less. For material less than 54" wide, contact Versteel for yardage requirements. Use the chart below as a guide to calculate your COM yardage. For quantities greater than 20 Ollies, contact Versteel Customer Service for calculation of COM yardage by model.

Quantity of Ollies	1	2	3	4	5	6	7	8	9	10	11	12	13	14	15	16	17	18	19	20
Ollie Round (fully upholstered)																				
Lid & Bottom (same fabric)	1.3	3.0	3.8	5.0	5.0	6.3	7.0	8.3	8.5	10.0	10.5	12.0	13.0	14.0	14.5	15.0	16.0	17.5	18.0	19.0
Lid (Fabric 01)	0.8	1.3	1.5	2.5	3.0	3.0	3.5	4.5	5.0	5.0	5.0	6.0	6.5	7.0	7.0	8.0	8.0	9.5	9.5	9.5
Bottom (Fabric 02)	1.0	1.5	1.5	2.5	2.5	3.0	3.0	4.0	4.5	4.5	5.0	5.0	6.0	6.0	6.5	6.5	7.5	8.0	8.0	8.5
Upholstered Back Only	1.3	1.8	2.5	3.0	4.0	4.5	5.0	5.8	6.3	6.8	8.0	8.5	9.0	9.5	10.5	11.3	11.8	12.3	13.0	14.0

Patterned COM Additional Yardage Guide

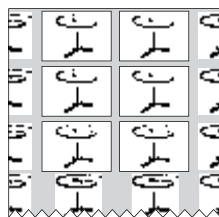
Use the guide below to aid in ordering the appropriate COM fabric when needing to match a pattern with a repeat. To use this guide, add the vertical and horizontal repeats together (e.g. a 5" vertical repeat plus an 11" horizontal repeat gives a 16" total). Then find the appropriate entry on the chart, and increase the yardage estimate by the percentage indicated.

For example: The yardage estimate is 8 yards of 54" wide fabric and the pattern has a repeat of 11" horizontal and 5" vertical. Add up the repeats (11" + 5" = 16") and find the appropriate entry - 15% in this example. Fifteen percent more fabric is required to match the pattern. 8 yards plus an extra 15% is 9.2 yards.

Fabric Width	Plain Fabric	3" - 14" Repeat	15" - 19" Repeat	20" - 27" Repeat	28" - 36" Repeat	37" - 45" Repeat	46" - 54" Repeat
54"	0%	10%	15%	20%	25%	30%	35%
50" - 52"	10%	20%	25%	30%	35%	40%	45%

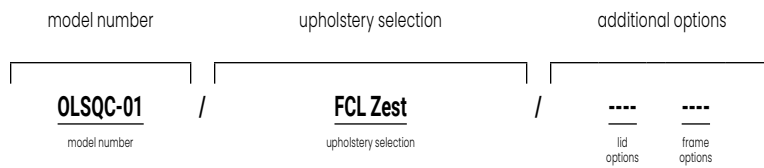
Decorative Patterns

Yardage requirements are greatly affected by the size of the repeat and the print or pattern of the material. Versteel cuts all seating patterns with aesthetic concerns in mind for high quality and consistency. Refer to the COM listing for the yardage required for pattern repeat.




To Order, Specify...

- 1 Model Number
- 2 Upholstery Selection
- 3 Lid Options
- 4 Base Options



An **OLSQC-01** is an Ollie series, square stool with casters and an upholstered lid and base.

The code **FCL Zest** specify grade 2 Cover Cloth Zest upholstery.

Model Number OH2451B

Orders may be sent via

Mailing Address
 Versteel
 2332 Cathy Lane
 Jasper, IN 47546

Contact Versteel

Email contact@versteel.com
Phone 800 876 2120
 812 634 2120

Lid Options

A wood lid option can be specified on both the round or square Ollie. There are three options available for the round and four for the square. Please see pages 232 and 233 for additional information. Specify the appropriate ordering and finish codes listed below and add the applicable upcharge.

- Wood lid w/Overall Recess SLW01___ \$422
- Wood lid w/Electronic Device Slot. SLW01___ \$422
- Wood Lid w/Rectangle Recess. SLW03___ \$422
(for Ollie Square Stool Only)
- Wood Lid w/Round Recess SLW04___ \$422

Wood Lid Finish Codes

- Clear Matte on Maple MCL2
- Clear Gloss on Maple MCL3
- Clear Matte on Cherry CCL2
- Clear Gloss on Cherry CCL3
- Clear Matte on Walnut. WCL2
- Clear Gloss on Walnut. WCL3

Hanging File Rods - Ollie

\$107 /stool

Specify code **BFR** (Dual Hanging File Rods), add \$107 list per stool



Dual hanging file rods can be specified inside the square Ollie only. Finish is Ebony powder coat. Rods are not adjustable. Rods allow for 13½" of filing space.

NOTE HANGING FILES ARE NOT INCLUDED





NOTE NOT AVAILABLE ON ROUND OLLIES

Ollie
 Stool
 Round

VERSTEEL
Questions?

800 876 2120

material / fabric grade >

	Description	Model#	Product Wt	Dimensions	2/COM	3	4	5	6
	Round Base With Casters Hinged Lid: Upholstered Base: Upholstered	OLRDC-01	25	Overall Height: 16½" Overall Width: 15" Overall Depth: 15"	657	759	861	961	1057
	Round Base With Glides Hinged Lid: Upholstered Base: Upholstered	OLRDG-01	25	Overall Height: 16½" Overall Width: 15" Overall Depth: 15"	657	759	861	961	1057
	Round Base With Casters Fixed Lid: Upholstered Base: Upholstered	OLRDC-01F	23	Overall Height: 16½" Overall Width: 15" Overall Depth: 15"	567	670	770	872	967
	Round Base With Glides Fixed Lid: Upholstered Base: Upholstered	OLRDG-01F	23	Overall Height: 16½" Overall Width: 15" Overall Depth: 15"	567	670	770	872	967

Ollie can be ordered with one fabric specified for the lid and another fabric specified for the bottom. When doing so use the higher grade fabric price.





COM Yardage

Refer to page 263.

To Order, Specify...

- ① Model Number
- ② Upholstery Selection



					material / fabric grade >				
					2/COM	3	4	5	6
	Description	Model#	Product Wt	Dimensions					
	Square Base With Casters Hinged Lid: Upholstered Base: Upholstered	OLSQC-01	25	Overall Height: 16½" Overall Width: 15" Overall Depth: 15"	657	759	861	961	1057
	Square Base With Glides Hinged Lid: Upholstered Base: Upholstered	OLSQG-01	25	Overall Height: 16½" Overall Width: 15" Overall Depth: 15"	657	759	861	961	1057
	Square Base With Casters Fixed Lid: Upholstered Base: Upholstered	OLSQC-01F	23	Overall Height: 16½" Overall Width: 15" Overall Depth: 15"	567	670	770	872	967
	Square Base With Glides Fixed Lid: Upholstered Base: Upholstered	OLSQG-01F	23	Overall Height: 16½" Overall Width: 15" Overall Depth: 15"	567	670	770	872	967

Ollie can be ordered with one fabric specified for the lid and another fabric specified for the bottom. When doing so use the higher grade fabric price.

COM Yardage
Refer to page 263.

Lid Options

	Price
Wood Lid with Overall Recess SLW01___	\$ 405
Wood Lid with Electronic Device Slot .. SLW02___	\$ 405
Wood Lid with Rectangle Recess SLW03___	\$ 405
(for Ollie Square Stool only)	
Wood Lid with Round Recess SLW04___	\$ 405

Wood Lid Options Requires a Finish Code

Clear Matte on Maple	MCL2
Clear Gloss on Maple	MCL3
Clear Matte on Cherry	CCL2
Clear Gloss on Cherry	CCL3
Clear Matte on Walnut	WCL2
Clear Gloss on Walnut	WCL3

Base Options

	Code	Price
Dual Hanging File Rods, Black	BFR	\$ 107
(for Ollie Square Stool only)		
13½" of available filing space (not adjustable)		

**Specifications**

Quanta is available with three base styles, 4-leg, swivel, and apex. All chairs and stools with the exception of those with an apex base are available with or without arms. 4-leg chairs can be specified with a tablet arm. Seat and back are produced using molded plywood with quarter cut Ash face.

Features

Quanta is manufactured with a rubber suspension to allow for movement. Its unique support system allows the user to move independently of the frame, allowing the seat and back to move and flow with the individual. Glides are clear polycarbonate. Casters are dual wheel two-tone nylon soft wheel. The leg design creates a wall saver for the 4-leg chairs and stools. The 4-leg chairs can be stacked on the floor or the Quanta Chair Trolley. See below for stacking information.

Stacking Information**Floor**

Guest Chair (with or w/o casters). 4 (non-uph seats only)

Trolley

Guest Chair (with or w/o casters). 5 (non-uph seats only)

Shipping Schedule

All Seating

4-5 WEEKS

Contact Versteel Customer Service for special lead time requests.

NOTE CHAIR ORDERS WITH COM UPHOLSTERY WILL BE SCHEDULED UPON RECEIPT OF COM UPHOLSTERY YARDAGE

BIFMA

All Versteel products are constructed to pass the relevant ANSI/BIFMA standards. For more detailed specifications by series and base style, contact Versteel Customer Service at 800.876.2120.

Additional information regarding warranty, terms and conditions, shipping, care and maintenance, etc. can be found in the All Seating price list.

Standard Versteel Upholstery

Standard Versteel Upholstery offers a range of materials, from fabrics in a variety of colors and textures to vinyls for soil resistance. Please refer to Versteel's fabric cards or the "Materials + Finishes" section of our website for information.

Grade-in Upholstery

Versteel has coordinated with upholstery manufacturers to simplify your order process. Many of the manufacturers' offerings have been pre-approved for application on Versteel Seating.

Contact Versteel Customer Service with your selected fabric choice to be graded in. You will be supplied with the appropriate grade-in designator. On your purchase order, complete the information with the pattern name, color description and grade-in designator, and Versteel will take it from there.

Customer's Own Material

Customer's Own Materials (COM's) are not an issue on Quanta. Many COM's are pre-approved for application on Versteel Seating. Call Versteel Customer Service with your COM selection to determine if it has been pre-approved. If your selection has not been pre-approved, reference the "Receiving COM Approval" section below.

Receiving COM Approval

Not all materials are suitable for upholstery on Quanta. A 12" x 12" memo sample must be supplied for approval before a COM material is accepted for an order. If the material is directional in pattern or weave, the pattern repeat (in inches) in both directions or the weave direction must be supplied.

Excess COM

Versteel will not store excess COM for more than 30 days after the order has been completed. If excess material is to be returned after order completion, send the request to Versteel Customer Service prior to acknowledged ship date. It is the customer's responsibility to arrange for the return of the material "freight collect."

COM Requiring Application Test

If an application test is required for your selected COM, send test sample material along with the following.

1. Name and return address
2. Model selected
3. Sketch showing special requirements for the positioning of the materials' pattern on the seat and ledge, if special considerations are required.

NOTE ALL UPHOLSTERIES ARE CUT UP THE ROLL TO MAXIMIZE YIELD AND WEAR PERFORMANCE

Ship COM to:

Versteel
 2332 Cathy Lane
 Jasper, IN 47546

COM must be shipped to the factory with transportation costs "prepaid." If material is considered defective or unusable, it will be returned "transportation collect."

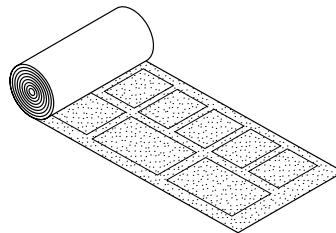
For standard lead time orders, tag fabric with purchase order number and identify with project number if possible.

Application of Directional Fabrics

Due to the upholstering process, some fabrics not considered directional by the supplier may be considered directional by Versteel.

All COM's are cut "up the roll" unless otherwise directed by the customer (see illustration below).

EXAMPLE PATTERN CUT UP THE ROLL



If special cutting or upholstery application is required, you must indicate requirement at time of order entry.

Quanta COM Yardage Requirements

COM yardage requirements are calculated for chairs and stools based on a material width of 54" and a repeat of 2" or less. For material less than 54" wide, contact Versteel for yardage requirements. Use the chart below as a guide to calculate your COM yardage. For quantities greater than 20 chairs or stools, contact Versteel Customer Service for calculation of COM yardage by model.

Quantity of Chairs	1	2	3	4	5	6	7	8	9	10	11	12	13	14	15	16	17	18	19	20
Quanta																				
Upholstered Seat Only	1.0	1.5	1.5	2.0	2.5	2.5	3.5	3.5	4.0	4.0	4.5	4.5	5.0	5.5	5.5	6.0	6.5	6.5	7.0	7.5
Upholstered Seat & Back	1.5	2.5	3.0	4.0	4.5	5.0	6.0	6.5	6.5	7.0	8.0	8.5	9.0	10.0	11.0	11.5	12.0	13.0	13.5	15.0
Gullwing Uph Seat Only	1.5	2.5	4.0	5.0	6.0	7.0	8.5	9.5	11.0	12.0	14.5	15.5	17.0	18.0	19.5	20.5	21.6	23.0	24.0	26.5
Gullwing Uph Seat & Back	2.0	3.5	4.5	6.0	7.0	8.5	9.5	11.0	12.0	13.0	14.5	15.5	17.0	18.0	20.0	21.5	23.0	24.0	25.0	26.5

Patterned COM Additional Yardage Guide

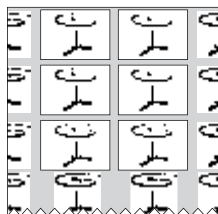
Use the guide below to aid in ordering the appropriate COM fabric when needing to match a pattern with a repeat. To use this guide, add the vertical and horizontal repeats together (e.g. a 5" vertical repeat plus an 11" horizontal repeat gives a 16" total). Then find the appropriate entry on the chart, and increase the yardage estimate by the percentage indicated.

For example: The yardage estimate is 8 yards of 54" wide fabric and the pattern has a repeat of 11" horizontal and 5" vertical. Add up the repeats (11" + 5" = 16") and find the appropriate entry - 15% in this example. Fifteen percent more fabric is required to match the pattern. 8 yards plus an extra 15% is 9.2 yards.

Fabric Width	Plain Fabric	3" - 14" Repeat	15" - 19" Repeat	20" - 27" Repeat	28" - 36" Repeat	37" - 45" Repeat	46" - 54" Repeat
54"	0%	10%	15%	20%	25%	30%	35%
50" - 52"	10%	20%	25%	30%	35%	40%	45%

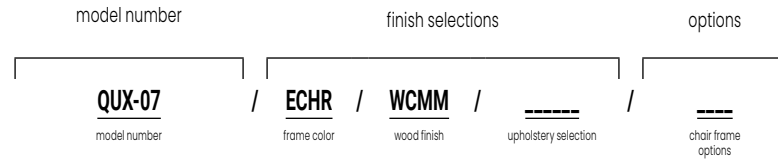
Decorative Patterns

Yardage requirements are greatly affected by the size of the repeat and the print or pattern of the material. Versteel cuts all seating patterns with aesthetic concerns in mind for high quality and consistency. Refer to the COM listing for the yardage required for pattern repeat.



To Order, Specify...

- 1 Model Number
- 2 Frame Color
- 3 Wood Finish
- 4 Upholstery Selection
- 5 Frame Options



A **QUX-07** is a Quanta series, armless apex base chair with a wood seat and back.

The codes **ECHR** / **WCMM** specify a Chrome frame and Caramel Maple wood finish.

Model Number QUX-07

Orders may be sent via
Mailing Address

Versteel
2332 Cathy Lane
Jasper IN 47546

Contact Versteel

Email contact@versteel.com
Phone 800 876 2120
 812 634 2120

Studio Steel®

Versteel’s “urban fabrication” process leaves the telltale signs of welding and assembly on the surface, highlighting a manufacturing aesthetic. Choosing a clear or transparent powder coat is recommended, allowing tonal striations (created as a result of extreme heat), natural textures, and the inherent qualities of raw steel to show through.

Studio Steel Process \$165 per chair

Powder Coat Finishes

All powder coat finishes in the Versteel offering have been formulated with the use of epoxy, polyester or epoxy and polyester blends to maximize the finish durability.

Powder Coat – Standard n/c

Powder Coat – Premium. \$165 per chair

Quanta Powder Coat Colors

Alloy. PALLY	Mint PMNT
Amethyst PAME	Navy PNAV
Anthracite PANT	Nimbus. PNIM
Black Anodized. PBLA	Nutmeg PNUT
Bronze PBRO	◆ Pacific PPAC
Calypso PCAL	Pearl PPEA
Carbon. PCAR	Pebble PPEB
Champagne PCHA	● Platinum PPLA
Coconut PCOC	Poppy. PPOP
◆ Copper. PCOP	◆ Raven. PRAV
Crimson PCRI	Royal PROY
◆ Crystal PCRY	Seaside PSEA
Daffodil. PDAF	Shipyard PSHI
Ebony. PEBO	Silver PSIL
Forest. PFOR	Snow PSNO
Fossil PFOS	Stone PSTO
◆ Garnet PGAR	Storm. PSTM
◆ Gold. PGOL	Terra Cotta PTEC
Graphite PGRA	Whisper PWHI
● Hope PHOP	White Linen PWHL
Kelly Green PKEG	Powder Coat Alternative . OPA
◆ Matte PMAT	
Mica. PMIC	

Transparent Powder Coats (indicated by ◆)

Please note that the transparent characteristics of these powders allow all natural welds and textures inherent to raw steel to be visible.

Premium Powder Coats (indicated by ●)

Versteel’s premium process uses specially formulated powder coats for a truly unique color palette.

Plated

Versteel offers two plated options: Chrome and Nickel. Chrome is our most durable finish available and is a deep luster chrome plated finish. Nickel is a plated finish with a clear coat applied for durability. An upcharge applies for plated finishes. See product pricing pages for upcharge.

Chrome ECHR

Nickel ENKL

Quanta Seats & Backs

Seat and back are a molded multi-ply maple core with quarter-cut reconstituted Ash veneer.

Wood Finish

Versteel uses a post-catalyst varnish NDF topcoat that meets AWI (Architectural Woodwork Institute) TR6 performance standards.

Quanta Wood Finishes

Beach. WBEA	Java Cherry. WJAC
Blossom Cherry WBLC	Millwork Cherry. WMWC
Brighton Walnut WBRW	Natural Walnut. WENW
Caramel Maple WCMM	(European Walnut)
Chestnut. WCHE	Pebble WPEB
Cordovan Cherry WCNC	Seaside WSEA
Drift WDRI	Solar Maple WSLM
Espresso Walnut. WESW	Sugar Maple WSUM
Fawn WFAW	Terra Cotta WTEC
Fog WFOG	Whisper WWHI
Forest. WFOR	Stain Finish Match. OSM
Golden Cherry WGNC	

Finish Reference & Samples

For finish color reference, please refer to our website. Contact Versteel Customer Service to receive actual color samples for color matches and final color approval.

Powder Coat Alternative**Call for quotation**

Specify code **OPA** (*Powder Coat Alternative*), add cost from Versteel quotation

Powder Coat Alternative is available from Versteel. The entire RAL color reference along with hundreds of other color and finishes are available.

For Powder Coat Alternative matching, you must supply a color reference sample, or an RAL number. Versteel will review the sample for possible existing colors available and send a sample for customer approval. If no color match exists a custom match can be developed. Call Versteel Customer Service for associated upcharges on custom color development.

NOTE CUSTOM COLOR MATCHING APPROVALS MAY AFFECT STANDARD PRODUCTION SCHEDULES

Stain Finish Match**\$996 / one time charge per finish, per order**

Specify code **OSM** (*Stain Finish Match*), add \$996.00 list per finish, per order

Alternative Stain Finishes are available. For Stain Finish Matching you must supply two 4" x 4" finish color and grain reference samples. An expertly finish matched sample will be provided for customer approval.

NOTE CUSTOM COLOR MATCHING APPROVALS MAY AFFECT STANDARD PRODUCTION SCHEDULES

Polyethylene Black Glides**\$23 / 4-leg chair, stool or apex base**

Specify code **GLD19** (Polyethylene Black Glides), add \$23 list per chair, stool or apex.

Glide surface is polyethylene and designed for use on hard surface flooring. See individual product pages for availability and ordering code.

Casters - Non-Locking Dual Wheel Black Nylon Hard Wheel (Set of 4)**\$171 / chair**

Specify code **CAS31** (Casters - Dual Wheel Black Nylon Hard Wheel), add \$171 list per 4-leg chair.

Black non-locking dual wheel, 2" diameter hard wheel casters may be specified on the 4-leg guest chair. Please refer to the individual pricing pages for availability. Caster option must be specified at the time of the order and does not change the chair seat height.

Casters - Non-Locking Dual Wheel Black Nylon Soft Wheel (Set of 4)**\$171 / chair**

Specify code **CAS64** (Casters - Dual Wheel Black Nylon soft Wheel), add \$171 list per 4-leg chair.

Black non-locking dual wheel, 2" diameter soft wheel casters may be specified on the 4-leg guest chair. Please refer to the individual pricing pages for availability. Caster option must be specified at the time of the order and does not change the chair seat height.

Casters - Non-Locking Dual Wheel Two-Tone Nylon Hard Wheel (4)**\$171 / chair**

Specify code **CAS32** (Casters - Dual Wheel Two-Tone Nylon Hard Wheel), add \$171 list per 4-leg chair.

Two-Tone non-locking dual wheel, 2" diameter hard wheel casters may be specified on the 4-leg guest chair. Please refer to the individual pricing pages for availability. Caster option must be specified at the time of the order and does not change the chair seat height.

Casters - Non-Locking Dual Wheel Two-Tone Nylon Soft Wheel (4)**\$171 / chair**

Specify code **CAS47** (Casters - Dual Wheel Black Nylon soft Wheel), add \$171 list per 4-leg chair.

Two-Tone non-locking dual wheel, 2" diameter soft wheel casters may be specified on the 4-leg guest chair. Please refer to the individual pricing pages for availability. Caster option must be specified at the time of the order and does not change the chair seat height.

Chair Trolley - Quanta**\$906 / each**


Specify code **ACTQU** (Chair Trolley - Quanta), add \$906 list each



STACKING INFORMATION - QUANTA QUANTA
NON-UPHOLSTERED GUEST CHAIRS (WITH OR WITHOUT
CASTERS) STACK 5 HIGH ON THE TROLLEY AND STACK 4 HIGH ON THE FLOOR.







Quanta

4-Leg Base Armless + Arms


VERSTEEL
Questions?

800 876 2120

material / fabric grade >

	Description	Model#	Product Wt	Dimensions	2/COM	3	4	5	6	Wood
	4-Leg Base Armless Seat: Upholstered Back: Upholstered	QUL-01	19	Overall Height: 31½" Overall Width: 20¼" Overall Depth: 21½" Seat Height: 18" Seat Width: 17½" Seat Depth: 16"	1158	1237	1313	1391	1469	
	4-Leg Base Armless Seat: Upholstered Back: Wood	QUL-04	19	Overall Height: 31½" Overall Width: 20¼" Overall Depth: 21½" Seat Height: 18" Seat Width: 17½" Seat Depth: 16"	1065	1144	1219	1298	1375	
	4-Leg Base Armless Seat: Wood Back: Wood	QUL-07	19	Overall Height: 31½" Overall Width: 20¼" Overall Depth: 21½" Seat Height: 18" Seat Width: 17½" Seat Depth: 16"						973
	4-Leg Base Arms Seat: Upholstered Back: Upholstered Armcaps: Wood	QULA-03	21	Overall Height: 31½" Overall Width: 24½" Overall Depth: 21½" Seat Height: 18" Seat Width: 17½" Seat Depth: 16" Arm Height: 25½"	1466	1542	1620	1697	1776	
	4-Leg Base Arms Seat: Upholstered Back: Wood Armcaps: Wood	QULA-06	21	Overall Height: 31½" Overall Width: 24½" Overall Depth: 21½" Seat Height: 18" Seat Width: 17½" Seat Depth: 16" Arm Height: 25½"	1373	1451	1529	1607	1684	
	4-Leg Base Arms Seat: Wood Back: Wood Armcaps: Wood	QULA-08	21	Overall Height: 31½" Overall Width: 24½" Overall Depth: 21½" Seat Height: 18" Seat Width: 17½" Seat Depth: 16" Arm Height: 25½"						1279

Stacking

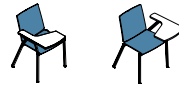
Refer to page 268.







COM Yardage

Refer to page 271.

To Order, Specify...

- ① Model Number
- ② Frame Color
- ③ Wood Finish
- ④ Upholstery Selection
- ⑤ Frame Options



Description	Model#	Product Wt	Dimensions	material / fabric grade >						
				2/COM	3	4	5	6	Wood	
 4-Leg Base Tablet Right Seat: Upholstered Back: Upholstered	QUL-01TBR	27	Overall Height: 31 $\frac{3}{4}$ " Overall Width: 23 $\frac{3}{8}$ " Overall Depth: 29 $\frac{1}{4}$ "	Seat Height: 18" Seat Width: 17 $\frac{1}{2}$ " Seat Depth: 16" Arm Height: 27"	1456	1534	1611	1690	1768	
 4-Leg Base Tablet Right Seat: Upholstered Back: Wood	QUL-04TBR	27	Overall Height: 31 $\frac{3}{4}$ " Overall Width: 23 $\frac{3}{8}$ " Overall Depth: 29 $\frac{1}{4}$ "	Seat Height: 18" Seat Width: 17 $\frac{1}{2}$ " Seat Depth: 16" Arm Height: 27"	1363	1442	1519	1593	1670	
 4-Leg Base Tablet Right Seat: Wood Back: Wood	QUL-07TBR	27	Overall Height: 31 $\frac{3}{4}$ " Overall Width: 23 $\frac{3}{8}$ " Overall Depth: 29 $\frac{1}{4}$ "	Seat Height: 18" Seat Width: 17 $\frac{1}{2}$ " Seat Depth: 16" Arm Height: 27"						1268
 4-Leg Base Tablet Left Seat: Upholstered Back: Upholstered	QUL-01TBL	27	Overall Height: 31 $\frac{3}{4}$ " Overall Width: 23 $\frac{3}{8}$ " Overall Depth: 29 $\frac{1}{4}$ "	Seat Height: 18" Seat Width: 17 $\frac{1}{2}$ " Seat Depth: 16" Arm Height: 27"	1456	1534	1611	1690	1768	
 4-Leg Base Tablet Left Seat: Upholstered Back: Wood	QUL-04TBL	27	Overall Height: 31 $\frac{3}{4}$ " Overall Width: 23 $\frac{3}{8}$ " Overall Depth: 29 $\frac{1}{4}$ "	Seat Height: 18" Seat Width: 17 $\frac{1}{2}$ " Seat Depth: 16" Arm Height: 27"	1363	1442	1519	1593	1670	
 4-Leg Base Tablet Left Seat: Wood Back: Wood	QUL-07TBL	27	Overall Height: 31 $\frac{3}{4}$ " Overall Width: 23 $\frac{3}{8}$ " Overall Depth: 29 $\frac{1}{4}$ "	Seat Height: 18" Seat Width: 17 $\frac{1}{2}$ " Seat Depth: 16" Arm Height: 27"						1268

Tablet Dimensions
21 $\frac{1}{4}$ "d x 14 $\frac{1}{4}$ "w x $\frac{3}{4}$ " thick

Tablet is available in black only.

Tablet Material
 $\frac{5}{8}$ " Black Europly with a Black painted edge.

COM Yardage
Refer to page 271.

Finish Options	Price
Chrome	\$ 165
Nickel.....	\$ 223
Powder Coat - Standard.....	n/c
Powder Coat - Premium.....	\$ 165


Frame Options	Code	Price
Polyethylene Black Glides	GLD19	\$ 23
Casters - Dual Wheel Black Nylon		
Hard Wheel (set of 4).....	CAS31	\$ 171
Casters - Dual Wheel Black Nylon		
Soft Wheel (set of 4).....	CAS64	\$ 171
Casters - Dual Wheel Two-Tone Nylon		
Hard Wheel (set of 4).....	CAS32	\$ 171
Casters - Dual Wheel Two-Tone Nylon		
Soft Wheel (set of 4).....	CAS47	\$ 171

Accessories	Code	Price
Chair Trolley.....	ACTQU	\$ 906

Custom Charges		
Powder Coat Alternative (per color)	OPA	call
Stain Finish Match (per finish).....	OSM	\$ 996

Quanta

4-Leg Base Retractable Tablet Arm









VERSTEEL

Questions?

800 876 2120

material / fabric grade >

	Description	Model#	Product Wt	Dimensions	2/COM	3	4	5	6	Wood	
	4-Leg Base Tablet Right Seat: Upholstered Back: Upholstered	QUL-01RTBR	27	Overall Height: 31½" Overall Width: 25" Overall Depth: 27"	Seat Height: 18" Seat Width: 17½" Seat Depth: 16" Arm Height: 27"	1480	1554	1633	1711	1787	
	4-Leg Base Tablet Right Seat: Upholstered Back: Wood	QUL-04RTBR	27	Overall Height: 31½" Overall Width: 25" Overall Depth: 27"	Seat Height: 18" Seat Width: 17½" Seat Depth: 16" Arm Height: 27"	1386	1461	1540	1617	1695	
	4-Leg Base Tablet Right Seat: Wood Back: Wood	QUL-07RTBR	27	Overall Height: 31½" Overall Width: 25" Overall Depth: 27"	Seat Height: 18" Seat Width: 17½" Seat Depth: 16" Arm Height: 27"						1293
	4-Leg Base Tablet Left Seat: Upholstered Back: Upholstered	QUL-01RTBL	27	Overall Height: 31½" Overall Width: 25" Overall Depth: 27"	Seat Height: 18" Seat Width: 17½" Seat Depth: 16" Arm Height: 27"	1480	1554	1633	1711	1787	
	4-Leg Base Tablet Left Seat: Upholstered Back: Wood	QUL-04RTBL	27	Overall Height: 31½" Overall Width: 25" Overall Depth: 27"	Seat Height: 18" Seat Width: 17½" Seat Depth: 16" Arm Height: 27"	1386	1461	1540	1617	1695	
	4-Leg Base Tablet Left Seat: Wood Back: Wood	QUL-07RTBL	27	Overall Height: 31½" Overall Width: 25" Overall Depth: 27"	Seat Height: 18" Seat Width: 17½" Seat Depth: 16" Arm Height: 27"						1293

Tablet Dimensions

15½" d x 14¾" w x ¾" thick

Tablet is available in black only.

Tablet Material

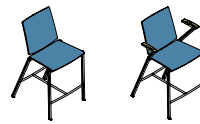
¾" Black Europly with a Black painted edge.







COM Yardage

Refer to page 271.

To Order, Specify...

- 1 Model Number
- 2 Frame Color
- 3 Wood Finish
- 4 Upholstery Selection
- 5 Frame Options



	Description	Model#	Product Wt	Dimensions	material / fabric grade >					
					2/COM	3	4	5	6	Wood
	4-Leg Base Armless 24" Seat Height Seat: Upholstered Back: Upholstered	QUL-01S24	24	Overall Height: 37½" Overall Width: 19½" Overall Depth: 23½" Seat Height: 24" Seat Width: 18" Seat Depth: 16"	1660	1739	1814	1891	1969	
	4-Leg Base Armless 24" Seat Height Seat: Upholstered Back: Wood	QUL-04S24	24	Overall Height: 37½" Overall Width: 19½" Overall Depth: 23½" Seat Height: 24" Seat Width: 18" Seat Depth: 16"	1567	1644	1722	1800	1875	
	4-Leg Base Armless 24" Seat Height Seat: Wood Back: Wood	QUL-07S24	24	Overall Height: 37½" Overall Width: 19½" Overall Depth: 23½" Seat Height: 24" Seat Width: 18" Seat Depth: 16"						1472
	4-Leg Base Arms 24" Seat Height Seat: Upholstered Back Upholstered Armcaps: Wood	QULA-03S24	26	Overall Height: 37½" Overall Width: 25¼" Overall Depth: 23½" Seat Height: 24" Seat Width: 18" Seat Depth: 16" Arm Height: 31¼"	1830	1906	1984	2062	2139	
	4-Leg Base Arms 24" Seat Height Seat: Upholstered Back: Wood Armcaps: Wood	QULA-06S24	26	Overall Height: 37½" Overall Width: 25¼" Overall Depth: 23½" Seat Height: 24" Seat Width: 18" Seat Depth: 16" Arm Height: 31¼"	1736	1812	1890	1968	2045	
	4-Leg Base Arms 24" Seat Height Seat: Wood Back: Wood Armcaps: Wood	QULA-08S24	26	Overall Height: 37½" Overall Width: 25¼" Overall Depth: 23½" Seat Height: 24" Seat Width: 18" Seat Depth: 16" Arm Height: 31¼"						1643

33" - 38" table heights are recommended for use with 24" stool

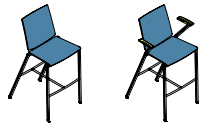
COM Yardage
Refer to page 271.

Finish Options	Price
Chrome	\$ 165
Nickel	\$ 223
Powder Coat - Standard	n/c
Powder Coat - Premium	\$ 165

Frame Options	Code	Price
Polyethylene Black Glides	GLD19	\$ 23







Custom Charges	Code	Price
Powder Coat Alternative (per color)	OPA	call
Stain Finish Match (per finish)	OSM	\$ 996

NOTE: CHROME AND NICKEL NOT AVAILABLE ON STOOLS WITH ARMS

Quanta4-Leg Base Stool - 29"
Armless + Arms**VERSTEEL****Questions?**

800 876 2120

material / fabric grade >

	Description	Model#	Product Wt	Dimensions	2/COM	3	4	5	6	Wood
	4-Leg Base Armless Seat: Upholstered Back: Upholstered	QUL-01S29	26	Overall Height: 42½" Overall Width: 19½" Overall Depth: 25½" Seat Height: 29" Seat Width: 18" Seat Depth: 16	1660	1739	1814	1891	1969	
	4-Leg Base Armless Seat: Upholstered Back: Wood	QUL-04S29	26	Overall Height: 42½" Overall Width: 19½" Overall Depth: 25½" Seat Height: 29" Seat Width: 18" Seat Depth: 16	1567	1644	1722	1800	1875	
	4-Leg Base Armless Seat: Wood Back: Wood	QUL-07S29	26	Overall Height: 42½" Overall Width: 19½" Overall Depth: 25½" Seat Height: 29" Seat Width: 18" Seat Depth: 16						1472
	4-Leg Base Arms Seat: Upholstered Back: Upholstered	QULA-03S29	28	Overall Height: 42½" Overall Width: 25¼" Overall Depth: 25½" Seat Height: 29" Seat Width: 18" Seat Depth: 16 Arm Height: 36¾"	1830	1906	1984	2062	2139	
	4-Leg Base Arms Seat: Upholstered Back: Wood	QULA-06S29	28	Overall Height: 42½" Overall Width: 25¼" Overall Depth: 25½" Seat Height: 29" Seat Width: 18" Seat Depth: 16 Arm Height: 36¾"	1736	1812	1890	1968	2045	
	4-Leg Base Arms Seat: Wood Back: Wood	QULA-08S29	28	Overall Height: 42½" Overall Width: 25¼" Overall Depth: 25½" Seat Height: 29" Seat Width: 18" Seat Depth: 16 Arm Height: 36¾"						1643

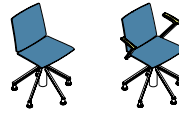
38" - 42" table heights
are recommended for
use with 29" stool







COM Yardage

Refer to page 271.

To Order, Specify...

- 1 Model Number
- 2 Frame Color
- 3 Wood Finish
- 4 Upholstery Selection
- 5 Frame Options



	Description	Model#	Product Wt	Dimensions	material / fabric grade >	2/COM	3	4	5	6	Wood
	Swivel 5-Star Base Armless Seat: Upholstered Back: Upholstered	QURS-01	31	Overall Height: 31¼" Overall Width: 23" Overall Depth: 22"	Seat Height: 17¼"-22¼" Seat Width: 18¾" Seat Depth: 16"	1628	1703	1781	1860	1937	
	Swivel 5-Star Base Armless Seat: Upholstered Back: Wood	QURS-04	31	Overall Height: 31¼" Overall Width: 23" Overall Depth: 22"	Seat Height: 17¼"-22¼" Seat Width: 18¾" Seat Depth: 16"	1534	1611	1690	1768	1843	
	Swivel 5-Star Base Armless Seat: Wood Back: Wood	QURS-07	31	Overall Height: 31¼" Overall Width: 23" Overall Depth: 22"	Seat Height: 17¼"-22¼" Seat Width: 18¾" Seat Depth: 16"						1442
	Swivel 5-Star Base Arms Seat: Upholstered Back: Upholstered Armcaps: Wood	QURSA-01	35	Overall Height: 31¼" Overall Width: 26¾" Overall Depth: 22"	Seat Height: 17¼"-22¼" Seat Width: 18¾" Seat Depth: 16"	1787	1865	1943	2019	2098	
	Swivel 5-Star Base Arms Seat: Upholstered Back: Wood Armcaps: Wood	QURSA-04	35	Overall Height: 31¼" Overall Width: 26¾" Overall Depth: 22"	Seat Height: 17¼"-22¼" Seat Width: 18¾" Seat Depth: 16"	1695	1774	1850	1928	2007	
	Swivel 5-Star Base Arms Seat: Wood Back: Wood Armcaps: Wood	QURSA-07	35	Overall Height: 31¼" Overall Width: 26¾" Overall Depth: 22"	Seat Height: 17¼"-22¼" Seat Width: 18¾" Seat Depth: 16"						1603

COM Yardage
Refer to page 271.

Finish Options	Price
Chrome	\$ 165
Nickel	\$ 223
Powder Coat - Standard	n/c
Powder Coat - Premium	\$ 165

NOTE: CHROME AND NICKEL NOT AVAILABLE ON STOOLS WITH ARMS




Frame Options	Code	Price
4-Leg Models Only		
Polyethylene Black Glides	GLD19	\$ 23
Swivel Models Only		
Casters - Dual Wheel Black Nylon		
Hard Wheel (set of 4)	CAS31	n/c
Casters - Dual Wheel Black Nylon		
Soft Wheel (set of 4)	CAS64	n/c
Casters - Dual Wheel Two-Tone Nylon		
Hard Wheel (set of 4)	CAS32	n/c
Casters not available on stool models		

Custom Charges	Code	Price
Powder Coat Alternative (per color)	OPA	call
Stain Finish Match (per finish)	OSM	\$ 996


Questions?

800 876 2120

material / fabric grade >

	Description	Model#	Product Wt	Dimensions		2/COM	3	4	5	6	Wood
	Apex Base Seat: Upholstered Back: Upholstered	QUX-01	23	Overall Height: 31" Overall Width: 20" Overall Depth: 20½"	Seat Height: 17½" Seat Width: 17½" Seat Depth: 16"	1158	1237	1313	1391	1469	
	Apex Base Seat: Upholstered Back: Wood	QUX-04	23	Overall Height: 31" Overall Width: 20" Overall Depth: 20½"	Seat Height: 17½" Seat Width: 17½" Seat Depth: 16"	1065	1144	1219	1298	1375	
	Apex Base Seat: Wood Back: Wood	QUX-07	23	Overall Height: 31" Overall Width: 20" Overall Depth: 20½"	Seat Height: 17½" Seat Width: 17½" Seat Depth: 16"						973




COM Yardage

Refer to page 271.

To Order, Specify...

- ① Model Number
- ② Frame Color
- ③ Wood Finish
- ④ Upholstery Selection
- ⑤ Frame Options



	Description	Model#	Product Wt	Dimensions	material / fabric grade >	2/COM	3	4	5	6	Wood
							Apex Base - Lounge Seat: Upholstered Back: Upholstered	QUXL-01	23	Overall Height: 27¾" Overall Width: 21½" Overall Depth: 21"	Seat Height: 15¼" Seat Width: 20½" Seat Depth: 16½"
	Apex Base - Lounge Seat: Upholstered Back: Wood	QUXL-04	23	Overall Height: 27¾" Overall Width: 21½" Overall Depth: 21"	Seat Height: 15¼" Seat Width: 20½" Seat Depth: 16½"	1065	1144	1219	1298	1375	
	Apex Base - Lounge Seat: Wood Back: Wood	QUXL-07	23	Overall Height: 27¾" Overall Width: 21½" Overall Depth: 21"	Seat Height: 15¼" Seat Width: 20½" Seat Depth: 16½"						973

COM Yardage
Refer to page 271.

Finish Options	Price
Chrome	\$ 165
Nickel.....	\$ 223
Powder Coat - Standard.....	n/c
Powder Coat - Premium.....	\$ 165





Frame Options	Code	Price
Polyethylene Black Glides.....	GLD19	\$ 23

Custom Charges	Code	Price
Powder Coat Alternative (per color)	OPA	call
Stain Finish Match (per finish).....	OSM	\$ 996

QuantaSwivel Disc Base
Gullwing Arm + Adjustable Height**VERSTEEL****Questions?**

800 876 2120

material / fabric grade >

	Description	Model#	Product Wt	Dimensions (at lowest cylinder height)		2/COM	3	4	5	6	Wood
	Swivel Disc Base Adjustable Height Seat: Upholstered Back: Upholstered Arms: Wood	QUDAH-01	49	Overall Height: 30% ^a Overall Width: 30% ^a Overall Depth: 20"	Seat Height: 17" - 22" Seat Width: 20½" Seat Depth: 17"	1763	1860	1956	2053	2150	
	Swivel Disc Base Adjustable Height Seat: Upholstered Back: Wood Arms: Wood	QUDAH-04	49	Overall Height: 30% ^a Overall Width: 30% ^a Overall Depth: 20"	Seat Height: 17" - 22" Seat Width: 20½" Seat Depth: 17"	1617	1695	1774	1850	1928	
	Swivel Disc Base Adjustable Height Seat: Fully Upholstered Back: Upholstered	QUDAH-11	49	Overall Height: 30% ^a Overall Width: 30% ^a Overall Depth: 20"	Seat Height: 17" - 22" Seat Width: 20½" Seat Depth: 17"	2030	2136	2238	2345	2453	
	Swivel Disc Base Adjustable Height Seat: Fully Upholstered Back: Wood	QUDAH-14	49	Overall Height: 30% ^a Overall Width: 30% ^a Overall Depth: 20"	Seat Height: 17" - 22" Seat Width: 20½" Seat Depth: 17"	1889	1971	2056	2142	2225	





COM Yardage

Refer to page 271.

To Order, Specify...

- ① Model Number
- ② Frame Color
- ③ Wood Finish
- ④ Upholstery Selection
- ⑤ Frame Options



Description	Model#	Product Wt	Dimensions	material / fabric grade >	2/COM	3	4	5	6	Wood
						Swivel Disc Base Fixed Height Seat: Upholstered Back: Upholstered Arms: Wood	QUDFH-01	49	Overall Height: 30½" Overall Width: 30½" Overall Depth: 20" Seat Height: 17" Seat Width: 20½" Seat Depth: 17"	1763
	Swivel Disc Base Fixed Height Seat: Upholstered Back: Wood Arms: Wood	QUDFH-04	49	Overall Height: 30½" Overall Width: 30½" Overall Depth: 20" Seat Height: 17" Seat Width: 20½" Seat Depth: 17"	1617	1695	1774	1850	1928	
	Swivel Disc Base Fixed Height Seat: Fully Upholstered Back: Upholstered	QUDFH-11	49	Overall Height: 30½" Overall Width: 30½" Overall Depth: 20" Seat Height: 17" Seat Width: 20½" Seat Depth: 17"	2030	2136	2238	2345	2453	
	Swivel Disc Base 24" Seat Height Seat: Fully Upholstered Back: Wood	QUDFH-14	49	Overall Height: 30½" Overall Width: 30½" Overall Depth: 20" Seat Height: 17" Seat Width: 20½" Seat Depth: 17"	1889	1971	2056	2142	2225	

COM Yardage
Refer to page 271.

Finish Options	Price
Chrome	\$ 165
Nickel.....	\$ 223
Powder Coat - Standard.....	n/c
Powder Coat - Premium.....	\$ 165

Accessories	Code	Price
Chair Trolley.....	ACTQU	\$ 906

Custom Charges		
Powder Coat Alternative (per color)	OPA	call
Stain Finish Match (per finish).....	OSM	\$ 996

**Specifications**

Quanta Max is available in 4-leg, sled, swivel, stool and beam with a shell of molded resilient polypropylene resin or quarter cut Ash formed plywood. An upholstered seat pad is available. All models, with the exception of those with wood legs or a tablet, can be ordered with or without arms. A tablet arm is available on the 4-leg and sled base chairs. Stools with a ply shell offer a mid back option.

Features

The 4-leg chairs and stools feature a steel swivel glide with a nickel cap, while the sled base chairs and stools have a polyethylene glide. The swivel chairs and stools feature dual wheel black nylon soft wheel casters. The sled chairs are stackable for compact storage. 4-Leg and sled base guest chairs can be stacked on the floor or on the Quanta Max Chair Trolley. See below for stacking information.

Stacking Information**Floor**

Sled Base 10 (6 if seats are upholstered)
 Guest Chair without casters 10 (6 if seats are upholstered)
 Guest Chair with casters 6 (4 if seats are upholstered)

Trolley

Sled Base Chair 20 (10 if seats are upholstered)
 Guest Chair with or w/o Casters . . 20 (10 if seats are upholstered)

Quickship Program

Available for select products in the Quanta Max series, see pricing pages.

The Versteel Quickship Program consists of up to 50 tables, 25 tables with modesty panels or 100 chairs in 10 working days from time of order (received by 12pm EST). Orders must be accompanied by final material and finish specifications for order entry. They must be clearly marked "Quickship" and consist of products from the program. Quickship orders cannot be changed or cancelled, and credit approval must be acquired within 24 hours.

For additional information see Versteel.com.

Shipping Schedule

Poly Shell	3-5 WEEKS
Ply Shell	3-5 WEEKS
Quickship Products	10 WORKING DAYS

Contact Versteel Customer Service for special lead time requests.

NOTE CHAIR ORDERS WITH COM UPHOLSTERY WILL BE SCHEDULED UPON RECEIPT OF COM UPHOLSTERY YARDAGE

BIFMA

All Versteel products are constructed to pass the relevant ANSI/BIFMA standards. For more detailed specifications by series and base style, contact Versteel Customer Service at 800.876.2120.

Additional information regarding warranty, terms and conditions, shipping, care and maintenance, etc. can be found in the All Seating price list.

**Quanta Max Sled or Guest Base
 Armless/Arms**

Chair Dimensions
 Overall height: 32 7/8"
 Overall width w/ arms: 22 3/8"
 Overall width w/o arms: 21 7/8"
 Overall depth: 20 3/8"
 Seat height: 18 1/2"
 Seat width: 17 3/8"
 Seat depth: 16 1/2"
 Arm height w/ armcaps: 25 3/4"
 Actual weight: 18 lbs. w/ arms
 Actual weight: 17 lbs. w/o arms


**Quanta Max Sled or Guest Base
 Armless (Retractable Tablet)**

Chair Dimensions
 Overall height: 32 7/8"
 Overall width w/ tablet up: 23 1/2" (sled)
 Overall width w/ tablet up: 24" (4-leg)
 Overall depth w/ tablet up: 28 1/2"
 Seat height: 18 1/2"
 Seat width: 17 3/8"
 Seat depth: 16 1/2"
 Arm height: 25 3/4"
 Actual weight: 25 lbs.


Retractable Tablet Dimensions

Tablet size: 15 3/4" d x 14 3/4" w x 3/8" thick
 Tablet is available in black only

**Quanta Max Sled Base
 24" Stool
 Armless/Arms**

Chair Dimensions
 Overall height: 39 1/8" (mid back 36 5/8")
 Overall width: 22 3/4"
 Overall depth: 20 1/2"
 Seat height: 24 3/4"
 Seat width: 17 3/8"
 Seat depth: 16 1/2"
 Arm height w/ armcaps: 32"
 Actual weight: 19 lbs. w/ arms
 Actual weight: 18 lbs. w/o arms


Key Description

- 1 1/16" 12 gauge steel tube
- 2 base frame 3/8"x1/2" flat bar with radius corners
- 3 seat shell, molded resilient polypropylene resin or quarter cut ash formed plywood, 7 ply, 1 1/2" thick
- 4 polyethylene glide
- 5 steel swivel glide, nickel cap

Quanta Max Sled Base

29" Stool

Armless/Arms

Chair Dimensions
 Overall height: 44 1/8" (mid back 41 3/8")
 Overall width: 23 3/8"
 Overall depth: 21"
 Seat height: 29 3/4"
 Seat width: 17 3/8"
 Seat depth: 16 1/2"
 Arm height w/ armcaps: 37 3/16"
 Actual weight: 22 lbs. w/ arms
 Actual weight: 21 lbs. w/o arms



Quanta Max 4-Leg Base

24" Stool

Armless/Arms

Chair Dimensions
 Overall height: 39" (mid back 36 1/4")
 Overall width: 22 5/8"
 Overall depth: 20 3/4"
 Seat height: 24 1/2"
 Seat width: 17 3/8"
 Seat depth: 16 1/2"
 Arm height w/ arms: 31 3/4"
 Actual weight: 20 lbs. w/ arms
 Actual weight: 19 lbs. w/o arms



Quanta Max 4-Leg Base

29" Stool

Armless/Arms

Chair Dimensions
 Overall height: 43 3/4" (mid back 41 1/4")
 Overall width: 23"
 Overall depth: 21"
 Seat height: 30 1/8"
 Seat width: 17 3/8"
 Seat depth: 16 1/2"
 Arm height w/ arms: 36 1/2"
 Actual weight: 21 lbs. w/ arms
 Actual weight: 20 lbs. w/o arms



Stacking Poly Shell Only (Trolley)

Sled Base Chair 20 (10 if seats are upholstered)
 Guest Chair with or without casters..... 20 (10 if seats are upholstered)

Stacking Poly Shell Only (Floor)

Sled Base Chair 10 (6 if seats are upholstered)
 Guest Chair without casters 10 (6 if seats are upholstered)
 Guest Chair with casters 6 (4 if seats are upholstered)

Chairs with tablets do not stack

Quanta Max Wood Guest Base Armless

Chair Dimensions
 Overall height: 31¹⁵/₁₆"
 Overall width: 20³/₁₆"
 Overall depth: 20³/₁₆"
 Seat height: 18¹/₂"
 Seat width: 17³/₈"
 Seat depth: 16"
 Actual weight: 15 lbs.



Quanta Max Swivel Base Armless/Arms

Chair Dimensions
 Overall height: 30¹/₂"
 Overall width w/ armcaps: 27"
 Overall width w/o arms: 22¹/₄"
 Overall depth: 20³/₁₆"
 Seat height: 17¹/₂" - 22¹/₂"
 Seat width: 17³/₈"
 Seat depth: 16¹/₂"
 Actual weight w/ arms: 24 lbs.
 Actual weight w/o arms: 23 lbs.



Quanta Max Swivel Base Stool Armless/Arms

Stool Dimensions
 Overall height: 46¹/₂" (mid back 43¹/₂"
 (at highest cylinder height)
 Overall width: 23³/₈"
 Overall depth: 23"
 Seat height: 23¹/₂" - 33¹/₂"
 Seat width: 17³/₈"
 Seat depth: 16¹/₂"
 Arm height w/ armcaps: 41³/₁₆"
 (at highest cylinder height)
 Cylinder height adjustment range: 10"
 Actual weight: 26 lbs. w/ arms
 Actual weight: 25 lbs. w/o arms



Guest

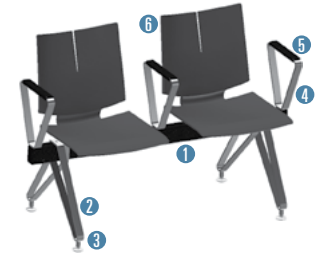
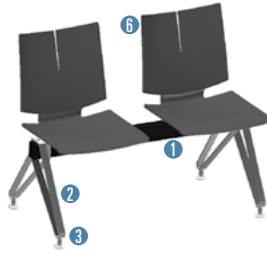
Key	Description
1	chair frame, 14 gauge support rail
2	legs, solid ash
3	seat shell, molded resilient polypropylene resin or quarter cut ash formed plywood, 7 ply, 1/2" thick
4	nylon glide

Swivel

Key	Description
1	0.075" PVC armcap or 0.25" solid ash wood armcap
2	seat shell, molded resilient polypropylene resin or quarter cut ash formed plywood, 7 ply, 1/2" thick
3	die cast aluminum 5-star base
4	dual wheel black nylon soft wheel casters
5	1 1/16" 12 gauge steel tube

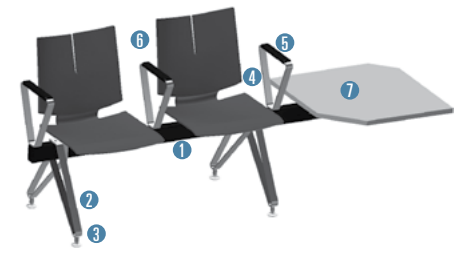
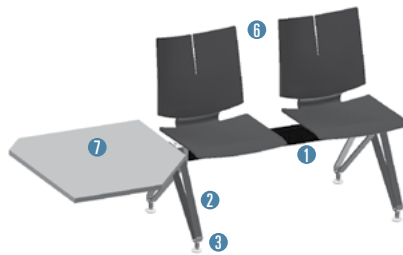
**Quanta Max 4-Leg Base
2 Seat Armless/Arms**

Chair Dimensions
Overall height: 33"
Overall width w/ armcaps: 49"
Overall width w/o arms: 42"
Overall depth: 20 3/4"
Seat height: 18 1/2"
Seat width: 17 3/8"
Seat depth: 16 1/2"
Arm height w/ armcaps: 26 3/4"
Actual weight: 71 lbs. w/ arms
Actual weight: 58 lbs. w/o arms



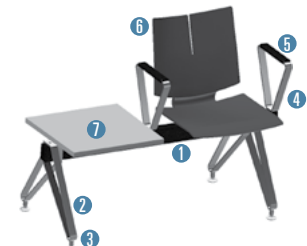
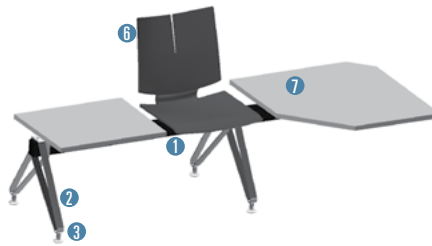
**Quanta Max 4-Leg Base
2 Seat Armless/Arms
with Corner Table**

Chair Dimensions
Overall height: 33"
Overall width w/ armcaps: 75"
Overall width w/o arms: 71"
Overall depth: 20 3/4"
Seat height: 18 1/2"
Seat width: 17 3/8"
Seat depth: 16 1/2"
Arm height w/ armcaps: 26 3/4"
Table width w/ arms: 29"
Table width w/o arms: 26"
Table length w/ arms: 39"
Table length w/o arms: 34"
Actual chair weight: 98 lbs. w/ arms
Actual chair weight: 90 lbs. w/o arms
Actual table weight: 22 lbs. w/ arms
Actual table weight: 18 lbs. w/o arms



**Quanta Max 4-Leg Base
1 Seat/1 Top Armless/Arms
with/without Corner Table**

Chair Dimensions
Overall height: 33"
Overall width w/ armcaps: 45"
Overall width w/o arms w/ corner table: 71"
Overall depth: 20 3/4"
Seat height: 18 1/2"
Seat width: 17 3/8"
Seat depth: 16 1/2"
Arm height w/ armcaps: 26 3/4"
Table width w/ arms: 29"
Table width w/o arms: 26"
Table length w/ arms: 39"
Table length w/o arms: 34"
Actual chair weight: 65 lbs. w/ arms
Actual chair weight: 88 lbs. w/o arms w/ corner table
Actual table weight: 22 lbs. w/ arms
Actual table weight: 18 lbs. w/o arms



Key	Description
1	beam frame, 3" x 2" x 3/16" steel tube
2	beam leg, 1/2" x 1/4" solid steel
3	dome swivel glide, nickel cap, nylon base
4	beam arm, 1/2" x 1/4" solid steel

Key	Description
5	arm cap, urethane
6	seat shell, molded resilient polypropylene resin
7	table top surface, 7/8" particle board
8	upholstered seat, molded liner with 1/2" thick, 2 lb. density foam

Note

For layouts that include corner tables, the beam model numbers making the corner layout have to be identical to support the correct corner table. Either both end seats on the corner have to be armless or both have to have arms. Arm and armless seats cannot be mixed and matched on corner table applications.

**Quanta Max 4-Leg Base
 3 Seat Armless/Arms
 with/without Corner Table**
Chair Dimensions

Overall height: 33"

Overall width w/ armcaps: 72½"

Overall width w/o arms: 65"

Overall width w/o arms w/ corner table: 94½"

Overall depth: 20¾"

Seat height: 18½"

Seat width: 17¾"

Seat depth: 16½"

Arm height w/ armcaps: 26¾"

Table width w/ arms: 29"

Table width w/o arms: 26"

Table length w/ arms: 39"

Table length w/o arms: 34"

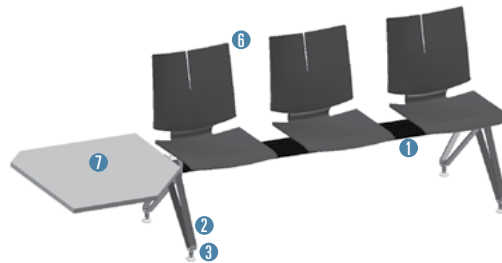
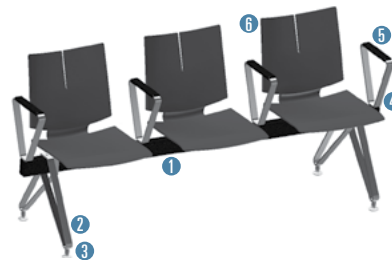
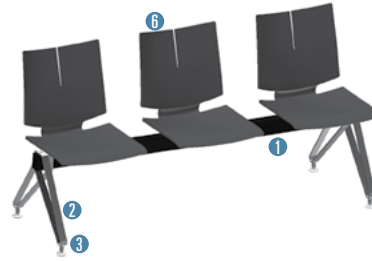
Actual weight: 96 lbs. w/ arms

Actual weight: 80 lbs. w/o arms

Actual weight: 113 lbs. w/o arms w/ corner table

Actual table weight: 22 lbs. w/ arms

Actual table weight: 18 lbs. w/o arms


Key Description

- 1 beam frame, 3" x 2" x 3/16" steel tube
- 2 beam leg, 1/2" x 1/2" solid steel
- 3 dome swivel glide, nickel cap, nylon base
- 4 beam arm, 1/4" x 1/2" solid steel

Key Description

- 5 arm cap, urethane
- 6 seat shell, molded resilient polypropylene resin
- 7 table top surface, 7/8" particle board
- 8 upholstered seat, molded liner with 1/2" thick, 2 lb. density foam

Note

For layouts that include corner tables, the beam model numbers making the corner layout have to be identical to support the correct corner table. Either both end seats on the corner have to be armless or both have to have arms. Arm and armless seats cannot be mixed and matched on corner table applications.

**Quanta Max 4-Leg Base
2 Seat/1 Top Armless/Arms
with/without Corner Table**

Chair Dimensions

Overall height: 33"

Overall width w/ armcaps: 72½"

Overall width w/o arms: 65"

Overall width w/o arms w/ corner table: 94½"

Overall depth: 20¾"

Seat height: 18½"

Seat width: 17¾"

Seat depth: 16½"

Arm height w/ armcaps: 26¾"

Table width w/ arms: 29"

Table width w/o arms: 26"

Table length w/ arms: 39"

Table length w/o arms: 34"

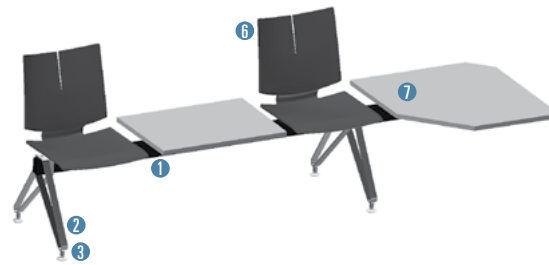
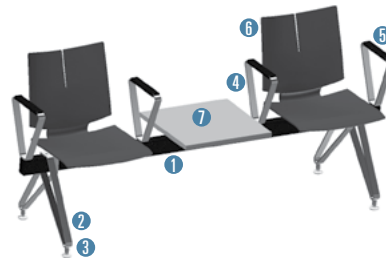
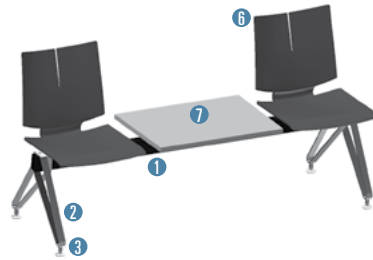
Actual weight: 95 lbs. w/ arms

Actual weight: 80 lbs. w/o arms

Actual weight: 113 lbs. w/o arms w/ corner table

Actual table weight: 22 lbs. w/ arms

Actual table weight: 18 lbs. w/o arms



Standard Versteel Upholstery

Standard Versteel Upholstery offers a range of materials, from fabrics in a variety of colors and textures to vinyls for soil resistance. Please refer to Versteel's fabric cards or the "Materials + Finishes" section of our website for information.

Grade-in Upholstery

Versteel has coordinated with upholstery manufacturers to simplify your order process. Many of the manufacturers' offerings have been pre-approved for application on Versteel Seating.

Contact Versteel Customer Service with your selected fabric choice to be graded in. You will be supplied with the appropriate grade-in designator. On your purchase order, complete the information with the pattern name, color description and grade-in designator, and Versteel will take it from there.

Customer's Own Material

Customer's Own Materials (COM's) are not an issue on Quanta Max. Many COM's are pre-approved for application on Versteel Seating. Call Versteel Customer Service with your COM selection to determine if it has been pre-approved. If your selection has not been pre-approved, reference the "Receiving COM Approval" section below.

Receiving COM Approval

Not all materials are suitable for upholstery on Quanta Max. A 12" x 12" memo sample must be supplied for approval before a COM material is accepted for an order. If the material is directional in pattern or weave, the pattern repeat (in inches) in both directions or the weave direction must be supplied.

Excess COM

Versteel will not store excess COM for more than 30 days after the order has been completed. If excess material is to be returned after order completion, send the request to Versteel Customer Service prior to acknowledged ship date. It is the customer's responsibility to arrange for the return of the material "freight collect."

COM Requiring Application Test

If an application test is required for your selected COM, send test sample material along with the following.

1. Name and return address
2. Model selected
3. Sketch showing special requirements for the positioning of the materials' pattern on the seat and ledge, if special considerations are required.

NOTE ALL UPHOLSTERIES ARE CUT UP THE ROLL TO MAXIMIZE YIELD AND WEAR PERFORMANCE

Ship COM to:

Versteel
 2332 Cathy Lane
 Jasper, IN 47546

COM must be shipped to the factory with transportation costs "prepaid." If material is considered defective or unusable, it will be returned "transportation collect."

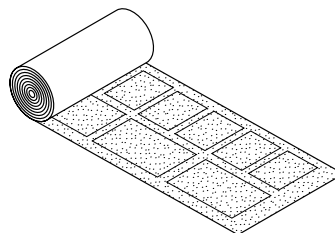
For standard lead time orders, tag fabric with purchase order number and identify with project number if possible.

Application of Directional Fabrics

Due to the upholstering process, some fabrics not considered directional by the supplier may be considered directional by Versteel.

All COM's are cut "up the roll" unless otherwise directed by the customer (see illustration below).

EXAMPLE PATTERN CUT UP THE ROLL



If special cutting or upholstery application is required, you must indicate requirement at time of order entry.

Quanta Max COM Yardage Requirements

COM yardage requirements are calculated for chairs and stools based on a material width of 54" and a repeat of 2" or less. For material less than 54" wide, contact Versteel for yardage requirements. Use the chart below as a guide to calculate your COM yardage. For quantities greater than 20 chairs or stools, contact Versteel Customer Service for calculation of COM yardage by model.

Quantity of Chairs	1	2	3	4	5	6	7	8	9	10	11	12	13	14	15	16	17	18	19	20	
Quanta Max																					
Upholstered Seat Only	1.0	1.5	1.5	2.0	2.5	2.5	3.5	3.5	4.0	4.0	4.5	4.5	5.0	5.5	5.5	6.0	6.5	6.5	7.0	7.5	

Patterned COM Additional Yardage Guide

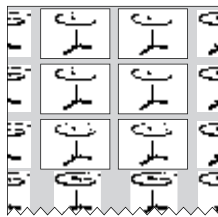
Use the guide below to aid in ordering the appropriate COM fabric when needing to match a pattern with a repeat. To use this guide, add the vertical and horizontal repeats together (e.g. a 5" vertical repeat plus an 11" horizontal repeat gives a 16" total). Then find the appropriate entry on the chart, and increase the yardage estimate by the percentage indicated.

For example: The yardage estimate is 8 yards of 54" wide fabric and the pattern has a repeat of 11" horizontal and 5" vertical. Add up the repeats (11" + 5" = 16") and find the appropriate entry - 15% in this example. Fifteen percent more fabric is required to match the pattern. 8 yards plus an extra 15% is 9.2 yards.

Fabric Width	Plain Fabric	3" - 14" Repeat	15" - 19" Repeat	20" - 27" Repeat	28" - 36" Repeat	37" - 45" Repeat	46" - 54" Repeat
54"	0%	10%	15%	20%	25%	30%	35%
50" - 52"	10%	20%	25%	30%	35%	40%	45%

Decorative Patterns

Yardage requirements are greatly affected by the size of the repeat and the print or pattern of the material. Versteel cuts all seating patterns with aesthetic concerns in mind for high quality and consistency. Refer to the COM listing for the yardage required for pattern repeat.



To Order, Specify...

- 1 Model Number
- 2 Shell Color/Finish
- 3 Frame Color
- 4 Swivel Base Color
- 5 Wood Leg Finish
- 6 Upholstery Selection
- 7 Frame Options



A **QUHDSA-06** is a Quanta Max series, sled base chair with arms, upholstered seat, poly back and poly armcaps.

The codes **YCOB** / **PALY** / **VVA Calico** specify a Cobalt poly shell with an Alloy frame and Grade 3 Vanguard CV Calico upholstery.

Model Number **QUHDSA-06**



Orders may be sent via

Mailing Address
 Versteel
 2332 Cathy Lane
 Jasper IN 47546

Contact Versteel

Email contact@versteel.com
Phone 800 876 2120
 812 634 2120

Quanta Max Seats, Backs & Shells

Ply shells are molded multi-ply maple core with with quarter-cut reconstituted Ash veneer. Poly shells are molded with resilient, flexible polypropylene resins with a satin textured surface.

Quanta Max Poly Shell Colors

Canary YCAN	Papaya YPAP
Cobalt YCOB	Quarry YQUA
Lime YLIM	Salsa YSAL
Near Black YNBL	Snow YSNO
Oyster YOYS	

Wood Finish

Versteel uses a post-catalyst varnish NDF topcoat that meets AWI (Architectural Woodwork Institute) TR6 performance standards.

Quanta Max Wood Finishes

Beach WBEA	Java Cherry WJAC
Blossom Cherry WBLC	Millwork Cherry WMWC
Brighton Walnut WBRW	Natural Walnut WENW (European Walnut)
Caramel Maple WCMM	Pebble WPEB
Chestnut WCHE	Seaside WSEA
Cordovan Cherry WCNC	Solar Maple WSLM
Drift WDRI	Sugar Maple WSUM
Espresso Walnut WESW	Terra Cotta WTEC
Fawn WFAW	Whisper WWHI
Fog WFOG	Stain Finish Match OSM
Forest WFOR	
Golden Cherry WGNC	

Studio Steel®

Versteel’s “urban fabrication” process leaves the telltale signs of welding and assembly on the surface, highlighting a manufacturing aesthetic. Choosing a clear or transparent powder coat is recommended, allowing tonal striations (created as a result of extreme heat), natural textures, and the inherent qualities of raw steel to show through.

Studio Steel Process \$165

Powder Coat Finishes

All powder coat finishes in the Versteel offering have been formulated with the use of epoxy, polyester or epoxy and polyester blends to maximize the finish durability.

Powder Coat Finish Options

Powder Coat – Standard	n/c
Powder Coat – Premium	\$165

Quanta Max Powder Coat Colors

Alloy PALLY	Mint PMNT
Amethyst PAME	Navy PNAV
Anthracite PANT	Nimbus PNIM
Black Anodized PBLA	Nutmeg PNUY
Bronze PBRO	⬠ Pacific PPAC
Calypso PCAL	Pearl PPEA
Carbon PCAR	Pebble PPEB
Champagne PCHA	Ⓢ Platinum PPLA
Coconut PCOC	Poppy PPOP
⬠ Copper PCOP	⬠ Raven PRAV
Crimson PCRI	Royal PROY
⬠ Crystal PCRY	Seaside PSEA
Daffodil PDAF	Shipyard PSHI
Ebony PEBO	Silver PSIL
Forest PFOR	Snow PSNO
Fossil PFOS	Stone PSTO
⬠ Garnet PGAR	Storm PSTM
⬠ Gold PGOL	Terra Cotta PTEC
Graphite PGRA	Whisper PWHI
Ⓢ Hope PHOP	White Linen PWHL
Kelly Green PKEG	Powder Coat Alternative OPA
⬠ Matte PMAT	
Mica PMIC	

Transparent Powder Coats (indicated by ⬠)

Please note that the transparent characteristics of these powders allow all natural welds and textures inherent to raw steel to be visible.

Premium Powder Coats (indicated by Ⓢ)

Versteel’s premium process uses specially formulated powder coats for a truly unique color palette.

Plated

Versteel offers two plated options: Chrome and Nickel. Chrome is our most durable finish available and is a deep luster chrome plated finish. Nickel is a plated finish with a clear coat applied for durability. An upcharge applies for plated finishes. See product pricing pages for upcharge.

Chrome	ECHR
Nickel	ENKL

Finish Reference & Samples

For finish color reference, please refer to our website. Contact Versteel Customer Service to receive actual color samples for color matches and final color approval.

Powder Coat Alternative
Call for quotation

Specify code **OPA** (Powder Coat Alternative), add cost from Versteel quotation

Powder Coat Alternative is available from Versteel. The entire RAL color reference along with hundreds of other color and finishes are available.

For Powder Coat Alternative matching, you must supply a color reference sample, or an RAL number. Versteel will review the sample for possible existing colors available and send a sample for customer approval. If no color match exists a custom match can be developed. Call Versteel Customer Service for associated upcharges on custom color development.

NOTE CUSTOM COLOR MATCHING APPROVALS MAY AFFECT STANDARD PRODUCTION SCHEDULES

Poly Shell Alternative
Call for quotation

Specify code **OPS** (Poly Shell Alternative), add cost from Versteel quotation

For Poly Shell Alternative, you must supply a color reference sample. Versteel will review the sample for possible existing colors available and send a sample for customer approval. If no color match exists, a custom match can be developed. Minimum order quantities exist for alternative colors. Call Versteel Customer Service for minimums and associated upcharges on Poly Shell Alternatives.

NOTE CUSTOM COLOR MATCHING APPROVALS MAY AFFECT STANDARD PRODUCTION SCHEDULES

Special Laminate
Call for quotation

Specify code **TSP** (Special Laminate), indicate the quoted charges per table

Special laminates and patterns can be specified as an option. To specify, contact Versteel for availability and pricing.

NOTE LAMINATES IN STANDARD COLORS AND TEXTURES FROM FORMICA, NEVAMAR, PIONITE AND WILSONART ARE STANDARD

CAUTION LAMINATE MANUFACTURERS CHANGE STANDARD OFFERINGS FREQUENTLY, AND IT IS POSSIBLE THAT A STANDARD PRODUCT CAN BECOME UNAVAILABLE. VERSTEEL CANNOT BE RESPONSIBLE FOR ANY INCONVENIENCE THIS MAY CAUSE.

Custom PVC Color Match
Call for quotation / one time charge per color, per order

Specify code **OCF** (Custom PVC Color Match), add cost from Versteel quotation

PVC Color Match can be the selection of a color that is available from a Versteel supplier or a new custom color developed for the order. Minimum footage requirements mean that the amount of material needed for your order will effect the cost.

For PVC Color Matching you must supply a color reference sample. Versteel will review the sample for possible existing colors available and send a sample for customer approval. If no color match exists, a custom match will be developed and sampled for customer approval before a production schedule is established.

NOTE CUSTOM COLOR MATCHING APPROVALS MAY AFFECT STANDARD PRODUCTION SCHEDULES

Stain Finish Match
\$996 / one time charge per finish, per order

Specify code **OSM** (Stain Finish Match), add \$996.00 list per finish, per order

Alternative Stain Finishes are available for veneer and wood edged tops.

For Stain Finish Matching you must supply two 4" x 4" finish color and grain reference samples. An expertly finish matched sample will be provided for customer approval.

NOTE CUSTOM COLOR MATCHING APPROVALS MAY AFFECT STANDARD PRODUCTION SCHEDULES

Veneer or Wood Edge Alternatives

For veneer or wood edge requirements other than our standard plain sliced Ash, Cherry, Maple or Walnut, contact Versteel Customer Service with the specifications of the materials you would like to specify.

NOTE VENEER OR WOOD EDGE ALTERNATIVES APPROVAL MAY AFFECT STANDARD PRODUCTION SCHEDULES

Wood Finish Alternatives

Versteel finish has a natural grain fill level finish appearance, contact Versteel Customer Service for alternative fill levels. Coarse grain will require additional application steps for a full-fill grain appearance and will require a quote.

NOTE WOOD FINISH ALTERNATIVE APPROVAL MAY AFFECT STANDARD PRODUCTION SCHEDULES

Hard Surface Glides - Nylon (set of 4)

\$23 / chair or stool

Specify code **GLD30** (Hard Surface Glides - Nylon), add \$23 list per chair or stool.



Glide surface is nylon and designed for use on hard surface flooring. See individual product pages for availability and ordering code.

Hard Surface Glides - Felt (set of 4)

\$23 / chair or stool

Specify code **GLD31** (Hard Surface Glides - Felt), add \$23 list per chair or stool.



Glide surface is felt and designed for use on hard surface flooring. See individual product pages for availability and ordering code.

Felt Hard Surface Replacement Caps (set of 4)

\$23 / chair or stool

Specify code **ABGFRC** (Felt Hard Surface Replacement Caps), add \$23 list per chair or stool

Felt replacement caps for felt hard surface glides.

Accessory Glide Replacement Tool

\$26 / tool

Specify code **AGRT** (Accessory Glide Replacement Tool), add \$26 list per tool

Use to remove worn felt hard surface glide caps.

Casters - Non-Locking Dual Wheel Black Nylon Hard Wheel (Set of 4)

\$171 / chair

Specify code **CAS63** (Casters - Dual Wheel Black Nylon Hard Wheel), add \$171 list per 4-leg chair.

Black non-locking dual wheel, 2" diameter hard wheel casters may be specified on the 4-leg guest chair. Please refer to the individual pricing pages for availability. Caster option must be specified at the time of the order and does not change the chair seat height.

Casters - Non-Locking Dual Wheel Black Nylon Soft Wheel (Set of 4)

\$171 / chair

Specify code **CAS59** (Casters - Dual Wheel Black Nylon soft Wheel), add \$171 list per 4-leg chair.

Black non-locking dual wheel, 2" diameter soft wheel casters may be specified on the 4-leg guest chair. Please refer to the individual pricing pages for availability. Caster option must be specified at the time of the order and does not change the chair seat height.

Chair Link - Quanta Max

\$32 / chair

Specify code **ACLHD** (Chair Link - Quanta Max) add \$32 list per chair

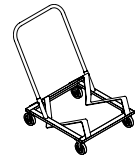


Link will ship installed on chair when specified on order.

Chair Trolley - Quanta Max

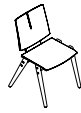
\$906 / each

Specify code **ACTHD** (Chair Trolley - Quanta Max), add \$906 list each



STACKING INFORMATION - QUANTA MAX QUANTA MAX SLED BASE CHAIRS STACK 20 HIGH ON THE TROLLEY (10 IF SEATS ARE UPHOLSTERED) AND 10 HIGH ON THE FLOOR (6 IF SEATS ARE UPHOLSTERED). 4-LEG GUEST CHAIRS (WITH OR WITHOUT CASTERS) STACK 20 HIGH ON THE TROLLEY (10 IF SEATS ARE UPHOLSTERED). GUEST CHAIRS WITHOUT CASTERS STACK 10 HIGH ON THE FLOOR (6 IF SEATS ARE UPHOLSTERED). GUEST CHAIRS WITH CASTERS STACK 6 HIGH ON THE FLOOR (4 IF SEATS ARE UPHOLSTERED).

Quanta Max
4-Leg Wood Base
Poly Shell





VERSTEEL

Questions?

800 876 2120

material / fabric grade >

	Description	Model#	Product Wt	Dimensions		Poly	2/COM	3	4	5	6
	4-Leg Base Armless Shell: Poly	QUHDWDL-07	19	Overall Height: 31 ⁵ / ₁₆ " Overall Width: 20 ³ / ₁₆ " Overall Depth: 20 ¹ / ₄ "	Seat Height: 18 ¹ / ₂ " Seat Width: 17 ³ / ₈ " Seat Depth: 16"	690					
	4-Leg Base Armless Shell: Poly Seat: Upholstered Pad	QUHDWDL-04	19	Overall Height: 31 ⁵ / ₁₆ " Overall Width: 20 ³ / ₁₆ " Overall Depth: 20 ¹ / ₄ "	Seat Height: 18 ¹ / ₂ " Seat Width: 17 ³ / ₈ " Seat Depth: 16"		830	871	913	953	996

COM Yardage
Refer to page 295..

To Order, Specify...

- 1 Model Number
- 2 Shell Color/Finish
- 3 Frame Color
- 4 Upholstery Selection
- 5 Frame Options



Description	Model#	Product Wt	Dimensions	material / fabric grade >						
				Ply	2/COM	3	4	5	6	
 4-Leg Base Armless Shell: Ply	QUPYWDL-07	15	Overall Height: 31 ⁵ / ₁₆ " Overall Width: 20 ⁹ / ₁₆ " Overall Depth: 20 ³ / ₄ " Seat Height: 18 ¹ / ₂ " Seat Width: 17 ³ / ₈ " Seat Depth: 16"	809						
 4-Leg Base Armless Shell: Ply Seat: Upholstered Pad	QUPYWDL-04	15	Overall Height: 31 ⁵ / ₁₆ " Overall Width: 20 ⁹ / ₁₆ " Overall Depth: 20 ³ / ₄ " Seat Height: 18 ¹ / ₂ " Seat Width: 17 ³ / ₈ " Seat Depth: 16"		886	976	1064	1154	1242	

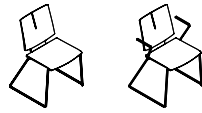
COM Yardage
Refer to page 295.

Finish Options	Price
Powder Coat - Standard	n/c
Powder Coat - Premium	\$ 165

Custom Charges	Code	Price
Powder Coat Alternative (per color)	OPA	call
Poly Shell Alternative (per color)	OPS	call
Stain Finish Match (per finish)	OSM	\$ 996

Quanta Max

Sled Chair
Poly Shell

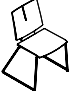
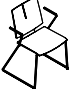




VERSTEEL

Questions?

800 876 2120

material / fabric grade >

	Description	Model#	Product Wt	Dimensions		Poly	2/COM	3	4	5	6
	Sled Base Armless Shell: Poly	QUHDS-07	16	Overall Height: 32 $\frac{1}{2}$ " Overall Width: 21" Overall Depth: 20"	Seat Height: 18 $\frac{1}{2}$ " Seat Width: 17" Seat Depth: 16 $\frac{1}{2}$ "	422					
	Sled Base Arms Shell: Poly Armcaps: Poly	QUHDSA-08	18	Overall Height: 32 $\frac{1}{2}$ " Overall Width: 22" Overall Depth: 20"	Seat Height: 18 $\frac{1}{2}$ " Seat Width: 17" Seat Depth: 16" Arm Height: 25"	477					
	Sled Base Armless Shell: Poly Seat: Upholstered Pad	QUHDS-04	16	Overall Height: 32 $\frac{1}{2}$ " Overall Width: 21" Overall Depth: 20"	Seat Height: 18 $\frac{1}{2}$ " Seat Width: 17" Seat Depth: 16 $\frac{1}{2}$ "		512	601	689	777	867
	Sled Base Arms Shell: Poly Seat: Upholstered Pad Armcaps: Poly	QUHDSA-06	18	Overall Height: 32 $\frac{1}{2}$ " Overall Width: 22" Overall Depth: 20"	Seat Height: 18 $\frac{1}{2}$ " Seat Width: 17" Seat Depth: 16" Arm Height: 25"		565	656	744	835	921

Stacking

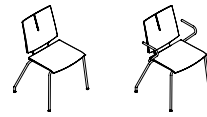
Refer to page 286.

COM Yardage





Refer to page 295.

To Order, Specify...

- 1 Model Number
- 2 Shell Color/Finish
- 3 Frame Color
- 4 Upholstery Selection
- 5 Frame Options



Quickship Program Product

Description	Model#	Product Wt	Dimensions	material / fabric grade >						
				Poly	2/COM	3	4	5	6	
 <p>4-Leg Base Armless Shell: Poly</p>	QUHDL-07	16	Overall Height: 32½" Overall Width: 21½" Overall Depth: 20½"	Seat Height: 18½" Seat Width: 17½" Seat Depth: 16½"	422					
 <p>4-Leg Base Arms Shell: Poly Armcaps: None</p>	QUHDLA-08	18	Overall Height: 32½" Overall Width: 22½" Overall Depth: 20½"	Seat Height: 18½" Seat Width: 17½" Seat Depth: 16½" Arm Height: 25¾"	477					
 <p>4-Leg Base Armless Shell: Poly Seat: Upholstered Pad</p>	QUHDL-04	16	Overall Height: 32½" Overall Width: 21½" Overall Depth: 20½"	Seat Height: 18½" Seat Width: 17½" Seat Depth: 16½"		512	601	689	777	867
 <p>4-Leg Base Arms Shell: Poly Seat: Upholstered Pad Armcaps: None</p>	QUHDLA-06	18	Overall Height: 32½" Overall Width: 22½" Overall Depth: 20½"	Seat Height: 18½" Seat Width: 17½" Seat Depth: 16½" Arm Height: 25¾"		565	656	744	835	921

Stacking
Refer to page 286.

COM Yardage
Refer to page 295.


Finish Options	Price
Chrome	\$ 165
Nickel.....	\$ 223
Powder Coat - Standard.....	n/c
Powder Coat - Premium.....	\$ 165

Frame Options	Code	Price
Hard Surface Glides - Nylon (set of 4).....	GLD30	\$ 23
Hard Surface Glides - Felt (set of 4).....	GLD31	\$ 23
Casters - Dual Wheel Black Nylon		
Hard Wheel (set of 4).....	CAS63	\$ 171
Casters - Dual Wheel Black Nylon		
Soft Wheel (set of 4).....	CAS59	\$ 171

Accessories	Code	Price
Chair Trolley.....	ACTHD	\$ 906

Custom Charges		
Powder Coat Alternative (per color)	OPA	call
Poly Shell Alternative (per color)	OPS	call

Quanta Max
Sled Chair
Ply Shell







VERSTEEL

Questions?

800 876 2120

material / fabric grade >


	Description	Model#	Product Wt	Dimensions		Ply	2/COM	3	4	5	6
	Sled Base Armless Shell: Ply	QUPYS-07	16	Overall Height: 32 $\frac{1}{2}$ " Overall Width: 21" Overall Depth: 20 $\frac{1}{2}$ "	Seat Height: 18 $\frac{1}{2}$ " Seat Width: 17" Seat Depth: 16 $\frac{1}{2}$ "	656					
	Sled Base Arms Shell: Ply Armcaps: Wood	QUPYSA-08	18	Overall Height: 32 $\frac{1}{2}$ " Overall Width: 22" Overall Depth: 20 $\frac{1}{2}$ "	Seat Height: 18 $\frac{1}{2}$ " Seat Width: 17" Seat Depth: 16" Arm Height: 25"	837					
	Sled Base Armless Shell: Ply Seat: Upholstered Pad	QUPYS-04	16	Overall Height: 32 $\frac{1}{2}$ " Overall Width: 21" Overall Depth: 20 $\frac{1}{2}$ "	Seat Height: 18 $\frac{1}{2}$ " Seat Width: 17" Seat Depth: 16 $\frac{1}{2}$ "		746	835	921	1012	1101
	Sled Base Arms Shell: Ply Seat: Upholstered Pad Armcaps: Wood	QUPYSA-06	18	Overall Height: 32 $\frac{1}{2}$ " Overall Width: 22" Overall Depth: 20 $\frac{1}{2}$ "	Seat Height: 18 $\frac{1}{2}$ " Seat Width: 17" Seat Depth: 16" Arm Height: 25"		926	1016	1035	1192	1281





Stacking
Refer to page 286.

COM Yardage
Refer to page 295.

To Order, Specify...

- 1 Model Number
- 2 Shell Color/Finish
- 3 Frame Color
- 4 Upholstery Selection
- 5 Frame Options



Description	Model#	Product Wt	Dimensions	material / fabric grade >					
				Ply	2/COM	3	4	5	6
 4-Leg Base Armless Shell: Ply	QUPYL-07	16	Overall Height: 32½" Overall Width: 21½" Overall Depth: 20½" Seat Height: 18½" Seat Width: 17½" Seat Depth: 16½"	656					
 4-Leg Base Arms Shell: Ply Armcaps: None	QUPYLA-08	18	Overall Height: 32½" Overall Width: 22¾" Overall Depth: 20½" Seat Height: 18½" Seat Width: 17½" Seat Depth: 16½" Arm Height: 25¾"	837					
 4-Leg Base Armless Shell: Ply Seat: Upholstered Pad	QUPYL-04	16	Overall Height: 32½" Overall Width: 21½" Overall Depth: 20½" Seat Height: 18½" Seat Width: 17½" Seat Depth: 16½"		746	835	921	1012	1101
 4-Leg Base Arms Shell: Ply Seat: Upholstered Pad Armcaps: None	QUPYLA-06	18	Overall Height: 32½" Overall Width: 22¾" Overall Depth: 20½" Seat Height: 18½" Seat Width: 17½" Seat Depth: 16½" Arm Height: 25¾"		926	1016	1035	1192	1281

Stacking
Refer to page 286.

COM Yardage
Refer to page 295.

Finish Options	Price
Chrome	\$ 165
Nickel.....	\$ 223
Powder Coat - Standard.....	n/c
Powder Coat - Premium.....	\$ 165

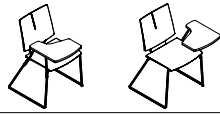
Frame Options	Code	Price
Hard Surface Glides - Nylon (set of 4).....	GLD30	\$ 23
Hard Surface Glides - Felt (set of 4).....	GLD31	\$ 23
Casters - Dual Wheel Black Nylon		
Hard Wheel (set of 4).....	CAS63	\$ 171
Casters - Dual Wheel Black Nylon		
Soft Wheel (set of 4).....	CAS59	\$ 171

Accessories	Code	Price
Chair Trolley.....	ACTHD	\$ 906

Custom Charges		
Powder Coat Alternative (per color)	OPA	call
Stain Finish Match (per finish).....	OSM	\$ 996

Quanta Max

Sled Chair Retractable Tablet Arm
Poly Shell







VERSTEEL

Questions?

800 876 2120

material / fabric grade >

						Poly	2/COM	3	4	5	6
		Description	Model#	Product Wt	Dimensions						
		Sled Base Tablet Right Shell: Poly	QUHDS-07RTBR	25	Overall Height: 32½" Overall Width: 23½" Overall Depth: 28½" Seat Height: 18½" Seat Width: 17½" Seat Depth: 16½" Arm Height: 25¾"	663					
		Sled Base Tablet Left Shell: Poly	QUHDS-07RTBL	25	Overall Height: 32½" Overall Width: 23½" Overall Depth: 28½" Seat Height: 18½" Seat Width: 17½" Seat Depth: 16½" Arm Height: 25¾"	663					
		Sled Base Tablet Right Shell: Poly Seat: Upholstered Pad	QUHDS-04RTBR	25	Overall Height: 32½" Overall Width: 23½" Overall Depth: 28½" Seat Height: 18½" Seat Width: 17½" Seat Depth: 16½" Arm Height: 25¾"		753	843	931	1021	1106
		Sled Base Tablet Left Shell: Poly Seat: Upholstered Pad	QUHDS-04RTBL	25	Overall Height: 32½" Overall Width: 23½" Overall Depth: 28½" Seat Height: 18½" Seat Width: 17½" Seat Depth: 16½" Arm Height: 25¾"		753	843	931	1021	1106

Tablet Dimensions
15¾" d x 14¾" w x ¾" thick

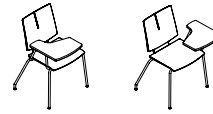
Tablet is available in black only.





Tablet Material
¾" Black Europly with a Black painted edge.

COM Yardage
Refer to page 295.

To Order, Specify...

- ① Model Number
- ② Shell Color/Finish
- ③ Frame Color
- ④ Upholstery Selection
- ⑤ Frame Options



Description	Model#	Product Wt	Dimensions	material / fabric grade >					
				Poly	2/COM	3	4	5	6
 4-Leg Base Tablet Right Shell: Poly	QUHDL-07RTBR	25	Overall Height: 32½" Overall Width: 24" Overall Depth: 28½" Seat Height: 18½" Seat Width: 17½" Seat Depth: 16½" Arm Height: 25¾"	663					
 4-Leg Base Tablet Left Shell: Poly	QUHDL-07RTBL	25	Overall Height: 32½" Overall Width: 24" Overall Depth: 28½" Seat Height: 18½" Seat Width: 17½" Seat Depth: 16½" Arm Height: 25¾"	663					
 4-Leg Base Tablet Right Shell: Poly Seat: Upholstered Pad	QUHDL-04RTBR	25	Overall Height: 32½" Overall Width: 24" Overall Depth: 28½" Seat Height: 18½" Seat Width: 17½" Seat Depth: 16½" Arm Height: 25¾"		753	843	931	1021	1106
 4-Leg Base Tablet Left Shell: Poly Seat: Upholstered Pad	QUHDL-04RTBL	25	Overall Height: 32½" Overall Width: 24" Overall Depth: 28½" Seat Height: 18½" Seat Width: 17½" Seat Depth: 16½" Arm Height: 25¾"		753	843	931	1021	1106

Tablet Dimensions
15¾" d x 14¾" w x ¾" thick
Tablet is available in black only.

Tablet Material
¾" Black Europly with a Black painted edge.

COM Yardage
Refer to page 295.

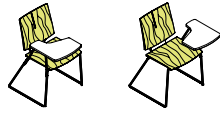
Finish Options	Price
Chrome	\$ 165
Nickel	\$ 223
Powder Coat - Standard	n/c
Powder Coat - Premium	\$ 165

Frame Options	Code	Price
Hard Surface Glides - Nylon (set of 4)	GLD30	\$ 23
Hard Surface Glides - Felt (set of 4)	GLD31	\$ 23

Custom Charges	Code	Price
Powder Coat Alternative (per color)	OPA	call
Poly Shell Alternative (per color)	OPS	call

Quanta Max

Sled Chair Retractable Tablet Arm
Ply Shell







VERSTEEL

Questions?

800 876 2120

material / fabric grade >

	Description	Model#	Product Wt	Dimensions		Ply	2/COM	3	4	5	6
	Sled Base Tablet Right Shell: Ply	QUPYS-07RTBR	25	Overall Height: 32 $\frac{5}{8}$ " Overall Width: 23 $\frac{1}{2}$ " Overall Depth: 28 $\frac{1}{2}$ "	Seat Height: 18 $\frac{1}{2}$ " Seat Width: 17 $\frac{5}{8}$ " Seat Depth: 16 $\frac{1}{2}$ " Arm Height: 25 $\frac{3}{4}$ "	895					
	Sled Base Tablet Left Shell: Ply	QUPYS-07RTBL	25	Overall Height: 32 $\frac{5}{8}$ " Overall Width: 23 $\frac{1}{2}$ " Overall Depth: 28 $\frac{1}{2}$ "	Seat Height: 18 $\frac{1}{2}$ " Seat Width: 17 $\frac{5}{8}$ " Seat Depth: 16 $\frac{1}{2}$ " Arm Height: 25 $\frac{3}{4}$ "	895					
	Sled Base Tablet Right Shell: Ply Seat: Upholstered Pad	QUPYS-04RTBR	25	Overall Height: 32 $\frac{5}{8}$ " Overall Width: 23 $\frac{1}{2}$ " Overall Depth: 28 $\frac{1}{2}$ "	Seat Height: 18 $\frac{1}{2}$ " Seat Width: 17 $\frac{5}{8}$ " Seat Depth: 16 $\frac{1}{2}$ " Arm Height: 25 $\frac{3}{4}$ "		987	1075	1164	1253	1341
	Sled Base Tablet Left Shell: Ply Seat: Upholstered Pad	QUPYS-04RTBL	25	Overall Height: 32 $\frac{5}{8}$ " Overall Width: 23 $\frac{1}{2}$ " Overall Depth: 28 $\frac{1}{2}$ "	Seat Height: 18 $\frac{1}{2}$ " Seat Width: 17 $\frac{5}{8}$ " Seat Depth: 16 $\frac{1}{2}$ " Arm Height: 25 $\frac{3}{4}$ "		987	1075	1164	1253	1341

Tablet Dimensions
15 $\frac{3}{4}$ " d x 14 $\frac{3}{4}$ " w x $\frac{3}{4}$ " thick

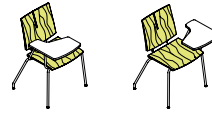
Tablet is available in black only.





Tablet Material
 $\frac{5}{8}$ " Black Europly with a Black painted edge.

COM Yardage
Refer to page 295.

To Order, Specify...

- 1 Model Number
- 2 Shell Color/Finish
- 3 Frame Color
- 4 Upholstery Selection
- 5 Frame Options



Description	Model#	Product Wt	Dimensions	material / fabric grade >						
				Ply	2/COM	3	4	5	6	
 4-Leg Base Tablet Right Shell: Ply	QUPYL-07RTBR	25	Overall Height: 32 $\frac{1}{2}$ " Overall Width: 24" Overall Depth: 28 $\frac{1}{2}$ "	Seat Height: 18 $\frac{1}{2}$ " Seat Width: 17 $\frac{3}{8}$ " Seat Depth: 16 $\frac{1}{2}$ " Arm Height: 25 $\frac{3}{4}$ "	895					
 4-Leg Base Tablet Left Shell: Ply	QUPYL-07RTBL	25	Overall Height: 32 $\frac{1}{2}$ " Overall Width: 24" Overall Depth: 28 $\frac{1}{2}$ "	Seat Height: 18 $\frac{1}{2}$ " Seat Width: 17 $\frac{3}{8}$ " Seat Depth: 16 $\frac{1}{2}$ " Arm Height: 25 $\frac{3}{4}$ "	895					
 4-Leg Base Tablet Right Shell: Ply Seat: Upholstered Pad	QUPYL-04RTBR	25	Overall Height: 32 $\frac{1}{2}$ " Overall Width: 24" Overall Depth: 28 $\frac{1}{2}$ "	Seat Height: 18 $\frac{1}{2}$ " Seat Width: 17 $\frac{3}{8}$ " Seat Depth: 16 $\frac{1}{2}$ " Arm Height: 25 $\frac{3}{4}$ "		987	1075	1164	1253	1341
 4-Leg Base Tablet Left Shell: Ply Seat: Upholstered Pad	QUPYL-04RTBL	25	Overall Height: 32 $\frac{1}{2}$ " Overall Width: 24" Overall Depth: 28 $\frac{1}{2}$ "	Seat Height: 18 $\frac{1}{2}$ " Seat Width: 17 $\frac{3}{8}$ " Seat Depth: 16 $\frac{1}{2}$ " Arm Height: 25 $\frac{3}{4}$ "		987	1075	1164	1253	1341

Tablet Dimensions
15 $\frac{1}{2}$ "d x 14 $\frac{3}{4}$ "w x $\frac{3}{4}$ " thick

Tablet is available in black only.

Tablet Material
 $\frac{5}{8}$ " Black Europly with a Black painted edge.

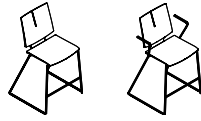
COM Yardage
Refer to page 295.

Finish Options	Price
Chrome	\$ 165
Nickel.....	\$ 223
Powder Coat - Standard.....	n/c
Powder Coat - Premium.....	\$ 165

Frame Options	Code	Price
Hard Surface Glides - Nylon (set of 4).....	GLD30	\$ 23
Hard Surface Glides - Felt (set of 4).....	GLD31	\$ 23

Custom Charges	Code	Price
Powder Coat Alternative (per color)	OPA	call
Stain Finish Match (per finish).....	OSM	\$ 996

Quanta Max
Sled Stool - 24"
Poly Shell

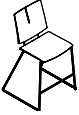
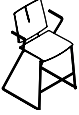




VERSTEEL

Questions?

800 876 2120

material / fabric grade >

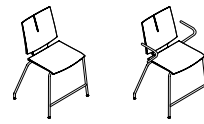
	Description	Model#	Product Wt	Dimensions		Poly	2/COM	3	4	5	6
	Sled Base Armless 24" Seat Height Shell: Poly	QUHDS-07S24	19	Overall Height: 39½" Overall Width: 22¾" Overall Depth: 20½" Seat Height: 24¼" Seat Width: 17¾" Seat Depth: 16½"		553					
	Sled Base Arms 24" Seat Height Shell: Poly Armcaps: Poly	QUHDSA-08S24	21	Overall Height: 39½" Overall Width: 22¾" Overall Depth: 20½" Seat Height: 24¼" Seat Width: 17¾" Seat Depth: 16½" Arm Height: 32"		719					
	Sled Base Armless 24" Seat Height Shell: Poly Seat: Upholstered Pad	QUHDS-04S24	19	Overall Height: 39½" Overall Width: 22¾" Overall Depth: 20½" Seat Height: 24¼" Seat Width: 17¾" Seat Depth: 16½"			628	705	784	861	938
	Sled Base Arms 24" Seat Height Shell: Poly Seat: Upholstered Pad Armcaps: Poly	QUHDSA-06S24	21	Overall Height: 39½" Overall Width: 22¾" Overall Depth: 20½" Seat Height: 24¼" Seat Width: 17¾" Seat Depth: 16½" Arm Height: 32"			797	874	951	1028	1105





33" - 38" table heights
are recommended for
use with 24" stool

COM Yardage
Refer to page 295.

To Order, Specify...

- 1 Model Number
- 2 Shell Color/Finish
- 3 Frame Color
- 4 Upholstery Selection
- 5 Frame Options



Description	Model#	Product Wt	Dimensions	material / fabric grade >					
				Poly	2/COM	3	4	5	6
 4-Leg Base Armless 24" Seat Height Shell: Poly	QUHDL-07S24	19	Overall Height: 39" Overall Width: 22 3/8" Overall Depth: 20 3/4" Seat Height: 24 1/2" Seat Width: 17 3/8" Seat Depth: 16 1/2"	553					
 4-Leg Base Arms 24" Seat Height Shell: Poly Armcaps: None	QUHDLA-08S24	21	Overall Height: 39" Overall Width: 22 3/8" Overall Depth: 20 3/4" Seat Height: 24 1/2" Seat Width: 17 3/8" Seat Depth: 16 1/2" Arm Height: 31 3/4"	719					
 4-Leg Base Armless 24" Seat Height Shell: Poly Seat: Upholstered Pad	QUHDL-04S24	19	Overall Height: 39" Overall Width: 22 3/8" Overall Depth: 20 3/4" Seat Height: 24 1/2" Seat Width: 17 3/8" Seat Depth: 16 1/2"		628	705	784	861	938
 4-Leg Base Arms 24" Seat Height Shell: Poly Seat: Upholstered Pad Armcaps: None	QUHDLA-06S24	21	Overall Height: 39" Overall Width: 22 3/8" Overall Depth: 20 3/4" Seat Height: 24 1/2" Seat Width: 17 3/8" Seat Depth: 16 1/2" Arm Height: 31 3/4"		797	874	951	1028	1105

33" - 38" table heights are recommended for use with 24" stool


COM Yardage Refer to page 295.

Finish Options	Price
Chrome	\$ 165
Nickel	\$ 223
Powder Coat - Standard	n/c
Powder Coat - Premium	\$ 165

Frame Options	Code	Price
Hard Surface Glides - Nylon (set of 4)	GLD30	\$ 23
Hard Surface Glides - Felt (set of 4)	GLD31	\$ 23

Custom Charges	Code	Price
Powder Coat Alternative (per color)	OPA	call
Poly Shell Alternative (per color)	OPS	call

Quanta Max
Sled Stool - 24"
Ply Shell







VERSTEEL

Questions?

800 876 2120

material / fabric grade >


	Description	Model#	Product Wt	Dimensions		Ply	2/COM	3	4	5	6
	Sled Base Armless 24" Seat Height Shell: Ply	QUPYS-07S24	19	Overall Height: 39½" Overall Width: 22¾" Overall Depth: 20½" Seat Height: 24¼" Seat Width: 17¾" Seat Depth: 16½"		786					
	Sled Base Arms 24" Seat Height Shell: Ply Armcaps: Wood	QUPYSA-08S24	21	Overall Height: 39½" Overall Width: 22¾" Overall Depth: 20½" Seat Height: 24¼" Seat Width: 17¾" Seat Depth: 16½" Arm Height: 32"		1078					
	Sled Base Armless 24" Seat Height Shell: Ply Seat: Upholstered Pad	QUPYS-04S24	19	Overall Height: 39½" Overall Width: 22¾" Overall Depth: 20½" Seat Height: 24¼" Seat Width: 17¾" Seat Depth: 16½"			862	940	1016	1095	1173
	Sled Base Arms 24" Seat Height Shell: Ply Seat: Upholstered Pad Armcaps: Wood	QUPYSA-06S24	21	Overall Height: 39½" Overall Width: 22¾" Overall Depth: 20½" Seat Height: 24¼" Seat Width: 17¾" Seat Depth: 16½" Arm Height: 32"			1156	1235	1310	1388	1466





33" - 38" table heights are recommended for use with 24" stool

COM Yardage
Refer to page 295.

To Order, Specify...

- 1 Model Number
- 2 Shell Color/Finish
- 3 Frame Color
- 4 Upholstery Selection
- 5 Frame Options



Description	Model#	Product Wt	Dimensions	material / fabric grade >					
				Ply	2/COM	3	4	5	6
 4-Leg Base Armless 24" Seat Height Shell: Ply	QUPYL-07S24	19	Overall Height: 39" Overall Width: 22 5/8" Overall Depth: 20 3/4" Seat Height: 24 1/2" Seat Width: 17 3/8" Seat Depth: 16 1/2"	786					
 4-Leg Base Arms 24" Seat Height Shell: Ply Armcaps: None	QUPYLA-08S24	21	Overall Height: 39" Overall Width: 22 5/8" Overall Depth: 20 3/4" Seat Height: 24 1/2" Seat Width: 17 3/8" Seat Depth: 16 1/2" Arm Height: 31 3/4"	1078					
 4-Leg Base Armless 24" Seat Height Shell: Ply Seat: Upholstered Pad	QUPYL-04S24	19	Overall Height: 39" Overall Width: 22 5/8" Overall Depth: 20 3/4" Seat Height: 24 1/2" Seat Width: 17 3/8" Seat Depth: 16 1/2"		862	940	1016	1095	1173
 4-Leg Base Arms 24" Seat Height Shell: Ply Seat: Upholstered Pad Armcaps: None	QUPYLA-06S24	21	Overall Height: 39" Overall Width: 22 5/8" Overall Depth: 20 3/4" Seat Height: 24 1/2" Seat Width: 17 3/8" Seat Depth: 16 1/2" Arm Height: 31 3/4"		1156	1235	1310	1388	1466


33" - 38" table heights are recommended for use with 24" stool

COM Yardage Refer to page 295.

Finish Options	Price
Chrome	\$ 165
Nickel.....	\$ 223
Powder Coat - Standard.....	n/c
Powder Coat - Premium.....	\$ 165





Frame Options	Code	Price
Hard Surface Glides - Nylon (set of 4).....	GLD30	\$ 23
Hard Surface Glides - Felt (set of 4).....	GLD31	\$ 23

Custom Charges	Code	Price
Powder Coat Alternative (per color)	OPA	call
Stain Finish Match (per finish).....	OSM	\$ 996

Quanta MaxSled Stool (Mid Back) - 24"
Ply Shell**VERSTEEL****Questions?**

800 876 2120

material / fabric grade >

	Description	Model#	Product Wt	Dimensions		Ply	2/COM	3	4	5	6
	Sled Base Armless Mid Back 24" Seat Height Shell: Ply	QUPYS-07S24M	19	Overall Height: 36½" Overall Width: 22¼" Overall Depth: 20½" Seat Height: 24¼" Seat Width: 17¼" Seat Depth: 16½"		786					
	Sled Base Arms Mid Back 24" Seat Height Shell: Ply Armcaps: Wood	QUPYSA-08S24M	21	Overall Height: 36½" Overall Width: 22¼" Overall Depth: 20½" Seat Height: 24¼" Seat Width: 17¼" Seat Depth: 16½" Arm Height: 32"		1078					
	Sled Base Armless Mid Back 24" Seat Height Shell: Ply Seat: Upholstered Pad	QUPYS-04S24M	19	Overall Height: 36½" Overall Width: 22¼" Overall Depth: 20½" Seat Height: 24¼" Seat Width: 17¼" Seat Depth: 16½"			862	940	1016	1095	1173
	Sled Base Arms Mid Back 24" Seat Height Shell: Ply Seat: Upholstered Pad Armcaps: Wood	QUPYSA-06S24M	21	Overall Height: 36½" Overall Width: 22¼" Overall Depth: 20½" Seat Height: 24¼" Seat Width: 17¼" Seat Depth: 16½" Arm Height: 32"			1156	1235	1310	1388	1466





33" - 38" table heights
are recommended for
use with 24" stool

COM Yardage
Refer to page 295.

To Order, Specify...

- 1 Model Number
- 2 Shell Color/Finish
- 3 Frame Color
- 4 Upholstery Selection
- 5 Frame Options



Description	Model#	Product Wt	Dimensions	material / fabric grade >						
				Ply	2/COM	3	4	5	6	
 <p>4-Leg Base Armless Mid Back 24" Seat Height Shell: Ply</p>	QUPYL-07S24M	19	Overall Height: 36¼" Overall Width: 22¾" Overall Depth: 20¾"	Seat Height: 24½" Seat Width: 17¾" Seat Depth: 16½"	786					
 <p>4-Leg Base Arms Mid Back 24" Seat Height Shell: Ply Armcaps: None</p>	QUPYLA-08S24M	21	Overall Height: 36¼" Overall Width: 22¾" Overall Depth: 20¾"	Seat Height: 24½" Seat Width: 17¾" Seat Depth: 16½" Arm Height: 31¾"	1078					
 <p>4-Leg Base Armless Mid Back 24" Seat Height Shell: Ply Seat: Upholstered Pad</p>	QUPYL-04S24M	19	Overall Height: 36¼" Overall Width: 22¾" Overall Depth: 20¾"	Seat Height: 24½" Seat Width: 17¾" Seat Depth: 16½"		862	940	1016	1095	1173
 <p>4-Leg Base Arms Mid Back 24" Seat Height Shell: Ply Seat: Upholstered Pad Armcaps: None</p>	QUPYLA-06S24M	21	Overall Height: 36¼" Overall Width: 22¾" Overall Depth: 20¾"	Seat Height: 24½" Seat Width: 17¾" Seat Depth: 16½" Arm Height: 31¾"		1156	1235	1310	1388	1466

33" - 38" table heights are recommended for use with 24" stool

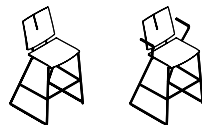
COM Yardage Refer to page 295.

Finish Options	Price
Chrome	\$ 165
Nickel.....	\$ 223
Powder Coat - Standard.....	n/c
Powder Coat - Premium.....	\$ 165

Frame Options	Code	Price
Hard Surface Glides - Nylon (set of 4).....	GLD30	\$ 23
Hard Surface Glides - Felt (set of 4).....	GLD31	\$ 23

Custom Charges	Code	Price
Powder Coat Alternative (per color)	OPA	call
Stain Finish Match (per finish).....	OSM	\$ 996

Quanta Max
Sled Stool - 29"
Poly Shell



VERSTEEL

Questions?

800 876 2120

material / fabric grade >

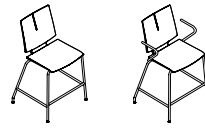
	Description	Model#	Product Wt	Dimensions		Poly	2/COM	3	4	5	6
	Sled Base Armless 29" Seat Height Shell: Poly	QUHDS-07S29	19	Overall Height: 44½" Overall Width: 23¾" Overall Depth: 21"	Seat Height: 29¼" Seat Width: 17¾" Seat Depth: 16½"	553					
	Sled Base Arms 29" Seat Height Shell: Poly Armcaps: Poly	QUHDSA-08S29	21	Overall Height: 44½" Overall Width: 23¾" Overall Depth: 21"	Seat Height: 29¼" Seat Width: 17¾" Seat Depth: 16½" Arm Height: 37¾/16	719					
	Sled Base Armless 29" Seat Height Shell: Poly Seat: Upholstered Pad	QUHDS-04S29	19	Overall Height: 44½" Overall Width: 23¾" Overall Depth: 21"	Seat Height: 29¼" Seat Width: 17¾" Seat Depth: 16½"		628	705	784	861	938
	Sled Base Arms 29" Seat Height Shell: Poly Seat: Upholstered Pad Armcaps: Poly	QUHDSA-06S29	21	Overall Height: 44½" Overall Width: 23¾" Overall Depth: 21"	Seat Height: 29¼" Seat Width: 17¾" Seat Depth: 16½" Arm Height: 37¾/16		797	874	951	1028	1105





38" - 42" table heights are recommended for use with 29" stool

COM Yardage
Refer to page 295.

To Order, Specify...

- 1 Model Number
- 2 Shell Color/Finish
- 3 Frame Color
- 4 Upholstery Selection
- 5 Frame Options



Description	Model#	Product Wt	Dimensions	material / fabric grade >					
				Poly	2/COM	3	4	5	6
 <p>4-Leg Base Armless 29" Seat Height Shell: Poly</p>	QUHDL-07S29	19	Overall Height: 43¾" Overall Width: 23" Overall Depth: 21" Seat Height: 30" Seat Width: 17¾" Seat Depth: 16½"	553					
 <p>4-Leg Base Arms 29" Seat Height Shell: Poly Armcaps: None</p>	QUHDLA-08S29	21	Overall Height: 43¾" Overall Width: 23" Overall Depth: 21" Seat Height: 30" Seat Width: 17¾" Seat Depth: 16½" Arm Height: 36½"	719					
 <p>4-Leg Base Armless 29" Seat Height Shell: Poly Seat: Upholstered Pad</p>	QUHDL-04S29	19	Overall Height: 43¾" Overall Width: 23" Overall Depth: 21" Seat Height: 30" Seat Width: 17¾" Seat Depth: 16½"		628	705	784	861	938
 <p>4-Leg Base Arms 29" Seat Height Shell: Poly Seat: Upholstered Pad Armcaps: None</p>	QUHDLA-06S29	21	Overall Height: 43¾" Overall Width: 23" Overall Depth: 21" Seat Height: 30" Seat Width: 17¾" Seat Depth: 16½" Arm Height: 36½"		797	874	951	1028	1105

38" - 42" table heights are recommended for use with 29" stool


COM Yardage Refer to page 295.

Finish Options	Price
Chrome	\$ 165
Nickel	\$ 223
Powder Coat - Standard	n/c
Powder Coat - Premium	\$ 165

Frame Options	Code	Price
Hard Surface Glides - Nylon (set of 4)	GLD30	\$ 23
Hard Surface Glides - Felt (set of 4)	GLD31	\$ 23

Custom Charges	Code	Price
Powder Coat Alternative (per color)	OPA	call
Poly Shell Alternative (per color)	OPS	call

Quanta Max
Sled Stool - 29"
Ply Shell







VERSTEEL

Questions?

800 876 2120

material / fabric grade >


	Description	Model#	Product Wt	Dimensions		Ply	2/COM	3	4	5	6
	Sled Base Armless 29" Seat Height Shell: Ply	QUPYS-07S29	19	Overall Height: 44½" Overall Width: 23¾" Overall Depth: 21"	Seat Height: 29¼" Seat Width: 17¾" Seat Depth: 16½"	786					
	Sled Base Arms 29" Seat Height Shell: Ply Armcaps: Wood	QUPYSA-08S29	21	Overall Height: 44½" Overall Width: 23¾" Overall Depth: 21"	Seat Height: 29¼" Seat Width: 17¾" Seat Depth: 16½" Arm Height: 37¾/16	1078					
	Sled Base Armless 29" Seat Height Shell: Ply Seat: Upholstered Pad	QUPYS-04S29	19	Overall Height: 44½" Overall Width: 23¾" Overall Depth: 21"	Seat Height: 29¼" Seat Width: 17¾" Seat Depth: 16½"		862	940	1016	1095	1173
	Sled Base Arms 29" Seat Height Shell: Ply Seat: Upholstered Pad Armcaps: Wood	QUPYSA-06S29	21	Overall Height: 44½" Overall Width: 23¾" Overall Depth: 21"	Seat Height: 29¼" Seat Width: 17¾" Seat Depth: 16½" Arm Height: 37¾/16		1156	1235	1310	1388	1466





38" - 42" table heights are recommended for use with 29" stool

COM Yardage
Refer to page 295.

To Order, Specify...

- 1 Model Number
- 2 Shell Color/Finish
- 3 Frame Color
- 4 Upholstery Selection
- 5 Frame Options



Description	Model#	Product Wt	Dimensions	material / fabric grade >					
				Ply	2/COM	3	4	5	6
 4-Leg Base Armless 29" Seat Height Shell: Ply	QPYL-07S29	19	Overall Height: 43¾" Overall Width: 23" Overall Depth: 21" Seat Height: 30" Seat Width: 17¾" Seat Depth: 16½"	786					
 4-Leg Base Arms 29" Seat Height Shell: Ply Armcaps: None	QPYLA-08S29	21	Overall Height: 43¾" Overall Width: 23" Overall Depth: 21" Seat Height: 30" Seat Width: 17¾" Seat Depth: 16½" Arm Height: 36½"	1078					
 4-Leg Base Armless 29" Seat Height Shell: Ply Seat: Upholstered Pad	QPYL-04S29	19	Overall Height: 43¾" Overall Width: 23" Overall Depth: 21" Seat Height: 30" Seat Width: 17¾" Seat Depth: 16½"		862	940	1016	1095	1173
 4-Leg Base Arms 29" Seat Height Shell: Ply Seat: Upholstered Pad Armcaps: None	QPYLA-06S29	21	Overall Height: 43¾" Overall Width: 23" Overall Depth: 21" Seat Height: 30" Seat Width: 17¾" Seat Depth: 16½" Arm Height: 36½"		1156	1235	1310	1388	1466


38" - 42" table heights are recommended for use with 29" stool

COM Yardage Refer to page 295.

Finish Options	Price
Chrome	\$ 165
Nickel.....	\$ 223
Powder Coat - Standard.....	n/c
Powder Coat - Premium.....	\$ 165





Frame Options	Code	Price
Hard Surface Glides - Nylon (set of 4).....	GLD30	\$ 23
Hard Surface Glides - Felt (set of 4).....	GLD31	\$ 23

Custom Charges	Code	Price
Powder Coat Alternative (per color)	OPA	call
Stain Finish Match (per finish).....	OSM	\$ 996

Quanta MaxSled Stool (Mid Back) - 29"
Ply Shell**VERSTEEL****Questions?**

800 876 2120

material / fabric grade >


	Description	Model#	Product Wt	Dimensions		Ply	2/COM	3	4	5	6
	Sled Base Armless Mid Back 29" Seat Height Shell: Ply	QUPYS-07S29M	19	Overall Height: 41½" Overall Width: 23¾" Overall Depth: 21"	Seat Height: 29¼" Seat Width: 17¾" Seat Depth: 16½"	786					
	Sled Base Arms Mid Back 29" Seat Height Shell: Ply Armcaps: Wood	QUPYSA-08S29M	21	Overall Height: 41½" Overall Width: 23¾" Overall Depth: 21"	Seat Height: 29¼" Seat Width: 17¾" Seat Depth: 16½" Arm Height: 37¾/16	1078					
	Sled Base Armless Mid Back 29" Seat Height Shell: Ply Seat: Upholstered Pad	QUPYS-04S29	19	Overall Height: 41½" Overall Width: 23¾" Overall Depth: 21"	Seat Height: 29¼" Seat Width: 17¾" Seat Depth: 16½"		862	940	1016	1095	1173
	Sled Base Arms Mid Back 29" Seat Height Shell: Ply Seat: Upholstered Pad Armcaps: Wood	QUPYSA-06S29	21	Overall Height: 41½" Overall Width: 23¾" Overall Depth: 21"	Seat Height: 29¼" Seat Width: 17¾" Seat Depth: 16½" Arm Height: 37¾/16		1156	1235	1310	1388	1466





38" - 42" table heights
are recommended for
use with 29" stool

COM Yardage
Refer to page 295.

To Order, Specify...

- ① Model Number
- ② Shell Color/Finish
- ③ Frame Color
- ④ Upholstery Selection
- ⑤ Frame Options



Description	Model#	Product Wt	Dimensions	material / fabric grade >						
				Ply	2/COM	3	4	5	6	
 4-Leg Base Armless Mid Back 29" Seat Height Shell: Ply	QUPYL-07S29M	19	Overall Height: 41¼" Overall Width: 25½" Overall Depth: 25½"	Seat Height: 22" - 32" Seat Width: 18½" Seat Depth: 18" Seat to Footrest: 14½"	786					
 4-Leg Base Arms Mid Back 29" Seat Height Shell: Ply Armcaps: None	QUPYLA-08S29M	21	Overall Height: 41¼" Overall Width: 25½" Overall Depth: 25½"	Seat Height: 22" - 32" Seat Width: 18½" Seat Depth: 18" Seat to Footrest: 14½"	1078					
 4-Leg Base Armless Mid Back 29" Seat Height Shell: Ply Seat: Upholstered Pad	QUPYL-04S29M	19	Overall Height: 41¼" Overall Width: 25½" Overall Depth: 25½"	Seat Height: 22" - 32" Seat Width: 18½" Seat Depth: 18" Seat to Footrest: 14½"		862	940	1016	1095	1173
 4-Leg Base Arms Mid Back 29" Seat Height Shell: Ply Seat: Upholstered Pad Armcaps: None	QUPYLA-06S29M	21	Overall Height: 41¼" Overall Width: 26½" Overall Depth: 25½" Arm Height: 39"	Seat Height: 22 - 32" Seat Width: 18½" Seat Depth: 18" Between Arms: 23" Seat to Footrest: 14½"		1156	1235	1310	1388	1466

38" - 42" table heights are recommended for use with 29" stool

COM Yardage Refer to page 295.


Finish Options	Price
Chrome	\$ 165
Nickel	\$ 223
Powder Coat - Standard	n/c
Powder Coat - Premium	\$ 165

Frame Options	Code	Price
Hard Surface Glides - Nylon (set of 4)	GLD30	\$ 23
Hard Surface Glides - Felt (set of 4)	GLD31	\$ 23

Custom Charges	Code	Price
Powder Coat Alternative (per color)	OPA	call
Stain Finish Match (per finish)	OSM	\$ 996

Quanta Max

Swivel Base Chair
Poly Shell









VERSTEEL

Questions?

800 876 2120

material / fabric grade >


	Description	Model#	Product Wt	Dimensions		Poly	2/COM	3	4	5	6
	Swivel Armless Shell: Poly	QUHDRS-07	23	Overall Height: 30½" Overall Width: 22¼" Overall Depth: 20¾"	Seat Height: 17½"-22½" Seat Width: 17¾" Seat Depth: 16½"	727					
	Swivel Arms (Tube Stock) Shell: Poly Armcaps: None	QUHDRST-08	24	Overall Height: 30½" Overall Width: 27" Overall Depth: 20¾"	Seat Height: 17½"-22½" Seat Width: 17¾" Seat Depth: 16½"	811					
	Swivel Arms (Bar Stock) Shell: Poly Armcaps: Poly	QUHDRSA-08	24	Overall Height: 30½" Overall Width: 27" Overall Depth: 20¾"	Seat Height: 17½"-22½" Seat Width: 17¾" Seat Depth: 16½"	961					
	Swivel Armless Shell: Poly Seat: Upholstered Pad	QUHDRS-04	23	Overall Height: 30½" Overall Width: 22¼" Overall Depth: 20¾"	Seat Height: 17½"-22½" Seat Width: 17¾" Seat Depth: 16½"		953	1029	1106	1184	1263
	Swivel Arms (Tube Stock) Shell: Poly Seat: Upholstered Pad Armcaps: None	QUHDRST-06	24	Overall Height: 30½" Overall Width: 27" Overall Depth: 20¾"	Seat Height: 17½"-22½" Seat Width: 17¾" Seat Depth: 16½"		1011	1089	1165	1243	1322
	Swivel Arms (Bar Stock) Shell: Poly Seat: Upholstered Pad Armcaps: Poly	QUHDRSA-06	24	Overall Height: 30½" Overall Width: 27" Overall Depth: 20¾"	Seat Height: 17½"-22½" Seat Width: 17¾" Seat Depth: 16½"		1153	1231	1308	1386	1461







COM Yardage

Refer to page 295.

To Order, Specify...

- 1 Model Number
- 2 Shell Color/Finish
- 3 Frame Color
- 4 Swivel Base Color
- 5 Upholstery Selection
- 6 Frame Options



Description	Model#	Product Wt	Dimensions	material / fabric grade >	Ply	2/COM	3	4	5	6	
						Swivel Armless Shell: Ply	QUPYRS-07	23	Overall Height: 30½" Overall Width: 22¼" Overall Depth: 20¾"	Seat Height: 17½-22½" Seat Width: 17¾" Seat Depth: 16½"	962
	Swivel Arms (Tube Stock) Shell: Ply Armcaps: None	QUPYRST-08	24	Overall Height: 30½" Overall Width: 27" Overall Depth: 20¾"	Seat Height: 17½-22½" Seat Width: 17¾" Seat Depth: 16½"	1045					
	Swivel Arms (Bar Stock) Shell: Ply Armcaps: Wood	QUPYRSA-08	24	Overall Height: 30½" Overall Width: 27" Overall Depth: 20¾"	Seat Height: 17½-22½" Seat Width: 17¾" Seat Depth: 16½"	1321					
	Swivel Armless Shell: Ply Seat: Upholstered Pad	QUPYRS-04	23	Overall Height: 30½" Overall Width: 22¼" Overall Depth: 20¾"	Seat Height: 17½-22½" Seat Width: 17¾" Seat Depth: 16½"		1187	1264	1341	1419	1499
	Swivel Arms (Tube Stock) Shell: Ply Seat: Upholstered Pad Armcaps: None	QUPYRST-06	24	Overall Height: 30½" Overall Width: 27" Overall Depth: 20¾"	Seat Height: 17½-22½" Seat Width: 17¾" Seat Depth: 16½"		1244	1323	1399	1477	1554
	Swivel Arms (Bar Stock) Shell: Ply Seat: Upholstered Pad Armcaps: Wood	QUPYRSA-06	24	Overall Height: 30½" Overall Width: 27" Overall Depth: 20¾"	Seat Height: 17½-22½" Seat Width: 17¾" Seat Depth: 16½"		1513	1589	1667	1745	1822

COM Yardage
Refer to page 295.

Finish Options	Price
Chrome	\$ 165
Nickel.....	\$ 223
Powder Coat - Standard.....	n/c
Powder Coat - Premium.....	\$ 165

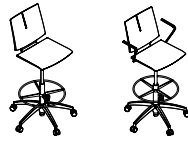
Swivel Base Options	Code	Price
Brushed Aluminum.....		n/c
Polished Aluminum.....		n/c
Powder Coat - Standard.....		n/c
Powder Coat - Premium.....		\$ 165

TRANSPARENT AND PLATINUM POWDER COAT NOT AVAILABLE

Custom Charges	Code	Price
Powder Coat Alternative (per color)	OPA	call
Poly Shell Alternative (per color)	OPS	call
Stain Finish Match (per finish).....	OSM	\$ 996

Frame Options	Code	Price
Casters - Dual Wheel Black Nylon		
Hard Wheel (set of 4).....	CAS6I	n/c

Quanta Max
Swivel Base Stool
Poly Shell









VERSTEEL

Questions?

800 876 2120

material / fabric grade >

		Product		material / fabric grade >		Poly	2/COM	3	4	5	6
Description		Model#	Wt	Dimensions (at highest cylinder height)							
	Swivel Armless Shell: Poly	QUHDRS-07S	25	Overall Height: 46½" Overall Width: 23¾" Overall Depth: 23"	Seat Height: 23½"-33½" Seat Width: 17¾" Seat Depth: 16½"	894					
	Swivel Arms (Tube Stock) Shell: Poly Armcaps: None	QUHDRST-08S	26	Overall Height: 46½" Overall Width: 23¾" Overall Depth: 23"	Seat Height: 23½"-33½" Seat Width: 17¾" Seat Depth: 16½" Arm Height: 41⅜"	979					
	Swivel Arms (Bar Stock) Shell: Poly Armcaps: Poly	QUHDRSA-08S	26	Overall Height: 46½" Overall Width: 23¾" Overall Depth: 23"	Seat Height: 23½"-33½" Seat Width: 17¾" Seat Depth: 16½" Arm Height: 41⅜"	1101					
	Swivel Armless Shell: Poly Seat: Upholstered Pad	QUHDRS-04S	25	Overall Height: 46½" Overall Width: 23¾" Overall Depth: 23"	Seat Height: 23½"-33½" Seat Width: 17¾" Seat Depth: 16½"		1122	1201	1277	1351	1429
	Swivel Arms (Tube Stock) Shell: Poly Seat: Upholstered Pad Armcaps: None	QUHDRST-06S	26	Overall Height: 46½" Overall Width: 23¾" Overall Depth: 23"	Seat Height: 23½"-33½" Seat Width: 17¾" Seat Depth: 16½" Arm Height: 41⅜"		1180	1256	1334	1412	1489
	Swivel Arms (Bar Stock) Shell: Poly Seat: Upholstered Pad Armcaps: Poly	QUHDRSA-06S	26	Overall Height: 46½" Overall Width: 23¾" Overall Depth: 23"	Seat Height: 23½"-33½" Seat Width: 17¾" Seat Depth: 16½" Arm Height: 41⅜"		1296	1373	1451	1529	1607







Footring available in
Chrome only

COM Yardage
Refer to page 295.

To Order, Specify...

- ① Model Number
- ② Shell Color/Finish
- ③ Frame Color
- ④ Swivel Base Color
- ⑤ Upholstery Selection
- ⑥ Frame Options



Description	Model#	Product Wt	Dimensions	material / fabric grade >						
				Ply	2/COM	3	4	5	6	
 Swivel Armless Shell: Ply	QUPYRS-07S	25	Overall Height: 46½" Overall Width: 23¾" Overall Depth: 23"	Seat Height: 23½-33½" Seat Width: 17¾" Seat Depth: 16½"	1128					
 Swivel Arms (Tube Stock) Shell: Ply Armcaps: None	QUPYRST-08S	26	Overall Height: 46½" Overall Width: 23¾" Overall Depth: 23"	Seat Height: 23½-33½" Seat Width: 17¾" Seat Depth: 16½" Arm Height: 41⅞"	1213					
 Swivel Arms (Bar Stock) Shell: Ply Armcaps: Wood	QUPYRSA-08S	26	Overall Height: 46½" Overall Width: 23¾" Overall Depth: 23"	Seat Height: 23½-33½" Seat Width: 17¾" Seat Depth: 16½" Arm Height: 41⅞"	1460					
 Swivel Armless Shell: Ply Seat: Upholstered Pad	QUPYRS-04S	25	Overall Height: 46½" Overall Width: 23¾" Overall Depth: 23"	Seat Height: 23½-33½" Seat Width: 17¾" Seat Depth: 16½"		1356	1433	1511	1586	1663
 Swivel Arms (Tube Stock) Shell: Ply Seat: Upholstered Pad Armcaps: None	QUPYRST-06S	26	Overall Height: 46½" Overall Width: 23¾" Overall Depth: 23"	Seat Height: 23½-33½" Seat Width: 17¾" Seat Depth: 16½" Arm Height: 41⅞"		1413	1490	1568	1646	1723
 Swivel Arms (Bar Stock) Shell: Ply Seat: Upholstered Pad Armcaps: Wood	QUPYRSA-06S	26	Overall Height: 46½" Overall Width: 23¾" Overall Depth: 23"	Seat Height: 23½-33½" Seat Width: 17¾" Seat Depth: 16½" Arm Height: 41⅞"		1657	1731	1810	1888	1966

Footring available in
Chrome only

COM Yardage
Refer to page 295.

Finish Options	Price
Chrome	\$ 165
Nickel	\$ 223
Powder Coat - Standard	n/c
Powder Coat - Premium	\$ 165

Swivel Base Options	Code	Price
Brushed Aluminum		n/c
Polished Aluminum		n/c
Powder Coat - Standard		n/c
Powder Coat - Premium		\$ 165

TRANSPARENT AND PLATINUM POWDER COAT NOT AVAILABLE

Custom Charges	Code	Price
Powder Coat Alternative (per color)	OPA	call
Poly Shell Alternative (per color)	OPS	call
Stain Finish Match (per finish)	OSM	\$ 996

Frame Options	Code	Price
Casters - Dual Wheel Black Nylon		
Hard Wheel (set of 4)	CAS6I	n/c

Quanta Max

Swivel Base Stool (Mid Back)
Ply Shell









VERSTEEL

Questions?

800 876 2120

material / fabric grade >

	Description	Model#	Product Wt	Dimensions (at highest cylinder height)		Poly	2/COM	3	4	5	6
	Swivel Armless Shell: Ply	QUPYRS-07SM	25	Overall Height: 43½" Overall Width: 23¾" Overall Depth: 23"	Seat Height: 23½"-33½" Seat Width: 17¾" Seat Depth: 16½"	1128					
	Swivel Arms (Tube Stock) Shell: Ply Armcaps: None	QUPYRST-08SM	26	Overall Height: 43½" Overall Width: 23¾" Overall Depth: 23"	Seat Height: 23½"-33½" Seat Width: 17¾" Seat Depth: 16½" Arm Height: 41⅜"	1213					
	Swivel Arms (Bar Stock) Shell: Ply Armcaps: Wood	QUPYRSA-08SM	26	Overall Height: 43½" Overall Width: 23¾" Overall Depth: 23"	Seat Height: 23½"-33½" Seat Width: 17¾" Seat Depth: 16½" Arm Height: 41⅜"	1460					
	Swivel Armless Shell: Ply Seat: Upholstered Pad	QUPYRS-04SM	25	Overall Height: 43½" Overall Width: 23¾" Overall Depth: 23"	Seat Height: 23½"-33½" Seat Width: 17¾" Seat Depth: 16½"		1356	1433	1511	1586	1663
	Swivel Arms (Tube Stock) Shell: Ply Seat: Upholstered Pad Armcaps: None	QUPYRST-06SM	26	Overall Height: 43½" Overall Width: 23¾" Overall Depth: 23"	Seat Height: 23½"-33½" Seat Width: 17¾" Seat Depth: 16½" Arm Height: 41⅜"		1413	1490	1568	1646	1723
	Swivel Arms (Bar Stock) Shell: Ply Seat: Upholstered Pad Armcaps: Wood	QUPYRSA-06SM	26	Overall Height: 43½" Overall Width: 23¾" Overall Depth: 23"	Seat Height: 23½"-33½" Seat Width: 17¾" Seat Depth: 16½" Arm Height: 41⅜"		1657	1731	1810	1888	1966

Footring available in
Chrome only

COM Yardage
Refer to page 295.

To Order, Specify...

- 1 Model Number
- 2 Shell Color/Finish
- 3 Frame Color
- 4 Swivel Base Color
- 5 Upholstery Selection
- 6 Frame Options

Finish Options

	Price
Chrome	\$ 165
Nickel.....	\$ 223
Powder Coat - Standard	n/c
Powder Coat - Premium.....	\$ 165

Swivel Base Options

	Code	Price
Brushed Aluminum.....		n/c
Polished Aluminum.....		n/c
Powder Coat - Standard		n/c
Powder Coat - Premium.....		\$ 165

TRANSPARENT AND PLATINUM POWDER COAT NOT AVAILABLE

Frame Options

Casters - Dual Wheel Black Nylon		
Hard Wheel (set of 4).....	CAS61	n/c

Custom Charges

	Code	Price
Powder Coat Alternative (per color)	OPA	call
Poly Shell Alternative (per color)	OPS	call
Stain Finish Match (per finish).....	OSM	\$ 996

Quanta Max
Poly Beam
Armless



VERSTEEL








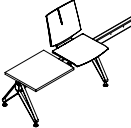


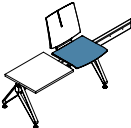

Questions?

800 876 2120

top >
edge >

edge ordering code >

edge ordering code >


	Laminate PVC	Laminate Wood	Veneer Wood
	Flat  LPIS	Flat  LWIS	Flat  VWIS
	Fluted  LPFIS	Fluted  LWFIS	Fluted  VWFIS
Description	Model#	Product Wt	Grade
 Standard Frame 4-Leg Base Armless 1 Seat, 1 Top Right Shell: Poly	QUHDBL2-07 3	59	Poly
 Corner Table Frame 4-Leg Base Armless 1 Seat, 1 Top Right with Corner Table Left Shell: Poly	QUHDBL2-07 3L	66	Poly
 Corner Table Ordered Separately	AQUHDBL3 2939RE	22	
 Standard Frame 4-Leg Base Armless 1 Seat, 1 Top Right Shell: Poly Seat: Upholstered Pad	QUHDBL2-04 3	58	2/COM 3 4 5 6
 Corner Table Frame 4-Leg Base Armless 1 Seat, 1 Top Right with Corner Table Left Shell: Poly Seat: Upholstered Pad	QUHDBL2-04 3L	69	2/COM 3 4 5 6
 Corner Table Ordered Separately	AQUHDBL3 2939RE	22	
			1514
			1853
			2441
			1675
			2015
			2606
			973
			1603
			2398
			1746
			2086
			2675
			1784
			2125
			2714
			1824
			2164
			2752
			1856
			2197
			2785
			1895
			2233
			2824
			1908
			2247
			2836
			1947
			2285
			2877
			1985
			2325
			2916
			2017
			2355
			2946
			2056
			2395
			2984
			973
			1603
			2398








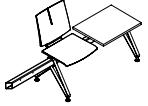
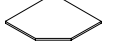

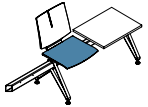
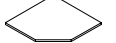
COM Yardage
Refer to page 295.

For model numbers that have a corner table option, the corner table must be purchased separately.
Refer to pages 291 to 293 for dimensions.

To Order, Specify...

- 1 Model Number
- 2 Shell Color
- 3 Leg Color
- 4 Upholstery Selection
- 5 Top Material
- 6 Edge Detail and Color



Description	Model#	Product Wt	Grade	top > edge >				
				Laminate PVC	Laminate Wood	Veneer Wood		
	Standard Frame 4-Leg Base Armless 1 Seat, 1 Top Left Shell: Poly	QUHDBL2-071	55	Poly	edge ordering code >	Flat  LPIS	Flat  LWIS	Flat  VWIS
					edge ordering code >	Fluted  LPFIS	Fluted  LWFIS	Fluted  VWFIS
	Corner Table Frame 4-Leg Base Armless 1 Seat, 1 Top Left with Corner Table Right Shell: Poly	QUHDBL2-071R	66	Poly		1675	2015	2606
	Corner Table Ordered Separately	AQUHDBL3 2939RE	22			973	1603	2398
	Standard Frame 4-Leg Base Armless 1 Seat, 1 Top Left Shell: Poly Seat: Upholstered Pad	QUHDBL2-041	58	2/COM	1746	2086	2675	
				3	1784	2125	2714	
				4	1824	2164	2752	
				5	1856	2197	2785	
				6	1895	2233	2824	
	Corner Table Frame 4-Leg Base Armless 1 Seat, 1 Top Left with Corner Table Right Shell: Poly Seat: Upholstered Pad	QUHDBL2-041R	69	2/COM	1908	2247	2836	
				3	1947	2285	2877	
				4	1985	2325	2916	
				5	2017	2355	2946	
				6	2056	2395	2984	
	Corner Table Ordered Separately	AQUHDBL3 2939RE	22		973	1603	2398	

COM Yardage
Refer to page 295.

For model numbers that have a corner table option, the corner table must be purchased separately.
Refer to pages 291 to 293 for dimensions.

Finish Options	Price
Chrome	\$ 165
Nickel	\$ 223
Powder Coat - Standard	n/c
Powder Coat - Premium	\$ 165

TRANSPARENT AND PLATINUM POWDER COAT NOT AVAILABLE
BEAM WILL ALWAYS BE BLACK

Wire Management Options	Code	Price
Wire Management Beam (per beam)	WHDS	\$ 256

Power and Data Options
Please reference the Power + Data Price List

Custom Charges	Code	Price
Powder Coat Alternative (per color)	OPA	call
Poly Shell Alternative (per color)	OPS	call

Quanta Max
Poly Beam
Arms



VERSTEEL







Questions?





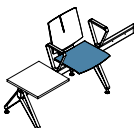

800 876 2120

top >
edge >

edge ordering code >

edge ordering code >

	Laminate PVC	Laminate Wood	Veneer Wood
	Flat  LPIS	Flat  LWIS	Flat  VWIS
	Fluted  LPFIS	Fluted  LWFIS	Fluted  VWFIS
	1774	2111	2700
	1933	2272	2860
	973	1603	2398
	2007	2344	2935
	2044	2381	2973
	2082	2423	3011
	2114	2455	3041
	2153	2493	3082
	2166	2506	3096
	2205	2543	3134
	2244	2583	3175
	2275	2615	3205
	2314	2652	3242
	973	1603	2398

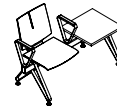
	Description	Model#	Product Wt	Grade
	Standard Frame 4-Leg Base with Arms 1 Seat, 1 Top Right Shell: Poly	QUHDBL2AA-07 3	65	Poly
	Corner Table Frame 4-Leg Base with Arms 1 Seat, 1 Top Right with Corner Table Left Shell: Poly	QUHDBL2AA-07 3L	73	Poly
	Corner Table Ordered Separately	AQUHDBL3 2634RE	18	
	Standard Frame 4-Leg Base with Arms 1 Seat, 1 Top Right Shell: Poly Seat: Upholstered Pad	QUHDBL2AA-04 3	67	2/COM 3 4 5 6
	Corner Table Frame 4-Leg Base with Arms 1 Seat, 1 Top Right with Corner Table Left Shell: Poly Seat: Upholstered Pad	QUHDBL2AA-04 3L	76	2/COM 3 4 5 6
	Corner Table Ordered Separately	AQUHDBL3 2634RE	18	

COM Yardage
Refer to page 295.

For model numbers that have a corner table option, the corner table must be purchased separately.
Refer to pages 291 to 293 for dimensions.

To Order, Specify...

- 1 Model Number
- 2 Shell Color
- 3 Leg Color
- 4 Upholstery Selection
- 5 Top Material
- 6 Edge Detail and Color



Description	Model#	Product Wt	Grade	top > edge >		
				Laminate PVC	Laminate Wood	Veneer Wood
				edge ordering code >		
				Flat	Flat	Flat
				LP1S	LW1S	VW1S
				Fluted	Fluted	Fluted
				LPF1S	LWF1S	VWF1S
Standard Frame 4-Leg Base with Arms 1 Seat, 1 Top Left Shell: Poly	QUHDBL2AA-071	65	Poly	1774	2111	2700
Corner Table Frame 4-Leg Base with Arms 1 Seat, 1 Top Left with Corner Table Right Shell: Poly	QUHDBL2AA-07 IR	73	Poly	1933	2272	2860
Corner Table Ordered Separately	AQUHDBL3 2634RE	18		973	1603	2398
Standard Frame 4-Leg Base with Arms 1 Seat, 1 Top Left Shell: Poly Seat: Upholstered Pad	QUHDBL2AA-04 1	67	2/COM	2007	2344	2935
			3	2044	2381	2973
			4	2082	2423	3011
			5	2114	2455	3041
			6	2153	2493	3082
Corner Table Frame 4-Leg Base with Arms 1 Seat, 1 Top Left with Corner Table Right Shell: Poly Seat: Upholstered Pad	QUHDBL2AA-04 IR	78	2/COM	2166	2506	3096
			3	2205	2543	3134
			4	2244	2583	3175
			5	2275	2615	3205
			6	2314	2652	3242
Corner Table Ordered Separately	AQUHDBL3 2634RE	18		973	1603	2398

COM Yardage
Refer to page 295.

For model numbers that have a corner table option, the corner table must be purchased separately.
Refer to pages 291 to 293 for dimensions.

Finish Options	Price
Chrome	\$ 165
Nickel.....	\$ 223
Powder Coat - Standard.....	n/c
Powder Coat - Premium.....	\$ 165

TRANSPARENT AND PLATINUM POWDER COAT NOT AVAILABLE
BEAM WILL ALWAYS BE BLACK

Wire Management Options	Code	Price
Wire Management Beam (per beam)	WHDS	\$ 256

Power and Data Options
Please reference the Power + Data Price List

Custom Charges	Code	Price
Powder Coat Alternative (per color)	OPA	call
Poly Shell Alternative (per color)	OPS	call

Quanta Max
Poly Beam
Arm on One End



VERSTEEL

Questions?

800 876 2120

top >	Laminate PVC	Laminate Wood	Veneer Wood
edge >	Flat	Flat	Flat
edge ordering code >	LPIS	LWIS	VWIS
	Fluted	Fluted	Fluted
edge ordering code >	LPFIS	LWFIS	VWFIS

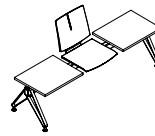
	Description	Model#	Product Wt	Grade			
	Standard Frame 4-Leg Base with Arm 1 Seat, 1 Top Right Shell: Poly	QUHDBL2A-07 3	61	Poly	1644	1982	2573
	Standard Frame 4-Leg Base with Arm 1 Seat, 1 Top Right Shell: Poly Seat: Upholstered Pad	QUHDBL2A-04 3	63	2/COM	1875	2214	2804
				3	1915	2254	2843
				4	1954	2292	2882
				5	1985	2325	2916
				6	2025	2363	2953
	Standard Frame 4-Leg Base with Arm 1 Seat, 1 Top Left Shell: Poly	QUHDBL2A-07 1	61	Poly	1644	1982	2573
	Standard Frame 4-Leg Base with Arm 1 Seat, 1 Top Left Shell: Poly Seat: Upholstered Pad	QUHDBL2A-04 1	67	2/COM	1875	2214	2804
				3	1915	2254	2843
				4	1954	2292	2882
				5	1985	2325	2916
				6	2025	2363	2953

COM Yardage
Refer to page 295.

For model numbers that have a corner table option, the corner table must be purchased separately.
Refer to pages 291 to 293 for dimensions.

To Order, Specify...

- 1 Model Number
- 2 Shell Color
- 3 Leg Color
- 4 Upholstery Selection
- 5 Top Material
- 6 Edge Detail and Color



					top >	Laminate	Laminate	Veneer
					edge >	PVC	Wood	Wood
						Flat	Flat	Flat
					edge ordering code >	LPIS	LWIS	VWIS
						Fluted	Fluted	Fluted
					edge ordering code >	LPFIS	LWFIS	VWFIS
		Description	Model#	Product Wt	Grade			
		Standard Frame 4-Leg Base Armless 2 Tops, 1 Seat Center Shell: Poly	QUHDBL3-07 C	77	Poly	2050	2727	4172
		Standard Frame 4-Leg Base Armless 2 Tops, 1 Seat Center Shell: Poly Seat: Upholstered Pad	QUHDBL3-04 C	79	2/COM	2282	2961	4403
					3	2319	2999	4444
					4	2358	3036	4482
					5	2392	3071	4515
					6	2430	3109	4555

COM Yardage
Refer to page 295.

For model numbers that have a corner table option, the corner table must be purchased separately.
Refer to pages 291 to 293 for dimensions.

Finish Options	Price
Chrome	\$ 165
Nickel.....	\$ 223
Powder Coat - Standard.....	n/c
Powder Coat - Premium.....	\$ 165

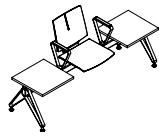
TRANSPARENT AND PLATINUM POWDER COAT NOT AVAILABLE
BEAM WILL ALWAYS BE BLACK

Wire Management Options	Code	Price
Wire Management Beam (per beam)	WHDS	\$ 256

Power and Data Options
Please reference the Power + Data Price List

Custom Charges	Code	Price
Powder Coat Alternative (per color)	OPA	call
Poly Shell Alternative (per color)	OPS	call

Quanta Max
Poly Beam
Arms



VERSTEEL

Questions?

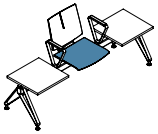
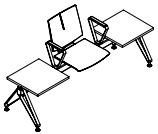
800 876 2120

top >
edge >

edge ordering code >

edge ordering code >

	Laminate PVC	Laminate Wood	Veneer Wood
Flat			
LPIS	LWIS	VWIS	
Fluted			
LPFIS	LWFIS	VWFIS	
Grade			
Poly	2309	2984	4431
2/COM	2541	3217	4665
3	2581	3258	4701
4	2618	3295	4740
5	2650	3325	4772
6	2691	3366	4810




Description	Model#	Product Wt	Grade
Standard Frame 4-Leg Base with Arms 2 Tops, 1 Seat Center Shell: Poly	QUHDBL3AA-07 C	80	Poly
Standard Frame 4-Leg Base with Arms 2 Tops, 1 Seat Center Shell: Poly Seat: Upholstered Pad	QUHDBL3AA-04 C	83	2/COM 3 4 5 6

COM Yardage
Refer to page 295.

For model numbers that have a corner table option, the corner table must be purchased separately.
Refer to pages 291 to 293 for dimensions.

To Order, Specify...

- 1 Model Number
- 2 Shell Color
- 3 Leg Color
- 4 Upholstery Selection
- 5 Top Material
- 6 Edge Detail and Color



Description	Model#	Product Wt	Grade		top > edge >		
					Laminate PVC	Laminate Wood	Veneer Wood
					Flat LP1S	Flat LW1S	Flat VW1S
				edge ordering code >			
					Fluted LPF1S	Fluted LWF1S	Fluted VWF1S
				edge ordering code >	Seats Only (no table)		
Standard Frame 4-Leg Base Armless 2 Seats Shell: Poly	QUHDBL2-07	58	Poly	1484			
Corner Table Frame 4-Leg Base Armless 2 Seats with Corner Table Right Shell: Poly	QUHDBL2-07 R	68	Poly	1644			
Corner Table Ordered Separately	AQUHDBL3 2939RE	22			973	1603	2398
Corner Table Frame 4-Leg Base Armless 2 Seats with Corner Table Right Shell: Poly	QUHDBL2-07 L	68	Poly	1644			
Corner Table Ordered Separately	AQUHDBL3 2939RE	22			973	1603	2398

For model numbers that have a corner table option, the corner table must be purchased separately.
Refer to pages 291 to 293 for dimensions.

Finish Options	Price
Chrome	\$ 165
Nickel.....	\$ 223
Powder Coat - Standard.....	n/c
Powder Coat - Premium.....	\$ 165


TRANSPARENT AND PLATINUM POWDER COAT NOT AVAILABLE
BEAM WILL ALWAYS BE BLACK

Wire Management Options	Code	Price
Wire Management Beam (per beam)	WHDS	\$ 256

Power and Data Options
Please reference the Power + Data Price List

Custom Charges	Code	Price
Powder Coat Alternative (per color)	OPA	call
Poly Shell Alternative (per color)	OPS	call

Quanta Max
Poly Beam
Armless



VERSTEEL

Questions?

800 876 2120

top >
edge >

edge ordering code >

edge ordering code >
Seats Only
(no table)

	Laminate PVC	Laminate Wood	Veneer Wood
	Flat LPIS	Flat LWIS	Flat VWIS
Seats Only (no table)	Fluted LPFIS	Fluted LWFIS	Fluted VWFIS

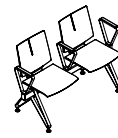
	Description	Model#	Product Wt	Grade			
	Standard Frame	QUHDBL2-04	62	2/COM	1947		
	4-Leg Base Armless			3	2025		
	2 Seats			4	2102		
	Shell: Poly			5	2166		
	Seat: Upholstered Pad			6	2244		
	Corner Table Frame	QUHDBL2-04 R	73	2/COM	2108		
	4-Leg Base Armless			3	2186		
	2 Seats with Corner Table Right			4	2262		
	Shell: Poly			5	2327		
	Seat: Upholstered Pad			6	2405		
	Corner Table	AQUHDBL3 2939RE	22			973	1603 2398
	Ordered Separately						
	Corner Table Frame	QUHDBL2-04 L	73	2/COM	2108		
	4-Leg Base Armless			3	2186		
	2 Seats with Corner Table Left			4	2262		
	Shell: Poly			5	2327		
	Seat: Upholstered Pad			6	2405		
	Corner Table	AQUHDBL3 2939RE	22			973	1603 2398
	Ordered Separately						

COM Yardage
Refer to page 295.

For model numbers that have a corner table option, the corner table must be purchased separately.
Refer to pages 291 to 293 for dimensions.

To Order, Specify...

- 1 Model Number
- 2 Shell Color
- 3 Leg Color
- 4 Upholstery Selection
- 5 Top Material
- 6 Edge Detail and Color



Description	Model#	Product Wt	Grade	top > edge >		
				Laminate PVC	Laminate Wood	Veneer Wood
				Flat LPIS	Flat LWIS	Flat VWIS
				Fluted LPFIS	Fluted LWFIS	Fluted VWFIS
			Seats Only (no table)			
Standard Frame 4-Leg Base with Arms 2 Seats Shell: Poly	QUHDBL2AA-07	71	Poly	1997		
Corner Table Frame 4-Leg Base with Arms 2 Seats with Corner Table Right Shell: Poly	QUHDBL2AA-07 R	80	Poly	2158		
Corner Table Ordered Separately	AQUHDBL3 2634RE	18			973	1603 2398
Corner Table Frame 4-Leg Base with Arms 2 Seats with Corner Table Left Shell: Poly	QUHDBL2AA-07 L	80	Poly	2158		
Corner Table Ordered Separately	AQUHDBL3 2634RE	18			973	1603 2398

edge ordering code >

edge ordering code >

For model numbers that have a corner table option, the corner table must be purchased separately.
Refer to pages 291 to 293 for dimensions.

Finish Options	Price
Chrome	\$ 165
Nickel.....	\$ 223
Powder Coat - Standard.....	n/c
Powder Coat - Premium.....	\$ 165

TRANSPARENT AND PLATINUM POWDER COAT NOT AVAILABLE
BEAM WILL ALWAYS BE BLACK

Wire Management Options	Code	Price
Wire Management Beam (per beam)	WHDS	\$ 256

Power and Data Options
Please reference the Power + Data Price List

Custom Charges	Code	Price
Powder Coat Alternative (per color)	OPA	call
Poly Shell Alternative (per color)	OPS	call

Quanta Max
Poly Beam
Arms on Both Seats



VERSTEEL

Questions?

800 876 2120

top >
edge >

edge ordering code >

edge ordering code >
Seats Only
(no table)

Grade

2336
3 2412
4 2489
5 2553
6 2632

2495
3 2573
4 2650
5 2714
6 2793

973 1603 2398

2495
3 2573
4 2650
5 2714
6 2793

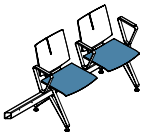
973 1603 2398

Description **Model#** **Product Wt** **Grade**



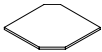
Standard Frame
4-Leg Base with Arms
2 Seats
Shell: Poly
Seat: Upholstered Pad

QUHDBL2AA-04 75



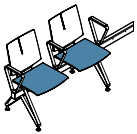
Corner Table Frame
4-Leg Base with Arms
2 Seats with
Corner Table Right
Shell: Poly
Seat: Upholstered Pad

QUHDBL2AA-04 R 84



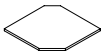
Corner Table
Ordered Separately

AQUHDBL3 2634RE 18



Corner Table Frame
4-Leg Base with Arms
2 Seats with
Corner Table Left
Shell: Poly
Seat: Upholstered Pad

QUHDBL2AA-04 L 84



Corner Table
Ordered Separately

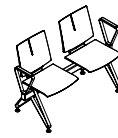
AQUHDBL3 2634RE 18

COM Yardage
Refer to page 295.

For model numbers that have a corner table option, the corner table must be purchased separately.
Refer to pages 291 to 293 for dimensions.

To Order, Specify...

- 1 Model Number
- 2 Shell Color
- 3 Leg Color
- 4 Upholstery Selection
- 5 Top Material
- 6 Edge Detail and Color



					top >	Laminate PVC	Laminate Wood	Veneer Wood	
					edge >		Flat LP1S	Flat LW1S	Flat VW1S
					edge ordering code >				
					edge >	Seats Only (no table)	Fluted LPF1S	Fluted LWF1S	Fluted VWF1S
					edge ordering code >				
Description	Model#	Product Wt	Grade						
 Standard Frame 4-Leg Base with Arms 2 Seats Shell: Poly	QUHDBL2A-07	67	Poly	1745					
 Corner Table Frame 4-Leg Base with Arms 2 Seats with Corner Table Right Shell: Poly	QUHDBL2A-07 R	76	Poly	1906					
 Corner Table Ordered Separately	AQUHDBL3 2634RE	18			973	1603	2398		
 Corner Table Frame 4-Leg Base with Arms 2 Seats with Corner Table Left Shell: Poly	QUHDBL2A-07 L	76	Poly	1906					
 Corner Table Ordered Separately	AQUHDBL3 2634RE	18			973	1603	2398		

For model numbers that have a corner table option, the corner table must be purchased separately.
Refer to pages 291 to 293 for dimensions.

Finish Options	Price
Chrome	\$ 165
Nickel.....	\$ 223
Powder Coat - Standard.....	n/c
Powder Coat - Premium.....	\$ 165

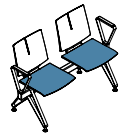
TRANSPARENT AND PLATINUM POWDER COAT NOT AVAILABLE
BEAM WILL ALWAYS BE BLACK

Wire Management Options	Code	Price
Wire Management Beam (per beam)	WHDS	\$ 256

Power and Data Options
Please reference the Power + Data Price List

Custom Charges	Code	Price
Powder Coat Alternative (per color)	OPA	call
Poly Shell Alternative (per color)	OPS	call

Quanta Max
Poly Beam
Arms on Ends



VERSTEEL

Questions?

800 876 2120

top >
edge >

edge ordering code >

edge ordering code >

	Laminate PVC	Laminate Wood	Veneer Wood
	Flat LPIS	Flat LWIS	Flat VWIS
Seats Only (no table)	Fluted LPFIS	Fluted LWFIS	Fluted VWFIS

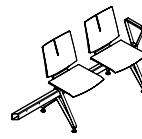
Description	Model#	Product Wt	Grade				
 Standard Frame 4-Leg Base with Arms 2 Seats Shell: Poly Seat: Upholstered Pad	QUHDBL2A-04	72	2/COM	2075			
			3	2153			
			4	2231			
			5	2295			
			6	2375			
 Corner Table Frame 4-Leg Base with Arms 2 Seats with Corner Table Right Shell: Poly Seat: Upholstered Pad	QUHDBL2A-04 R	81	2/COM	2235			
			3	2314			
			4	2392			
			5	2458			
			6	2535			
 Corner Table Sold Separately	AQUHDBL3 2634RE	18			973	1603	2398
 Corner Table Frame 4-Leg Base with Arms 2 Seats with Corner Table Left Shell: Poly Seat: Upholstered Pad	QUHDBL2A-04 L	81	2/COM	2235			
			3	2314			
			4	2392			
			5	2458			
			6	2535			
 Corner Table Sold Separately	AQUHDBL3 2634RE	18			973	1603	2398







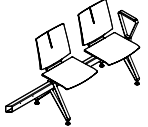
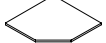
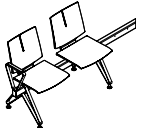
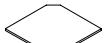

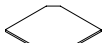
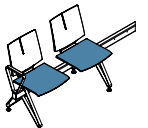

COM Yardage
Refer to page 295.

For model numbers that have a corner table option, the corner table must be purchased separately.
Refer to pages 291 to 293 for dimensions.

To Order, Specify...

- 1 Model Number
- 2 Shell Color
- 3 Leg Color
- 4 Upholstery Selection
- 5 Top Material
- 6 Edge Detail and Color



						top >	Laminate PVC	Laminate Wood	Veneer Wood
						edge >	Flat  LPIS	Flat  LWIS	Flat  VWIS
						edge ordering code >			
						edge >	Fluted  LPFIS	Fluted  LWFIS	Fluted  VWFIS
						edge ordering code >	Seats Only (no table)		
Description	Model#	Product Wt	Grade						
 Corner Table Frame 4-Leg Base with Arm 2 Seats with Corner Table Right Shell: Poly	QUHDBL2AE-07 R	74	Poly		1901				
 Corner Table Ordered Separately	AQUHDBL3 2634RE	18				973	1603	2398	
 Corner Table Frame 4-Leg Base with Arm 2 Seats with Corner Table Left Shell: Poly	QUHDBL2AE-07 L	74	Poly		1901				
 Corner Table Ordered Separately	AQUHDBL3 2634RE	18				973	1603	2398	
 Corner Table Frame 4-Leg Base with Arm 2 Seats with Corner Table Right Shell: Poly Seat: Upholstered Pad	QUHDBL2AE-04 R	78	2/COM	3	1850				
				4	1928				
				5	2007				
				6	2070				
					2148				
 Corner Table Ordered Separately	AQUHDBL3 2634RE	18				973	1603	2398	
 Corner Table Frame 4-Leg Base with Arm 2 Seats with Corner Table Left Shell: Poly Seat: Upholstered Pad	QUHDBL2AE-04 L	78	2/COM	3	1850				
				4	1928				
				5	2007				
				6	2070				
					2148				
 Corner Table Ordered Separately	AQUHDBL3 2634RE	18				973	1603	2398	

COM Yardage
Refer to page 295.

For model numbers that have a corner table option, the corner table must be purchased separately.
Refer to pages 291 to 293 for dimensions.

Finish Options	Price
Chrome	\$ 165
Nickel	\$ 223
Powder Coat - Standard	n/c
Powder Coat - Premium	\$ 165


TRANSPARENT AND PLATINUM POWDER COAT NOT AVAILABLE
BEAM WILL ALWAYS BE BLACK

Wire Management Options	Code	Price
Wire Management Beam (per beam)	WHDS	\$ 256

Power and Data Options
Please reference the Power + Data Price List

Custom Charges	Code	Price
Powder Coat Alternative (per color)	OPA	call
Poly Shell Alternative (per color)	OPS	call

Quanta Max
Poly Beam
Armless



VERSTEEL







Questions?


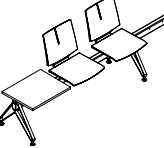




800 876 2120

top >
edge >

edge ordering code >

edge ordering code >

	Laminate PVC	Laminate Wood	Veneer Wood
	Flat  LPIS	Flat  LWIS	Flat  VWIS
	Fluted  LPFIS	Fluted  LWFIS	Fluted  VWFIS
	1947	2285	2877
	2108	2446	3036
	973	1603	2398
	2412 2495 2567 2632 2708	2749 2832 2905 2971 3047	3342 3424 3497 3560 3636
	2573 2650 2727 2793 2869	2911 2988 3064 3131 3207	3503 3579 3658 3720 3799
	973	1603	2398

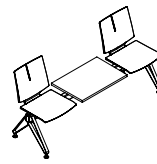
	Description	Model#	Product Wt	Grade
	Standard Frame 4-Leg Base Armless 2 Seats, 1 Top Right Shell: Poly	QUHDBL3-07 3	80	Poly
	Corner Table Frame 4-Leg Base Armless 2 Seats, 1 Top Right with Corner Table Left Shell: Poly	QUHDBL3-07 3L	91	Poly
	Corner Table Ordered Separately	AQUHDBL3 2939RE	22	
	Standard Frame 4-Leg Base Armless 2 Seats, 1 Top Right Shell: Poly Seat: Upholstered Pad	QUHDBL3-04 3	83	2/COM 3 4 5 6
	Corner Table Frame 4-Leg Base Armless 2 Seats, 1 Top Right with Corner Table Left Shell: Poly Seat: Upholstered Pad	QUHDBL3-04 3L	94	2/COM 3 4 5 6
	Corner Table Ordered Separately	AQUHDBL3 2939RE	22	

COM Yardage
Refer to page 295.

For model numbers that have a corner table option, the corner table must be purchased separately.
Refer to pages 291 to 293 for dimensions.

To Order, Specify...

- 1 Model Number
- 2 Shell Color
- 3 Leg Color
- 4 Upholstery Selection
- 5 Top Material
- 6 Edge Detail and Color



Description	Model#	Product Wt	Grade	top > edge >		
				Laminate PVC	Laminate Wood	Veneer Wood
				Flat edge ordering code > LPIS	Flat edge ordering code > LWIS	Flat edge ordering code > VWIS
				Fluted edge ordering code > LPFIS	Fluted edge ordering code > LWFIS	Fluted edge ordering code > VWFIS
Standard Frame 4-Leg Base Armless 2 Seats, 1 Top Center Shell: Poly	QUHDBL3-072	80	Poly	1947	2285	2877
Corner Table Frame 4-Leg Base Armless 2 Seats, 1 Top Center with Corner Table Right Shell: Poly	QUHDBL3-072R	91	Poly	2108	2446	3036
Corner Table Ordered Separately	AQUHDBL3 2939RE	22		973	1603	2398
Corner Table Frame 4-Leg Base Armless 2 Seats, 1 Top Center with Corner Table Left Shell: Poly	QUHDBL3-072L	91	Poly	2108	2446	3036
Corner Table Ordered Separately	AQUHDBL3 2939RE	22		973	1603	2398

For model numbers that have a corner table option, the corner table must be purchased separately.
Refer to pages 291 to 293 for dimensions.

Finish Options	Price
Chrome	\$ 165
Nickel.....	\$ 223
Powder Coat - Standard.....	n/c
Powder Coat - Premium.....	\$ 165

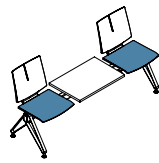
TRANSPARENT AND PLATINUM POWDER COAT NOT AVAILABLE
BEAM WILL ALWAYS BE BLACK

Wire Management Options	Code	Price
Wire Management Beam (per beam)	WHDS	\$ 256

Power and Data Options
Please reference the Power + Data Price List

Custom Charges	Code	Price
Powder Coat Alternative (per color)	OPA	call
Poly Shell Alternative (per color)	OPS	call

Quanta Max
Poly Beam
Armless



VERSTEEL







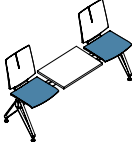
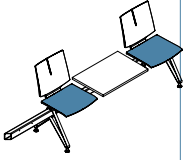
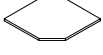
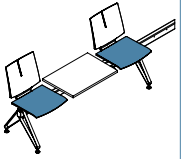
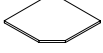
Questions?

800 876 2120

top >
edge >

edge ordering code >

edge ordering code >


	Laminate PVC	Laminate Wood	Veneer Wood			
	Flat 	Flat 	Flat 			
	LPIS	LWIS	VWIS			
	Fluted 	Fluted 	Fluted 			
	LPFIS	LWFIS	VWFIS			
Description	Model#	Product Wt	Grade			
 <p>Standard Frame 4-Leg Base Armless 2 Seats, 1 Top Center Shell: Poly Seat: Upholstered Pad</p>	QUHDBL3-04 2	83	2/COM	2412	2749	3342
			3	2495	2832	3424
			4	2567	2905	3497
			5	2632	2971	3560
			6	2708	3047	3636
 <p>Corner Table Frame 4-Leg Base Armless 2 Seats, 1 Top Center with Corner Table Right Shell: Poly Seat: Upholstered Pad</p>	QUHDBL3-04 2R	94	2/COM	2573	2911	3503
			3	2650	2988	3579
			4	2727	3064	3658
			5	2793	3131	3720
			6	2869	3207	3799
 <p>Corner Table Ordered Separately</p>	AQUHDBL3 2939RE	22		973	1603	2398
 <p>Corner Table Frame 4-Leg Base Armless 2 Seats, 1 Top Center with Corner Table Left Shell: Poly Seat: Upholstered Pad</p>	QUHDBL3-04 2L	94	2/COM	2573	2911	3503
			3	2650	2988	3579
			4	2727	3064	3658
			5	2793	3131	3720
			6	2869	3207	3799
 <p>Corner Table Ordered Separately</p>	AQUHDBL3 2939RE	22		973	1603	2398







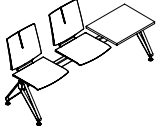


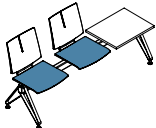
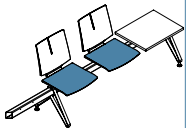

COM Yardage
Refer to page 295.

For model numbers that have a corner table option, the corner table must be purchased separately.
Refer to pages 291 to 293 for dimensions.

To Order, Specify...

- 1 Model Number
- 2 Shell Color
- 3 Leg Color
- 4 Upholstery Selection
- 5 Top Material
- 6 Edge Detail and Color



Description	Model#	Product Wt	Grade	top > edge >		
				Laminate PVC	Laminate Wood	Veneer Wood
				Flat  edge ordering code > LPIS	Flat  edge ordering code > LWIS	Flat  edge ordering code > VWIS
				Fluted  edge ordering code > LPFIS	Fluted  edge ordering code > LWFIS	Fluted  edge ordering code > VWFIS
 Standard Frame 4-Leg Base Armless 2 Seats, 1 Top Left Shell: Poly	QUHDBL3-071	80	Poly	1947	2285	2877
 Corner Table Frame 4-Leg Base Armless 2 Seats, 1 Top Left with Corner Table Right Shell: Poly	QUHDBL3-071R	91	Poly	2108	2446	3036
 Corner Table Ordered Separately	AQUHDBL3 2939RE	22		973	1603	2398
 Standard Frame 4-Leg Base Armless 2 Seats, 1 Top Left Shell: Poly Seat: Upholstered Pad	QUHDBL3-041	83	2/COM 3 4 5 6	2412 2495 2567 2632 2708	2749 2832 2905 2971 3047	3342 3424 3497 3560 3636
 Corner Table Frame 4-Leg Base Armless 2 Seats, 1 Top Left with Corner Table Right Shell: Poly Seat: Upholstered Pad	QUHDBL3-041R	94	2/COM 3 4 5 6	2573 2650 2727 2793 2869	2911 2988 3064 3131 3207	3503 3579 3658 3720 3799
 Corner Table Ordered Separately	AQUHDBL3 2939RE	22		973	1603	2398
COM Yardage Refer to page 295.	For model numbers that have a corner table option, the corner table must be purchased separately. Refer to pages 291 to 293 for dimensions.					

Finish Options	Price
Chrome	\$ 165
Nickel	\$ 223
Powder Coat - Standard	n/c
Powder Coat - Premium	\$ 165


Wire Management Options	Code	Price
Wire Management Beam (per beam)	WHDS	\$ 256

Power and Data Options
Please reference the Power + Data Price List

Custom Charges	Code	Price
Powder Coat Alternative (per color)	OPA	call
Poly Shell Alternative (per color)	OPS	call

TRANSPARENT AND PLATINUM POWDER COAT NOT AVAILABLE
BEAM WILL ALWAYS BE BLACK

Quanta Max
Poly Beam
Arms on Both Seats



VERSTEEL







Questions?


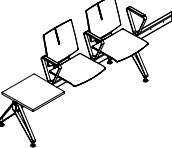


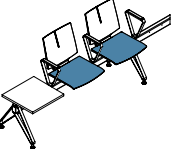

800 876 2120

top >
edge >

edge ordering code >

edge ordering code >

	Laminate PVC	Laminate Wood	Veneer Wood
	Flat  LPIS	Flat  LWIS	Flat  VWIS
	Fluted  LPFIS	Fluted  LWFIS	Fluted  VWFIS
	2462	2801	3393
	2623	2963	3552
	973	1603	2398
	2927	3266	3858
	3003	3344	3934
	3082	3422	4013
	3148	3484	4076
	3226	3564	4154
	3088	3427	4018
	3165	3505	4096
	3242	3582	4172
	3310	3647	4237
	3388	3723	4315
	973	1603	2398

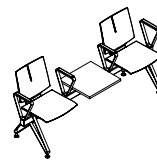
	Description	Model#	Product Wt	Grade
	Standard Frame 4-Leg Base with Arms 2 Seats, 1 Top Right Shell: Poly	QUHDBL3AA-07 3	88	Poly
	Corner Table Frame 4-Leg Base with Arms 2 Seats, 1 Top Right with Corner Table Left Shell: Poly	QUHDBL3AA-07 3L	97	Poly
	Corner Table Ordered Separately	AQUHDBL3 2634RE	18	
	Standard Frame 4-Leg Base with Arms 2 Seats, 1 Top Right Shell: Poly Seat: Upholstered Pad	QUHDBL3AA-04 3	96	2/COM 3 4 5 6
	Corner Table Frame 4-Leg Base with Arms 2 Seats, 1 Top Right with Corner Table Left Shell: Poly Seat: Upholstered Pad	QUHDBL3AA-04 3L	104	2/COM 3 4 5 6
	Corner Table Ordered Separately	AQUHDBL3 2634RE	18	

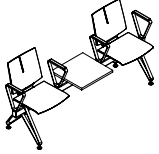
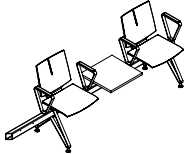
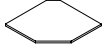

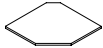
COM Yardage
Refer to page 295.

For model numbers that have a corner table option, the corner table must be purchased separately.
Refer to pages 291 to 293 for dimensions.

To Order, Specify...

- 1 Model Number
- 2 Shell Color
- 3 Leg Color
- 4 Upholstery Selection
- 5 Top Material
- 6 Edge Detail and Color



Description	Model#	Product Wt	Grade	top > edge >		
				Laminate PVC	Laminate Wood	Veneer Wood
 Standard Frame 4-Leg Base with Arms 2 Seats, 1 Top Center Shell: Poly	QUHDBL3AA-07 2	93	Poly	Flat	Flat	Flat
				edge ordering code >	LPIS	LWIS
 Corner Table Frame 4-Leg Base with Arms 2 Seats, 1 Top Center with Corner Table Right Shell: Poly	QUHDBL3AA-07 2R	102	Poly	Fluted	Fluted	Fluted
				edge ordering code >	LPFIS	LWFIS
 Corner Table Ordered Separately	AQUHDBL3 2634RE	18		973	1603	2398
 Corner Table Frame 4-Leg Base with Arms 2 Seats, 1 Top Center with Corner Table Left Shell: Poly	QUHDBL3AA-07 2L	102	Poly	Fluted	Fluted	Fluted
				edge ordering code >	LPFIS	LWFIS
 Corner Table Ordered Separately	AQUHDBL3 2634RE	18		973	1603	2398

For model numbers that have a corner table option, the corner table must be purchased separately.
Refer to pages 291 to 293 for dimensions.

Finish Options	Price
Chrome	\$ 165
Nickel.....	\$ 223
Powder Coat - Standard.....	n/c
Powder Coat - Premium.....	\$ 165

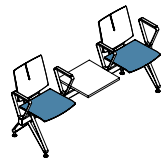
TRANSPARENT AND PLATINUM POWDER COAT NOT AVAILABLE
BEAM WILL ALWAYS BE BLACK

Wire Management Options	Code	Price
Wire Management Beam (per beam)	WHDS	\$ 256

Power and Data Options
Please reference the Power + Data Price List

Custom Charges	Code	Price
Powder Coat Alternative (per color)	OPA	call
Poly Shell Alternative (per color)	OPS	call

Quanta Max
Poly Beam
Arms on Both Seats



VERSTEEL

Questions?
800 876 2120

top >	Laminate PVC	Laminate Wood	Veneer Wood
edge >	Flat	Flat	Flat
edge ordering code >	LPIS	LWIS	VWIS
	Fluted	Fluted	Fluted
edge ordering code >	LPFIS	LWFIS	VWFIS

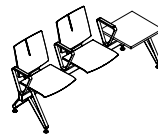
	Description	Model#	Product Wt	Grade			
	Standard Frame	QUHDBL3AA-04 2	98	2/COM	2927	3266	3858
	4-Leg Base with Arms			3	3003	3344	3934
	2 Seats, 1 Top Center			4	3082	3422	4013
	Shell: Poly			5	3148	3484	4076
	Seat: Upholstered Pad			6	3226	3564	4154
	Corner Table Frame	QUHDBL3AA-04 2R	106	2/COM	3088	3427	4018
	4-Leg Base with Arms			3	3165	3505	4096
	2 Seats, 1 Top Center with Corner Table Right			4	3242	3582	4172
	Shell: Poly			5	3310	3647	4237
	Seat: Upholstered Pad			6	3388	3723	4315
	Corner Table	AQUHDBL3 2634RE	18		973	1603	2398
	Ordered Separately						
	Corner Table Frame	QUHDBL3AA-04 2L	106	2/COM	3088	3427	4018
	4-Leg Base with Arms			3	3165	3505	4096
	2 Seats, 1 Top Center with Corner Table Left			4	3242	3582	4172
	Shell: Poly			5	3310	3647	4237
	Seat: Upholstered Pad			6	3388	3723	4315
	Corner Table	AQUHDBL3 2634RE	18		973	1603	2398
	Ordered Separately						

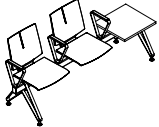
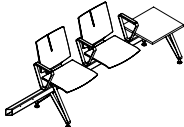

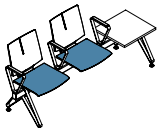
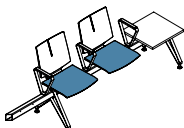
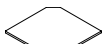
COM Yardage
Refer to page 295.

For model numbers that have a corner table option, the corner table must be purchased separately.
Refer to pages 291 to 293 for dimensions.

To Order, Specify...

- 1 Model Number
- 2 Shell Color
- 3 Leg Color
- 4 Upholstery Selection
- 5 Top Material
- 6 Edge Detail and Color



Description	Model#	Product Wt	Grade	top > edge >		
				Laminate PVC	Laminate Wood	Veneer Wood
				edge ordering code >		
				LPIS	LWIS	VWIS
				edge ordering code >		
				LPFIS	LWFIS	VWFIS
 Standard Frame 4-Leg Base with Arms 2 Seats, 1 Top Left Shell: Poly	QUHDBL3AA-071	88	Poly	2462	2801	3393
 Corner Table Frame 4-Leg Base with Arms 2 Seats, 1 Top Left with Corner Table Right Shell: Poly	QUHDBL3AA-071R	97	Poly	2623	2963	3552
 Corner Table Ordered Separately	AQUHDBL3 2634RE	18		973	1603	2398
 Standard Frame 4-Leg Base with Arms 2 Seats, 1 Top Left Shell: Poly Seat: Upholstered Pad	QUHDBL3AA-041	96	2/COM	2927	3266	3858
			3	3003	3344	3934
			4	3082	3422	4013
			5	3148	3484	4076
			6	3226	3564	4154
 Corner Table Frame 4-Leg Base with Arms 2 Seats, 1 Top Left with Corner Table Right Shell: Poly Seat: Upholstered Pad	QUHDBL3AA-041R	104	2/COM	3088	3427	4018
			3	3165	3505	4096
			4	3242	3582	4172
			5	3310	3647	4237
			6	3388	3723	4315
 Corner Table Ordered Separately	AQUHDBL3 2634RE	18		973	1603	2398

COM Yardage
Refer to page 295.

For model numbers that have a corner table option, the corner table must be purchased separately.
Refer to pages 291 to 293 for dimensions.

Finish Options	Price
Chrome	\$ 165
Nickel	\$ 223
Powder Coat - Standard	n/c
Powder Coat - Premium	\$ 165


TRANSPARENT AND PLATINUM POWDER COAT NOT AVAILABLE
BEAM WILL ALWAYS BE BLACK

Wire Management Options	Code	Price
Wire Management Beam (per beam)	WHDS	\$ 256

Power and Data Options
Please reference the Power + Data Price List

Custom Charges	Code	Price
Powder Coat Alternative (per color)	OPA	call
Poly Shell Alternative (per color)	OPS	call

Quanta Max
Poly Beam
Arms on Ends



VERSTEEL

Questions?

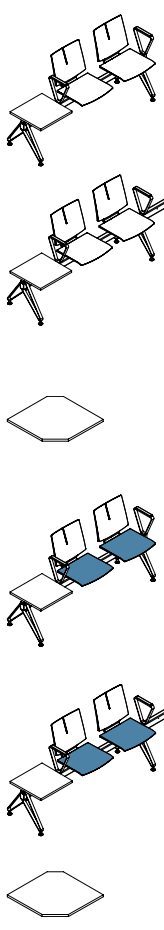
800 876 2120

top >
edge >

edge ordering code >

edge ordering code >

	Laminate PVC	Laminate Wood	Veneer Wood
	Flat 	Flat 	Flat
	LPIS	LWIS	VWIS
	Fluted 	Fluted 	Fluted
	LPFIS	LWFIS	VWFIS
Description	Model#	Product Wt	Grade
Standard Frame 4-Leg Base with Arms 2 Seats, 1 Top Right Shell: Poly	QUHDBL3A-07 3	88	Poly
Corner Table Frame 4-Leg Base with Arms 2 Seats, 1 Top Right with Corner Table Left Shell: Poly	QUHDBL3A-07 3L	96	Poly
Corner Table Ordered Separately	AQUHDBL3 2634RE	18	
Standard Frame 4-Leg Base with Arms 2 Seats, 1 Top Right Shell: Poly Seat: Upholstered Pad	QUHDBL3A-04 3	92	2/COM 3 4 5 6
Corner Table Frame 4-Leg Base with Arms 2 Seats, 1 Top Right with Corner Table Left Shell: Poly Seat: Upholstered Pad	QUHDBL3A-04 3L	102	2/COM 3 4 5 6
Corner Table Ordered Separately	AQUHDBL3 2634RE	18	
			2205
			2543
			3134
			2366
			2704
			3295
			973
			1603
			2398
			2668
			3008
			3598
			2746
			3084
			3676
			2824
			3162
			3752
			2890
			3230
			3819
			2967
			3307
			3894
			2829
			3169
			3758
			2907
			3246
			3836
			2984
			3322
			3914
			3051
			3391
			3980
			3127
			3468
			4055
			973
			1603
			2398

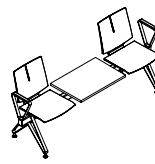


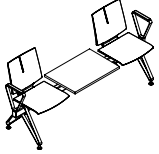



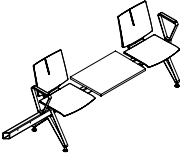



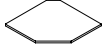
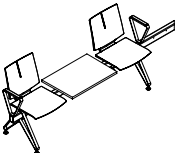



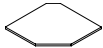
COM Yardage
Refer to page 295.

For model numbers that have a corner table option, the corner table must be purchased separately.
Refer to pages 291 to 293 for dimensions.

To Order, Specify...

- 1 Model Number
- 2 Shell Color
- 3 Leg Color
- 4 Upholstery Selection
- 5 Top Material
- 6 Edge Detail and Color



Description	Model#	Product Wt	Grade	top > edge >		
				Laminate PVC	Laminate Wood	Veneer Wood
 Standard Frame 4-Leg Base with Arms 2 Seats, 1 Top Center Shell: Poly	QUHDBL3A-07 2	88	Poly	Flat	Flat	Flat
				 LPIS	 LWIS	 VWIS
 Corner Table Frame 4-Leg Base with Arms 2 Seats, 1 Top Center with Corner Table Right Shell: Poly	QUHDBL3A-07 2R	96	Poly	Fluted	Fluted	Fluted
				 LPFIS	 LWFIS	 VWFIS
 Corner Table Ordered Separately	AQUHDBL3 2634RE	18		973	1603	2398
 Corner Table Frame 4-Leg Base with Arms 2 Seats, 1 Top Center with Corner Table Left Shell: Poly	QUHDBL3A-07 2L	96	Poly	Fluted	Fluted	Fluted
				 LPFIS	 LWFIS	 VWFIS
 Corner Table Ordered Separately	AQUHDBL3 2634RE	18		973	1603	2398

For model numbers that have a corner table option, the corner table must be purchased separately.
Refer to pages 291 to 293 for dimensions.

Finish Options	Price
Chrome	\$ 165
Nickel	\$ 223
Powder Coat - Standard	n/c
Powder Coat - Premium	\$ 165

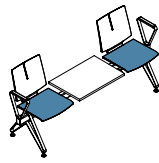
Wire Management Options	Code	Price
Wire Management Beam (per beam)	WHDS	\$ 256

Power and Data Options
Please reference the Power + Data Price List

Custom Charges	Code	Price
Powder Coat Alternative (per color)	OPA	call
Poly Shell Alternative (per color)	OPS	call

TRANSPARENT AND PLATINUM POWDER COAT NOT AVAILABLE
BEAM WILL ALWAYS BE BLACK

Quanta Max
Poly Beam
Arms on Ends



VERSTEEL

Questions?

800 876 2120

top >
edge >

edge ordering code >

edge ordering code >

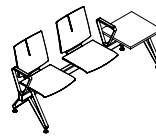
	Laminate PVC	Laminate Wood	Veneer Wood			
	Flat	Flat	Flat			
	LPIS	LWIS	VWIS			
	Fluted	Fluted	Fluted			
	LPFIS	LWFIS	VWFIS			
Description	Model#	Product Wt	Grade			
 Standard Frame 4-Leg Base with Arms 2 Seats, 1 Top Center Shell: Poly Seat: Upholstered Pad	QUHDBL3A-04 2	92	2/COM	2668	3008	3598
			3	2746	3084	3676
			4	2824	3162	3752
			5	2890	3230	3819
			6	2967	3307	3894
 Corner Table Frame 4-Leg Base with Arms 2 Seats, 1 Top Center with Corner Table Right Shell: Poly Seat: Upholstered Pad	QUHDBL3A-04 2R	102	2/COM	2829	3169	3758
			3	2907	3246	3836
			4	2984	3322	3914
			5	3051	3391	3980
			6	3127	3468	4055
 Corner Table Ordered Separately	AQUHDBL3 2634RE	18		973	1603	2398
 Corner Table Frame 4-Leg Base with Arms 2 Seats, 1 Top Center with Corner Table Left Shell: Poly Seat: Upholstered Pad	QUHDBL3A-04 2L	102	2/COM	2829	3169	3758
			3	2907	3246	3836
			4	2984	3322	3914
			5	3051	3391	3980
			6	3127	3468	4055
 Corner Table Ordered Separately	AQUHDBL3 2634RE	18		973	1603	2398







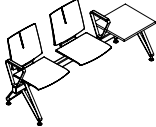


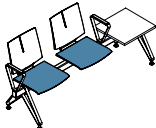
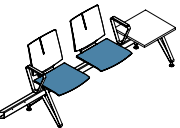

COM Yardage
Refer to page 295.

For model numbers that have a corner table option, the corner table must be purchased separately.
Refer to pages 291 to 293 for dimensions.

To Order, Specify...

- 1 Model Number
- 2 Shell Color
- 3 Leg Color
- 4 Upholstery Selection
- 5 Top Material
- 6 Edge Detail and Color



Description	Model#	Product Wt	Grade	top > edge >		
				Laminate PVC	Laminate Wood	Veneer Wood
				edge ordering code >		
				Flat	Flat	Flat
						
				LP1S	LW1S	VW1S
				Fluted	Fluted	Fluted
						
				LPF1S	LWF1S	VWF1S
 Standard Frame 4-Leg Base with Arms 2 Seats, 1 Top Left Shell: Poly	QUHDBL3A-07 1	88	Poly	2205	2543	3134
 Corner Table Frame 4-Leg Base with Arms 2 Seats, 1 Top Left with Corner Table Right Shell: Poly	QUHDBL3A-07 1R	96	Poly	2366	2704	3295
 Corner Table Ordered Separately	AQUHDBL3 2634RE	18		973	1603	2398
 Standard Frame 4-Leg Base with Arms 2 Seats, 1 Top Left Shell: Poly Seat: Upholstered Pad	QUHDBL3A-04 1	92	2/COM	2668	3008	3598
			3	2746	3084	3676
			4	2824	3162	3752
			5	2890	3230	3819
			6	2967	3307	3894
 Corner Table Frame 4-Leg Base with Arms 2 Seats, 1 Top Left with Corner Table Right Shell: Poly Seat: Upholstered Pad	QUHDBL3A-04 1R	102	2/COM	2829	3169	3758
			3	2907	3246	3836
			4	2984	3322	3914
			5	3051	3391	3980
			6	3127	3468	4055
 Corner Table Ordered Separately	AQUHDBL3 2634RE	18		973	1603	2398

COM Yardage
Refer to page 295.

For model numbers that have a corner table option, the corner table must be purchased separately.
Refer to pages 291 to 293 for dimensions.

Finish Options	Price
Chrome	\$ 165
Nickel	\$ 223
Powder Coat - Standard	n/c
Powder Coat - Premium	\$ 165

TRANSPARENT AND PLATINUM POWDER COAT NOT AVAILABLE
BEAM WILL ALWAYS BE BLACK


Wire Management Options	Code	Price
Wire Management Beam (per beam)	WHDS	\$ 256

Power and Data Options
Please reference the Power + Data Price List

Custom Charges	Code	Price
Powder Coat Alternative (per color)	OPA	call
Poly Shell Alternative (per color)	OPS	call

Quanta Max

Poly Beam
Arm on One End Outside Seat



VERSTEEL

Questions?

800 876 2120

top >
edge >

edge ordering code >

edge ordering code >

	Laminate PVC	Laminate Wood	Veneer Wood
	Flat 	Flat 	Flat
	LPIS	LWIS	VWIS
	Fluted 	Fluted 	Fluted
	LPFIS	LWFIS	VWFIS
	2235	2578	3165
	973	1603	2398
	2700	3039	3631
	2779	3118	3708
	2856	3193	3786
	2920	3261	3851
	2999	3337	3930
	973	1603	2398

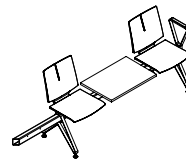
Description	Model#	Product Wt	Grade
 Corner Table Frame 4-Leg Base with Arm 2 Seats, 1 Top Right with Corner Table Left Shell: Poly	QUHDBL3AE-07 3L	92	Poly
 Corner Table Ordered Separately	AQUHDBL3 2634RE	18	
 Corner Table Frame 4-Leg Base with Arm 2 Seats, 1 Top Right with Corner Table Left Shell: Poly Seat: Upholstered Pad	QUHDBL3AE-04 3L	96	2/COM
 Corner Table Ordered Separately	AQUHDBL3 2634RE	18	

COM Yardage
Refer to page 295.

For model numbers that have a corner table option, the corner table must be purchased separately.
Refer to pages 291 to 293 for dimensions.

To Order, Specify...

- 1 Model Number
- 2 Shell Color
- 3 Leg Color
- 4 Upholstery Selection
- 5 Top Material
- 6 Edge Detail and Color



Description	Model#	Product Wt	Grade	top > edge >		
				Laminate PVC	Laminate Wood	Veneer Wood
				edge ordering code >		
				LPIS	LWIS	VWIS
				edge ordering code >		
				LPFIS	LWFIS	VWFIS
 Corner Table Frame 4-Leg Base with Arm 2 Seats, 1 Top Center with Corner Table Right Shell: Poly	QUHDBL3AE-07 2R	97	Poly	2235	2578	3165
	AQUHDBL3 2634RE	18		973	1603	2398
 Corner Table Frame 4-Leg Base with Arm 2 Seats, 1 Top Center with Corner Table Left Shell: Poly	QUHDBL3AE-07 2L	97	Poly	2235	2578	3165
	AQUHDBL3 2634RE	18		973	1603	2398
 Corner Table Frame 4-Leg Base with Arm 2 Seats, 1 Top Center with Corner Table Right Shell: Poly Seat: Upholstered Pad	QUHDBL3AE-04 2R	101	2/COM	2700	3039	3631
			3	2779	318	3708
			4	2856	3193	3786
			5	2920	3261	3851
			6	2999	3337	3930
			AQUHDBL3 2634RE	18		973
 Corner Table Frame 4-Leg Base with Arm 2 Seats, 1 Top Center with Corner Table Left Shell: Poly Seat: Upholstered Pad	QUHDBL3AE-04 2L	101	2/COM	2700	3039	3631
			3	2779	318	3708
			4	2856	3193	3786
			5	2920	3261	3851
			6	2999	3337	3930
			AQUHDBL3 2634RE	18		973

COM Yardage
Refer to page 295.

For model numbers that have a corner table option, the corner table must be purchased separately.
Refer to pages 291 to 293 for dimensions.

Finish Options	Price
Chrome	\$ 165
Nickel	\$ 223
Powder Coat - Standard	n/c
Powder Coat - Premium	\$ 165

TRANSPARENT AND PLATINUM POWDER COAT NOT AVAILABLE
BEAM WILL ALWAYS BE BLACK

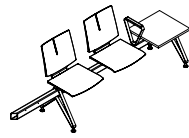
Wire Management Options	Code	Price
Wire Management Beam (per beam)	WHDS	\$ 256

Power and Data Options
Please reference the Power + Data Price List

Custom Charges	Code	Price
Powder Coat Alternative (per color)	OPA	call
Poly Shell Alternative (per color)	OPS	call

Quanta Max

Poly Beam
Arm on One End Outside Seat



VERSTEEL







Questions?

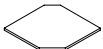
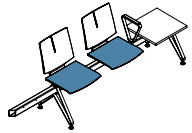
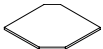
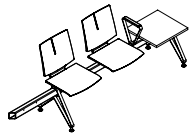
800 876 2120

top >
edge >

edge ordering code >

edge ordering code >

	Laminate PVC	Laminate Wood	Veneer Wood
	Flat  LPIS	Flat  LWIS	Flat  VWIS
	Fluted  LPFIS	Fluted  LWFIS	Fluted  VWFIS
	2235	2578	3165
	973	1603	2398
	2700	3039	3631
	2779	3118	3708
	2856	3193	3786
	2920	3261	3851
	2999	3337	3930
	973	1603	2398



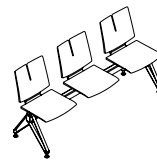
Description	Model#	Product Wt	Grade
Corner Table Frame 4-Leg Base with Arm 2 Seats, 1 Top Left with Corner Table Right Shell: Poly	QUHDBL3AE-071R	92	Poly
Corner Table Ordered Separately	AQUHDBL3 2634RE	18	
Corner Table Frame 4-Leg Base with Arm 2 Seats, 1 Top Left with Corner Table Right Shell: Poly Seat: Upholstered Pad	QUHDBL3AE-041R	96	2/COM
Corner Table Ordered Separately	AQUHDBL3 2634RE	18	

COM Yardage
Refer to page 295.

For model numbers that have a corner table option, the corner table must be purchased separately.
Refer to pages 291 to 293 for dimensions.

To Order, Specify...

- 1 Model Number
- 2 Shell Color
- 3 Leg Color
- 4 Upholstery Selection
- 5 Top Material
- 6 Edge Detail and Color



Description	Model#	Product Wt	Grade	top > edge >		
				Laminate PVC	Laminate Wood	Veneer Wood
				Flat LPIS	Flat LWIS	Flat VWIS
				Fluted LPFIS	Fluted LWFIS	Fluted VWFIS
			Seats Only (no table)			
Standard Frame 4-Leg Base Armless 3 Seats Shell: Poly	QUHDBL3-07	80	Poly	1843		
Corner Table Frame 4-Leg Base Armless 3 Seats with Corner Table Right Shell: Poly	QUHDBL3-07 R	91	Poly	2007		
Corner Table Ordered Separately	AQUHDBL3 2939RE	22			973	1603 2398
Corner Table Frame 4-Leg Base Armless 3 Seats with Corner Table Left Shell: Poly	QUHDBL3-07 L	91	Poly	2007		
Corner Table Ordered Separately	AQUHDBL3 2939RE	22			973	1603 2398

edge ordering code >

edge ordering code >

For model numbers that have a corner table option, the corner table must be purchased separately.
Refer to pages 291 to 293 for dimensions.

Finish Options	Price
Chrome	\$ 165
Nickel.....	\$ 223
Powder Coat - Standard.....	n/c
Powder Coat - Premium.....	\$ 165

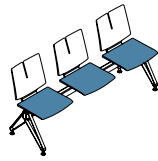
Wire Management Options	Code	Price
Wire Management Beam (per beam)	WHDS	\$ 256

Power and Data Options
Please reference the Power + Data Price List

Custom Charges	Code	Price
Powder Coat Alternative (per color)	OPA	call
Poly Shell Alternative (per color)	OPS	call

TRANSPARENT AND PLATINUM POWDER COAT NOT AVAILABLE
BEAM WILL ALWAYS BE BLACK

Quanta Max
Poly Beam
Armless



VERSTEEL

Questions?

800 876 2120

top >
edge >

edge ordering code >

edge ordering code >

	Laminate PVC	Laminate Wood	Veneer Wood
	Flat LPIS	Flat LWIS	Flat VWIS
Seats Only (no table)	Fluted LPFIS	Fluted LWFIS	Fluted VWFIS

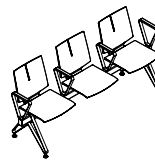
Description	Model#	Product Wt	Grade				
 Standard Frame 4-Leg Base Armless 3 Seats Shell: Poly Seat: Upholstered Pad	QUHDBL3-04	87	2/COM	2541			
			3	2658			
			4	2773			
			5	2869			
			6	2984			
 Corner Table Frame 4-Leg Base Armless 3 Seats with Corner Table Right Shell: Poly Seat: Upholstered Pad	QUHDBL3-04 R	98	2/COM	2700			
			3	2820			
			4	2935			
			5	3031			
			6	3148			
 Corner Table Ordered Separately	AQUHDBL3 2939RE	22			973	1603	2398
 Corner Table Frame 4-Leg Base Armless 3 Seats with Corner Table Left Shell: Poly Seat: Upholstered Pad	QUHDBL3-04 L	98	2/COM	2700			
			3	2820			
			4	2935			
			5	3031			
			6	3148			
 Corner Table Ordered Separately	AQUHDBL3 2939RE	22			973	1603	2398

COM Yardage
Refer to page 295.

For model numbers that have a corner table option, the corner table must be purchased separately.
Refer to pages 291 to 293 for dimensions.

To Order, Specify...

- 1 Model Number
- 2 Shell Color
- 3 Leg Color
- 4 Upholstery Selection
- 5 Top Material
- 6 Edge Detail and Color



					top >	Laminate PVC	Laminate Wood	Veneer Wood	
					edge >		Flat	Flat	Flat
					edge ordering code >		LPIS	LWIS	VWIS
					edge ordering code >	Seats Only (no table)	Fluted	Fluted	Fluted
							LPFIS	LWFIS	VWFIS
Description	Model#	Product Wt	Grade						
Standard Frame 4-Leg Base with Arms 3 Seats Shell: Poly	QUHDBL3AA-07	96	Poly	2618					
Corner Table Frame 4-Leg Base with Arms 3 Seats with Corner Table Right Shell: Poly	QUHDBL3AA-07 R	106	Poly	2779					
Corner Table Ordered Separately	AQUHDBL3 2634RE	18			973	1603	2398		
Corner Table Frame 4-Leg Base with Arms 3 Seats with Corner Table Left Shell: Poly	QUHDBL3AA-07 L	106	Poly	2779					
Corner Table Ordered Separately	AQUHDBL3 2634RE	18			973	1603	2398		

For model numbers that have a corner table option, the corner table must be purchased separately.
Refer to pages 291 to 293 for dimensions.

Finish Options	Price
Chrome	\$ 165
Nickel.....	\$ 223
Powder Coat - Standard.....	n/c
Powder Coat - Premium.....	\$ 165

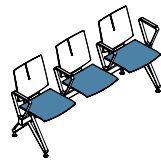
Wire Management Options	Code	Price
Wire Management Beam (per beam)	WHDS	\$ 256

Power and Data Options
Please reference the Power + Data Price List

Custom Charges	Code	Price
Powder Coat Alternative (per color)	OPA	call
Poly Shell Alternative (per color)	OPS	call

TRANSPARENT AND PLATINUM POWDER COAT NOT AVAILABLE
BEAM WILL ALWAYS BE BLACK

Quanta Max
Poly Beam
Arms on All 3 Seats



VERSTEEL

Questions?

800 876 2120

top >
edge >

edge ordering code >

edge ordering code >

	Laminate PVC	Laminate Wood	Veneer Wood
	Flat LPIS	Flat LWIS	Flat VWIS
Seats Only (no table)	Fluted LPFIS	Fluted LWFIS	Fluted VWFIS

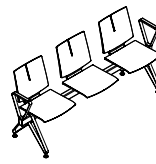
Description	Model#	Product Wt	Grade				
 Standard Frame 4-Leg Base with Arms 3 Seats Shell: Poly Seat: Upholstered Pad	QUHDBL3AA-04	104	2/COM	3314			
			3	3430			
			4	3547			
			5	3644			
			6	3758			
 Corner Table Frame 4-Leg Base with Arms 3 Seats with Corner Table Right Shell: Poly Seat: Upholstered Pad	QUHDBL3AA-04 R	113	2/COM	3476			
			3	3593			
			4	3708			
			5	3804			
			6	3920			
 Corner Table Ordered Separately	AQUHDBL3 2634RE	18			973	1603	2398
 Corner Table Frame 4-Leg Base with Arms 3 Seats with Corner Table Left Shell: Poly Seat: Upholstered Pad	QUHDBL3AA-04 L	113	2/COM	3476			
			3	3593			
			4	3708			
			5	3804			
			6	3920			
 Corner Table Ordered Separately	AQUHDBL3 2634RE	18			973	1603	2398

COM Yardage
Refer to page 295.

For model numbers that have a corner table option, the corner table must be purchased separately.
Refer to pages 291 to 293 for dimensions.

To Order, Specify...

- 1 Model Number
- 2 Shell Color
- 3 Leg Color
- 4 Upholstery Selection
- 5 Top Material
- 6 Edge Detail and Color



Description	Model#	Product Wt	Grade	top > edge >		
				Laminate PVC	Laminate Wood	Veneer Wood
				Flat LPIS	Flat LWIS	Flat VWIS
				Fluted LPFIS	Fluted LWFIS	Fluted VWFIS
			Seats Only (no table)			
Standard Frame 4-Leg Base with Arms 3 Seats Shell: Poly	QUHDBL3A-07	90	Poly	2102		
Corner Table Frame 4-Leg Base with Arms 3 Seats with Corner Table Right Shell: Poly	QUHDBL3A-07 R	99	Poly	2262		
Corner Table Ordered Separately	AQUHDBL3 2634RE	18			973	1603 2398
Corner Table Frame 4-Leg Base with Arms 3 Seats with Corner Table Left Shell: Poly	QUHDBL3A-07 L	99	Poly	2262		
Corner Table Ordered Separately	AQUHDBL3 2634RE	18			973	1603 2398

edge ordering code >

edge ordering code >

For model numbers that have a corner table option, the corner table must be purchased separately.
Refer to pages 291 to 293 for dimensions.

Finish Options	Price
Chrome	\$ 165
Nickel.....	\$ 223
Powder Coat - Standard.....	n/c
Powder Coat - Premium.....	\$ 165

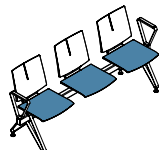
TRANSPARENT AND PLATINUM POWDER COAT NOT AVAILABLE
BEAM WILL ALWAYS BE BLACK

Wire Management Options	Code	Price
Wire Management Beam (per beam)	WHDS	\$ 256

Power and Data Options
Please reference the Power + Data Price List

Custom Charges	Code	Price
Powder Coat Alternative (per color)	OPA	call
Poly Shell Alternative (per color)	OPS	call

Quanta Max
Poly Beam
Arms on 2 End Seats



VERSTEEL

Questions?

800 876 2120

top >
edge >

edge ordering code >

edge ordering code >
Seats Only
(no table)

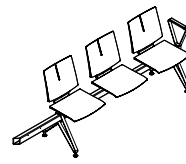
	Description	Model#	Product Wt	Grade		Laminate PVC	Laminate Wood	Veneer Wood
	Standard Frame 4-Leg Base with Arms 3 Seats Shell: Poly Seat: Upholstered Pad	QUHDBL3A-04	97	2/COM	2798	Flat LPIS	Flat LWIS	Flat VWIS
				3	2916			
				4	3031			
				5	3127			
				6	3242			
	Corner Table Frame 4-Leg Base with Arms 3 Seats with Corner Table Right Shell: Poly Seat: Upholstered Pad	QUHDBL3A-04 R	106	2/COM	2961			
				3	3076			
				4	3191			
				5	3288			
				6	3402			
	Corner Table Ordered Separately	AQUHDBL3 2634RE	18			973	1603	2398
	Corner Table Frame 4-Leg Base with Arms 3 Seats with Corner Table Left Shell: Poly Seat: Upholstered Pad	QUHDBL3A-04 L	106	2/COM	2961			
				3	3076			
				4	3191			
				5	3288			
				6	3402			
	Corner Table Ordered Separately	AQUHDBL3 2634RE	18			973	1603	2398







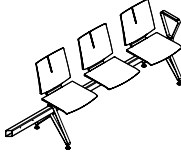



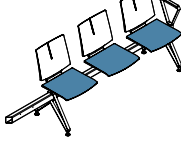
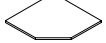
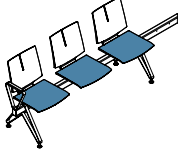
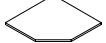
COM Yardage
Refer to page 295.

For model numbers that have a corner table option, the corner table must be purchased separately.
Refer to pages 291 to 293 for dimensions.

To Order, Specify...

- 1 Model Number
- 2 Shell Color
- 3 Leg Color
- 4 Upholstery Selection
- 5 Top Material
- 6 Edge Detail and Color



						top > edge >		
						Laminate PVC	Laminate Wood	Veneer Wood
						Flat  LP1S	Flat  LW1S	Flat  VW1S
						edge ordering code >		
						Fluted  LPFIS	Fluted  LWFIS	Fluted  VWFIS
						edge ordering code >		
						Seats Only (no table)		
Description	Model#	Product Wt	Grade					
 Corner Table Frame 4-Leg Base with Arm 3 Seats with Corner Table Right Shell: Poly	QUHDBL3AE-07 R	98	Poly	2102				
 Corner Table Sold Separately	AQUHDBL3 2634RE	18			973	1603	2398	
 Corner Table Frame 4-Leg Base with Arm 3 Seats with Corner Table Left Shell: Poly	QUHDBL3AE-07 L	98	Poly	2102				
 Corner Table Sold Separately	AQUHDBL3 2634RE	18			973	1603	2398	
 Corner Table Frame 4-Leg Base with Arm 3 Seats with Corner Table Right Shell: Poly Seat: Upholstered Pad	QUHDBL3AE-04 R	103	2/COM	2829				
			3	2916				
			4	3031				
			5	3127				
			6	3242				
 Corner Table Sold Separately	AQUHDBL3 2634RE	18			973	1603	2398	
 Corner Table Frame 4-Leg Base with Arm 3 Seats with Corner Table Left Shell: Poly Seat: Upholstered Pad	QUHDBL3AE-04 L	103	2/COM	2829				
			3	2916				
			4	3031				
			5	3127				
			6	3242				
 Corner Table Sold Separately	AQUHDBL3 2634RE	18			973	1603	2398	

COM Yardage
Refer to page 295.

For model numbers that have a corner table option, the corner table must be purchased separately.
Refer to pages 291 to 293 for dimensions.

Finish Options	Price
Chrome	\$ 165
Nickel	\$ 223
Powder Coat - Standard	n/c
Powder Coat - Premium	\$ 165

TRANSPARENT AND PLATINUM POWDER COAT NOT
AVAILABLE
BEAM WILL ALWAYS BE BLACK

Wire Management Options	Code	Price
Wire Management Beam (per beam)	WHDS	\$ 256

Power and Data Options
Please reference the Power + Data Price List

Custom Charges	Code	Price
Powder Coat Alternative (per color)	OPA	call
Poly Shell Alternative (per color)	OPS	call

Quanta Max
Ply Beam
Armless



VERSTEEL












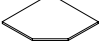
Questions?

800 876 2120

top >
edge >

edge ordering code >

edge ordering code >


	Laminate PVC	Laminate Wood	Veneer Wood
	Flat  LPIS	Flat  LWIS	Flat  VWIS
	Fluted  LPFIS	Fluted  LWFIS	Fluted  VWFIS
Description	Model#	Product Wt	Grade
 Standard Frame 4-Leg Base Armless 1 Seat, 1 Top Right Shell: Ply	QUPYBL2-07 3	59	Ply
 Corner Table Frame 4-Leg Base Armless 1 Seat, 1 Top Right with Corner Table Left Shell: Ply	QUPYBL2-07 3L	66	Ply
 Corner Table Ordered Separately	AQUHDBL3 2939RE	22	
 Standard Frame 4-Leg Base Armless 1 Seat, 1 Top Right Shell: Ply Seat: Upholstered Pad	QUPYBL2-04 3	58	2/COM
			3
			4
			5
			6
 Corner Table Frame 4-Leg Base Armless 1 Seat, 1 Top Right with Corner Table Left Shell: Ply Seat: Upholstered Pad	QUPYBL2-04 3L	69	2/COM
			3
			4
			5
			6
 Corner Table Ordered Separately	AQUHDBL3 2939RE	22	
			973
			1603
			2398









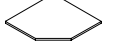

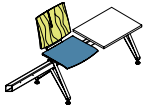
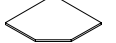
COM Yardage
Refer to page 295.

For model numbers that have a corner table option, the corner table must be purchased separately.
Refer to pages 291 to 293 for dimensions.

To Order, Specify...

- 1 Model Number
- 2 Shell Color
- 3 Leg Color
- 4 Upholstery Selection
- 5 Top Material
- 6 Edge Detail and Color



Description	Model#	Product Wt	Grade	top > edge >		
				Laminate PVC	Laminate Wood	Veneer Wood
 Standard Frame 4-Leg Base Armless 1 Seat, 1 Top Left Shell: Ply	QUPYBL2-071	55	Ply	edge ordering code >  LP1S	 LW1S	 VW1S
				edge ordering code >  LPF1S	 LWF1S	 VWF1S
 Corner Table Frame 4-Leg Base Armless 1 Seat, 1 Top Left with Corner Table Right Shell: Ply	QUPYBL2-07 1R	66	Ply	1747	2088	2676
				1911	2250	2840
 Corner Table Sold Separately	AQUHDBL3 2939RE	22		973	1603	2398
 Standard Frame 4-Leg Base Armless 1 Seat, 1 Top Left Shell: Ply Seat: Upholstered Pad	QUPYBL2-04 1	58	2/COM	1981	2319	2908
			3	2018	2358	2948
			4	2057	2398	2985
			5	2091	2429	3021
			6	2128	2468	3058
 Corner Table Frame 4-Leg Base Armless 1 Seat, 1 Top Left with Corner Table Right Shell: Ply Seat: Upholstered Pad	QUPYBL2-04 1R	69	2/COM	2143	2483	3072
			3	2181	2520	3110
			4	2221	2558	3151
			5	2253	2590	3180
			6	2290	2629	3218
 Corner Table Sold Separately	AQUHDBL3 2939RE	22		973	1603	2398

COM Yardage
Refer to page 295.

For model numbers that have a corner table option, the corner table must be purchased separately.
Refer to pages 291 to 293 for dimensions.

Finish Options	Price
Chrome	\$ 165
Nickel	\$ 223
Powder Coat - Standard	n/c
Powder Coat - Premium	\$ 165

TRANSPARENT AND PLATINUM POWDER COAT NOT AVAILABLE
BEAM WILL ALWAYS BE BLACK

Wire Management Options	Code	Price
Wire Management Beam (per beam)	WHDS	\$ 256

Power and Data Options
Please reference the Power + Data Price List

Custom Charges	Code	Price
Powder Coat Alternative (per color)	OPA	call
Stain Finish Match (per finish)	OSM	\$ 996

Quanta Max
Ply Beam
Arms



VERSTEEL







Questions?

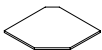

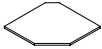
800 876 2120

top >
edge >

edge ordering code >

edge ordering code >

	Laminate PVC	Laminate Wood	Veneer Wood
	Flat  LPIS	Flat  LWIS	Flat  VWIS
	Fluted  LPFIS	Fluted  LWFIS	Fluted  VWFIS
Description			
Model#			
Product Wt			
Grade			
Standard Frame 4-Leg Base with Arms 1 Seat, 1 Top Right Shell: Ply	2008	2345	2936
Corner Table Frame 4-Leg Base with Arms 1 Seat, 1 Top Right with Corner Table Left Shell: Ply	2170	2507	3097
Corner Table Ordered Separately	973	1603	2398
Standard Frame 4-Leg Base with Arms 1 Seat, 1 Top Right Shell: Ply Seat: Upholstered Pad	2238 2280 2317 2349 2387	2579 2616 3655 2689 2726	3169 3207 3246 3279 3316
Corner Table Frame 4-Leg Base with Arms 1 Seat, 1 Top Right with Corner Table Left Shell: Ply Seat: Upholstered Pad	2401 2439 2478 2509 2548	2740 2776 2819 2851 2888	3331 3368 3408 3439 3477
Corner Table Ordered Separately	973	1603	2398












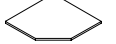

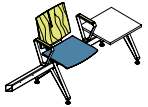
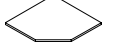
COM Yardage
Refer to page 295.

For model numbers that have a corner table option, the corner table must be purchased separately.
Refer to pages 291 to 293 for dimensions.

To Order, Specify...

- 1 Model Number
- 2 Shell Color
- 3 Leg Color
- 4 Upholstery Selection
- 5 Top Material
- 6 Edge Detail and Color



Description	Model#	Product Wt	Grade	top > edge >			
				Laminate PVC	Laminate Wood	Veneer Wood	
				Flat  edge ordering code > LPIS	Flat  edge ordering code > LWIS	Flat  edge ordering code > VWIS	
				Fluted  edge ordering code > LPFIS	Fluted  edge ordering code > LWFIS	Fluted  edge ordering code > VWFIS	
 Standard Frame 4-Leg Base with Arms 1 Seat, 1 Top Left Shell: Ply	QUPYBL2AA-071	65	Ply	2008	2345	2936	
 Corner Table Frame 4-Leg Base with Arms 1 Seat, 1 Top Left with Corner Table Right Shell: Ply	QUPYBL2AA-071R	73	Ply	2170	2507	3097	
 Corner Table Ordered Separately	AQUHDBL3 2634RE	18		973	1603	2398	
 Standard Frame 4-Leg Base with Arms 1 Seat, 1 Top Left Shell: Ply Seat: Upholstered Pad	QUPYBL2AA-04 1	67		2/COM	2238	2579	3169
				3	2280	2616	3207
				4	2317	2655	3246
				5	2349	2689	3279
				6	2387	2726	3316
 Corner Table Frame 4-Leg Base with Arms 1 Seat, 1 Top Left with Corner Table Right Shell: Ply Seat: Upholstered Pad	QUPYBL2AA-04 1R	76		2/COM	2401	2740	3331
				3	2439	2776	3368
				4	2478	2819	3408
				5	2509	2851	3439
				6	2548	2888	3477
 Corner Table Ordered Separately	AQUHDBL3 2634RE	18		973	1603	2398	

COM Yardage
Refer to page 295.

For model numbers that have a corner table option, the corner table must be purchased separately.
Refer to pages 291 to 293 for dimensions.

Finish Options	Price
Chrome	\$ 165
Nickel	\$ 223
Powder Coat - Standard	n/c
Powder Coat - Premium	\$ 165

TRANSPARENT AND PLATINUM POWDER COAT NOT AVAILABLE
BEAM WILL ALWAYS BE BLACK

Wire Management Options	Code	Price
Wire Management Beam (per beam)	WHDS	\$ 256

Power and Data Options
Please reference the Power + Data Price List







Custom Charges	Code	Price
Powder Coat Alternative (per color)	OPA	call
Stain Finish Match (per finish)	OSM	\$ 996




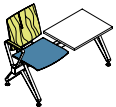
Quanta Max
Ply Beam
Arm on One End



VERSTEEL

Questions?
800 876 2120

top > edge >	Laminate PVC	Laminate Wood	Veneer Wood
	Flat 	Flat 	Flat 
edge ordering code >	LPIS	LWIS	VWIS
	Fluted 	Fluted 	Fluted 
edge ordering code >	LPFIS	LWFIS	VWFIS

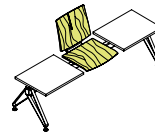
	Description	Model#	Product Wt	Grade			
	Standard Frame 4-Leg Base with Arm 1 Seat, 1 Top Right Shell: Ply	QUPYBL2A-07 3	61	Ply	1878	2217	2806
	Standard Frame 4-Leg Base with Arm 1 Seat, 1 Top Right Shell: Ply Seat: Upholstered Pad	QUPYBL2A-04 3	63	2/COM	2110	2449	3038
				3	2149	2488	3079
				4	2187	2526	3116
				5	2221	2558	3151
				6	2259	2595	3188
	Standard Frame 4-Leg Base with Arm 1 Seat, 1 Top Left Shell: Ply	QUPYBL2A-071	61	Ply	1878	2217	2806
	Standard Frame 4-Leg Base with Arm 1 Seat, 1 Top Left Shell: Ply Seat: Upholstered Pad	QUPYBL2A-041	63	2/COM	2110	2449	3038
				3	2149	2488	3079
				4	2187	2526	3116
				5	2221	2558	3151
				6	2259	2595	3188







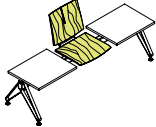
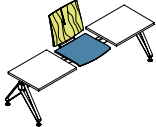
COM Yardage
Refer to page 295.

For model numbers that have a corner table option, the corner table must be purchased separately.
Refer to pages 291 to 293 for dimensions.

To Order, Specify...

- 1 Model Number
- 2 Shell Color
- 3 Leg Color
- 4 Upholstery Selection
- 5 Top Material
- 6 Edge Detail and Color



					top >	Laminate	Laminate	Veneer
					edge >	PVC	Wood	Wood
						Flat	Flat	Flat
								
					edge ordering code >	LPIS	LWIS	VWIS
						Fluted	Fluted	Fluted
								
					edge ordering code >	LPFIS	LWFIS	VWFIS
Description	Model#	Product Wt	Grade					
 Standard Frame 4-Leg Base Armless 2 Tops, 1 Seat Center Shell: Ply	QUPYBL3-07 C	77	Ply	2284	2963	4404		
			2/COM	2516	3192	4639		
 Standard Frame 4-Leg Base Armless 2 Tops, 1 Seat Center Shell: Ply Seat: Upholstered Pad	QUPYBL3-04 C	79	3	2555	3233	4677		
			4	2593	3271	4715		
			5	2625	3306	4750		
			6	2665	3343	4788		

COM Yardage
Refer to page 295.

For model numbers that have a corner table option, the corner table must be purchased separately.
Refer to pages 291 to 293 for dimensions.

Finish Options	Price
Chrome	\$ 165
Nickel.....	\$ 223
Powder Coat - Standard.....	n/c
Powder Coat - Premium.....	\$ 165

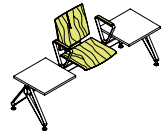
TRANSPARENT AND PLATINUM POWDER COAT NOT AVAILABLE
BEAM WILL ALWAYS BE BLACK

Wire Management Options	Code	Price
Wire Management Beam (per beam)	WHDS	\$ 256

Power and Data Options
Please reference the Power + Data Price List

Custom Charges	Code	Price
Powder Coat Alternative (per color)	OPA	call
Stain Finish Match (per finish)	OSM	\$ 996

Quanta Max
Ply Beam
Arms



VERSTEEL







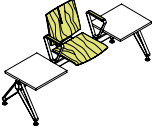
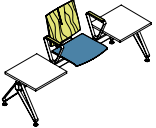
Questions?

800 876 2120

top >
edge >

edge ordering code >

edge ordering code >


	Laminate PVC	Laminate Wood	Veneer Wood			
	Flat 	Flat 	Flat 			
	LPIS	LWIS	VWIS			
	Fluted 	Fluted 	Fluted 			
	LPFIS	LWFIS	VWFIS			
Description	Model#	Product Wt	Grade			
 Standard Frame 4-Leg Base with Arms 2 Tops, 1 Seat Center Shell: Ply	QUPYBL3AA-07 C	80	Ply			
			2542	3218	4667	
 Standard Table Frame 4-Leg Base with Arms 2 Tops, 1 Seat Center Shell: Ply Seat: Upholstered Pad	QUPYBL3AA-04 C	83	2/COM			
			2774	3452	4900	
			3	2813	3490	4936
			4	2853	3529	4973
			5	2884	3561	5006
			6	2923	3599	5044

COM Yardage
Refer to page 295.

For model numbers that have a corner table option, the corner table must be purchased separately.
Refer to pages 291 to 293 for dimensions.

To Order, Specify...

- 1 Model Number
- 2 Shell Color
- 3 Leg Color
- 4 Upholstery Selection
- 5 Top Material
- 6 Edge Detail and Color



Description	Model#	Product Wt	Grade	edge ordering code >		
				Laminate PVC	Laminate Wood	Veneer Wood
				Flat LP1S	Flat LW1S	Flat VW1S
				Fluted LPF1S	Fluted LWF1S	Fluted VWF1S
			Seats Only (no table)			
Standard Frame 4-Leg Base Armless 2 Seats Shell: Poly	QUPYBL2-07	58	Ply	1952		
Corner Table Frame 4-Leg Base Armless 2 Seats with Corner Table Right Shell: Poly	QUPYBL2-07 R	68	Ply	2112		
Corner Table Sold Separately	AQUHDBL3 2939RE	22			973	1603 2398
Corner Table Frame 4-Leg Base Armless 2 Seats with Corner Table Right Shell: Poly Seat: Upholstered Pad	QUPYBL2-07 L	68	Ply	2112		
Corner Table Sold Separately	AQUHDBL3 2939RE	22			973	1603 2398

For model numbers that have a corner table option, the corner table must be purchased separately.
Refer to pages 291 to 293 for dimensions.

Finish Options	Price
Chrome	\$ 165
Nickel.....	\$ 223
Powder Coat - Standard.....	n/c
Powder Coat - Premium.....	\$ 165

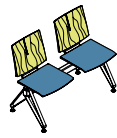
TRANSPARENT AND PLATINUM POWDER COAT NOT AVAILABLE
BEAM WILL ALWAYS BE BLACK

Wire Management Options	Code	Price
Wire Management Beam (per beam)	WHDS	\$ 256

Power and Data Options
Please reference the Power + Data Price List

Custom Charges	Code	Price
Powder Coat Alternative (per color)	OPA	call
Stain Finish Match (per finish)	OSM	\$ 996

Quanta Max
Ply Beam
Armless



VERSTEEL

Questions?

800 876 2120

top >
edge >

edge ordering code >

edge ordering code >
Seats Only
(no table)


	Description	Model#	Product Wt	Grade		Laminate PVC	Laminate Wood	Veneer Wood
	Standard Frame 4-Leg Base Armless 2 Seats Shell: Ply Seat: Upholstered Pad	QUPYBL2-04	62	2/COM	2414	Flat LPIS	Flat LWIS	Flat VWIS
				3	2493			
				4	2570			
				5	2636			
				6	2713			
	Corner Table Frame 4-Leg Base Armless 2 Seats with Corner Table Right Shell: Ply Seat: Upholstered Pad	QUPYBL2-04 R	73	2/COM	2578	Fluted LPFIS	Fluted LWFIS	Fluted VWFIS
				3	2652			
				4	2732			
				5	2796			
				6	2875			
	Corner Table Ordered Separately	AQUHDBL3 2939RE	22			973	1603	2398
	Corner Table Frame 4-Leg Base Armless 2 Seats with Corner Table Left Shell: Ply Seat: Upholstered Pad	QUPYBL2-04 L	73	2/COM	2578	Fluted LPFIS	Fluted LWFIS	Fluted VWFIS
				3	2652			
				4	2732			
				5	2796			
				6	2875			
	Corner Table Ordered Separately	AQUHDBL3 2939RE	22			973	1603	2398

COM Yardage
Refer to page 295.

For model numbers that have a corner table option, the corner table must be purchased separately.
Refer to pages 291 to 293 for dimensions.

To Order, Specify...

- 1 Model Number
- 2 Shell Color
- 3 Leg Color
- 4 Upholstery Selection
- 5 Top Material
- 6 Edge Detail and Color



Description	Model#	Product Wt	Grade	edge ordering code >		
				Laminate PVC	Laminate Wood	Veneer Wood
				Flat LPIS	Flat LWIS	Flat VWIS
				Fluted LPFIS	Fluted LWFIS	Fluted VWFIS
			Seats Only (no table)			
Standard Frame 4-Leg Base with Arms 2 Seats Shell: Ply	QUPYBL2AA-07	71	Ply	2466		
Corner Table Frame 4-Leg Base with Arms 2 Seats with Corner Table Right Shell: Ply	QUPYBL2AA-07 R	80	Ply	2626		
Corner Table Ordered Separately	AQUHDBL3 2634RE	18			973	1603 2398
Corner Table Frame 4-Leg Base with Arms 2 Seats with Corner Table Left Shell: Ply	QUPYBL2AA-07 L	80	Ply	2626		
Corner Table Ordered Separately	AQUHDBL3 2634RE	18			973	1603 2398

For model numbers that have a corner table option, the corner table must be purchased separately.
Refer to pages 291 to 293 for dimensions.

Finish Options	Price
Chrome	\$ 165
Nickel.....	\$ 223
Powder Coat - Standard.....	n/c
Powder Coat - Premium.....	\$ 165

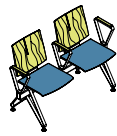
Wire Management Options	Code	Price
Wire Management Beam (per beam)	WHDS	\$ 256

Power and Data Options
Please reference the Power + Data Price List

Custom Charges	Code	Price
Powder Coat Alternative (per color)	OPA	call
Stain Finish Match (per finish)	OSM	\$ 996

TRANSPARENT AND PLATINUM POWDER COAT NOT AVAILABLE
BEAM WILL ALWAYS BE BLACK

Quanta Max
Ply Beam
Arms on Both Seats



VERSTEEL

Questions?

800 876 2120

top >
edge >

edge ordering code >

edge ordering code >
Seats Only
(no table)


	Description	Model#	Product Wt	Grade		Laminate PVC	Laminate Wood	Veneer Wood
	Standard Frame 4-Leg Base with Arms 2 Seats Shell: Ply Seat: Upholstered Pad	QUPYBL2AA-04	75	2/COM	2803	Flat LPIS	Flat LWIS	Flat VWIS
				3	2881			
				4	2960			
				5	3023			
				6	3098			
	Corner Table Frame 4-Leg Base with Arms 2 Seats with Corner Table Right Shell: Ply Seat: Upholstered Pad	QUPYBL2AA-04 R	84	2/COM	2964	Fluted LPFIS	Fluted LWFIS	Fluted VWFIS
				3	3040			
				4	3119			
				5	3182			
				6	3261			
	Corner Table Ordered Separately	AQUHDBL3 2634RE	18			973	1603	2398
	Corner Table Frame 4-Leg Base with Arms 2 Seats with Corner Table Left Shell: Ply Seat: Upholstered Pad	QUPYBL2AA-04 L	84	2/COM	2964	Fluted LPFIS	Fluted LWFIS	Fluted VWFIS
				3	3040			
				4	3119			
				5	3182			
				6	3261			
	Corner Table Ordered Separately	AQUHDBL3 2634RE	18			973	1603	2398

COM Yardage
Refer to page 295.

For model numbers that have a corner table option, the corner table must be purchased separately.
Refer to pages 291 to 293 for dimensions.

To Order, Specify...

- 1 Model Number
- 2 Shell Color
- 3 Leg Color
- 4 Upholstery Selection
- 5 Top Material
- 6 Edge Detail and Color



Description	Model#	Product Wt	Grade	top > edge >		
				Laminate PVC	Laminate Wood	Veneer Wood
edge ordering code >				Flat	Flat	Flat
				LP1S	LW1S	VW1S
edge ordering code >				Fluted	Fluted	Fluted
Seats Only (no table)						
				LPF1S	LWF1S	VWF1S
Standard Frame 4-Leg Base with Arms 2 Seats Shell: Ply	QUPYBL2A-07	67	Ply	2213		
Corner Table Frame 4-Leg Base with Arms 2 Seats with Corner Table Right Shell: Ply	QUPYBL2A-07 R	76	Ply	2376		
Corner Table Ordered Separately	AQUHDBL3 2634RE	18			973	1603 2398
Corner Table Frame 4-Leg Base with Arms 2 Seats with Corner Table Left Shell: Ply	QUPYBL2A-07 L	76	Ply	2376		
Corner Table Ordered Separately	AQUHDBL3 2634RE	18			973	1603 2398

For model numbers that have a corner table option, the corner table must be purchased separately.
Refer to pages 291 to 293 for dimensions.

Finish Options	Price
Chrome	\$ 165
Nickel.....	\$ 223
Powder Coat - Standard.....	n/c
Powder Coat - Premium.....	\$ 165


TRANSPARENT AND PLATINUM POWDER COAT NOT AVAILABLE
BEAM WILL ALWAYS BE BLACK

Wire Management Options	Code	Price
Wire Management Beam (per beam)	WHDS	\$ 256

Power and Data Options
Please reference the Power + Data Price List

Custom Charges	Code	Price
Powder Coat Alternative (per color)	OPA	call
Stain Finish Match (per finish)	OSM	\$ 996

Quanta Max
Ply Beam
Arms on Ends



VERSTEEL

Questions?

800 876 2120

top >
edge >

edge ordering code >

edge ordering code >

	Laminate PVC	Laminate Wood	Veneer Wood
	Flat LPIS	Flat LWIS	Flat VWIS
Seats Only (no table)	Fluted LPFIS	Fluted LWFIS	Fluted VWFIS

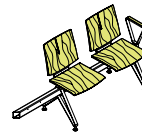
	Description	Model#	Product Wt	Grade			
	Standard Frame	QUPYBL2A-04	72	2/COM	2543		
	4-Leg Base with Arms			3	2620		
	2 Seats			4	2698		
	Shell: Ply			5	2765		
	Seat: Upholstered Pad			6	2842		
	Corner Table Frame	QUPYBL2A-04 R	81	2/COM	2704		
	4-Leg Base with Arms			3	2781		
	2 Seats with Corner Table Right			4	2858		
	Shell: Ply			5	2924		
	Seat: Upholstered Pad			6	3002		
	Corner Table	AQUHDBL3 2634RE	18			973	1603 2398
	Sold Separately						
	Corner Table Frame	QUPYBL2A-04 L	81	2/COM	2704		
	4-Leg Base with Arms			3	2781		
	2 Seats with Corner Table Left			4	2858		
	Shell: Ply			5	2924		
	Seat: Upholstered Pad			6	3002		
	Corner Table	AQUHDBL3 2634RE	18			973	1603 2398
	Sold Separately						

COM Yardage
Refer to page 295.

For model numbers that have a corner table option, the corner table must be purchased separately.
Refer to pages 291 to 293 for dimensions.

To Order, Specify...

- 1 Model Number
- 2 Shell Color
- 3 Leg Color
- 4 Upholstery Selection
- 5 Top Material
- 6 Edge Detail and Color



						top >	Laminate PVC	Laminate Wood	Veneer Wood
						edge >	Flat	Flat	Flat
						edge ordering code >	LPIS	LWIS	VWIS
						edge ordering code >	Fluted	Fluted	Fluted
						edge ordering code >	LPFIS	LWFIS	VWFIS
						Seats Only (no table)			
Description	Model#	Product Wt	Grade						
 	Corner Table Frame 4-Leg Base with Arm 2 Seats with Corner Table Right Shell: Ply	QUPYBL2AE-07 R	74	Ply	2369				
	Corner Table Orderd Separately	AQUHDBL3 2634RE	18			973	1603	2398	
 	Corner Table Frame 4-Leg Base with Arm 2 Seats with Corner Table Left Shell: Ply	QUPYBL2AE-07 L	74	Ply	2369				
	Corner Table Ordered Separately	AQUHDBL3 2634RE	18			973	1603	2398	
 	Corner Table Frame 4-Leg Base with Arm 2 Seats with Corner Table Right Shell: Ply Seat: Upholstered Pad	QUPYBL2AE-04 R	78	2/COM	2318				
				3	2397				
				4	2473				
				5	2537				
				6	2615				
	Corner Table Ordered Separately	AQUHDBL3 2634RE	18			973	1603	2398	
 	Corner Table Frame 4-Leg Base with Arm 2 Seats with Corner Table Left Shell: Ply Seat: Upholstered Pad	QUPYBL2AE-04 L	78	2/COM	2318				
				3	2397				
				4	2473				
				5	2537				
				6	2615				
	Corner Table Sold Separately	AQUHDBL3 2634RE	18			973	1603	2398	

COM Yardage
 Refer to page 295.

For model numbers that have a corner table option, the corner table must be purchased separately.
 Refer to pages 291 to 293 for dimensions.

Finish Options	Price
Chrome	\$ 165
Nickel.....	\$ 223
Powder Coat - Standard.....	n/c
Powder Coat - Premium.....	\$ 165

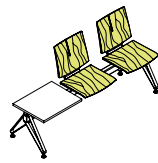
TRANSPARENT AND PLATINUM POWDER COAT NOT AVAILABLE
 BEAM WILL ALWAYS BE BLACK

Wire Management Options	Code	Price
Wire Management Beam (per beam)	WHDS	\$ 256

Power and Data Options
 Please reference the Power + Data Price List

Custom Charges	Code	Price
Powder Coat Alternative (per color)	OPA	call
Stain Finish Match (per finish)	OSM	\$ 996

Quanta Max
Ply Beam
Armless



VERSTEEL







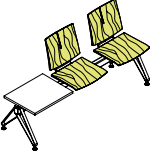
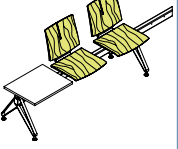


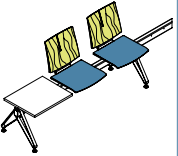

Questions?

800 876 2120

top >
edge >

edge ordering code >

edge ordering code >

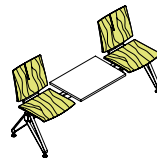
	Laminate PVC	Laminate Wood	Veneer Wood			
	Flat 	Flat 	Flat 			
	LPIS	LWIS	VWIS			
	Fluted 	Fluted 	Fluted 			
	LPFIS	LWFIS	VWFIS			
Description	Model#	Product Wt	Grade			
 Standard Frame 4-Leg Base Armless 2 Seats, 1 Top Right Shell: Ply	QUPYBL3-07 3	80	Ply	2414	2753	3344
				2578	2917	3505
 Corner Table Frame 4-Leg Base Armless 2 Seats, 1 Top Right with Corner Table Left Shell: Ply	QUPYBL3-07 3L	91	Ply	973	1603	2398
				2881	3217	3809
 Corner Table Ordered Separately	AQUHDBL3 2939RE	22		2964	3302	3892
 Standard Frame 4-Leg Base Armless 2 Seats, 1 Top Right Shell: Ply Seat: Upholstered Pad	QUPYBL3-04 3	83	2/COM	3035	3372	3965
			3	3098	3439	4027
			4	3177	3514	4105
			5			
			6			
 Corner Table Frame 4-Leg Base Armless 2 Seats, 1 Top Right with Corner Table Left Shell: Ply Seat: Upholstered Pad	QUPYBL3-04 3L	94	2/COM	3261	3599	4189
			3	3337	3676	4267
			4			
			5			
			6			
 Corner Table Ordered Separately	AQUHDBL3 2939RE	22		973	1603	2398

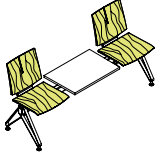
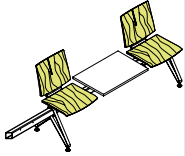
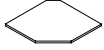
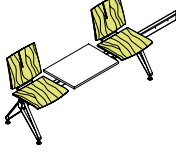
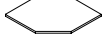
COM Yardage
Refer to page 295.

For model numbers that have a corner table option, the corner table must be purchased separately.
Refer to pages 291 to 293 for dimensions.

To Order, Specify...

- 1 Model Number
- 2 Shell Color
- 3 Leg Color
- 4 Upholstery Selection
- 5 Top Material
- 6 Edge Detail and Color



Description	Model#	Product Wt	Grade	top > edge >		
				Laminate PVC	Laminate Wood	Veneer Wood
 Standard Frame 4-Leg Base Armless 2 Seats, 1 Top Center Shell: Ply	QUPYBL3-07 2	80	Ply	Flat	Flat	Flat
				edge ordering code >	LPIS	LWIS
 Corner Table Frame 4-Leg Base Armless 2 Seats, 1 Top Center with Corner Table Right Shell: Ply	QUPYBL3-07 2R	91	Ply	Fluted	Fluted	Fluted
				edge ordering code >	LPFIS	LWFIS
 Corner Table Ordered Separately	AQUHDBL3 2939RE	22		973	1603	2398
 Corner Table Frame 4-Leg Base Armless 2 Seats, 1 Top Center with Corner Table Left Shell: Ply	QUPYBL3-07 2L	91	Ply	Fluted	Fluted	Fluted
				edge ordering code >	LPFIS	LWFIS
 Corner Table Ordered Separately	AQUHDBL3 2939RE	22		973	1603	2398

For model numbers that have a corner table option, the corner table must be purchased separately.
Refer to pages 291 to 293 for dimensions.

Finish Options	Price
Chrome	\$ 165
Nickel.....	\$ 223
Powder Coat - Standard.....	n/c
Powder Coat - Premium.....	\$ 165

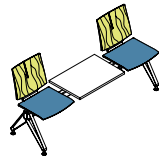
TRANSPARENT AND PLATINUM POWDER COAT NOT AVAILABLE
BEAM WILL ALWAYS BE BLACK

Wire Management Options	Code	Price
Wire Management Beam (per beam)	WHDS	\$ 256

Power and Data Options
Please reference the Power + Data Price List

Custom Charges	Code	Price
Powder Coat Alternative (per color)	OPA	call
Stain Finish Match (per finish)	OSM	\$ 996

Quanta Max
Ply Beam
Armless



VERSTEEL







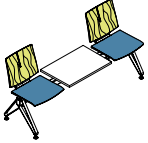
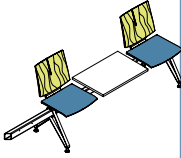

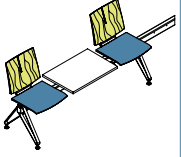

Questions?

800 876 2120

top >
edge >

edge ordering code >

edge ordering code >

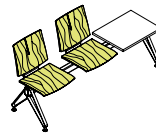
	Laminate PVC	Laminate Wood	Veneer Wood			
	Flat 	Flat 	Flat 			
	LPIS	LWIS	VWIS			
	Fluted 	Fluted 	Fluted 			
	LPFIS	LWFIS	VWFIS			
Description	Model#	Product Wt	Grade			
 <p>Standard Frame 4-Leg Base Armless 2 Seats, 1 Top Center Shell: Ply Seat: Upholstered Pad</p>	QUPYBL3-04 2	83	2/COM	2881	3217	3809
			3	2964	3302	3892
			4	3035	3372	3965
			5	3098	3439	4027
			6	3177	3514	4105
 <p>Corner Table Frame 4-Leg Base Armless 2 Seats, 1 Top Center with Corner Table Right Shell: Ply Seat: Upholstered Pad</p>	QUPYBL3-04 2R	94	2/COM	3040	3380	3969
			3	3119	3457	4049
			4	3200	3536	4127
			5	3261	3599	4189
			6	3337	3676	4267
 <p>Corner Table Ordered Separately</p>	AQUHDBL3 2939RE	22		973	1603	2398
 <p>Corner Table Frame 4-Leg Base Armless 2 Seats, 1 Top Center with Corner Table Left Shell: Ply Seat: Upholstered Pad</p>	QUPYBL3-04 2L	94	2/COM	3040	3380	3969
			3	3119	3457	4049
			4	3200	3536	4127
			5	3261	3599	4189
			6	3337	3676	4267
 <p>Corner Table Ordered Separately</p>	AQUHDBL3 2939RE	22		973	1603	2398

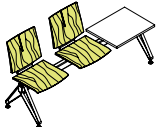






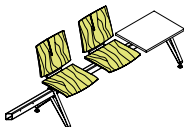
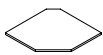

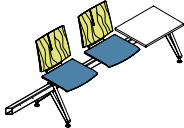
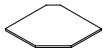
COM Yardage
Refer to page 295.

For model numbers that have a corner table option, the corner table must be purchased separately.
Refer to pages 291 to 293 for dimensions.

To Order, Specify...

- 1 Model Number
- 2 Shell Color
- 3 Leg Color
- 4 Upholstery Selection
- 5 Top Material
- 6 Edge Detail and Color



Description	Model#	Product Wt	Grade	top > edge >		
				Laminate PVC	Laminate Wood	Veneer Wood
 Standard Frame 4-Leg Base Armless 2 Seats, 1 Top Left Shell: Ply	QUPYBL3-071	80	Ply	Flat  edge ordering code > LP1S	Flat  edge ordering code > LW1S	Flat  edge ordering code > VW1S
				Fluted  edge ordering code > LPF1S	Fluted  edge ordering code > LWF1S	Fluted  edge ordering code > VWF1S
 Corner Table Frame 4-Leg Base Armless 2 Seats, 1 Top Left with Corner Table Right Shell: Ply	QUPYBL3-07 1R	91	Ply	2414	2753	3344
				2578	2917	3505
 Corner Table Ordered Separately	AQUHDBL3 2939RE	22		973	1603	2398
 Standard Frame 4-Leg Base Armless 2 Seats, 1 Top Left Shell: Ply Seat: Upholstered Pad	QUPYBL3-04 1	83	2/COM	2881	3217	3809
			3	3964	3302	3892
			4	3035	3372	3965
			5	3098	3439	4027
			6	3177	3514	4105
 Corner Table Frame 4-Leg Base Armless 2 Seats, 1 Top Left with Corner Table Right Shell: Ply Ordered: Upholstered Pad	QUPYBL3-04 1R	94	2/COM	3040	3380	3969
			3	3119	3457	4049
			4	3200	3536	4127
			5	3261	3599	4189
			6	3337	3676	4267
 Corner Table Sold Separately	AQUHDBL3 2939RE	22		973	1603	2398

COM Yardage
Refer to page 295.

For model numbers that have a corner table option, the corner table must be purchased separately.
Refer to pages 291 to 293 for dimensions.

Finish Options	Price
Chrome	\$ 165
Nickel	\$ 223
Powder Coat - Standard	n/c
Powder Coat - Premium	\$ 165


TRANSPARENT AND PLATINUM POWDER COAT NOT AVAILABLE
BEAM WILL ALWAYS BE BLACK

Wire Management Options	Code	Price
Wire Management Beam (per beam)	WHDS	\$ 256

Power and Data Options
Please reference the Power + Data Price List

Custom Charges	Code	Price
Powder Coat Alternative (per color)	OPA	call
Stain Finish Match (per finish)	OSM	\$ 996

Quanta Max
Ply Beam
Arms on Both Seats



VERSTEEL

Questions?

800 876 2120

top >	Laminate PVC	Laminate Wood	Veneer Wood
edge >	Flat	Flat	Flat
edge ordering code >	LPIS	LWIS	VWIS
	Fluted	Fluted	Fluted
edge ordering code >	LPFIS	LWFIS	VWFIS

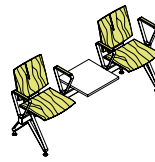
	Description	Model#	Product Wt	Grade			
	Standard Frame 4-Leg Base with Arms 2 Seats, 1 Top Right Shell: Ply	QUPYBL3AA-07 3	88	Ply	2932	3268	3860
	Corner Table Frame 4-Leg Base with Arms 2 Seats, 1 Top Right with Corner Table Left Shell: Ply	QUPYBL3AA-07 3L	97	Ply	3092	3430	4020
	Corner Table Ordered Separately	AQUHDBL3 2634RE	18		973	1603	2398
	Standard Frame 4-Leg Base with Arms 2 Seats, 1 Top Right Shell: Ply Seat: Upholstered Pad	QUPYBL3AA-04 3	96	2/COM	3395	3734	4326
				3	3474	3812	4401
				4	3550	3889	4480
				5	3618	3955	4544
				6	3694	4029	4622
	Corner Table Frame 4-Leg Base with Arms 2 Seats, 1 Top Right with Corner Table Left Shell: Ply Seat: Upholstered Pad	QUPYBL3AA-04 3L	104	2/COM	3557	3897	4487
				3	3633	3973	4262
				4	3711	4051	4641
				5	3777	4113	4704
				6	3855	4192	4783
	Corner Table Ordered Separately	AQUHDBL3 2634RE	18		973	1603	2398

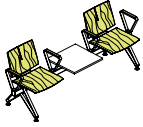
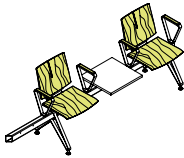
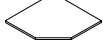
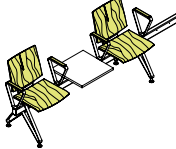

COM Yardage
Refer to page 295.

For model numbers that have a corner table option, the corner table must be purchased separately.
Refer to pages 291 to 293 for dimensions.

To Order, Specify...

- 1 Model Number
- 2 Shell Color
- 3 Leg Color
- 4 Upholstery Selection
- 5 Top Material
- 6 Edge Detail and Color



Description	Model#	Product Wt	Grade	top > edge >		
				Laminate PVC	Laminate Wood	Veneer Wood
 Standard Frame 4-Leg Base with Arms 2 Seats, 1 Top Center Shell: Ply	QUPYBL3AA-072	93	Ply	Flat	Flat	Flat
				edge ordering code >	LP1S	LW1S
 Corner Table Frame 4-Leg Base with Arms 2 Seats, 1 Top Center with Corner Table Right Shell: Ply	QUPYBL3AA-072R	102	Ply	Fluted	Fluted	Fluted
				edge ordering code >	LPF1S	LWF1S
 Corner Table Ordered Separately	AQUHDBL3 2634RE	18		973	1603	2398
 Corner Table Frame 4-Leg Base with Arms 2 Seats, 1 Top Center with Corner Table Left Shell: Ply	QUPYBL3AA-072L	102	Ply	Fluted	Fluted	Fluted
				edge ordering code >	LPF1S	LWF1S
 Corner Table Ordered Separately	AQUHDBL3 2634RE	18		973	1603	2398

For model numbers that have a corner table option, the corner table must be purchased separately.
Refer to pages 291 to 293 for dimensions.

Finish Options	Price
Chrome	\$ 165
Nickel.....	\$ 223
Powder Coat - Standard.....	n/c
Powder Coat - Premium.....	\$ 165

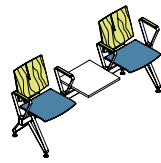
Wire Management Options	Code	Price
Wire Management Beam (per beam)	WHDS	\$ 256

Power and Data Options
Please reference the Power + Data Price List

Custom Charges	Code	Price
Powder Coat Alternative (per color)	OPA	call
Stain Finish Match (per finish)	OSM	\$ 996

TRANSPARENT AND PLATINUM POWDER COAT NOT AVAILABLE
BEAM WILL ALWAYS BE BLACK

Quanta Max
Ply Beam
Arms on Both Seats



VERSTEEL

Questions?

800 876 2120

top >
edge >

edge ordering code >

edge ordering code >

	Laminate PVC	Laminate Wood	Veneer Wood
	Flat 	Flat 	Flat
	LPIS	LWIS	VWIS
	Fluted 	Fluted 	Fluted
	LPFIS	LWFIS	VWFIS
	3395	3734	4326
	3474	3812	4401
	3550	3889	4480
	3618	3955	4544
	3694	4029	4622
	3557	3897	4487
	3633	3973	4561
	3711	4051	4641
	3777	4113	4704
	3855	4192	4783
	973	1603	2398
	3557	3897	4487
	3633	3973	4561
	3711	4051	4641
	3777	4113	4704
	3855	4192	4783
	973	1603	2398

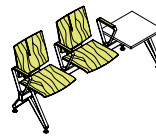
	Description	Model#	Product Wt	Grade
	Standard Frame 4-Leg Base with Arms 2 Seats, 1 Top Center Shell: Ply Seat: Upholstered Pad	QUPYBL3AA-04 2	98	2/COM
	Corner Table Frame 4-Leg Base with Arms 2 Seats, 1 Top Center with Corner Table Right Shell: Ply Seat: Upholstered Pad	QUPYBL3AA-04 2R	106	2/COM
	Corner Table Ordered Separately	AQUHDBL3 2634RE	18	
	Corner Table Frame 4-Leg Base with Arms 2 Seats, 1 Top Center with Corner Table Left Shell: Ply Seat: Upholstered Pad	QUPYBL3AA-04 2L	106	2/COM
	Corner Table Ordered Separately	AQUHDBL3 2634RE	18	

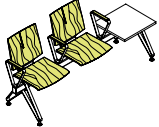
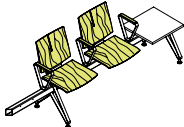
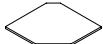
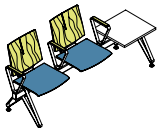
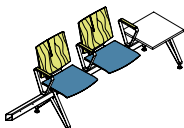

COM Yardage
Refer to page 295.

For model numbers that have a corner table option, the corner table must be purchased separately.
Refer to pages 291 to 293 for dimensions.

To Order, Specify...

- 1 Model Number
- 2 Shell Color
- 3 Leg Color
- 4 Upholstery Selection
- 5 Top Material
- 6 Edge Detail and Color



Description	Model#	Product Wt	Grade	top > edge >		
				Laminate PVC	Laminate Wood	Veneer Wood
				edge ordering code >		
				LPIS	LWIS	VWIS
				edge ordering code >		
				LPFIS	LWFIS	VWFIS
 Standard Frame 4-Leg Base with Arms 2 Seats, 1 Top Left Shell: Ply	QUPYBL3AA-071	88	Ply	2932	3268	3860
 Corner Table Frame 4-Leg Base with Arms 2 Seats, 1 Top Left with Corner Table Right Shell: Ply	QUPYBL3AA-071R	97	Ply	3092	3430	4020
 Corner Table Ordered Separately	AQUHDBL3 2634RE	18		973	1603	2398
 Standard Frame 4-Leg Base with Arms 2 Seats, 1 Top Left Shell: Ply Seat: Upholstered Pad	QUPYBL3AA-041	96	2/COM	3395	3734	4326
			3	3474	3812	4401
			4	3550	3889	4480
			5	3618	3955	4544
			6	3694	4029	4622
 Corner Table Frame 4-Leg Base with Arms 2 Seats, 1 Top Left with Corner Table Right Shell: Ply Seat: Upholstered Pad	QUPYBL3AA-041R	104	2/COM	3557	3897	4487
			3	3633	3973	4561
			4	3711	4051	4641
			5	3777	4113	4704
			6	3855	4192	4783
 Corner Table Ordered Separately	AQUHDBL3 2634RE	18		973	1603	2398

COM Yardage
Refer to page 295.

For model numbers that have a corner table option, the corner table must be purchased separately.
Refer to pages 291 to 293 for dimensions.

Finish Options	Price
Chrome	\$ 165
Nickel	\$ 223
Powder Coat - Standard	n/c
Powder Coat - Premium	\$ 165

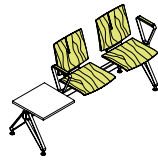
TRANSPARENT AND PLATINUM POWDER COAT NOT AVAILABLE
BEAM WILL ALWAYS BE BLACK

Wire Management Options	Code	Price
Wire Management Beam (per beam)	WHDS	\$ 256

Power and Data Options
Please reference the Power + Data Price List

Custom Charges	Code	Price
Powder Coat Alternative (per color)	OPA	call
Stain Finish Match (per finish)	OSM	\$ 996

Quanta Max
Ply Beam
Arms on Ends



VERSTEEL







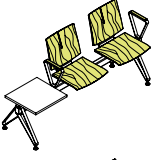

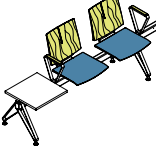
Questions?

800 876 2120

top >
edge >

edge ordering code >

edge ordering code >

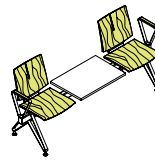
	Laminate PVC	Laminate Wood	Veneer Wood				
	Flat 	Flat 	Flat 				
	LPIS	LWIS	VWIS				
	Fluted 	Fluted 	Fluted 				
	LPFIS	LWFIS	VWFIS				
Description	Model#	Product Wt	Grade				
 Standard Frame 4-Leg Base with Arms 2 Seats, 1 Top Right Shell: Ply	QUPYBL3A-07 3	88	Ply	2673	3011	3602	
	Corner Table Frame 4-Leg Base with Arms 2 Seats, 1 Top Right with Corner Table Left Shell: Ply	QUPYBL3A-07 3L	96	Ply	2833	3175	3765
	Corner Table Ordered Separately	AQUHDBL3 2634RE	18		973	1603	2398
 Standard Frame 4-Leg Base with Arms 2 Seats, 1 Top Right Shell: Ply Seat: Upholstered Pad	QUPYBL3A-04 3	92		2/COM	3137	3476	4067
				3	3215	3552	4144
				4	3291	3631	4221
				5	3360	3696	4287
				6	3432	3775	4364
 Corner Table Frame 4-Leg Base with Arms 2 Seats, 1 Top Right with Corner Table Left Shell: Ply Seat: Upholstered Pad	QUPYBL3A-04 3L	102		2/COM	3297	3636	4227
				3	3154	3472	4024
				4	3453	3792	4381
				5	3518	3858	4448
				6	3596	3935	4524
Corner Table Ordered Separately	AQUHDBL3 2634RE	18			973	1603	2398










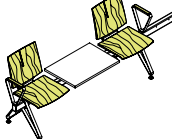
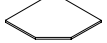
COM Yardage
Refer to page 295.

For model numbers that have a corner table option, the corner table must be purchased separately.
Refer to pages 291 to 293 for dimensions.

To Order, Specify...

- 1 Model Number
- 2 Shell Color
- 3 Leg Color
- 4 Upholstery Selection
- 5 Top Material
- 6 Edge Detail and Color



Description	Model#	Product Wt	Grade	top > edge >		
				Laminate PVC	Laminate Wood	Veneer Wood
				Flat  edge ordering code > LP1S	Flat  edge ordering code > LW1S	Flat  edge ordering code > VW1S
				Fluted  edge ordering code > LPF1S	Fluted  edge ordering code > LWF1S	Fluted  edge ordering code > VWF1S
 Standard Frame 4-Leg Base with Arms 2 Seats, 1 Top Center Shell: Ply	QUPYBL3A-07 2	88	Ply	2673	3011	3602
 Corner Table Frame 4-Leg Base with Arms 2 Seats, 1 Top Center with Corner Table Right Shell: Ply	QUPYBL3A-07 2R	96	Ply	2833	3175	3765
 Corner Table Sold Separately	AQUHDBL3 2634RE	18		973	1603	2398
 Corner Table Frame 4-Leg Base with Arms 2 Seats, 1 Top Center with Corner Table Left Shell: Ply	QUPYBL3A-07 2L	96	Ply	2833	3175	3765
 Corner Table Sold Separately	AQUHDBL3 2634RE	18		973	1603	2398

For model numbers that have a corner table option, the corner table must be purchased separately.
Refer to pages 291 to 293 for dimensions.

Finish Options	Price
Chrome	\$ 165
Nickel.....	\$ 223
Powder Coat - Standard.....	n/c
Powder Coat - Premium.....	\$ 165

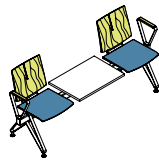
TRANSPARENT AND PLATINUM POWDER COAT NOT AVAILABLE
BEAM WILL ALWAYS BE BLACK

Wire Management Options	Code	Price
Wire Management Beam (per beam)	WHDS	\$ 256

Power and Data Options
Please reference the Power + Data Price List

Custom Charges	Code	Price
Powder Coat Alternative (per color)	OPA	call
Stain Finish Match (per finish)	OSM	\$ 996

Quanta Max
Ply Beam
Arms on Ends



Questions?

800 876 2120

top >	Laminate PVC	Laminate Wood	Veneer Wood
edge >	Flat	Flat	Flat
edge ordering code >	LPIS	LWIS	VWIS
	Fluted	Fluted	Fluted
edge ordering code >	LPFIS	LWFIS	VWFIS

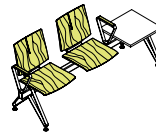
	Description	Model#	Product Wt	Grade			
	Standard Frame	QUPYBL3A-04 2	92	2/COM	3137	3476	4067
	4-Leg Base with Arms			3	3215	3552	4144
	2 Seats, 1 Top Center			4	3291	3631	4221
	Shell: Ply			5	3360	3696	4287
	Seat: Upholstered Pad			6	3432	3775	4364
	Corner Table Frame	QUPYBL3A-04 2R	102	2/COM	3297	3636	4227
	4-Leg Base with Arms			3	3375	3715	4306
	2 Seats, 1 Top Center with Corner Table Right			4	3453	3792	4381
	Shell: Ply			5	3518	3858	4448
	Seat: Upholstered Pad			6	3596	3935	4524
	Corner Table	AQUHDBL3 2634RE	18		973	1603	2398
	Ordered Separately						
	Corner Table Frame	QUPYBL3A-04 2L	102	2/COM	3297	3636	4227
	4-Leg Base with Arms			3	3375	3715	4306
	2 Seats, 1 Top Center with Corner Table Left			4	3453	3792	4381
	Shell: Ply			5	3518	3858	4448
	Seat: Upholstered Pad			6	3596	3935	4524
	Corner Table	AQUHDBL3 2634RE	18		973	1603	2398
	Ordered Separately						

COM Yardage
Refer to page 295.

For model numbers that have a corner table option, the corner table must be purchased separately.
Refer to pages 291 to 293 for dimensions.

To Order, Specify...

- 1 Model Number
- 2 Shell Color
- 3 Leg Color
- 4 Upholstery Selection
- 5 Top Material
- 6 Edge Detail and Color



Description	Model#	Product Wt	Grade	top > edge >		
				Laminate PVC	Laminate Wood	Veneer Wood
 Standard Frame 4-Leg Base with Arms 2 Seats, 1 Top Left Shell: Ply	QUPYBL3A-071	88	Ply	Flat edge ordering code > LP1S	Flat edge ordering code > LW1S	Flat edge ordering code > VW1S
				Fluted edge ordering code > LPF1S	Fluted edge ordering code > LWF1S	Fluted edge ordering code > VWF1S
 Corner Table Frame 4-Leg Base with Arms 2 Seats, 1 Top Left with Corner Table Right Shell: Ply	QUPYBL3A-071R	96	Ply	2673	3011	3602
				2833	3175	3765
 Corner Table Ordered Separately	AQUHDBL3 2634RE	18		973	1603	2398
 Standard Frame 4-Leg Base with Arms 2 Seats, 1 Top Left Shell: Ply Seat: Upholstered Pad	QUPYBL3A-041	92	2/COM	3137	3476	4067
			3	3215	3552	4144
			4	3291	3631	4221
			5	3360	3696	4287
			6	3432	3775	4364
 Corner Table Frame 4-Leg Base with Arms 2 Seats, 1 Top Left with Corner Table Right Shell: Ply Seat: Upholstered Pad	QUPYBL3A-041R	102	2/COM	3297	3636	4227
			3	3375	3715	4306
			4	3453	3792	4381
			5	3518	3858	4448
			6	3596	3935	4524
 Corner Table Ordered Separately	AQUHDBL3 2634RE	18		973	1603	2398

COM Yardage
Refer to page 295.

For model numbers that have a corner table option, the corner table must be purchased separately.
Refer to pages 291 to 293 for dimensions.

Finish Options	Price
Chrome	\$ 165
Nickel	\$ 223
Powder Coat - Standard	n/c
Powder Coat - Premium	\$ 165

TRANSPARENT AND PLATINUM POWDER COAT NOT AVAILABLE
BEAM WILL ALWAYS BE BLACK

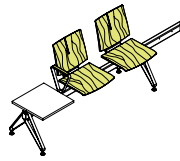
Wire Management Options	Code	Price
Wire Management Beam (per beam)	WHDS	\$ 256

Power and Data Options
Please reference the Power + Data Price List

Custom Charges	Code	Price
Powder Coat Alternative (per color)	OPA	call
Stain Finish Match (per finish)	OSM	\$ 996

Quanta Max







Ply Beam
Arm on One End Outside Seat


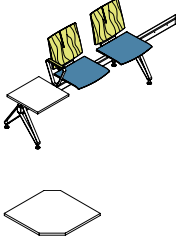


VERSTEEL

Questions?

800 876 2120

top >	Laminate PVC	Laminate Wood	Veneer Wood
edge >	Flat	Flat	Flat
			
edge ordering code >	LPIS	LWIS	VWIS
	Fluted	Fluted	Fluted
			
edge ordering code >	LPFIS	LWFIS	VWFIS

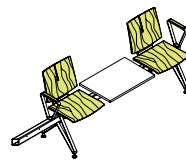
	Description	Model#	Product Wt	Grade				
	Corner Table Frame 4-Leg Base with Arm 2 Seat, 1 Top Right with Corner Table Left Shell: Ply	QUPYBL3AE-07 3L	92	Ply		2704	3046	3633
	Corner Table Ordered Separately	AQUHDBL3 2634RE	18			973	1603	2398
	Corner Table Frame 4-Leg Base with Arm 2 Seats, 1 Top Right with Corner Table Left Shell: Ply Seat: Upholstered Pad	QUPYBL3AE-04 3L	96	2/COM		3170	3509	4100
				3		3247	3587	4175
				4		3324	3663	4255
				5		3391	3729	4318
				6		3468	3806	4397
	Corner Table Ordered Separately	AQUHDBL3 2634RE	18			973	1603	2398

COM Yardage
Refer to page 295.

For model numbers that have a corner table option, the corner table must be purchased separately.
Refer to pages 291 to 293 for dimensions.

To Order, Specify...

- 1 Model Number
- 2 Shell Color
- 3 Leg Color
- 4 Upholstery Selection
- 5 Top Material
- 6 Edge Detail and Color



Description	Model#	Product Wt	Grade	top > edge >		
				Laminate PVC	Laminate Wood	Veneer Wood
 Corner Table Frame 4-Leg Base with Arm 2 Seats, 1 Top Center with Corner Table Right Shell: Ply	QUPYBL3AE-07 2R	97	Ply	Flat	Flat	Flat
				edge ordering code >	LP1S	LW1S
 Corner Table Frame 4-Leg Base with Arm 2 Seats, 1 Top Center with Corner Table Left Shell: Ply	QUPYBL3AE-07 2L	97	Ply	Fluted	Fluted	Fluted
				edge ordering code >	LPF1S	LWF1S
 Corner Table Frame 4-Leg Base with Arm 2 Seats, 1 Top Center with Corner Table Right Shell: Ply Seat: Upholstered Pad	QUPYBL3AE-04 2R	101	2/COM	2704	3046	3633
					3	3247
 Corner Table Frame 4-Leg Base with Arm 2 Seats, 1 Top Center with Corner Table Left Shell: Ply Seat: Upholstered Pad	QUPYBL3AE-04 2L	101	2/COM	4	3663	4255
					5	3391
 Corner Table Ordered Separately	AQUHDBL3 2634RE	18		6	3468	4397
					973	1603
 Corner Table Ordered Separately	AQUHDBL3 2634RE	18		973	1603	2398
					973	1603

COM Yardage
Refer to page 295.

For model numbers that have a corner table option, the corner table must be purchased separately.
Refer to pages 291 to 293 for dimensions.

Finish Options	Price
Chrome	\$ 165
Nickel	\$ 223
Powder Coat - Standard	n/c
Powder Coat - Premium	\$ 165

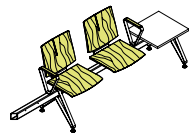
TRANSPARENT AND PLATINUM POWDER COAT NOT AVAILABLE
BEAM WILL ALWAYS BE BLACK

Wire Management Options	Code	Price
Wire Management Beam (per beam)	WHDS	\$ 256

Power and Data Options
Please reference the Power + Data Price List

Custom Charges	Code	Price
Powder Coat Alternative (per color)	OPA	call
Stain Finish Match (per finish)	OSM	\$ 996

Quanta Max
Ply Beam
Arms on One End Outside Seats



VERSTEEL







Questions?

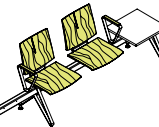

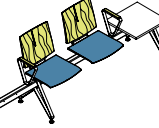

800 876 2120

top >
edge >

edge ordering code >

edge ordering code >

	Laminate PVC	Laminate Wood	Veneer Wood
	Flat  LPIS	Flat  LWIS	Flat  VWIS
	Fluted  LPFIS	Fluted  LWFIS	Fluted  VWFIS
	2704	3046	3633
	973	1603	2398
	3170	3509	4100
	3247	3587	4175
	3324	3663	4255
	3391	3729	4318
	3468	3806	4397
	973	1603	2398

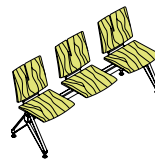
	Description	Model#	Product Wt	Grade
	Corner Table Frame 4-Leg Base with Arm 2 Seats, 1 Top Left with Corner Table Right Shell: Ply	QUPYBL3AE-07 1R	92	Ply
	Corner Table Ordered Separately	AQUHDBL3 2634RE	18	
	Corner Table Frame 4-Leg Base with Arm 2 Seats, 1 Top Left with Corner Table Right Shell: Ply Seat: Upholstered Pad	QUPYBL3AE-04 1R	96	2/COM
	Corner Table Ordered Separately	AQUHDBL3 2634RE	18	

COM Yardage
Refer to page 295.

For model numbers that have a corner table option, the corner table must be purchased separately.
Refer to pages 291 to 293 for dimensions.

To Order, Specify...

- 1 Model Number
- 2 Shell Color
- 3 Leg Color
- 4 Upholstery Selection
- 5 Top Material
- 6 Edge Detail and Color



					top >	Laminate PVC	Laminate Wood	Veneer Wood	
					edge >		Flat	Flat	Flat
					edge ordering code >		LPIS	LWIS	VWIS
					edge ordering code >	Seats Only (no table)	Fluted	Fluted	Fluted
					edge ordering code >		LPFIS	LWFIS	VWFIS
Description	Model#	Product Wt	Grade						
Standard Frame 4-Leg Base Armless 3 Seats Shell: Ply	QUPYBL3-07	80	Ply	2547					
Corner Table Frame 4-Leg Base Armless 3 Seats with Corner Table Right Shell: Ply	QUPYBL3-07 R	91	Ply	2708					
Corner Table Ordered Separately	AQUHDBL3 2939RE	22			973	1603	2398		
Corner Table Frame 4-Leg Base Armless 3 Seats with Corner Table Left Shell: Ply	QUPYBL3-07 L	91	Ply	2708					
Corner Table Ordered Separately	AQUHDBL3 2939RE	22			973	1603	2398		

For model numbers that have a corner table option, the corner table must be purchased separately.
Refer to pages 291 to 293 for dimensions.

Finish Options	Price
Chrome	\$ 165
Nickel.....	\$ 223
Powder Coat - Standard.....	n/c
Powder Coat - Premium.....	\$ 165

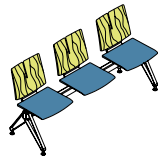
TRANSPARENT AND PLATINUM POWDER COAT NOT AVAILABLE
BEAM WILL ALWAYS BE BLACK

Wire Management Options	Code	Price
Wire Management Beam (per beam)	WHDS	\$ 256

Power and Data Options
Please reference the Power + Data Price List

Custom Charges	Code	Price
Powder Coat Alternative (per color)	OPA	call
Stain Finish Match (per finish)	OSM	\$ 996

Quanta Max
Ply Beam
Armless



VERSTEEL

Questions?

800 876 2120

top >
edge >

edge ordering code >

edge ordering code >

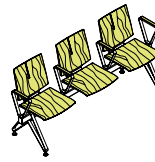
	Description	Model#	Product Wt	Grade		Laminate PVC	Laminate Wood	Veneer Wood
	Standard Frame 4-Leg Base Armless 3 Seats Shell: Ply Seat: Upholstered Pad	QUPYBL3-04	87	2/COM	3242	Flat LPIS	Flat LWIS	Flat VWIS
				3	3361			
				4	3476			
				5	3571			
				6	3688			
	Corner Table Frame 4-Leg Base Armless 3 Seats with Corner Table Right Shell: Ply Seat: Upholstered Pad	QUPYBL3-04 R	98	2/COM	3402	Fluted LPFIS	Fluted LWFIS	Fluted VWFIS
				3	3519			
				4	3636			
				5	3733			
				6	3851			
	Corner Table Ordered Separately	AQUHDBL3 2939RE	22			973	1603	2398
	Corner Table Frame 4-Leg Base Armless 3 Seats with Corner Table Left Shell: Ply Seat: Upholstered Pad	QUPYBL3-04 L	98	2/COM	3402	Fluted LPFIS	Fluted LWFIS	Fluted VWFIS
				3	3519			
				4	3636			
				5	3733			
				6	3851			
	Corner Table Ordered Separately	AQUHDBL3 2939RE	22			973	1603	2398

COM Yardage
Refer to page 295.

For model numbers that have a corner table option, the corner table must be purchased separately.
Refer to pages 291 to 293 for dimensions.

To Order, Specify...

- 1 Model Number
- 2 Shell Color
- 3 Leg Color
- 4 Upholstery Selection
- 5 Top Material
- 6 Edge Detail and Color



Description	Model#	Product Wt	Grade	top > edge >		
				Laminate PVC	Laminate Wood	Veneer Wood
				Flat LPIS	Flat LWIS	Flat VWIS
				Fluted LPFIS	Fluted LWFIS	Fluted VWFIS
				Seats Only (no table)		
Standard Frame 4-Leg Base with Arms 3 Seats Shell: Ply	QUPYBL3AA-07	96	Ply	3320		
Corner Table Frame 4-Leg Base with Arms 3 Seats with Corner Table Right Shell: Ply	QUPYBL3AA-07 R	106	Ply	3481		
Corner Table Ordered Separately	AQUHDBL3 2634RE	18			973	1603 2398
Corner Table Frame 4-Leg Base with Arms 3 Seats with Corner Table Left Shell: Ply	QUPYBL3AA-07 L	106	Ply	3481		
Corner Table Ordered Separately	AQUHDBL3 2634RE	18		973	1603	2398

For model numbers that have a corner table option, the corner table must be purchased separately.
Refer to pages 291 to 293 for dimensions.

Finish Options	Price
Chrome	\$ 165
Nickel.....	\$ 223
Powder Coat - Standard.....	n/c
Powder Coat - Premium.....	\$ 165

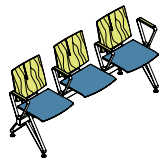
TRANSPARENT AND PLATINUM POWDER COAT NOT AVAILABLE
BEAM WILL ALWAYS BE BLACK

Wire Management Options	Code	Price
Wire Management Beam (per beam)	WHDS	\$ 256

Power and Data Options
Please reference the Power + Data Price List

Custom Charges	Code	Price
Powder Coat Alternative (per color)	OPA	call
Stain Finish Match (per finish)	OSM	\$ 996

Quanta Max
Ply Beam
Arms on All 3 Seats



VERSTEEL

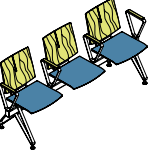






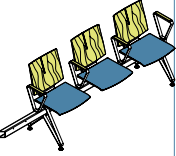

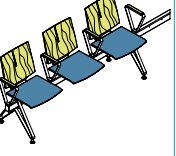

Questions?

800 876 2120

top >
edge >

edge ordering code >

edge ordering code >
Seats Only
(no table)

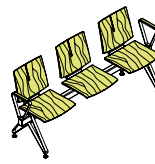
Description	Model#	Product Wt	Grade		Laminate PVC	Laminate Wood	Veneer Wood
 <p>Standard Frame 4-Leg Base with Arms 3 Seats Shell: Ply Seat: Upholstered Pad</p>	QUPYBL3AA-04	104	2/COM	4017	Flat 	Flat 	Flat 
			3	4133	LPIS	LWIS	VWIS
			4	4249			
			5	4345			
			6	4461			
							  
 <p>Corner Table Frame 4-Leg Base with Arms 3 Seats with Corner Table Right Shell: Ply Seat: Upholstered Pad</p>	QUPYBL3AA-04 R	113	2/COM	4177			
			3	4295			
			4	4411			
			5	4507			
			6	4623			
							973
 <p>Corner Table Ordered Separately</p>	AQUHDBL3 2634RE	18					
 <p>Corner Table Frame 4-Leg Base with Arms 3 Seats with Corner Table Left Shell: Ply Seat: Upholstered Pad</p>	QUPYBL3AA-04 L	113	2/COM	4177			
			3	4295			
			4	4411			
			5	4507			
			6	4623			
							973
 <p>Corner Table Ordered Separately</p>	AQUHDBL3 2634RE	18					

COM Yardage
Refer to page 295.

For model numbers that have a corner table option, the corner table must be purchased separately.
Refer to pages 291 to 293 for dimensions.

To Order, Specify...

- 1 Model Number
- 2 Shell Color
- 3 Leg Color
- 4 Upholstery Selection
- 5 Top Material
- 6 Edge Detail and Color



					top >	Laminate PVC	Laminate Wood	Veneer Wood	
					edge >		Flat	Flat	Flat
					edge ordering code >		LPIS	LWIS	VWIS
					edge ordering code >	Seats Only (no table)	Fluted	Fluted	Fluted
							LPFIS	LWFIS	VWFIS
Description	Model#	Product Wt	Grade						
Standard Frame 4-Leg Base with Arms 3 Seats Shell: Ply	QUPYBL3A-07	90	Ply	2804					
Corner Table Frame 4-Leg Base with Arms 3 Seats with Corner Table Right Shell: Ply	QUPYBL3A-07 R	99	Ply	2967					
Corner Table Ordered Separately	AQUHDBL3 2634RE	18			973	1603	2398		
Corner Table Frame 4-Leg Base with Arms 3 Seats with Corner Table Left Shell: Ply	QUPYBL3A-07 L	99	Ply	2967					
Corner Table Ordered Separately	AQUHDBL3 2634RE	18			973	1603	2398		

For model numbers that have a corner table option, the corner table must be purchased separately.
Refer to pages 291 to 293 for dimensions.

Finish Options	Price
Chrome	\$ 165
Nickel.....	\$ 223
Powder Coat - Standard.....	n/c
Powder Coat - Premium.....	\$ 165


TRANSPARENT AND PLATINUM POWDER COAT NOT AVAILABLE
BEAM WILL ALWAYS BE BLACK

Wire Management Options	Code	Price
Wire Management Beam (per beam)	WHDS	\$ 256

Power and Data Options
Please reference the Power + Data Price List

Custom Charges	Code	Price
Powder Coat Alternative (per color)	OPA	call
Stain Finish Match (per finish)	OSM	\$ 996

Quanta Max
Ply Beam
Arms on 2 End Seats



VERSTEEL

Questions?

800 876 2120

top >
edge >

edge ordering code >

edge ordering code >
Seats Only
(no table)

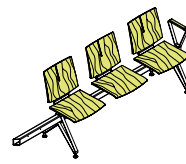
	Description	Model#	Product Wt	Grade		Laminate PVC	Laminate Wood	Veneer Wood
	Standard Frame 4-Leg Base with Arms 3 Seats Shell: Ply Seat: Upholstered Pad	QUPYBL3A-04	97	2/COM	3502	Flat LPIS	Flat LWIS	Flat VWIS
				3	3619			
				4	3733			
				5	3829			
				6	3946			
	Corner Table Frame 4-Leg Base with Arms 3 Seats with Corner Table Right Shell: Ply Seat: Upholstered Pad	QUPYBL3A-04 R	106	2/COM	3662			
				3	3778			
				4	3894			
				5	3990			
				6	4106			
	Corner Table Ordered Separately	AQUHDBL3 2634RE	18			973	1603	2398
	Corner Table Frame 4-Leg Base with Arms 3 Seats with Corner Table Left Shell: Ply Seat: Upholstered Pad	QUPYBL3A-04 L	106	2/COM	3662			
				3	3778			
				4	3894			
				5	3990			
				6	4106			
	Corner Table Ordered Separately	AQUHDBL3 2634RE	18			973	1603	2398

COM Yardage
Refer to page 295.

For model numbers that have a corner table option, the corner table must be purchased separately.
Refer to pages 291 to 293 for dimensions.

To Order, Specify...

- 1 Model Number
- 2 Shell Color
- 3 Leg Color
- 4 Upholstery Selection
- 5 Top Material
- 6 Edge Detail and Color



						top > edge >	Laminate PVC	Laminate Wood	Veneer Wood
						edge ordering code >	Flat LPIS	Flat LWIS	Flat VWIS
						edge ordering code >	Fluted LPFIS	Fluted LWFIS	Fluted VWFIS
						Seats Only (no table)			
Description	Model#	Product Wt	Grade						
 	Corner Table Frame 4-Leg Base with Arm 3 Seats with Corner Table Right Shell: Ply	QUPYBL3AE-07 R	98	Ply	2804				
	Corner Table Ordered Separately	AQUHDBL3 2634RE	18			973	1603	2398	
 	Corner Table Frame 4-Leg Base with Arm 3 Seats with Corner Table Left Shell: Ply	QUPYBL3AE-07 L	98	Ply	2804				
	Corner Table Ordered Separately	AQUHDBL3 2634RE	18			973	1603	2398	
 	Corner Table Frame 4-Leg Base with Arm 3 Seats with Corner Table Right Shell: Ply Seat: Upholstered Pad	QUPYBL3AE-04 R	103	2/COM 3 4 5 6	3534 3619 3733 3829 3946				
	Corner Table Ordered Separately	AQUHDBL3 2634RE	18			973	1603	2398	
 	Corner Table Frame 4-Leg Base with Arm 3 Seats with Corner Table Left Shell: Ply Seat: Upholstered Pad	QUPYBL3AE-04 L	103	2/COM 3 4 5 6	3534 3619 3733 3829 3946				
	Corner Table Ordered Separately	AQUHDBL3 2634RE	18			973	1603	2398	

COM Yardage
Refer to page 295.

For model numbers that have a corner table option, the corner table must be purchased separately.
Refer to pages 291 to 293 for dimensions.

Finish Options	Price
Chrome	\$ 165
Nickel.....	\$ 223
Powder Coat - Standard.....	n/c
Powder Coat - Premium.....	\$ 165

TRANSPARENT AND PLATINUM POWDER COAT NOT
AVAILABLE
BEAM WILL ALWAYS BE BLACK

Wire Management Options	Code	Price
Wire Management Beam (per beam)	WHDS	\$ 256

Power and Data Options
Please reference the Power + Data Price List

Custom Charges	Code	Price
Powder Coat Alternative (per color)	OPA	call
Stain Finish Match (per finish)	OSM	\$ 996



Specifications

Sate is available in 4-leg guest, stool and swivel base styles with a molded resilient polypropylene resin or veneer shell. All can be specified with or without arms. Polypropylene armcaps are available in three colors. An upholstered seat pad can be specified on all models. 4-leg chairs are also available with a tablet arm.

Features

The clean design of the chair features a flex motion and innovative frame that allows for continual user support. 4-leg chairs and stools are standard with polyethylene glides. The die cast aluminum 5-star base incorporates dual wheel black casters. 4-leg chairs are lightweight and easy to stack on the floor or on the Sate Chair Trolley for a more efficient use of space. See below for stacking information.

Stacking Information

Floor

Guest Chair (w/o Casters) 10 (6 if seats are upholstered)

Guest Chair (w/Casters). 6 (4 if seats are upholstered)

Trolley

Guest Chair (with or w/o Casters) 20 (10 if seats are upholstered)

Shipping Schedule

Poly Shell	3-5 WEEKS
Ply Shell	3-5 WEEKS

Contact Versteel Customer Service for special lead time requests.

NOTE CHAIR ORDERS WITH COM UPHOLSTERY WILL BE SCHEDULED UPON RECEIPT OF COM UPHOLSTERY YARDAGE

BIFMA

All Versteel products are constructed to pass the relevant ANSI/BIFMA standards. For more detailed specifications by series and base style, contact Versteel Customer Service at 800.876.2120.

Additional information regarding warranty, terms and conditions, shipping, care and maintenance, etc. can be found in the All Seating price list.

Standard Versteel Upholstery

Standard Versteel Upholstery offers a range of materials, from fabrics in a variety of colors and textures to vinyls for soil resistance. Please refer to Versteel's fabric cards or the "Materials + Finishes" section of our website for information.

Grade-in Upholstery

Versteel has coordinated with upholstery manufacturers to simplify your order process. Many of the manufacturers' offerings have been pre-approved for application on Versteel Seating.

Contact Versteel Customer Service with your selected fabric choice to be graded in. You will be supplied with the appropriate grade-in designator. On your purchase order, complete the information with the pattern name, color description and grade-in designator, and Versteel will take it from there.

Customer's Own Material

Customer's Own Materials (COM's) are not an issue on Sate. Many COM's are pre-approved for application on Versteel Seating. Call Versteel Customer Service with your COM selection to determine if it has been pre-approved. If your selection has not been pre-approved, reference the "Receiving COM Approval" section below.

Receiving COM Approval

Not all materials are suitable for upholstery on Sate. A 12" x 12" memo sample must be supplied for approval before a COM material is accepted for an order. If the material is directional in pattern or weave, the pattern repeat (in inches) in both directions or the weave direction must be supplied.

Excess COM

Versteel will not store excess COM for more than 30 days after the order has been completed. If excess material is to be returned after order completion, send the request to Versteel Customer Service prior to acknowledged ship date. It is the customer's responsibility to arrange for the return of the material "freight collect."

COM Requiring Application Test

If an application test is required for your selected COM, send test sample material along with the following.

1. Name and return address
2. Model selected
3. Sketch showing special requirements for the positioning of the materials' pattern on the seat and ledge, if special considerations are required.

NOTE ALL UPHOLSTERIES ARE CUT UP THE ROLL TO MAXIMIZE YIELD AND WEAR PERFORMANCE

Ship COM to:

Versteel
 2332 Cathy Lane
 Jasper, IN 47546

COM must be shipped to the factory with transportation costs "prepaid." If material is considered defective or unusable, it will be returned "transportation collect."


For standard lead time orders, tag fabric with purchase order number and identify with project number if possible.

Application of Directional Fabrics

Due to the upholstering process, some fabrics not considered directional by the supplier may be considered directional by Versteel.

All COM's are cut "up the roll" unless otherwise directed by the customer (see illustration below).

EXAMPLE PATTERN CUT UP THE ROLL



If special cutting or upholstery application is required, you must indicate requirement at time of order entry.

Sate COM Yardage Requirements

COM yardage requirements are calculated for chairs and stools based on a material width of 54" and a repeat of 2" or less. For material less than 54" wide, contact Versteel for yardage requirements. Use the chart below as a guide to calculate your COM yardage. For quantities greater than 20 chairs or stools, contact Versteel Customer Service for calculation of COM yardage by model.

Quantity of Chairs	1	2	3	4	5	6	7	8	9	10	11	12	13	14	15	16	17	18	19	20
Sate																				
Upholstered Seat Only	1.0	1.5	1.5	2.0	2.5	2.5	3.5	3.5	4.0	4.0	4.5	4.5	5.0	5.5	5.5	6.0	6.5	6.5	7.0	7.5

Patterned COM Additional Yardage Guide

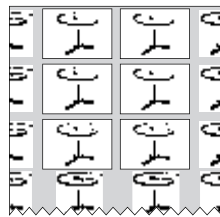
Use the guide below to aid in ordering the appropriate COM fabric when needing to match a pattern with a repeat. To use this guide, add the vertical and horizontal repeats together (e.g. a 5" vertical repeat plus an 11" horizontal repeat gives a 16" total). Then find the appropriate entry on the chart, and increase the yardage estimate by the percentage indicated.

For example: The yardage estimate is 8 yards of 54" wide fabric and the pattern has a repeat of 11" horizontal and 5" vertical. Add up the repeats (11" + 5" = 16") and find the appropriate entry - 15% in this example. Fifteen percent more fabric is required to match the pattern. 8 yards plus an extra 15% is 9.2 yards.

Fabric Width	Plain Fabric	3" - 14" Repeat	15" - 19" Repeat	20" - 27" Repeat	28" - 36" Repeat	37" - 45" Repeat	46" - 54" Repeat
54"	0%	10%	15%	20%	25%	30%	35%
50" - 52"	10%	20%	25%	30%	35%	40%	45%

Decorative Patterns

Yardage requirements are greatly affected by the size of the repeat and the print or pattern of the material. Versteel cuts all seating patterns with aesthetic concerns in mind for high quality and consistency. Refer to the COM listing for the yardage required for pattern repeat.



To Order, Specify...

- 1 Model Number
- 2 Shell Color
- 3 Frame Color
- 4 Swivel Base Color
- 5 Upholstery Selection
- 6 Frame Options



A CES-04 is a Chela series, armless sled base chair with an upholstered seat.

The codes **WESW / PWHL / PWHL** specify an Espresso Walnut shell with a White Linen frame and a White Linen swivel base color.

Model Number STRSVA-01



Orders may be sent via

Mailing Address

Versteel
2332 Cathy Lane
Jasper IN 47546

Contact Versteel

Email contact@versteel.com
Phone 800 876 2120
812 634 2120

Sate Shells

Sate poly shells are molded with resilient, flexible polypropylene resins with a satin textured surface. Sate wood shells are composed of high-density hardwood ply such as Birch, Beech or Maple, which is then molded with veneer. Standard veneer exterior is Maple.

Wood Finish

Versteel uses a post-catalyst varnish NDF topcoat that meets AWI (Architectural Woodwork Institute) TR6 performance standards.

Sate Poly Shell Colors

Canary YCAN	Papaya YPAP
Cobalt YCOB	Quarry YQUA
Lime YLIM	Salsa YSAL
Near Black YNBL	Snow YSNO
Oyster YOYS	

Sate Wood Finishes

Beach WBEA	Forest WFOR
Blossom Cherry WBLC	Golden Cherry WGNC
Brighton Walnut WBRW	Java Cherry WJAC
Caramel Maple WCMM	Millwork Cherry WMWC
Chestnut WCHE	Pebble WPEB
Cordovan Cherry WCNC	Seaside WSEA
Drift WDRI	Solar Maple WSLM
Espresso Walnut WESW	Sugar Maple WSUM
Fawn WFAW	Terra Cotta WTEC
Fog WFOG	Whisper WWHI

Standard Sate Poly Armcap Colors

Near Black YNBL	Snow YSNO
Silver YSIL	

Studio Steel®

Versteel’s “urban fabrication” process leaves the telltale signs of welding and assembly on the surface, highlighting a manufacturing aesthetic. Choosing a clear or transparent powder coat is recommended, allowing tonal striations (created as a result of extreme heat), natural textures, and the inherent qualities of raw steel to show through.

Studio Steel Process \$165

Powder Coat Finishes

All powder coat finishes in the Versteel offering have been formulated with the use of epoxy, polyester or epoxy and polyester blends to maximize the finish durability.

Powder Coat Finish Options

Powder Coat – Standardn/c
Powder Coat – Premium	\$165

Sate Powder Coat Colors

Alloy PALLY	Mint PMNT
Amethyst PAME	Navy PNAV
Anthracite PANT	Nimbus PNIM
Black Anodized PBLA	Nutmeg PNUT
Bronze PBRO	⬢ Pacific PPAC
Calypso PCAL	Pearl PPEA
Carbon PCAR	Pebble PPEB
Champagne PCHA	Ⓢ Platinum PPLA
Coconut PCOC	Poppy PPOP
⬢ Copper PCOP	⬢ Raven PRAV
Crimson PCRI	Royal PROY
⬢ Crystal PCRY	Seaside PSEA
Daffodil PDAF	Shipyard PSHI
Ebony PEBO	Silver PSIL
Forest PFOR	Snow PSNO
Fossil PFOS	Stone PSTO
⬢ Garnet PGAR	Storm PSTM
⬢ Gold PGOL	Terra Cotta PTEC
Graphite PGRA	Whisper PWHI
Ⓢ Hope PHOP	White Linen PWHL
Kelly Green PKEG	Powder Coat Alternative OPA
⬢ Matte PMAT	
Mica PMIC	

Transparent Powder Coats (indicated by ⬢)

Please note that the transparent characteristics of these powders allow all natural welds and textures inherent to raw steel to be visible.

Premium Powder Coats (indicated by Ⓢ)

Versteel’s premium process uses specially formulated powder coats for a truly unique color palette.

Plated

Versteel offers two plated options: Chrome and Nickel. Chrome is our most durable finish available and is a deep luster chrome plated finish. Nickel is a plated finish with a clear coat applied for durability. An upcharge applies for plated finishes. See product pricing pages for upcharge.

Chrome	ECHR
Nickel	ENKL

Finish Reference & Samples

For finish color reference, please refer to our website. Contact Versteel Customer Service to receive actual color samples for color matches and final color approval.

Powder Coat Alternative**Call for quotation**

Specify code **OPA** (*Powder Coat Alternative*), add cost from Versteel quotation

Powder Coat Alternative is available from Versteel. The entire RAL color reference along with hundreds of other color and finishes are available.

For Powder Coat Alternative matching, you must supply a color reference sample, or an RAL number. Versteel will review the sample for possible existing colors available and send a sample for customer approval. If no color match exists a custom match can be developed. Call Versteel Customer Service for associated upcharges on custom color development.

NOTE CUSTOM COLOR MATCHING APPROVALS MAY AFFECT STANDARD PRODUCTION SCHEDULES

Poly Shell Alternative**Call for quotation**

Specify code **OPS** (*Poly Shell Alternative*), add cost from Versteel quotation

For Poly Shell Alternative, you must supply a color reference sample. Versteel will review the sample for possible existing colors available and send a sample for customer approval. If no color match exists, a custom match can be developed. Minimum order quantities exist for alternative colors. Call Versteel Customer Service for minimums and associated upcharges on Poly Shell Alternatives.

NOTE CUSTOM COLOR MATCHING APPROVALS MAY AFFECT STANDARD PRODUCTION SCHEDULES

Stain Finish Match**\$996 / one time charge per finish, per order**

Specify code **OSM** (*Stain Finish Match*), add \$996.00 list per finish, per order

Alternative Stain Finishes are available. For Stain Finish Matching you must supply two 4" x 4" finish color and grain reference samples. An expertly finish matched sample will be provided for customer approval.

NOTE CUSTOM COLOR MATCHING APPROVALS MAY AFFECT STANDARD PRODUCTION SCHEDULES

Casters - Non-Locking Dual Wheel Black Nylon Hard Wheel (Set of 4)**\$171 / chair**

Specify code **CAS51** (Casters - Dual Wheel Black Nylon Hard Wheel), add \$171 list per 4-leg chair.

Black non-locking dual wheel, 2" diameter hard wheel casters may be specified on the 4-leg guest chair. Please refer to the individual pricing pages for availability. Caster option must be specified at the time of the order and does not change the chair seat height.
tools.

Chair Trolley - Sate**\$906 / each**





Specify code **ACTST** (Chair Trolley - Sate), add \$906 list each

STACKING INFORMATION - SATE SATE GUEST CHAIRS (WITHOR WITHOUT CASTERS
STACK 20 HIGH ON THE TROLLEY AND STACK 10 HIGH ON THE FLOOR.



Questions?

800 876 2120

						material / fabric grade >								
						Poly or Wood	2/COM	3	4	5	6			
Description	Model#	Product Wt	Dimensions											
 4-Leg Base Shell: Poly	STLP-07	16	Overall Height: 32½"	Overall Width: 22½"	Overall Depth: 21½"	Seat Height: 18"	Seat Width: 17½"	Seat Depth: 16½"	431					
 4-Leg Base Shell: Poly Seat: Upholstered Pad	STLP-04	16	Overall Height: 32½"	Overall Width: 22½"	Overall Depth: 21½"	Seat Height: 18"	Seat Width: 17½"	Seat Depth: 16½"		505	581	655	728	804
 4-Leg Base Shell: Veneer	STLV-07	16	Overall Height: 32½"	Overall Width: 22½"	Overall Depth: 21½"	Seat Height: 18"	Seat Width: 17½"	Seat Depth: 16½"	551					
 4-Leg Base Shell: Veneer Seat: Upholstered Pad	STLV-04	16	Overall Height: 32½"	Overall Width: 22½"	Overall Depth: 21½"	Seat Height: 18"	Seat Width: 17½"	Seat Depth: 16½"		622	697	772	847	920









Stacking
Refer to page 400.

COM Yardage
Refer to page 403.

To Order, Specify...

- 1 Model Number
- 2 Shell Color or Wood Finish
- 3 Frame Color
- 4 Upholstery Selection
- 5 Frame Options



Description	Model#	Product Wt	Dimensions	material / fabric grade >						
				Poly or Wood	2/COM	3	4	5	6	
 4-Leg Base Shell: Poly Armcaps: Poly	STLPA-08	17	Overall Height: 32½" Overall Width: 23½" Overall Depth: 21½" Arm Height: 26½"	Seat Height: 18" Seat Width: 17½" Seat Depth: 16½"	549					
 4-Leg Base Shell: Poly Seat: Upholstered Pad Armcaps: Poly	STLPA-06	17	Overall Height: 32½" Overall Width: 23½" Overall Depth: 21½" Arm Height: 26½"	Seat Height: 18" Seat Width: 17½" Seat Depth: 16½"		619	696	770	846	919
 4-Leg Base Shell: Poly Armcaps: None	STLPA-01	17	Overall Height: 32½" Overall Width: 23½" Overall Depth: 21½" Arm Height: 26½"	Seat Height: 18" Seat Width: 17½" Seat Depth: 16½"	549					
 4-Leg Base Shell: Poly Seat: Upholstered Pad Armcaps: None	STLPA-02	17	Overall Height: 32½" Overall Width: 23½" Overall Depth: 21½" Arm Height: 26½"	Seat Height: 18" Seat Width: 17½" Seat Depth: 16½"		619	696	770	846	919
 4-Leg Base Shell: Veneer Armcaps: Poly	STLVA-08	17	Overall Height: 32½" Overall Width: 23½" Overall Depth: 21½" Arm Height: 26½"	Seat Height: 18" Seat Width: 17½" Seat Depth: 16½"	639					
 4-Leg Base Shell: Veneer Seat: Upholstered Pad Armcaps: Poly	STLVA-06	17	Overall Height: 32½" Overall Width: 23½" Overall Depth: 21½" Arm Height: 26½"	Seat Height: 18" Seat Width: 17½" Seat Depth: 16½"		712	787	862	935	1010
 4-Leg Base Shell: Veneer Armcaps: None	STLVA-01	17	Overall Height: 32½" Overall Width: 23½" Overall Depth: 21½" Arm Height: 26½"	Seat Height: 18" Seat Width: 17½" Seat Depth: 16½"	639					
 4-Leg Base Shell: Veneer Seat: Upholstered Pad Armcaps: None	STLVA-02	17	Overall Height: 32½" Overall Width: 23½" Overall Depth: 21½" Arm Height: 26½"	Seat Height: 18" Seat Width: 17½" Seat Depth: 16½"		712	787	862	935	1010

Stacking
Refer to page 400.

COM Yardage
Refer to page 403.

Finish Options	Price
Chrome	\$ 165
Nickel	\$ 223
Powder Coat - Standard	n/c
Powder Coat - Premium	\$ 165

Frame Options	Code	Price
Casters - Dual Wheel Black Nylon		
Hard Wheel (set of 4)	CAS51	\$ 171

Accessories	Code	Price
Chair Trolley - Sate	ACTST	\$ 906

Custom Charges	Code	Price
Powder Coat Alternative (per color)	OPA	call
Poly Shell Alternative (per color)	OPS	call
Stain Finish Match (per finish)	OSM	\$ 996

Sate
Stool - 24"
Armless



VERSTEEL

Questions?

800 876 2120

material / fabric grade >









	Description	Model#	Product Wt	Dimensions		Poly or Wood	2/COM	3	4	5	6
	4-Leg Base 24" Seat Height Shell: Poly	STLP-07S24	17	Overall Height: 39" Overall Width: 20 1/2" Overall Depth: 22 1/4"	Seat Height: 24" Seat Width: 17 1/2" Seat Depth: 16 1/2"	536					
	4-Leg Base 24" Seat Height Shell: Poly Seat: Upholstered Pad	STLP-04S24	17	Overall Height: 39" Overall Width: 20 1/2" Overall Depth: 22 1/4"	Seat Height: 24" Seat Width: 17 1/2" Seat Depth: 16 1/2"		613	688	762	836	910
	4-Leg Base 24" Seat Height Shell: Veneer	STLV-07S24	17	Overall Height: 39" Overall Width: 20 1/2" Overall Depth: 22 1/4"	Seat Height: 24" Seat Width: 17 1/2" Seat Depth: 16 1/2"	615					
	4-Leg Base 24" Seat Height Shell: Veneer Seat: Upholstered Pad	STLV-04S24	17	Overall Height: 39" Overall Width: 20 1/2" Overall Depth: 22 1/4"	Seat Height: 24" Seat Width: 17 1/2" Seat Depth: 16 1/2"		690	765	838	915	988

COM Yardage
Refer to page 403.

To Order, Specify...

- 1 Model Number
- 2 Shell Color or Wood Finish
- 3 Frame Color
- 4 Upholstery Selection
- 5 Frame Options



Description	Model#	Product Wt	Dimensions	material / fabric grade >						
				Poly or Wood	2/COM	3	4	5	6	
 4-Leg Base 24" Seat Height Shell: Poly Armcaps: Poly	STLPA-08S24	18	Overall Height: 39" Overall Width: 23½" Overall Depth: 22¼" Arm Height: 32%"	Seat Height: 24" Seat Width: 17½" Seat Depth: 16%"	701					
 4-Leg Base 24" Seat Height Shell: Poly Seat: Upholstered Pad Armcaps: Poly	STLPA-06S24	18	Overall Height: 39" Overall Width: 23½" Overall Depth: 22¼" Arm Height: 32%"	Seat Height: 24" Seat Width: 17½" Seat Depth: 16%"		774	849	925	999	1073
 4-Leg Base 24" Seat Height Shell: Poly Armcaps: None	STLPA-01S24	18	Overall Height: 39" Overall Width: 22½" Overall Depth: 22¼" Arm Height: 32%"	Seat Height: 24" Seat Width: 17½" Seat Depth: 16%"	701					
 4-Leg Base 24" Seat Height Shell: Poly Seat: Upholstered Pad Armcaps: None	STLPA-02S24	18	Overall Height: 39" Overall Width: 22½" Overall Depth: 22¼" Arm Height: 32%"	Seat Height: 24" Seat Width: 17½" Seat Depth: 16%"		774	849	925	999	1073
 4-Leg Base 24" Seat Height Shell: Veneer Armcaps: Poly	STLVA-08S24	18	Overall Height: 39" Overall Width: 23½" Overall Depth: 22¼" Arm Height: 32%"	Seat Height: 24" Seat Width: 17½" Seat Depth: 16%"	777					
 4-Leg Base 24" Seat Height Shell: Veneer Seat: Upholstered Pad Armcaps: Poly	STLVA-06S24	18	Overall Height: 39" Overall Width: 23½" Overall Depth: 22¼" Arm Height: 32%"	Seat Height: 24" Seat Width: 17½" Seat Depth: 16%"		852	927	1001	1075	1152
 4-Leg Base 24" Seat Height Shell: Veneer Armcaps: None	STLVA-01S24	18	Overall Height: 39" Overall Width: 22½" Overall Depth: 22¼" Arm Height: 32%"	Seat Height: 24" Seat Width: 17½" Seat Depth: 16%"	777					
 4-Leg Base 24" Seat Height Shell: Veneer Seat: Upholstered Pad Armcaps: None	STLVA-02S24	18	Overall Height: 39" Overall Width: 22½" Overall Depth: 22¼" Arm Height: 32%"	Seat Height: 24" Seat Width: 17½" Seat Depth: 16%"		852	927	1001	1075	1152

COM Yardage
Refer to page 403.

Finish Options	Price
Chrome	\$ 165
Nickel	\$ 223
Powder Coat - Standard	n/c
Powder Coat - Premium	\$ 165

Custom Charges	Code	Price
Powder Coat Alternative (per color)	OPA	call
Poly Shell Alternative (per color)	OPS	call
Stain Finish Match (per finish)	OSM	\$ 996

Sate
Stool - 29"
Armless







VERSTEEL

Questions?

800 876 2120

material / fabric grade >









	Description	Model#	Product Wt	Dimensions		Poly or Wood	2/COM	3	4	5	6
	4-Leg Base 29" Seat Height Shell: Poly	STLP-07S29	18	Overall Height: 44" Overall Width: 21½" Overall Depth: 22¼"	Seat Height: 29" Seat Width: 17½" Seat Depth: 16¾"	536					
	4-Leg Base 29" Seat Height Shell: Poly Seat: Upholstered Pad	STLP-04S29	18	Overall Height: 44" Overall Width: 21½" Overall Depth: 22¼"	Seat Height: 29" Seat Width: 17½" Seat Depth: 16¾"		613	688	762	836	910
	4-Leg Base 29" Seat Height Shell: Veneer	STLV-07S29	18	Overall Height: 44" Overall Width: 21½" Overall Depth: 22¼"	Seat Height: 29" Seat Width: 17½" Seat Depth: 16¾"	615					
	4-Leg Base 29" Seat Height Shell: Veneer Seat: Upholstered Pad	STLV-04S29	18	Overall Height: 44" Overall Width: 21½" Overall Depth: 22¼"	Seat Height: 29" Seat Width: 17½" Seat Depth: 16¾"		690	765	838	915	988

COM Yardage
Refer to page 403.

To Order, Specify...

- ① Model Number
- ② Shell Color or Wood Finish
- ③ Frame Color
- ④ Upholstery Selection
- ⑤ Frame Options



						material / fabric grade >					
		Poly or Wood	2/COM	3	4	5	6				
Description	Model#	Product Wt	Dimensions								
 4-Leg Base 29" Seat Height Shell: Poly Armcaps: Poly	STLPA-08S29	19	Overall Height: 44" Overall Width: 23½" Overall Depth: 22¼" Arm Height: 37%"	Seat Height: 29" Seat Width: 17½" Seat Depth: 16%"	701						
 4-Leg Base 29" Seat Height Shell: Poly Seat: Upholstered Pad Armcaps: Poly	STLPA-06S29	19	Overall Height: 44" Overall Width: 23½" Overall Depth: 22¼" Arm Height: 37%"	Seat Height: 29" Seat Width: 17½" Seat Depth: 16%"		774	849	925	999	1073	
 4-Leg Base 29" Seat Height Shell: Poly Armcaps: None	STLPA-01S29	19	Overall Height: 44" Overall Width: 22½" Overall Depth: 22¼" Arm Height: 37%"	Seat Height: 29" Seat Width: 17½" Seat Depth: 16%"	701						
 4-Leg Base 29" Seat Height Shell: Poly Seat: Upholstered Pad Armcaps: None	STLPA-02S29	19	Overall Height: 44" Overall Width: 22½" Overall Depth: 22¼" Arm Height: 37%"	Seat Height: 29" Seat Width: 17½" Seat Depth: 16%"		774	849	925	999	1073	
 4-Leg Base 29" Seat Height Shell: Veneer Armcaps: Poly	STLVA-08S29	19	Overall Height: 44" Overall Width: 23½" Overall Depth: 22¼" Arm Height: 37%"	Seat Height: 29" Seat Width: 17½" Seat Depth: 16%"	777						
 4-Leg Base 29" Seat Height Shell: Veneer Seat: Upholstered Pad Armcaps: Poly	STLVA-06S29	19	Overall Height: 44" Overall Width: 23½" Overall Depth: 22¼" Arm Height: 37%"	Seat Height: 29" Seat Width: 17½" Seat Depth: 16%"		852	927	1001	1075	1152	
 4-Leg Base 29" Seat Height Shell: Veneer Armcaps: None	STLVA-01S29	19	Overall Height: 44" Overall Width: 22½" Overall Depth: 22¼" Arm Height: 37%"	Seat Height: 29" Seat Width: 17½" Seat Depth: 16%"	777						
 4-Leg Base 29" Seat Height Shell: Veneer Seat: Upholstered Pad Armcaps: None	STLVA-02S29	19	Overall Height: 44" Overall Width: 22½" Overall Depth: 22¼" Arm Height: 37%"	Seat Height: 29" Seat Width: 17½" Seat Depth: 16%"		852	927	1001	1075	1152	

COM Yardage
Refer to page 403.

Finish Options	Price
Chrome	\$ 165
Nickel	\$ 223
Powder Coat - Standard	n/c
Powder Coat - Premium	\$ 165

Custom Charges	Code	Price
Powder Coat Alternative (per color)	OPA	call
Poly Shell Alternative (per color)	OPS	call
Stain Finish Match (per finish)	OSM	\$ 996





Sate
Guest Chair
Retractable Tablet Arm - Right



VERSTEEL

Questions?

800 876 2120

				material / fabric grade >		Poly or Wood	2/COM	3	4	5	6
Description	Model#	Product Wt	Dimensions								
 4-Leg Base Tablet Right Shell: Poly	STLP-07RTBR	23	Overall Height: 32½" Overall Width: 23½" Overall Depth: 27½" Arm Height: 26½"	Seat Height: 18" Seat Width: 17½" Seat Depth: 16½"		702					
 4-Leg Base Tablet Right Shell: Poly Seat: Upholstered Pad	STLP-04RTBR	23	Overall Height: 32½" Overall Width: 23½" Overall Depth: 27½" Arm Height: 26½"	Seat Height: 18" Seat Width: 17½" Seat Depth: 16½"			776	850	926	1000	1074
 4-Leg Base Tablet Right Shell: Veneer	STLV-07RTBR	23	Overall Height: 32½" Overall Width: 23½" Overall Depth: 27½" Arm Height: 26½"	Seat Height: 18" Seat Width: 17½" Seat Depth: 16½"		793					
 4-Leg Base Tablet Right Shell: Veneer Seat: Upholstered Pad	STLV-04RTBR	23	Overall Height: 32½" Overall Width: 23½" Overall Depth: 27½" Arm Height: 26½"	Seat Height: 18" Seat Width: 17½" Seat Depth: 16½"			867	943	1016	1091	1164

Tablet Dimensions
15¼"d x 19¾"w x ¾" thick

Tablet is available in black only.

Tablet Material
Black Europly with a clear coat edge.

COM Yardage
Refer to page 403.

To Order, Specify...

- ① Model Number
- ② Shell Color or Wood Finish
- ③ Frame Color
- ④ Upholstery Selection
- ⑤ Frame Options



Description	Model#	Product Wt	Dimensions	material / fabric grade >						
				Poly or Wood	2/COM	3	4	5	6	
4-Leg Base Tablet Left Shell: Poly	STLP-07RTBL	23	Overall Height: 32½" Overall Width: 23¾" Overall Depth: 27½" Arm Height: 26¾"	Seat Height: 18" Seat Width: 17½" Seat Depth: 16¾"	702					
4-Leg Base Tablet Left Shell: Poly Seat: Upholstered Pad	STLP-04RTBL	23	Overall Height: 32½" Overall Width: 23¾" Overall Depth: 27½" Arm Height: 26¾"	Seat Height: 18" Seat Width: 17½" Seat Depth: 16¾"		776	850	926	1000	1074
4-Leg Base Tablet Left Shell: Veneer	STLV-07RTBL	23	Overall Height: 32½" Overall Width: 23¾" Overall Depth: 27½" Arm Height: 26¾"	Seat Height: 18" Seat Width: 17½" Seat Depth: 16¾"	793					
4-Leg Base Tablet Left Shell: Veneer Seat: Upholstered Pad	STLV-04RTBL	23	Overall Height: 32½" Overall Width: 23¾" Overall Depth: 21½" Arm Height: 27¾"	Seat Height: 18" Seat Width: 17½" Seat Depth: 16¾"		867	943	1016	1091	1164

Tablet Dimensions
15¼"d x 19¾"w x ¾" thick

Tablet is available in black only.

Tablet Material
Black Europly with a clear coat edge.

COM Yardage
Refer to page 403.

Finish Options	Price
Chrome	\$ 165
Nickel.....	\$ 223
Powder Coat - Standard.....	n/c
Powder Coat - Premium.....	\$ 165





Custom Charges	Code	Price
Powder Coat Alternative (per color)	OPA	call
Poly Shell Alternative (per color)	OPS	call
Stain Finish Match (per finish).....	OSM	\$ 996



Questions?

800 876 2120

material / fabric grade >









	Description	Model#	Product Wt	Dimensions (at lowest cylinder height)		Poly or Wood	2/COM	3	4	5	6
	Swivel Base Shell: Poly	STRSP-07	22	Overall Height: 31½" Overall Width: 27" Overall Depth: 26½"	Seat Height: 16½"-21½" Seat Width: 17½" Seat Depth: 18"	778					
	Swivel Base Shell: Poly Seat: Upholstered Pad	STRSP-04	22	Overall Height: 31½" Overall Width: 27" Overall Depth: 26½"	Seat Height: 16½"-21½" Seat Width: 17½" Seat Depth: 18"		961	1036	1108	1183	1260
	Swivel Base Shell: Veneer	STRSV-07	22	Overall Height: 31½" Overall Width: 27" Overall Depth: 26½"	Seat Height: 16½"-21½" Seat Width: 17½" Seat Depth: 18"	943					
	Swivel Base Shell: Veneer Seat: Upholstered Pad	STRSV-04	22	Overall Height: 31½" Overall Width: 27" Overall Depth: 26½"	Seat Height: 16½"-21½" Seat Width: 17½" Seat Depth: 18"		1122	1195	1269	1345	1419

COM Yardage
Refer to page 403.

To Order, Specify...

- ① Model Number
- ② Shell Color or Wood Finish
- ③ Frame Color
- ④ Swivel Base Color
- ⑤ Upholstery Selection
- ⑥ Frame Options



						material / fabric grade >					
						Poly or Wood	2/COM	3	4	5	6
Description	Model#	Product Wt	Dimensions (at lowest Cylinder height)								
 Swivel Base Shell: Poly Armcaps: Poly	STRSPA-08	24	Overall Height: 31½" Overall Width: 27" Overall Depth: 26½" Arm Height: 25"	Seat Height: 16½"-21½" Seat Width: 17½" Seat Depth: 18"		961					
 Swivel Base Shell: Poly Seat: Upholstered Pad Armcaps: Poly	STRSPA-06	24	Overall Height: 31½" Overall Width: 27" Overall Depth: 26½" Arm Height: 25"	Seat Height: 16½"-21½" Seat Width: 17½" Seat Depth: 18"			1142	1215	1290	1363	1439
 Swivel Base Shell: Poly Armcaps: None	STRSPA-01	24	Overall Height: 31½" Overall Width: 27" Overall Depth: 26½" Arm Height: 25"	Seat Height: 16½"-21½" Seat Width: 17½" Seat Depth: 18"		836					
 Swivel Base Shell: Poly Seat: Upholstered Pad Armcaps: None	STRSPA-02	24	Overall Height: 31½" Overall Width: 27" Overall Depth: 26½" Arm Height: 25"	Seat Height: 16½"-21½" Seat Width: 17½" Seat Depth: 18"			1016	1091	1164	1238	1313
 Swivel Base Shell: Veneer Armcaps: Poly	STRSVA-08	24	Overall Height: 31½" Overall Width: 27" Overall Depth: 26½" Arm Height: 25"	Seat Height: 16½"-21½" Seat Width: 17½" Seat Depth: 18"		1126					
 Swivel Base Shell: Veneer Seat: Upholstered Pad Armcaps: Poly	STRSVA-06	24	Overall Height: 31½" Overall Width: 27" Overall Depth: 26½" Arm Height: 25"	Seat Height: 16½"-21½" Seat Width: 17½" Seat Depth: 18"			1308	1382	1456	1531	1607
 Swivel Base Shell: Veneer Armcaps: None	STRSVA-01	24	Overall Height: 31½" Overall Width: 27" Overall Depth: 26½" Arm Height: 25"	Seat Height: 16½"-21½" Seat Width: 17½" Seat Depth: 18"		1002					
 Swivel Base Shell: Veneer Seat: Upholstered Pad Armcaps: None	STRSVA-02	24	Overall Height: 31½" Overall Width: 27" Overall Depth: 26½" Arm Height: 25"	Seat Height: 16½"-21½" Seat Width: 17½" Seat Depth: 18"			1183	1260	1333	1408	1482

COM Yardage
Refer to page 403.

Finish Options	Price
Chrome	\$ 165
Nickel	\$ 223
Powder Coat - Standard	n/c
Powder Coat - Premium	\$ 165

Swivel Base Options	Code	Price
Polished Aluminum		n/c
Powder Coat - Standard		n/c
Powder Coat - Premium		\$ 165
Platinum powder coat, transparent powder coat, chrome and nickel N/A		

Custom Charges	Code	Price
Powder Coat Alternative (per color)	OPA	call
Poly Shell Alternative (per color)	OPS	call
Stain Finish Match (per finish)	OSM	\$ 996

Frame Options

Casters - Dual Wheel Black Nylon		
Hard Wheel	CAS61	n/c



Questions?

800 876 2120

material / fabric grade >









	Description	Model#	Product Wt	Dimensions (at highest cylinder height)		Poly or Wood	2/COM	3	4	5	6
	Swivel Base Stool Shell: Poly	STRSP-07S	28	Overall Height: 45¼" Overall Width: 27" Overall Depth: 26½"	Seat Height: 22"-31¼" Seat Width: 17½" Seat Depth: 18"	966					
	Swivel Base Stool Shell: Poly Seat: Upholstered Pad	STRSP-04S	28	Overall Height: 45¼" Overall Width: 27" Overall Depth: 26½"	Seat Height: 22"-31¼" Seat Width: 17½" Seat Depth: 18"		1148	1219	1296	1371	1444
	Swivel Base Stool Shell: Veneer	STRSV-07S	28	Overall Height: 45¼" Overall Width: 27" Overall Depth: 26½"	Seat Height: 22"-31¼" Seat Width: 17½" Seat Depth: 18"	1126					
	Swivel Base Stool Shell: Veneer Seat: Upholstered Pad	STRSV-04S	28	Overall Height: 45¼" Overall Width: 27" Overall Depth: 26½"	Seat Height: 22"-31¼" Seat Width: 17½" Seat Depth: 18"		1308	1382	1456	1531	1607

COM Yardage
Refer to page 403.

To Order, Specify...

- 1 Model Number
- 2 Shell Color or Wood Finish
- 3 Frame Color
- 4 Swivel Base Color
- 5 Upholstery Selection
- 6 Frame Options



Description	Model#	Product Wt	Dimensions (at highest cylinder height)	material / fabric grade >					
				Poly or Wood	2/COM	3	4	5	6
 Swivel Base Stool Shell: Poly Armcaps: Poly	STRSPA-08S	31	Overall Height: 45¼" Overall Width: 27" Overall Depth: 26½" Arm Height: 39¾" Seat Height: 22"-31¼" Seat Width: 17½" Seat Depth: 18"	1148					
 Swivel Base Stool Shell: Poly Seat: Upholstered Pad Armcaps: Poly	STRSPA-06S	31	Overall Height: 45¼" Overall Width: 27" Overall Depth: 26½" Arm Height: 39¾" Seat Height: 22"-31¼" Seat Width: 17½" Seat Depth: 18"		1326	1399	1475	1550	1624
 Swivel Base Stool Shell: Poly Armcaps: None	STRSPA-01S	31	Overall Height: 45¼" Overall Width: 27" Overall Depth: 26½" Arm Height: 39¾" Seat Height: 22"-31¼" Seat Width: 17½" Seat Depth: 18"	1023					
 Swivel Base Stool Shell: Poly Seat: Upholstered Pad Armcaps: None	STRSPA-02S	31	Overall Height: 45¼" Overall Width: 27" Overall Depth: 26½" Arm Height: 39¾" Seat Height: 22"-31¼" Seat Width: 17½" Seat Depth: 18"		1203	1277	1350	1426	1501
 Swivel Base Stool Shell: Veneer Armcaps: Poly	STRSVA-08S	31	Overall Height: 45¼" Overall Width: 27" Overall Depth: 26½" Arm Height: 39¾" Seat Height: 22"-31¼" Seat Width: 17½" Seat Depth: 18"	1313					
 Swivel Base Stool Shell: Veneer Seat: Upholstered Pad Armcaps: Poly	STRSVA-06S	31	Overall Height: 45¼" Overall Width: 27" Overall Depth: 26½" Arm Height: 39¾" Seat Height: 22"-31¼" Seat Width: 17½" Seat Depth: 18"		1493	1568	1643	1719	1791
 Swivel Base Stool Shell: Veneer Armcaps: None	STRSVA-01S	31	Overall Height: 45¼" Overall Width: 27" Overall Depth: 26½" Arm Height: 39¾" Seat Height: 22"-31¼" Seat Width: 17½" Seat Depth: 18"	1189					
 Swivel Base Stool Shell: Veneer Seat: Upholstered Pad Armcaps: None	STRSVA-02S	31	Overall Height: 45¼" Overall Width: 27" Overall Depth: 26½" Arm Height: 39¾" Seat Height: 22"-31¼" Seat Width: 17½" Seat Depth: 18"		1371	1444	1519	1592	1667

COM Yardage
Refer to page 403.

Finish Options	Price
Chrome	\$ 165
Nickel	\$ 223
Powder Coat - Standard	n/c
Powder Coat - Premium	\$ 165

Footring available in Chrome only

Swivel Base Options	Code	Price
Polished Aluminum		n/c
Powder Coat - Standard		n/c
Powder Coat - Premium		\$ 165
Platinum powder coat, transparent powder coat, chrome and nickel N/A		

Custom Charges	Code	Price
Powder Coat Alternative (per color)	OPA	call
Poly Shell Alternative (per color)	OPS	call
Stain Finish Match (per finish)	OSM	\$ 996

Frame Options	Code	Price
Casters - Dual Wheel Black Nylon		
Hard Wheel	CAS61	n/c



Specifications

The 4-leg SIMON series consists of guest chairs, stools and tablet arm chairs. Guest chairs can be specified with or without casters. All guest chairs and stools are available with or without arms. Chairs and stools have polypropylene armcaps when arms are specified. SIMON can be specified with a molded resilient polypropylene resin seat and back, a rotary cut maple wood back, an upholstered seat or an upholstered seat and back. 4-leg guest chairs and stools are available with or without arms. All chairs can be specified with or without casters.

Features

Synchronized seat and back movement provide the right amount of support through the full range of recline motion. Chairs and stools with glides or chairs with casters can be nested in any quantity. Chairs with glides can be stacked on the floor or on the SIMON Chair Trolley. See below for stacking information.

Stacking Information

Floor

Guest Chair with glides 5

Trolley

Guest Chair with glides 5

Quickship Program

Available for select products in the SIMON series, see pricing pages.

The Versteel Quickship Program consists of up to 50 tables, 25 tables with modesty panels or 100 chairs in 10 working days from time of order (received by 12pm EST). Orders must be accompanied by final material and finish specifications for order entry. They must be clearly marked "Quickship" and consist of products from the program. Quickship orders cannot be changed or cancelled, and credit approval must be acquired within 24 hours.

For additional information see Versteel.com.

Shipping Schedule

Poly Shell	3-5 WEEKS
Wood Back	3-5 WEEKS
Quickship Products	10 WORKING DAYS

Contact Versteel Customer Service for special lead time requests.

NOTE CHAIR ORDERS WITH COM UPHOLSTERY WILL BE SCHEDULED UPON RECEIPT OF COM UPHOLSTERY YARDAGE

BIFMA

All Versteel products are constructed to pass the relevant ANSI/BIFMA standards. For more detailed specifications by series and base style, contact Versteel Customer Service at 800.876.2120.

Additional information regarding warranty, terms and conditions, shipping, care and maintenance, etc. can be found in the All Seating price list.

Standard Versteel Upholstery

Standard Versteel Upholstery offers a range of materials, from fabrics in a variety of colors and textures to vinyls for soil resistance. Please refer to Versteel's fabric cards or the "Materials + Finishes" section of our website for information.

Grade-in Upholstery

Versteel has coordinated with upholstery manufacturers to simplify your order process. Many of the manufacturers' offerings have been pre-approved for application on Versteel Seating.

Contact Versteel Customer Service with your selected fabric choice to be graded in. You will be supplied with the appropriate grade-in designator. On your purchase order, complete the information with the pattern name, color description and grade-in designator, and Versteel will take it from there.

Customer's Own Material

Customer's Own Materials (COM's) are not an issue on SIMON. Many COM's are pre-approved for application on Versteel Seating. Call Versteel Customer Service with your COM selection to determine if it has been pre-approved. If your selection has not been pre-approved, reference the "Receiving COM Approval" section below.

Receiving COM Approval

Not all materials are suitable for upholstery on SIMON. A 12" x 12" memo sample must be supplied for approval before a COM material is accepted for an order. If the material is directional in pattern or weave, the pattern repeat (in inches) in both directions or the weave direction must be supplied.

Excess COM

Versteel will not store excess COM for more than 30 days after the order has been completed. If excess material is to be returned after order completion, send the request to Versteel Customer Service prior to acknowledged ship date. It is the customer's responsibility to arrange for the return of the material "freight collect."

COM Requiring Application Test

If an application test is required for your selected COM, send test sample material along with the following.

1. Name and return address
2. Model selected
3. Sketch showing special requirements for the positioning of the materials' pattern on the seat and ledge, if special considerations are required.

NOTE ALL UPHOLSTERIES ARE CUT UP THE ROLL TO MAXIMIZE YIELD AND WEAR PERFORMANCE

Ship COM to:

Versteel
 2332 Cathy Lane
 Jasper, IN 47546

COM must be shipped to the factory with transportation costs "prepaid." If material is considered defective or unusable, it will be returned "transportation collect."

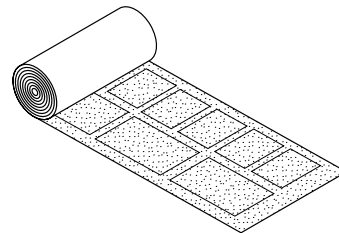
For standard lead time orders, tag fabric with purchase order number and identify with project number if possible.

Application of Directional Fabrics

Due to the upholstering process, some fabrics not considered directional by the supplier may be considered directional by Versteel.

All COM's are cut "up the roll" unless otherwise directed by the customer (see illustration below).

EXAMPLE PATTERN CUT UP THE ROLL



If special cutting or upholstery application is required, you must indicate requirement at time of order entry.

SIMON COM Yardage Requirements

COM yardage requirements are calculated for chairs and stools based on a material width of 54" and a repeat of 2" or less. For material less than 54" wide, contact Versteel for yardage requirements. Use the chart below as a guide to calculate your COM yardage. For quantities greater than 20 chairs or stools, contact Versteel Customer Service for calculation of COM yardage by model.

Quantity of Chairs	1	2	3	4	5	6	7	8	9	10	11	12	13	14	15	16	17	18	19	20
SIMON Chairs and Stools With or Without Arms																				
Upholstered Seat & Back	1.5	2.5	3.0	4.0	5.0	5.5	6.5	7.5	8.0	9.0	9.5	10.5	11.0	12.0	13.0	14.0	15.0	16.0	17.0	18.0
Upholstered Seat Only	1.0	1.5	1.5	2.5	3.0	3.0	3.5	4.5	4.5	5.0	5.0	6.0	6.5	7.0	7.0	8.0	8.0	9.5	9.5	9.5

Patterned COM Additional Yardage Guide

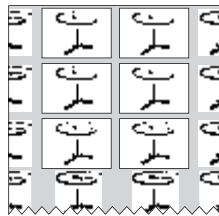
Use the guide below to aid in ordering the appropriate COM fabric when needing to match a pattern with a repeat. To use this guide, add the vertical and horizontal repeats together (e.g. a 5" vertical repeat plus an 11" horizontal repeat gives a 16" total). Then find the appropriate entry on the chart, and increase the yardage estimate by the percentage indicated.

For example: The yardage estimate is 8 yards of 54" wide fabric and the pattern has a repeat of 11" horizontal and 5" vertical. Add up the repeats (11" + 5" = 16") and find the appropriate entry - 15% in this example. Fifteen percent more fabric is required to match the pattern. 8 yards plus an extra 15% is 9.2 yards.

Fabric Width	Plain Fabric	3" - 14" Repeat	15" - 19" Repeat	20" - 27" Repeat	28" - 36" Repeat	37" - 45" Repeat	46" - 54" Repeat
54"	0%	10%	15%	20%	25%	30%	35%
50" - 52"	10%	20%	25%	30%	35%	40%	45%

Decorative Patterns

Yardage requirements are greatly affected by the size of the repeat and the print or pattern of the material. Versteel cuts all seating patterns with aesthetic concerns in mind for high quality and consistency. Refer to the COM listing for the yardage required for pattern repeat.



To Order, Specify...

- 1 Model Number
- 2 Shell Color
- 2 Frame Color
- 3 Wood Finish
- 4 Upholstery Selection
- 5 Frame Options

model number

finish selections

frame options

SMLGA-08 <small>model number</small>	/	YNBL <small>shell color</small>	/	PALY <small>frame color</small>	/	----- <small>upholstery selection</small>	/	---- <small>chair frame options</small>
--	---	---	---	---	---	---	---	---

A **SMLGA-08** is a SIMON series, arm guest chair with glides, poly seat, back and armcaps.

The codes **YNBL / PALY** specify a Near Black poly seat, back, armcaps and glides, and an accent Near Black leg cover with an Alloy frame..

Model Number SMLGA-08

Orders may be sent via
Mailing Address

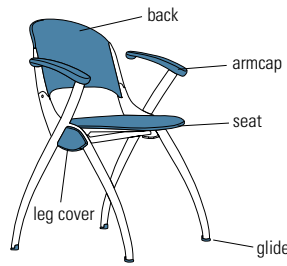
Versteel
 2332 Cathy Lane
 Jasper, IN 47546

Contact Versteel

Email contact@versteel.com
Phone 800 876 2120
 812 634 2120

SIMON Poly Shell, Armcaps, Leg Cover and Glide

The SIMON chair seat, back, armcaps and leg covers are molded with resilient, flexible, polypropylene resins with a satin textured surface. Unless otherwise specified, all SIMON poly parts (including glides) are issued to match the seat and/or back poly color.



SIMON Poly Shell Colors

Alloy (Galaxy Pattern)YALY	QuarryYQUA
ChocolateYCHO	SageYSAG
CloudYCLO	SlateYSLA
FrostYFRO	Soft YellowYSOY
IndigoYIND	TapiocaYTAP
Near BlackYNBL	Poly Shell AlternativeOPS
OysterYOYS	

Wood Finish

Versteel uses a post-catalyst varnish NDF topcoat that meets AWI (Architectural Woodwork Institute) TR6 performance standards.

SIMON Wood Finishes

All SIMON wood finishes on Maple.

BeachWBEA	Golden CherryWGNC
Blossom CherryWBLC	Java CherryWJAC
Brighton WalnutWBRW	Millwork CherryWMWC
Caramel MapleWCMM	PebbleWPEB
ChestnutWCHE	SeasideWSEA
Cordovan CherryWCNC	Solar MapleWSLM
DriftWDRI	Sugar MapleWSUM
Espresso WalnutWESW	Terra CottaWTEC
FawnWFAW	WhisperWWHI
FogWFOG	Stain Finish MatchOSM
ForestWFOR	

Studio Steel®

Versteel's "urban fabrication" process leaves the telltale signs of welding and assembly on the surface, highlighting a manufacturing aesthetic. Choosing a clear or transparent powder coat is recommended, allowing tonal striations (created as a result of extreme heat), natural textures, and the inherent qualities of raw steel to show through.

Studio Steel Process \$165 per chair

Powder Coat Finishes

All powder coat finishes in the Versteel offering have been formulated with the use of epoxy, polyester or epoxy and polyester blends to maximize the finish durability.

Powder Coat – Standard n/c

SIMON Powder Coat Colors

AlloyPALY	MintPMNT
AmethystPAME	NavyPNAV
AnthracitePANT	NimbusPNIM
Black AnodizedPBLA	NutmegPNUT
BronzePBRO	PacificPPAC
CalypsoPCAL	PearlPPEA
CarbonPCAR	PebblePPEB
ChampagnePCHA	PlatinumPPLA
CoconutPCOC	PoppyPPOP
◆ CopperPCOP	◆ RavenPRAV
CrimsonPCRI	RoyalPROY
◆ CrystalPCRY	SeasidePSEA
DaffodilPDAF	ShipyardsPSHI
EbonyPEBO	SilverPSIL
ForestPFOR	SnowPSNO
FossilPFOS	StonePSTO
◆ GarnetPGAR	StormPSTM
◆ GoldPGOL	Terra CottaPTEC
GraphitePGRA	WhisperPWHI
◆ HopePHOP	White LinenPWHL
Kelly GreenPKEG	Powder Coat AlternativeOPA
◆ MattePMAT	
MicaPMIC	

Transparent Powder Coats (indicated by ◆)

Please note that the transparent characteristics of these powders allow all natural welds and textures inherent to raw steel to be visible.

Premium Powder Coats (indicated by ●)

Versteel's premium process uses specially formulated powder coats for a truly unique color palette.

Chrome

Versteel applies a deep luster chrome plated finish. Chrome is the most durable finish available.

Chrome ECHR
For Chrome, an upcharge applies (see product pricing pages for upcharge).

Finish Reference & Samples

For finish color reference, please refer to our website. Contact Versteel Customer Service to receive actual color samples for color matches and final color approval.

Powder Coat Alternative**Call for quotation**

Specify code **OPA** (*Powder Coat Alternative*), add cost from Versteel quotation

Powder Coat Alternative is available from Versteel. The entire RAL color reference along with hundreds of other color and finishes are available.

For Powder Coat Alternative matching, you must supply a color reference sample, or an RAL number. Versteel will review the sample for possible existing colors available and send a sample for customer approval. If no color match exists a custom match can be developed. Call Versteel Customer Service for associated upcharges on custom color development.

NOTE CUSTOM COLOR MATCHING APPROVALS MAY AFFECT STANDARD PRODUCTION SCHEDULES

Poly Shell Alternative**Call for quotation**

Specify code **OPS** (*Poly Shell Alternative*), add cost from Versteel quotation

For Poly Shell Alternative, you must supply a color reference sample. Versteel will review the sample for possible existing colors available and send a sample for customer approval. If no color match exists, a custom match can be developed. Minimum order quantities exist for alternative colors. Call Versteel Customer Service for minimums and associated upcharges on Poly Shell Alternatives.

NOTE CUSTOM COLOR MATCHING APPROVALS MAY AFFECT STANDARD PRODUCTION SCHEDULES

Stain Finish Match**\$996 / one time charge per finish, per order**

Specify code **OSM** (*Stain Finish Match*), add \$996.00 list per finish, per order

Alternative Stain Finishes are available. For Stain Finish Matching you must supply two 4" x 4" finish color and grain reference samples. An expertly finish matched sample will be provided for customer approval.

NOTE CUSTOM COLOR MATCHING APPROVALS MAY AFFECT STANDARD PRODUCTION SCHEDULES

Chair Link - SIMON

\$52 / chair

Specify code **ACL5M** (Chair Link - SIMON), add \$52 list per chair



Link can be field installed without the use of tools.

Book Basket - SIMON

\$206 / basket

Specify code **BSM** (Book Basket - SIMON) add \$206 list per chair



The SIMON book basket is made of formed resistance welded wire. Finish is Chrome unless otherwise specified. Inside dimensions are 19³/₈"w x 11¹/₁₆"d x 4¹/₈"h.

Oversized Book Basket - SIMON

\$231 / basket

Specify code **BOSM** (Oversized Book Basket - SIMON) add \$231 list per chair



The oversized SIMON book basket is made of formed resistance welded wire. Finish is Chrome unless otherwise specified. Inside dimensions are 20"w x 17⁵/₁₆"d x 4¹/₈"h.

Chair Trolley - SIMON

\$894 / each

Specify code **ACTSI** (Chair Trolley - SIMON), add \$894 list each



SIMON upholstered or poly chairs stack 5 high. Trolley with push handle and stack of 5 chairs measures approximately 24"w x 36"d a 57"h.

STACKING INFORMATION - SIMON ALL SIMON CHAIRS WITH GLIDES (EXCEPT TABLET ARM) STACK 5 HIGH ON THE FLOOR AND 5 HIGH WHILE ON THE SIMON CHAIR TROLLEY. TROLLEY IS INTENDED FOR USE WITH SIMON GLIDE BASE CHAIRS. SIMON CHAIRS WITH CASTERS DO NOT STACK.

SIMON (Seating in Motion)Guest Chair with Glides
Armless**VERSTEEL****Questions?**

800 876 2120

Quickship Program Product

material / fabric grade >

	Description	Model#	Product Wt	Dimensions		Poly	2/COM	3	4	5	6
	4-Leg Base Seat: Poly Back: Poly	SMLG-07	QS 20	Overall Height: 31¼" Overall Width: 22" Overall Depth: 21" Seat Height: 17¼" Seat Width: 18¼" Seat Depth: 18"		944					
	4-Leg Base Seat: Upholstered Pad Back: Poly	SMLG-04	QS 20	Overall Height: 31¼" Overall Width: 22¼" Overall Depth: 21" Seat Height: 17½" Seat Width: 18½" Seat Depth: 18"			1118	1196	1277	1358	1439
	4-Leg Base Seat: Upholstered Back: Upholstered	SMLG-01	QS 20	Overall Height: 31¼" Overall Width: 22¼" Overall Depth: 21" Seat Height: 17½" Seat Width: 18½" Seat Depth: 18"			1354	1434	1519	1597	1682
	4-Leg Base Seat: Poly Back: Wood	SMLG-09	QS 20	Overall Height: 31¼" Overall Width: 22¼" Overall Depth: 21" Seat Height: 17½" Seat Width: 18½" Seat Depth: 18"		1117					
	4-Leg Base Seat: Upholstered Back: Wood	SMLG-10	QS 20	Overall Height: 31¼" Overall Width: 22¼" Overall Depth: 21" Seat Height: 17½" Seat Width: 18½" Seat Depth: 18"			1284	1365	1447	1528	1608

Stacking

Refer to page 420.






COM Yardage

Refer to page 423.

To Order, Specify...

- 1 Model Number
- 2 Shell Color
- 3 Frame Color
- 4 Wood Finish
- 5 Upholstery Selection
- 6 Frame Options



Description	Model#	Product Wt	Dimensions	material / fabric grade >					
				Poly	2/COM	3	4	5	6
 4-Leg Base Seat: Poly Back: Poly	SMLC-07	20	Overall Height: 31 3/4" Overall Width: 27" Overall Depth: 21" Seat Height: 17 3/4" Seat Width: 18 1/4" Seat Depth: 18"	948					
 4-Leg Base Seat: Upholstered Pad Back: Poly	SMLC-04	20	Overall Height: 31 3/4" Overall Width: 27" Overall Depth: 21" Seat Height: 17 3/4" Seat Width: 18 1/4" Seat Depth: 18"		1121	1202	1280	1360	1443
 4-Leg Base Seat: Upholstered Back: Upholstered	SMLC-01	20	Overall Height: 31 3/4" Overall Width: 27" Overall Depth: 21" Seat Height: 17 3/4" Seat Width: 18 1/4" Seat Depth: 18"		1359	1440	1521	1602	1684
 4-Leg Base Seat: Poly Back: Wood	SMLC-09	20	Overall Height: 31 3/4" Overall Width: 27" Overall Depth: 21" Seat Height: 17 3/4" Seat Width: 18 1/4" Seat Depth: 18"	1099					
 4-Leg Base Seat: Upholstered Back: Wood	SMLC-10	20	Overall Height: 31 3/4" Overall Width: 27" Overall Depth: 21" Seat Height: 17 3/4" Seat Width: 18 1/4" Seat Depth: 18"		1288	1371	1451	1531	1610

COM Yardage
Refer to page 423.

Finish Options	Price
Chrome	\$ 719
Powder Coat - Standard	n/c
Powder Coat - Premium	\$ 165

Frame Options	Code	Price
Casters - Dual Wheel Black Nylon		
Hard Wheel (set of 4) (caster chairs only).....	CAS58	n/c
Leg Cover (specify poly color).....	BLC_	n/c

Accessories	Code	Price
Chair Trolley -SIMON	ACTSI	\$ 894
(for chair with glides only)		

Custom Charges	Code	Price
Powder Coat Alternative (per color)	OPA	call
Poly Shell Alternative (per color)	OPS	call
Stain Finish Match (per finish).....	OSM	\$ 996

SIMON (Seating in Motion)Guest Chair with Glides
Arms**VERSTEEL****Questions?**

800 876 2120

Quickship Program Product

material / fabric grade >

						Poly	2/COM	3	4	5	6
Description	Model#	Product Wt	Dimensions								
4-Leg Base Seat: Poly Back: Poly Armcaps: Poly	SMLGA-08	23	Overall Height: 31¾" Overall Width: 27" Overall Depth: 21" Arm Height: 26½"	Seat Height: 17¾" Seat Width: 18¾" Seat Depth: 18" Between Arms: 22"		1039					
4-Leg Base Seat: Upholstered Back: Poly Armcaps: Poly	SMLGA-06	23	Overall Height: 31¾" Overall Width: 27" Overall Depth: 21" Arm Height: 26½"	Seat Height: 17¾" Seat Width: 18¾" Seat Depth: 18" Between Arms: 22"			1208	1293	1372	1452	1532
4-Leg Base Seat: Upholstered Back: Upholstered Armcaps: Poly	SMLGA-03	23	Overall Height: 31¾" Overall Width: 27" Overall Depth: 21" Arm Height: 26½"	Seat Height: 17¾" Seat Width: 18¾" Seat Depth: 18" Between Arms: 22"			1451	1531	1610	1692	1774
4-Leg Base Seat: Poly Back: Wood Armcaps: Poly	SMLGA-13	23	Overall Height: 31¾" Overall Width: 27" Overall Depth: 21" Arm Height: 26½"	Seat Height: 17¾" Seat Width: 18¾" Seat Depth: 18" Between Arms: 22"		1206					
4-Leg Base Seat: Upholstered Back: Wood Armcaps: Poly	SMLGA-18	23	Overall Height: 31¾" Overall Width: 27" Overall Depth: 21" Arm Height: 26½"	Seat Height: 17¾" Seat Width: 18¾" Seat Depth: 18" Between Arms: 22"			1378	1459	1539	1620	1699

Stacking

Refer to page 420.

COM Yardage






Refer to page 423.

To Order, Specify...

- 1 Model Number
- 2 Shell Color
- 3 Frame Color
- 4 Wood Finish
- 5 Upholstery Selection
- 6 Frame Options



OS Quickship Program Product

				material / fabric grade >		Poly	2/COM	3	4	5	6
Description	Model#	Product Wt	OS	Dimensions							
 4-Leg Base Seat: Poly Back: Poly Armcaps: Poly	SMLCA-08	23	OS	Overall Height: 31¾" Overall Width: 27" Overall Depth: 21" Arm Height: 26½" Seat Height: 17¾" Seat Width: 18¼" Seat Depth: 18" Between Arms: 22"		1042					
 4-Leg Base Seat: Upholstered Back: Poly Armcaps: Poly	SMLCA-06	23	OS	Overall Height: 31¾" Overall Width: 27" Overall Depth: 21" Arm Height: 26½" Seat Height: 17¾" Seat Width: 18¼" Seat Depth: 18" Between Arms: 22"			1213	1296	1374	1455	1536
 4-Leg Base Seat: Upholstered Back: Upholstered Armcaps: Poly	SMLCA-03	23	OS	Overall Height: 31¾" Overall Width: 27" Overall Depth: 21" Arm Height: 26½" Seat Height: 17¾" Seat Width: 18¼" Seat Depth: 18" Between Arms: 22"			1454	1534	1614	1695	1776
 4-Leg Base Seat: Poly Back: Wood Armcaps: Poly	SMLCA-13	23	OS	Overall Height: 31¾" Overall Width: 27" Overall Depth: 21" Arm Height: 26½" Seat Height: 17¾" Seat Width: 18¼" Seat Depth: 18" Between Arms: 22"		1210					
 4-Leg Base Seat: Upholstered Back: Wood Armcaps: Poly	SMLCA-18	23	OS	Overall Height: 31¾" Overall Width: 27" Overall Depth: 21" Arm Height: 26½" Seat Height: 17¾" Seat Width: 18¼" Seat Depth: 18" Between Arms: 22"			1381	1461	1542	1624	1703

COM Yardage
Refer to page 423.

Finish Options	Price
Chrome	\$ 719
Powder Coat - Standard	n/c
Powder Coat - Premium	\$ 165

Frame Options	Code	Price
Casters - Dual Wheel Black Nylon		
Hard Wheel (set of 4) (caster chairs only).....	CAS58	n/c
Leg Cover (specify poly color).....	BLC_	n/c

Accessories	Code	Price
Chair Trolley -SIMON	ACTSI	\$ 894
(for chair with glides only)		

Custom Charges	Code	Price
Powder Coat Alternative (per color)	OPA	call
Poly Shell Alternative (per color)	OPS	call
Stain Finish Match (per finish).....	OSM	\$ 996

SIMON (Seating in Motion)

Guest Chair with Glides
Retractable Tablet Arm Right








VERSTEEL

Questions?

800 876 2120

material / fabric grade >

	Description	Model#	Product Wt	Dimensions		Poly	2/COM	3	4	5	6
	4-Leg Base Tablet Right Seat: Poly Back: Poly	SMLG-07TBR	27	Overall Height: 31¾" Overall Width: 25" Overall Depth: 28¾" Arm Height: 27"	Seat Height: 17¾" Seat Width: 18¾" Seat Depth: 18"	1244					
	4-Leg Base Tablet Right Seat: Upholstered Back: Poly	SMLG-04TBR	27	Overall Height: 31¾" Overall Width: 25" Overall Depth: 28¾" Arm Height: 27"	Seat Height: 17¾" Seat Width: 18¾" Seat Depth: 18"		1417	1494	1577	1658	1739
	4-Leg Base Tablet Right Seat: Upholstered Back: Upholstered	SMLG-01TBR	27	Overall Height: 31¾" Overall Width: 25" Overall Depth: 28¾" Arm Height: 27"	Seat Height: 17¾" Seat Width: 18¾" Seat Depth: 18"		1657	1736	1814	1896	1978
	4-Leg Base Tablet Right Seat: Poly Back: Wood	SMLG-09TBR	27	Overall Height: 31¾" Overall Width: 25" Overall Depth: 28¾" Arm Height: 27"	Seat Height: 17¾" Seat Width: 18¾" Seat Depth: 18"	1413					
	4-Leg Base Tablet Right Seat: Upholstered Back: Wood	SMLG-10TBR	27	Overall Height: 31¾" Overall Width: 25" Overall Depth: 28¾" Arm Height: 27"	Seat Height: 17¾" Seat Width: 18¾" Seat Depth: 18"		1583	1662	1744	1826	1906

Tablet Dimensions

15" x 15¼"

Tablet is available in black only.

Tablet Material

¾" Black Thermofoil with a Black Thermofoil edge.






COM Yardage

Refer to page 423.

To Order, Specify...

- 1 Model Number
- 2 Shell Color
- 3 Frame Color
- 4 Wood Finish
- 5 Upholstery Selection
- 6 Frame Options



Description	Model#	Product Wt	Dimensions	material / fabric grade >					
				Poly	2/COM	3	4	5	6
 4-Leg Base Tablet Right Seat: Poly Back: Poly	SMLC-07TBR	27	Overall Height: 31¾" Overall Width: 25" Overall Depth: 28¾" Arm Height: 27" Seat Height: 17¾" Seat Width: 18¾" Seat Depth: 18"	1250					
 4-Leg Base Tablet Right Seat: Upholstered Back: Poly	SMLC-04TBR	27	Overall Height: 31¾" Overall Width: 25" Overall Depth: 28¾" Arm Height: 27" Seat Height: 17¾" Seat Width: 18¾" Seat Depth: 18"		1419	1500	1580	1660	1741
 4-Leg Base Tablet Right Seat: Upholstered Back: Upholstered	SMLC-01TBR	27	Overall Height: 31¾" Overall Width: 25" Overall Depth: 28¾" Arm Height: 27" Seat Height: 17¾" Seat Width: 18¾" Seat Depth: 18"		1659	1740	1818	1901	1981
 4-Leg Base Tablet Right Seat: Poly Back: Wood	SMLC-09TBR	27	Overall Height: 31¾" Overall Width: 25" Overall Depth: 28¾" Arm Height: 27" Seat Height: 17¾" Seat Width: 18¾" Seat Depth: 18"	1418					
 4-Leg Base Tablet Right Seat: Upholstered Back: Wood	SMLC-10TBR	27	Overall Height: 31¾" Overall Width: 25" Overall Depth: 28¾" Arm Height: 27" Seat Height: 17¾" Seat Width: 18¾" Seat Depth: 18"		1586	1664	1748	1830	1911

Tablet Dimensions
15" dx 15¼"

Tablet is available in black only.

Tablet Material
¾" Black Thermofoil with a Black Thermofoil edge.

COM Yardage
Refer to page 423.

Finish Options	Price
Chrome	\$ 719
Powder Coat - Standard	n/c
Powder Coat - Premium	\$ 165

Frame Options	Code	Price
Casters - Dual Wheel Black Nylon		
Hard Wheel (set of 4) (caster chairs only).....	CAS58	n/c
Leg Cover (specify poly color).....	BLC_	n/c
Book Basket	BSM	\$ 206
Oversized Book Basket	BOSM	\$ 231






Accessories	Code	Price
Chair Trolley -SIMON	ACTSI	\$ 894 (for chair with glides only)

Custom Charges	Code	Price
Powder Coat Alternative (per color)	OPA	call
Poly Shell Alternative (per color)	OPS	call
Stain Finish Match (per finish).....	OSM	\$ 996

SIMON (Seating in Motion)Guest Chair with Glides
Retractable Tablet Arm Left**VERSTEEL****Questions?**

800 876 2120

material / fabric grade >

	Description	Model#	Product Wt	Dimensions		Poly	2/COM	3	4	5	6
	4-Leg Base Tablet Left Seat: Poly Back: Poly	SMLG-07TBL	27	Overall Height: 31¾" Overall Width: 25" Overall Depth: 28¾" Arm Height: 27"	Seat Height: 17¾" Seat Width: 18¾" Seat Depth: 18"	1244					
	4-Leg Base Tablet Left Seat: Upholstered Back: Poly	SMLG-04TBL	27	Overall Height: 31¾" Overall Width: 25" Overall Depth: 28¾" Arm Height: 27"	Seat Height: 17¾" Seat Width: 18¾" Seat Depth: 18"		1417	1494	1577	1658	1739
	4-Leg Base Tablet Left Seat: Upholstered Back: Upholstered	SMLG-01TBL	27	Overall Height: 31¾" Overall Width: 25" Overall Depth: 28¾" Arm Height: 27"	Seat Height: 17¾" Seat Width: 18¾" Seat Depth: 18"		1657	1736	1814	1896	1978
	4-Leg Base Tablet Left Seat: Poly Back: Wood	SMLG-09TBL	27	Overall Height: 31¾" Overall Width: 25" Overall Depth: 28¾" Arm Height: 27"	Seat Height: 17¾" Seat Width: 18¾" Seat Depth: 18"	1413					
	4-Leg Base Tablet Left Seat: Upholstered Back: Wood	SMLG-10TBL	27	Overall Height: 31¾" Overall Width: 25" Overall Depth: 28¾" Arm Height: 27"	Seat Height: 17¾" Seat Width: 18¾" Seat Depth: 18"		1583	1662	1744	1826	1906

Tablet Dimensions

15" x 15¼"

Tablet is available in black only.

Tablet Material

¾" Black Thermofoil with a Black Thermofoil edge.






COM Yardage

Refer to page 423.

To Order, Specify...

- ① Model Number
- ② Shell Color
- ③ Frame Color
- ④ Wood Finish
- ⑤ Upholstery Selection
- ⑥ Frame Options



Description	Model#	Product Wt	Dimensions	material / fabric grade >						
				Poly	2/COM	3	4	5	6	
 <p>4-Leg Base Tablet Left Seat: Poly Back: Poly</p>	SMLC-07TBL	27	Overall Height: 31¾" Overall Width: 25" Overall Depth: 28¾" Arm Height: 27"	Seat Height: 17¾" Seat Width: 18¾" Seat Depth: 18"	1250					
 <p>4-Leg Base Tablet Left Seat: Upholstered Back: Poly</p>	SMLC-04TBL	27	Overall Height: 31¾" Overall Width: 25" Overall Depth: 28¾" Arm Height: 27"	Seat Height: 17¾" Seat Width: 18¾" Seat Depth: 18"		1419	1500	1580	1660	1741
 <p>4-Leg Base Tablet Left Seat: Upholstered Back: Upholstered</p>	SMLC-01TBL	27	Overall Height: 31¾" Overall Width: 25" Overall Depth: 28¾" Arm Height: 27"	Seat Height: 17¾" Seat Width: 18¾" Seat Depth: 18"		1659	1740	1818	1901	1981
 <p>4-Leg Base Tablet Left Seat: Poly Back: Wood</p>	SMLC-09TBL	27	Overall Height: 31¾" Overall Width: 25" Overall Depth: 28¾" Arm Height: 27"	Seat Height: 17¾" Seat Width: 18¾" Seat Depth: 18"	1391					
 <p>4-Leg Base Tablet Left Seat: Upholstered Back: Wood</p>	SMLC-10TBL	27	Overall Height: 31¾" Overall Width: 25" Overall Depth: 28¾" Arm Height: 27"	Seat Height: 17¾" Seat Width: 18¾" Seat Depth: 18"		1586	1664	1748	1830	1911

Tablet Dimensions
15" x 15"

Tablet is available in black only.

Tablet Material
¾" Black Thermofoil with a Black Thermofoil edge.

COM Yardage
Refer to page 423.

Finish Options	Price
Chrome	\$ 719
Powder Coat - Standard	n/c
Powder Coat - Premium	\$ 165

Frame Options	Code	Price
Casters - Dual Wheel Black Nylon		
Hard Wheel (set of 4) (caster chairs only).....	CAS58	n/c
Leg Cover (specify poly color).....	BLC_	n/c
Book Basket	BSM	\$ 206
Oversized Book Basket	BOSM	\$ 231

Accessories	Code	Price
Chair Trolley -SIMON	ACTSI	\$ 894 (for chair with glides only)






Custom Charges	Code	Price
Powder Coat Alternative (per color)	OPA	call
Poly Shell Alternative (per color)	OPS	call
Stain Finish Match (per finish).....	OSM	\$ 996

SIMON (Seating in Motion)

Guest Chair with Glides
Oversize Tablet Arm Right

**VERSTEEL****Questions?**

800 876 2120

				material / fabric grade >		Poly	2/COM	3	4	5	6
Description	Model#	Product Wt	Dimensions								
	4-Leg Base Tablet Right Seat: Poly Back: Poly	SMLG-07OTBR	27	Overall Height: 31¾" Overall Width: 23½" Overall Depth: 28¾" Arm Height: 27¾"	Seat Height: 17¾" Seat Width: 18¾" Seat Depth: 18"	1295					
	4-Leg Base Tablet Right Seat: Upholstered Back: Poly	SMLG-04OTBR	27	Overall Height: 31¾" Overall Width: 23½" Overall Depth: 28¾" Arm Height: 27¾"	Seat Height: 17¾" Seat Width: 18¾" Seat Depth: 18"		1460	1540	1621	1699	1781
	4-Leg Base Tablet Right Seat: Upholstered Back: Upholstered	SMLG-01OTBR	27	Overall Height: 31¾" Overall Width: 23½" Overall Depth: 28¾" Arm Height: 27¾"	Seat Height: 17¾" Seat Width: 18¾" Seat Depth: 18"		1698	1779	1862	1943	2023
	4-Leg Base Tablet Right Seat: Poly Back: Wood	SMLG-09OTBR	27	Overall Height: 31¾" Overall Width: 23½" Overall Depth: 28¾" Arm Height: 27¾"	Seat Height: 17¾" Seat Width: 18¾" Seat Depth: 18"	1459					
	4-Leg Base Tablet Right Seat: Upholstered Back: Wood	SMLG-10OTBR	27	Overall Height: 31¾" Overall Width: 23½" Overall Depth: 28¾" Arm Height: 27¾"	Seat Height: 17¾" Seat Width: 18¾" Seat Depth: 18"		1630	1707	1791	1871	1952

Tablet Dimensions

12" x 22"

Tablet is available in black only.

Tablet Material

¾" Black Europly with an Ebony PVC edge.






COM Yardage

Refer to page 423.

To Order, Specify...

- ① Model Number
- ② Shell Color
- ③ Frame Color
- ④ Wood Finish
- ⑤ Upholstery Selection
- ⑥ Frame Options



Description	Model#	Product Wt	Dimensions	material / fabric grade >					
				Poly	2/COM	3	4	5	6
 4-Leg Base Tablet Right Seat: Poly Back: Poly	SMLC-07OTBR	27	Overall Height: 31¾" Overall Width: 23½" Overall Depth: 28¾" Arm Height: 27¾" Seat Height: 17¾" Seat Width: 18¼" Seat Depth: 18"	1297					
 4-Leg Base Tablet Right Seat: Upholstered Back: Poly	SMLC-04OTBR	27	Overall Height: 31¾" Overall Width: 23½" Overall Depth: 28¾" Arm Height: 27¾" Seat Height: 17¾" Seat Width: 18¼" Seat Depth: 18"		1463	1542	1625	1703	1784
 4-Leg Base Tablet Right Seat: Upholstered Back: Upholstered	SMLC-01OTBR	27	Overall Height: 31¾" Overall Width: 23½" Overall Depth: 28¾" Arm Height: 27¾" Seat Height: 17¾" Seat Width: 18¼" Seat Depth: 18"		1700	1783	1864	1947	2026
 4-Leg Base Tablet Right Seat: Poly Back: Wood	SMLC-09OTBR	27	Overall Height: 31¾" Overall Width: 23½" Overall Depth: 28¾" Arm Height: 27¾" Seat Height: 17¾" Seat Width: 18¼" Seat Depth: 18"	1461					
 4-Leg Base Tablet Right Seat: Upholstered Back: Wood	SMLC-10OTBR	27	Overall Height: 31¾" Overall Width: 23½" Overall Depth: 28¾" Arm Height: 27¾" Seat Height: 17¾" Seat Width: 18¼" Seat Depth: 18"		1632	1711	1796	1874	1955

Tablet Dimensions

12" x 22"

Tablet is available in black only.

Tablet Material

¾" Black Europly with an Ebony PVC edge.

COM Yardage

Refer to page 423.

Finish Options

Chrome	\$ 719
Powder Coat - Standard	n/c
Powder Coat - Premium	\$ 165

Frame Options

Casters - Dual Wheel Black Nylon	
Hard Wheel (set of 4) (caster chairs only).....	CAS58 n/c
Leg Cover (specify poly color).....	BLC_ n/c
Book Basket	BSM \$ 206
Oversized Book Basket	BOSM \$ 231

Code Price

Accessories

Chair Trolley -SIMON	ACTSI \$ 894
(for chair with glides only)	






Custom Charges

Powder Coat Alternative (per color)	OPA call
Poly Shell Alternative (per color)	OPS call
Stain Finish Match (per finish).....	OSM \$ 996

SIMON (Seating in Motion)Guest Chair with Glides
Oversize Tablet Arm Left**VERSTEEL****Questions?**

800 876 2120

material / fabric grade >

	Description	Model#	Product Wt	Dimensions		Poly	2/COM	3	4	5	6
	4-Leg Base Tablet Left Seat: Poly Back: Poly	SMLG-07OTBL	27	Overall Height: 31¾" Overall Width: 23½" Overall Depth: 28¾" Arm Height: 27¾"	Seat Height: 17¾" Seat Width: 18¾" Seat Depth: 18"	1295					
	4-Leg Base Tablet Left Seat: Upholstered Back: Poly	SMLG-04OTBL	27	Overall Height: 31¾" Overall Width: 23½" Overall Depth: 28¾" Arm Height: 27¾"	Seat Height: 17¾" Seat Width: 18¾" Seat Depth: 18"		1460	1540	1621	1699	1781
	4-Leg Base Tablet Left Seat: Upholstered Back: Upholstered	SMLG-01OTBL	27	Overall Height: 31¾" Overall Width: 23½" Overall Depth: 28¾" Arm Height: 27¾"	Seat Height: 17¾" Seat Width: 18¾" Seat Depth: 18"		1698	1779	1862	1943	2023
	4-Leg Base Tablet Left Seat: Poly Back: Wood	SMLG-09OTBL	27	Overall Height: 31¾" Overall Width: 23½" Overall Depth: 28¾" Arm Height: 27¾"	Seat Height: 17¾" Seat Width: 18¾" Seat Depth: 18"	1459					
	4-Leg Base Tablet Left Seat: Upholstered Back: Wood	SMLG-10OTBL	27	Overall Height: 31¾" Overall Width: 23½" Overall Depth: 28¾" Arm Height: 27¾"	Seat Height: 17¾" Seat Width: 18¾" Seat Depth: 18"		1630	1707	1791	1871	1952

Tablet Dimensions

12" x 22"

Tablet is available in black only.

Tablet Material

¾" Black Europly with an Ebony PVC edge.






COM Yardage

Refer to page 423.

To Order, Specify...

- ① Model Number
- ② Shell Color
- ③ Frame Color
- ④ Wood Finish
- ⑤ Upholstery Selection
- ⑥ Frame Options



Description	Model#	Product Wt	Dimensions	material / fabric grade >					
				Poly	2/COM	3	4	5	6
 4-Leg Base Tablet Left Seat: Poly Back: Poly	SMLC-07OTBL	27	Overall Height: 31¾" Overall Width: 23½" Overall Depth: 28¾" Arm Height: 27¾" Seat Height: 17¾" Seat Width: 18¼" Seat Depth: 18"	1297					
 4-Leg Base Tablet Left Seat: Upholstered Back: Poly	SMLC-04OTBL	27	Overall Height: 31¾" Overall Width: 23½" Overall Depth: 28¾" Arm Height: 27¾" Seat Height: 17¾" Seat Width: 18¼" Seat Depth: 18"		1463	1542	1625	1703	1784
 4-Leg Base Tablet Left Seat: Upholstered Back: Upholstered	SMLC-01OTBL	27	Overall Height: 31¾" Overall Width: 23½" Overall Depth: 28¾" Arm Height: 27¾" Seat Height: 17¾" Seat Width: 18¼" Seat Depth: 18"		1700	1783	1864	1947	2026
 4-Leg Base Tablet Left Seat: Poly Back: Wood	SMLC-09OTBL	27	Overall Height: 31¾" Overall Width: 23½" Overall Depth: 28¾" Arm Height: 27¾" Seat Height: 17¾" Seat Width: 18¼" Seat Depth: 18"	1461					
 4-Leg Base Tablet Left Seat: Upholstered Back: Wood	SMLC-10OTBL	27	Overall Height: 31¾" Overall Width: 23½" Overall Depth: 28¾" Arm Height: 27¾" Seat Height: 17¾" Seat Width: 18¼" Seat Depth: 18"		1632	1711	1796	1874	1955

Tablet Dimensions
12" x 22"
Tablet is available in black only.
Tablet Material
¾" Black Europly with an Ebony PVC edge.

COM Yardage
Refer to page 423.

Finish Options	Price
Chrome	\$ 719
Powder Coat - Standard	n/c
Powder Coat - Premium	\$ 165

Frame Options	Code	Price
Casters - Dual Wheel Black Nylon		
Hard Wheel (set of 4) (caster chairs only).....	CAS58	n/c
Leg Cover (specify poly color).....	BLC_	n/c
Book Basket	BSM	\$ 206
Oversized Book Basket	BOSM	\$ 231

Accessories	Code	Price
Chair Trolley -SIMON	ACTSI	\$ 894 (for chair with glides only)

Custom Charges	Code	Price
Powder Coat Alternative (per color)	OPA	call
Poly Shell Alternative (per color)	OPS	call
Stain Finish Match (per finish).....	OSM	\$ 996

SIMON (Seating in Motion)Stool with Glides - 24"
Armless**VERSTEEL****Questions?**

800 876 2120

material / fabric grade >

	Description	Model#	Product Wt	Dimensions		Poly	2/COM	3	4	5	6
	4-Leg Base 24" Seat Height Seat: Poly Back: Poly	SMLG-07S24	22	Overall Height: 37¾" Overall Width: 23" Overall Depth: 23"	Seat Height: 23¾" Seat Width: 18¾" Seat Depth: 18" Seat to Footrest: 17"	1028					
	4-Leg Base 24" Seat Height Seat: Upholstered Back: Poly	SMLG-04S24	22	Overall Height: 37¾" Overall Width: 23" Overall Depth: 23"	Seat Height: 23¾" Seat Width: 18¾" Seat Depth: 18" Seat to Footrest: 17"		1202	1280	1360	1443	1524
	4-Leg Base 24" Seat Height Seat: Upholstered Back: Upholstered	SMLG-01S24	22	Overall Height: 37¾" Overall Width: 23" Overall Depth: 23"	Seat Height: 23¾" Seat Width: 18¾" Seat Depth: 18" Seat to Footrest: 17"		1440	1521	1602	1684	1760
	4-Leg Base 24" Seat Height Seat: Poly Back: Wood	SMLG-09S24	22	Overall Height: 37¾" Overall Width: 23" Overall Depth: 23"	Seat Height: 23¾" Seat Width: 18¾" Seat Depth: 18" Seat to Footrest: 17"	1201					
	4-Leg Base 24" Seat Height Seat: Upholstered Back: Wood	SMLG-10S24	22	Overall Height: 37¾" Overall Width: 23" Overall Depth: 23"	Seat Height: 23¾" Seat Width: 18¾" Seat Depth: 18" Seat to Footrest: 17"		1371	1451	1531	1610	1692






33" - 38" table heights
are recommended for
use with 24" stool

COM Yardage
Refer to page 423.

To Order, Specify...

- ① Model Number
- ② Shell Color
- ③ Frame Color
- ④ Wood Finish
- ⑤ Upholstery Selection
- ⑥ Frame Options



Description	Model#	Product Wt	Dimensions	material / fabric grade >						
				Poly	2/COM	3	4	5	6	
 <p>4-Leg Base 24" Seat Height Seat: Poly Back: Poly Armcaps: Poly</p>	SMLGA-08S24	25	Overall Height: 37¾" Overall Width: 27" Overall Depth: 23" Arm Height: 33"	Seat Height: 23¾" Seat Width: 18¼" Seat Depth: 18" Between Arms: 22" Seat to Footrest: 17"	1125					
 <p>4-Leg Base 24" Seat Height Seat: Upholstered Back: Poly Armcaps: Poly</p>	SMLGA-06S24	25	Overall Height: 37¾" Overall Width: 27" Overall Depth: 23" Arm Height: 33"	Seat Height: 23¾" Seat Width: 18¼" Seat Depth: 18" Between Arms: 22" Seat to Footrest: 17"		1298	1378	1459	1539	1620
 <p>4-Leg Base 24" Seat Height Seat: Upholstered Back: Upholstered Armcaps: Poly</p>	SMLGA-03S24	25	Overall Height: 37¾" Overall Width: 27" Overall Depth: 23" Arm Height: 33"	Seat Height: 23¾" Seat Width: 18¼" Seat Depth: 18" Between Arms: 22" Seat to Footrest: 17"		1537	1617	1698	1779	1860
 <p>4-Leg Base 24" Seat Height Seat: Poly Back: Wood Armcaps: Poly</p>	SMLGA-13S24	25	Overall Height: 37¾" Overall Width: 27" Overall Depth: 23" Arm Height: 33"	Seat Height: 23¾" Seat Width: 18¼" Seat Depth: 18" Between Arms: 22" Seat to Footrest: 17"	1295					
 <p>4-Leg Base 24" Seat Height Seat: Upholstered Back: Wood Armcaps: Poly</p>	SMLGA-18S24	25	Overall Height: 37¾" Overall Width: 27" Overall Depth: 23" Arm Height: 33"	Seat Height: 23¾" Seat Width: 18¼" Seat Depth: 18" Between Arms: 22" Seat to Footrest: 17"		1461	1542	1624	1703	1784

33" - 38" table heights are recommended for use with 24" stool

COM Yardage
Refer to page 423.

Finish Options	Price
Chrome	\$ 719
Powder Coat - Standard	n/c
Powder Coat - Premium	\$ 165






Frame Options	Code	Price
Leg Cover		
(specify poly color)	BLC_	n/c

Custom Charges	Code	Price
Powder Coat Alternative (per color)	OPA	call
Poly Shell Alternative (per color)	OPS	call
Stain Finish Match (per finish)	OSM	\$ 996

SIMON (Seating in Motion)Stool with Glides - 29"
Armless**VERSTEEL****Questions?**

800 876 2120

material / fabric grade >

	Description	Model#	Product Wt	Dimensions		Poly	2/COM	3	4	5	6
	4-Leg Base 29" Seat Height Seat: Poly Back: Poly	SMLG-07S29	23	Overall Height: 44½" Overall Width: 23" Overall Depth: 24"	Seat Height: 28¼" Seat Width: 18¼" Seat Depth: 18" Seat to Footrest: 17"	1028					
	4-Leg Base 29" Seat Height Seat: Upholstered Back: Poly	SMLG-04S29	23	Overall Height: 44½" Overall Width: 23" Overall Depth: 24"	Seat Height: 28¼" Seat Width: 18¼" Seat Depth: 18" Seat to Footrest: 17"		1202	1280	1360	1443	1524
	4-Leg Base 29" Seat Height Seat: Upholstered Back: Upholstered	SMLG-01S29	23	Overall Height: 44½" Overall Width: 23" Overall Depth: 24"	Seat Height: 28¼" Seat Width: 18¼" Seat Depth: 18" Seat to Footrest: 17"		1440	1521	1602	1684	1760
	4-Leg Base 29" Seat Height Seat: Poly Back: Wood	SMLG-09S29	23	Overall Height: 44½" Overall Width: 23" Overall Depth: 24"	Seat Height: 28¼" Seat Width: 18¼" Seat Depth: 18" Seat to Footrest: 17"	1201					
	4-Leg Base 29" Seat Height Seat: Upholstered Back: Wood	SMLG-10S29	23	Overall Height: 44½" Overall Width: 23" Overall Depth: 24"	Seat Height: 28¼" Seat Width: 18¼" Seat Depth: 18" Seat to Footrest: 17"		1371	1451	1531	1610	1692






38" - 42" table heights
are recommended for
use with 29" stool

COM Yardage
Refer to page 423.

To Order, Specify...

- ① Model Number
- ② Shell Color
- ③ Frame Color
- ④ Wood Finish
- ⑤ Upholstery Selection
- ⑥ Frame Options



Description	Model#	Product Wt	Dimensions	material / fabric grade >						
				Poly	2/COM	3	4	5	6	
 <p>4-Leg Base 29" Seat Height Seat: Poly Back: Poly Armcaps: Poly</p>	SMLGA-08S29	26	Overall Height: 32¾" Overall Width: 27" Overall Depth: 24" Arm Height: 38"	Seat Height: 28¼" Seat Width: 18¼" Seat Depth: 18" Between Arms: 22" Seat to Footrest: 17"	1125					
 <p>4-Leg Base 29" Seat Height Seat: Upholstered Back: Poly Armcaps: Poly</p>	SMLGA-06S29	26	Overall Height: 32¾" Overall Width: 27" Overall Depth: 24" Arm Height: 38"	Seat Height: 28¼" Seat Width: 18¼" Seat Depth: 18" Between Arms: 22" Seat to Footrest: 17"		1298	1378	1459	1539	1620
 <p>4-Leg Base 29" Seat Height Seat: Upholstered Back: Upholstered Armcaps: Poly</p>	SMLGA-03S29	26	Overall Height: 32¾" Overall Width: 27" Overall Depth: 24" Arm Height: 38"	Seat Height: 28¼" Seat Width: 18¼" Seat Depth: 18" Between Arms: 22" Seat to Footrest: 17"		1537	1617	1698	1779	1860
 <p>4-Leg Base 29" Seat Height Seat: Poly Back: Wood Armcaps: Poly</p>	SMLGA-13S29	26	Overall Height: 32¾" Overall Width: 27" Overall Depth: 24" Arm Height: 38"	Seat Height: 28¼" Seat Width: 18¼" Seat Depth: 18" Between Arms: 22" Seat to Footrest: 17"	1295					
 <p>4-Leg Base 29" Seat Height Seat: Upholstered Back: Wood Armcaps: Poly</p>	SMLGA-18S29	26	Overall Height: 32¾" Overall Width: 27" Overall Depth: 24" Arm Height: 38"	Seat Height: 28¼" Seat Width: 18¼" Seat Depth: 18" Between Arms: 22" Seat to Footrest: 17"		1461	1542	1624	1703	1784

38" - 42" table heights are recommended for use with 29" stool

COM Yardage
Refer to page 423.

Finish Options	Price
Chrome	\$ 719
Powder Coat - Standard	n/c
Powder Coat - Premium	\$ 165

Frame Options	Code	Price
Leg Cover		
(specify poly color).....	BLC_	n/c

Custom Charges	Code	Price
Powder Coat Alternative (per color)	OPA	call
Poly Shell Alternative (per color)	OPS	call
Stain Finish Match (per finish)	OSM	\$ 996



Socius has a modern aesthetic that lends itself to healthcare and corporate areas. Collection includes mid or high back chairs, easy access and bariatric seating.

Features

Flex back is standard on the mid and high back patient chairs as well as the 26" and 30" bariatric models. Chairs can be ordered with or without urethane armcaps. All Socius chairs including those with a flex back are a wall saver and have high-density polyethylene glides. Built with heavy duty construction and materials for durability all Socius chairs withstand a static load of over 1200 pounds.

Shipping Schedule**Standard Items**

Upholstered

4-5 WEEKS

Contact Versteel for special lead time requests.

BIFMA

All Versteel products are constructed to pass the relevant ANSI/BIFMA standards. For more detailed specifications by series and base style, contact Versteel Customer Service at 800.876.2120.

Additional information regarding warranty, terms and conditions, shipping, care and maintenance, etc. can be found on pages 2-6 of the All Seating price list.

Standard Versteel Upholstery

Standard Versteel Upholstery offers a range of materials, from fabrics in a variety of colors and textures to vinyls for soil resistance. Please refer to Versteel's fabric cards, upholstery options pages in the All Seating price list, or the "Materials and Finishes" section of our website for information.

Grade-In Upholstery

Versteel has coordinated with upholstery manufacturers to simplify your order process. Many of the manufacturers' offerings have been pre-approved for application on Versteel Seating.

Contact Versteel Customer Service with your selected fabric choice to be graded in. You will be supplied with the appropriate grade-in designator. On your purchase order, complete the information with the pattern name, color description and grade-in designator, and Versteel will take it from there.

Customer's Own Material

Customer's Own Materials (COM's) are not an issue on Socius. Many COM's are pre-approved for application on Versteel Seating. Call Versteel Customer Service with your COM selection to determine if it has been pre-approved. If your selection has not been pre-approved, reference the "Receiving COM Approval" section below.

Receiving COM Approval

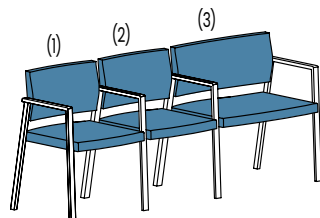
Not all materials are suitable for upholstery on Socius. A 12" x 12" memo sample must be supplied for approval before a COM material is accepted for an order. If the material is directional in pattern or weave, the pattern repeat (in inches) in both directions or the weave direction must be supplied.

Excess COM

Versteel will not store excess COM for more than 30 days after the order has been completed. If excess material is to be returned after order completion, send the request to Versteel Customer Service prior to acknowledged ship date. It is the customer's responsibility to arrange for the return of the material "freight collect."

Fabric Positions

Each position of a Tandem Socius unit can have a different fabric. These fabric positions are specified from left to right as you are facing the unit.



COM Requiring Application Test

If an application test is required for your selected COM, send test sample material along with the following.

1. Name and return address
2. Model selected
3. Sketch showing special requirements for the positioning of the materials' pattern on the seat and ledge, if special considerations are required.

NOTE ALL UPHOLSTERIES ARE CUT UP THE ROLL TO MAXIMIZE YIELD AND WEAR PERFORMANCE

Ship COM to:

Versteel
2332 Cathy Lane
Jasper, IN 47546

COM must be shipped to the factory with transportation costs "prepaid." If material is considered defective or unusable, it will be returned "transportation collect."

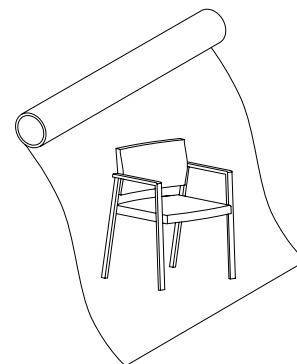
For standard lead time orders, tag fabric with purchase order number and identify with project number if possible.

Application of Directional Fabrics

Due to the upholstering process, some fabrics not considered directional by the supplier may be considered directional by Versteel.

All COM's are cut "up the roll" unless otherwise directed by the customer (see illustration below).

EXAMPLE PATTERN CUT "UP THE ROLL"



If special cutting or upholstery application is required, you must indicate requirement at time of order entry.

Socius COM Yardage Requirements

COM yardage requirements are calculated based on a material width of 54" and a repeat of 2" or less. For material less than 54" wide, contact Versteel for yardage requirements. Use the chart below as a guide to calculate your COM yardage. For quantities greater than 15 chairs or 10 bariatric chairs, contact Versteel Customer Service for calculation of COM yardage by model.

Quantity of Chairs	1	2	3	4	5	6	7	8	9	10	11	12	13	14	15
Socius															
Patient Mid Back	2.5	4.0	5.5	7.0	8.0	10.0	11.5	13.0	15.0	16.5	17.5	18.5	19.5	21.5	23.5
Patient High Back	3.0	4.0	6.0	8.0	9.0	11.0	12.0	14.0	17.0	18.0	19.5	20.5	22.5	24.0	26.5
Patient Easy Access	2.5	4.0	5.5	7.0	8.0	10.0	11.5	13.0	15.0	16.5	17.5	18.5	19.5	21.5	23.5
Bariatric X26	2.5	4.5	6	7.5	10	11.5	13	15	16.5	18.5					
Bariatric X30	3	5	7	9	11.5	13.5	15.5	18	20	22					
Bariatric X42	5.0	8.0	10.0	13.0	15.0	18.0	20.0	23.0	25.0	28.0	-	-	-	-	-

Patterned COM Additional Yardage Guide

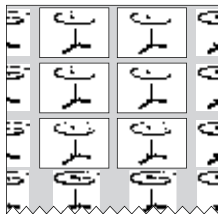
Use the guide below to aid in ordering the appropriate COM fabric when needing to match a pattern with a repeat. To use this guide, add the vertical and horizontal repeats together (e.g. a 5" vertical repeat plus an 11" horizontal repeat gives a 16" total). Then find the appropriate entry on the chart, and increase the yardage estimate by the percentage indicated.

For example: The yardage estimate is 8 yards of 54" wide fabric and the pattern has a repeat of 11" horizontal and 5" vertical. Add up the repeats (11" + 5" = 16") and find the appropriate entry - 15% in this example. Fifteen percent more fabric is required to match the pattern. 8 yards plus an extra 15% is 9.2 yards.

Fabric Width	Plain Fabric	3" - 14" Repeat	15" - 19" Repeat	20" - 27" Repeat	28" - 36" Repeat	37" - 45" Repeat	46" - 54" Repeat
54"	0%	10%	15%	20%	25%	30%	35%
50" - 52"	10%	20%	25%	30%	35%	40%	45%

Decorative Patterns

Yardage requirements are greatly affected by the size of the repeat and the print or pattern of the material. Versteel cuts all seating patterns with aesthetic concerns in mind for high quality and consistency. Refer to the COM listing for the yardage required for pattern repeat.



To Order, Specify...

- 1 Model Number
- 2 Frame Color
- 3 Upholstery Selection
- 4 Urethane Armcap Color

model number

finish selections

additional options



A **SCMBPA-01** is a Socius series, 4-leg, mid back patient chair with upholstered seat and back and no armcaps.

The codes **PCHA / FVT Biscuit** specify Champagne frame with Grade 2 Variant 10 Biscuit upholstery.

Model Number SCMBPA-01
upholstery **FVT Biscuit**frame color **PCHA**
Orders may be sent via
Mailing Address

Versteel
 2332 Cathy Lane
 Jasper IN 47546

Contact Versteel

Email contact@versteel.com
Phone 800 876 2120
 812 634 2120

Powder Coat Alternative**Call for quotation**

Specify code **OPA** (*Powder Coat Alternative*), add cost from Versteel quotation

Powder Coat Alternative is available from Versteel. The entire RAL color reference along with hundreds of other color and finishes are available.

For Powder Coat Alternative matching, you must supply a color reference sample, or an RAL number. Versteel will review the sample for possible existing colors available and send a sample for customer approval. If no color match exists a custom match can be developed. Call Versteel Customer Service for associated upcharges on custom color development.

NOTE CUSTOM COLOR MATCHING APPROVALS MAY AFFECT STANDARD PRODUCTION SCHEDULES

Custom Urethane Edge**Call for quotation / one time charge per color, per order**

Specify code **OCU** (*Custom Urethane Color Match*), add cost from Versteel quotation

For Urethane Color Matching you must supply a color reference sample. A custom match will be developed and sampled for customer approval before a production schedule is established.

Socius

Guest Chair - Mid Back
Powder Coat



VERSTEEL

Questions?

800 876 2120

	Description	Model#	Product Wt	Dimensions	material / fabric grade >	Standard Powder Coat				
						2/COM	3	4	5	6
	4-Leg Base Seat: Upholstered Back: Upholstered Armcaps: None	SCMBPA-01	42	Overall Height: 32¾" Overall Width: 22¾" Overall Depth: 27¼"	Seat Height: 19½" Seat Width: 19½" Seat Depth: 20"	1571	1742	1915	2087	2258
	4-Leg Base Seat: Upholstered Back: Upholstered Armcaps: Urethane	SCMBPA-09	43	Overall Height: 32¾" Overall Width: 23" Overall Depth: 27¼"	Seat Height: 19½" Seat Width: 19½" Seat Depth: 20"	1693	1864	2037	2208	2380

COM Yardage
Refer to page 446.

To Order, Specify...

- ① Model Number
- ② Frame Color
- ③ Upholstery Selection
- ④ Urethane Armcap Color



Description	Model#	Product Wt	Dimensions	material / fabric grade >	Chrome, Nickel + Transparent				
					2/COM	3	4	5	6
 4-Leg Base Seat: Upholstered Back: Upholstered Armcaps: None	SCMBPA-01	42	Overall Height: 32¾" Overall Width: 22¾" Overall Depth: 27¼"	Seat Height: 19½" Seat Width: 19½" Seat Depth: 20"	1861	2032	2205	2377	2548
 4-Leg Base Seat: Upholstered Back: Upholstered Armcaps: Urethane	SCMBPA-09	43	Overall Height: 32¾" Overall Width: 23" Overall Depth: 27¼"	Seat Height: 19½" Seat Width: 19½" Seat Depth: 20"	1983	2154	2327	2498	2670

COM Yardage
Refer to page 446.

Finish Options	Price
Powder Coat - Premium.....	\$ 165

Custom Charges	Code	Price
Powder Coat Alternative (per color)	OPA	call

Socius



Guest Chair - High Back
Powder Coat



VERSTEEL

Questions?

800 876 2120

	Description	Model#	Product Wt	Dimensions	material / fabric grade >	Standard Powder Coat				
						2/COM	3	4	5	6
	4-Leg Base Seat: Upholstered Back: Upholstered Armcaps: None	SCHBPA-01	43	Overall Height: 39" Overall Width: 22¾" Overall Depth: 27¼"	Seat Height: 19½" Seat Width: 19½" Seat Depth: 20"	1620	1827	2033	2240	2446
	4-Leg Base Seat: Upholstered Back: Upholstered Armcaps: Urethane	SCHBPA-09	44	Overall Height: 39" Overall Width: 23" Overall Depth: 27¼"	Seat Height: 19½" Seat Width: 19½" Seat Depth: 20"	1741	1948	2154	2361	2567

COM Yardage
Refer to page 446.

To Order, Specify...

- ① Model Number
- ② Frame Color
- ③ Upholstery Selection
- ④ Urethane Armcap Color



Description	Model#	Product Wt	Dimensions	material / fabric grade >	Chrome, Nickel + Transparent				
					2/COM	3	4	5	6
 4-Leg Base Seat: Upholstered Back: Upholstered Armcaps: None	SCHBPA-01	43	Overall Height: 39" Overall Width: 22¾" Overall Depth: 27¼"	Seat Height: 19½" Seat Width: 19½" Seat Depth: 20"	1910	2117	2323	2530	2736
 4-Leg Base Seat: Upholstered Back: Upholstered Armcaps: Urethane	SCHBPA-09	44	Overall Height: 39" Overall Width: 23" Overall Depth: 27¼"	Seat Height: 19½" Seat Width: 19½" Seat Depth: 20"	2031	2238	2444	2651	2857

COM Yardage
Refer to page 446.

Finish Options	Price
Powder Coat - Premium.....	\$ 165

Custom Charges	Code	Price
Powder Coat Alternative (per color)	OPA	call

Socius



Easy Access 24" - Mid Back
Powder Coat



VERSTEEL

Questions?

800 876 2120

	Description	Model#	Product Wt	Dimensions	material / fabric grade >	Standard Powder Coat				
						2/COM	3	4	5	6
	4-Leg Base Seat: Upholstered Back: Upholstered Armcaps: None	SCMBPA-01H24	50	Overall Height: 36¾" Overall Width: 22¾" Overall Depth: 28½"	Seat Height: 24" Seat Width: 19½" Seat Depth: 20"	1857	2069	2283	2496	2709
	4-Leg Base Seat: Upholstered Back: Upholstered Armcaps: Urethane	SCMBPA-09H24	52	Overall Height: 36¾" Overall Width: 23" Overall Depth: 28½"	Seat Height: 24" Seat Width: 19½" Seat Depth: 20"	1979	2191	2405	2618	2830

COM Yardage
Refer to page 446.

To Order, Specify...

- ① Model Number
- ② Frame Color
- ③ Upholstery Selection
- ④ Urethane Armcap Color



	Description	Model#	Product Wt	Dimensions	material / fabric grade >	Chrome, Nickel + Transparent				
						2/COM	3	4	5	6
	4-Leg Base Seat: Upholstered Back: Upholstered Armcaps: None	SCMBPA-01H24	50	Overall Height: 36¾" Overall Width: 22¾" Overall Depth: 28½"	Seat Height: 24" Seat Width: 19½" Seat Depth: 20"	2300	2512	2726	2939	3152
	4-Leg Base Seat: Upholstered Back: Upholstered Armcaps: Urethane	SCMBPA-09H24	52	Overall Height: 36¾" Overall Width: 23" Overall Depth: 28½"	Seat Height: 24" Seat Width: 19½" Seat Depth: 20"	2422	2634	2848	3061	3273







COM Yardage
Refer to page 446.

Finish Options	Price
Powder Coat - Premium.....	\$ 165

Custom Charges	Code	Price
Powder Coat Alternative (per color)	OPA	call

SociusBariatric Chair – Mid Back
Powder Coat**VERSTEEL****Questions?**

800 876 2120

	Description	Model#	Product Wt	Dimensions	material / fabric grade >	Standard Powder Coat				
						2/COM	3	4	5	6
	4-Leg Base Seat: Upholstered Back: Upholstered Armcaps: None	SCMBPA-01X26	49	Overall Height: 32¾" Overall Width: 29½" Overall Depth: 27¼"	Seat Height: 19½" Seat Width: 26¼" Seat Depth: 20"	1730	1927	2124	2321	2517
	4-Leg Base Seat: Upholstered Back: Upholstered Armcaps: Urethane	SCMBPA-09X26	50	Overall Height: 32¾" Overall Width: 29½" Overall Depth: 27¼"	Seat Height: 19½" Seat Width: 26¼" Seat Depth: 20"	1852	2048	2246	2442	2639
	4-Leg Base Seat: Upholstered Back: Upholstered Armcaps: None	SCMBPA-01X30	52	Overall Height: 32¾" Overall Width: 33½" Overall Depth: 27¼"	Seat Height: 19½" Seat Width: 30¼" Seat Depth: 20"	1831	2043	2257	2470	2983
	4-Leg Base Seat: Upholstered Back: Upholstered Armcaps: Urethane	SCMBPA-09X30	54	Overall Height: 32¾" Overall Width: 33½" Overall Depth: 27¼"	Seat Height: 19½" Seat Width: 30¼" Seat Depth: 20"	1953	2165	2379	2592	2804
	4-Leg Base Seat: Upholstered Back: Upholstered Armcaps: None	SCMBPA-01X42	85	Overall Height: 32¾" Overall Width: 45½" Overall Depth: 27¼"	Seat Height: 19½" Seat Width: 42¼" Seat Depth: 20"	2175	2455	2735	3015	3295
	4-Leg Base Seat: Upholstered Back: Upholstered Armcaps: Urethane	SCMBPA-09X42	87	Overall Height: 32¾" Overall Width: 45½" Overall Depth: 27¼"	Seat Height: 19½" Seat Width: 42¼" Seat Depth: 20"	2278	2558	2838	3118	3398

COM Yardage

Refer to page 446.

To Order, Specify...

- ① Model Number
- ② Frame Color
- ③ Upholstery Selection
- ④ Urethane Armcap Color



	Description	Model#	Product Wt	Dimensions	material / fabric grade >	Chrome, Nickel + Transparent				
						2/COM	3	4	5	6
	4-Leg Base Seat: Upholstered Back: Upholstered Armcaps: None	SCMBPA-01X26	49	Overall Height: 32¾" Overall Width: 29½" Overall Depth: 27¼"	Seat Height: 19½" Seat Width: 26¼" Seat Depth: 20"	2020	2217	2414	2611	2807
	4-Leg Base Seat: Upholstered Back: Upholstered Armcaps: Urethane	SCMBPA-09X26	50	Overall Height: 32¾" Overall Width: 29¾" Overall Depth: 27¼"	Seat Height: 19½" Seat Width: 26¼" Seat Depth: 20"	2142	2338	2536	2732	2929
	4-Leg Base Seat: Upholstered Back: Upholstered Armcaps: None	SCMBPA-01X30	52	Overall Height: 32¾" Overall Width: 33½" Overall Depth: 27¼"	Seat Height: 19½" Seat Width: 30¼" Seat Depth: 20"	2121	2333	2547	2760	3273
	4-Leg Base Seat: Upholstered Back: Upholstered Armcaps: Urethane	SCMBPA-09X30	54	Overall Height: 32¾" Overall Width: 33¾" Overall Depth: 27¼"	Seat Height: 19½" Seat Width: 30¼" Seat Depth: 20"	2243	2455	2669	2882	3094
	4-Leg Base Seat: Upholstered Back: Upholstered Armcaps: None	SCMBPA-01X42	85	Overall Height: 32¾" Overall Width: 45½" Overall Depth: 27¼"	Seat Height: 19½" Seat Width: 42¼" Seat Depth: 20"	2465	2745	3025	3305	3585
	4-Leg Base Seat: Upholstered Back: Upholstered Armcaps: Urethane	SCMBPA-09X42	87	Overall Height: 32¾" Overall Width: 45¾" Overall Depth: 27¼"	Seat Height: 19½" Seat Width: 42¼" Seat Depth: 20"	2568	2848	3128	3408	3688

COM Yardage
Refer to page 446.

Finish Options	Price
Powder Coat - Premium.....	\$ 165

Custom Charges	Code	Price
Powder Coat Alternative (per color)	OPA	call

Socius





Tandem Guest - Mid Back
Powder Coat



VERSTEEL

Questions?

800 876 2120

	Description	Model#	Product Wt	Dimensions	material / fabric grade >	Standard Powder Coat				
						2/COM	3	4	5	6
	Guest/Guest Seat: Upholstered Back: Upholstered Armcaps: None	SCSAMB-01 PP	63	Overall Height: 32¾" Overall Width: 44" Overall Depth: 27¼"	Seat Height: 19½" Seat Width: 19½" Seat Depth: 20"	2792	3016	3240	3464	3688
	Guest/Guest Seat: Upholstered Back: Upholstered Armcaps: Urethane	SCSAMB-09 PP	66	Overall Height: 32¾" Overall Width: 44¾" Overall Depth: 27¼"	Seat Height: 19½" Seat Width: 19½" Seat Depth: 20"	2946	3170	3394	3618	3842
	Guest/Guest/Guest Seat: Upholstered Back: Upholstered Armcaps: None	SCSAMB-01 PPP	95	Overall Height: 32¾" Overall Width: 65¼" Overall Depth: 27¼"	Seat Height: 19½" Seat Width: 19½" Seat Depth: 20"	3790	4098	4406	4714	5022
	Guest/Guest/Guest Seat: Upholstered Back: Upholstered Armcaps: Urethane	SCSAMB-09 PPP	98	Overall Height: 32¾" Overall Width: 65¾" Overall Depth: 27¼"	Seat Height: 19½" Seat Width: 19½" Seat Depth: 20"	3995	4303	4611	4919	5227

COM Yardage
Refer to page 446.

To Order, Specify...

- ① Model Number
- ② Frame Color
- ③ Upholstery Selection
- ④ Urethane Armcap Color



	Description	Model#	Product Wt	Dimensions	material / fabric grade >	Chrome, Nickel + Transparent				
						2/COM	3	4	5	6
	Guest/Guest Seat: Upholstered Back: Upholstered Armcaps: None	SCSAMB-01 PP	63	Overall Height: 32¾" Overall Width: 44" Overall Depth: 27¼"	Seat Height: 19½" Seat Width: 19½" Seat Depth: 20"	3253	3477	3701	3925	4149
	Guest/Guest Seat: Upholstered Back: Upholstered Armcaps: Urethane	SCSAMB-09 PP	66	Overall Height: 32¾" Overall Width: 44¾" Overall Depth: 27¼"	Seat Height: 19½" Seat Width: 19½" Seat Depth: 20"	3407	3631	3855	4079	4303
	Guest/Guest/Guest Seat: Upholstered Back: Upholstered Armcaps: None	SCSAMB-01 PPP	95	Overall Height: 32¾" Overall Width: 65¼" Overall Depth: 27¼"	Seat Height: 19½" Seat Width: 19½" Seat Depth: 20"	4406	4714	5022	5330	5638
	Guest/Guest/Guest Seat: Upholstered Back: Upholstered Armcaps: Urethane	SCSAMB-09 PPP	98	Overall Height: 32¾" Overall Width: 65¾" Overall Depth: 27¼"	Seat Height: 19½" Seat Width: 19½" Seat Depth: 20"	4611	4919	5227	5535	5843

COM Yardage
Refer to page 446.

Finish Options	Price
Powder Coat - Premium.....	\$ 165

Custom Charges	Code	Price
Powder Coat Alternative (per color)	OPA	call

Socius





Tandem Guest - High Back
Powder Coat



VERSTEEL

Questions?

800 876 2120





	Description	Model#	Product Wt	Dimensions	material / fabric grade >	Standard Powder Coat				
						2/COM	3	4	5	6
	Guest/Guest Seat: Upholstered Back: Upholstered Armcaps: None	SCSAHB-01 PP	64	Overall Height: 39" Overall Width: 44" Overall Depth: 27 1/4"	Seat Height: 19 1/2" Seat Width: 19 1/2" Seat Depth: 20"	2796	3020	3244	3468	3692
	Guest/Guest Seat: Upholstered Back: Upholstered Armcaps: Urethane	SCSAHB-09 PP	66	Overall Height: 39" Overall Width: 44 1/2" Overall Depth: 27 1/4"	Seat Height: 19 1/2" Seat Width: 19 1/2" Seat Depth: 20"	2950	3174	3398	3622	3846
	Guest/Guest/Guest Seat: Upholstered Back: Upholstered Armcaps: None	SCSAHB-01 PPP	95	Overall Height: 39" Overall Width: 65 1/4" Overall Depth: 27 1/4"	Seat Height: 19 1/2" Seat Width: 19 1/2" Seat Depth: 20"	3830	4166	4502	4838	5174
	Guest/Guest/Guest Seat: Upholstered Back: Upholstered Armcaps: Urethane	SCSAHB-09 PPP	99	Overall Height: 39" Overall Width: 65 1/2" Overall Depth: 27 1/4"	Seat Height: 19 1/2" Seat Width: 19 1/2" Seat Depth: 20"	4035	4371	4707	5043	5379

COM Yardage
Refer to page 446.

To Order, Specify...

- 1 Model Number
- 2 Frame Color
- 3 Upholstery Selection
- 4 Urethane Armcap Color



	Description	Model#	Product Wt	Dimensions	material / fabric grade >	Chrome, Nickel + Transparent				
						2/COM	3	4	5	6
	Guest/Guest Seat: Upholstered Back: Upholstered Armcaps: None	SCSAHB-01 PP	64	Overall Height: 39" Overall Width: 44" Overall Depth: 27¼"	Seat Height: 19½" Seat Width: 19½" Seat Depth: 20"	3257	3481	3705	3929	4153
	Guest/Guest Seat: Upholstered Back: Upholstered Armcaps: Urethane	SCSAHB-09 PP	66	Overall Height: 39" Overall Width: 44¾" Overall Depth: 27¼"	Seat Height: 19½" Seat Width: 19½" Seat Depth: 20"	3411	3635	3859	4083	4307
	Guest/Guest/Guest Seat: Upholstered Back: Upholstered Armcaps: None	SCSAHB-01 PPP	95	Overall Height: 39" Overall Width: 65¼" Overall Depth: 27¼"	Seat Height: 19½" Seat Width: 19½" Seat Depth: 20"	4446	4782	5118	5454	5790
	Guest/Guest/Guest Seat: Upholstered Back: Upholstered Armcaps: Urethane	SCSAHB-09 PPP	99	Overall Height: 39" Overall Width: 65¾" Overall Depth: 27¼"	Seat Height: 19½" Seat Width: 19½" Seat Depth: 20"	4651	4987	5323	5659	5995

COM Yardage
Refer to page 446.

Finish Options	Price
Powder Coat - Premium.....	\$ 165

Custom Charges	Code	Price
Powder Coat Alternative (per color)	OPA	call





Socius
Tandem 26" Bariatric
Powder Coat



VERSTEEL

Questions?

800 876 2120

	Description	Model#	Product Wt	Dimensions	material / fabric grade >	Standard Powder Coat				
						2/COM	3	4	5	6
	Guest/26" Bariatric Seat: Upholstered Back: Upholstered Armcaps: None	SCSAMB-01 P26	69	Overall Height: 32¾" Overall Width: 50¾" Overall Depth: 27¼"	Seat Height: 19½" Seat Width: 19½"/26¼" Seat Depth: 20"	2676	2900	3124	3348	3572
	Guest/26" Bariatric Seat: Upholstered Back: Upholstered Armcaps: Urethane	SCSAMB-09 P26	71	Overall Height: 32¾" Overall Width: 51½" Overall Depth: 27¼"	Seat Height: 19½" Seat Width: 19½"/26¼" Seat Depth: 20"	2830	3054	3278	3502	3726
	26" Bariatric/Guest Seat: Upholstered Back: Upholstered Armcaps: None	SCSAMB-01 26P	69	Overall Height: 32¾" Overall Width: 50¾" Overall Depth: 27¼"	Seat Height: 19½" Seat Width: 26¼"/19½" Seat Depth: 20"	2676	2900	3124	3348	3572
	26" Bariatric/Guest Seat: Upholstered Back: Upholstered Armcaps: Urethane	SCSAMB-09 26P	71	Overall Height: 32¾" Overall Width: 51½" Overall Depth: 27¼"	Seat Height: 19½" Seat Width: 26¼"/19½" Seat Depth: 20"	2830	3054	3278	3502	3726

COM Yardage
Refer to page 446.

To Order, Specify...

- 1 Model Number
- 2 Frame Color
- 3 Upholstery Selection
- 4 Urethane Armcap Color



	Description	Model#	Product Wt	Dimensions	material / fabric grade >	Chrome, Nickel + Transparent				
						2/COM	3	4	5	6
	Guest/26" Bariatric Seat: Upholstered Back: Upholstered Armcaps: None	SCSAMB-01 P26	69	Overall Height: 32¾" Overall Width: 50¾" Overall Depth: 27¼"	Seat Height: 19" Seat Width: 19½"/26¼" Seat Depth: 20"	3137	3361	3585	3809	4033
	Guest/26" Bariatric Seat: Upholstered Back: Upholstered Armcaps: Urethane	SCSAMB-09 P26	71	Overall Height: 32¾" Overall Width: 51½" Overall Depth: 27¼"	Seat Height: 19" Seat Width: 19½"/26¼" Seat Depth: 20"	3291	3515	3739	3963	4187
	26" Bariatric/Guest Seat: Upholstered Back: Upholstered Armcaps: None	SCSAMB-01 26P	69	Overall Height: 32¾" Overall Width: 50¾" Overall Depth: 27¼"	Seat Height: 19" Seat Width: 26¼"/19½" Seat Depth: 20"	3137	3361	3585	3809	4033
	26" Bariatric/Guest Seat: Upholstered Back: Upholstered Armcaps: Urethane	SCSAMB-09 26P	71	Overall Height: 32¾" Overall Width: 51½" Overall Depth: 27¼"	Seat Height: 19" Seat Width: 26¼"/19½" Seat Depth: 20"	3291	3515	3739	3963	4187

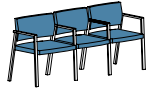
COM Yardage
Refer to page 446.

Finish Options	Price
Powder Coat - Premium.....	\$ 165



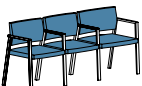



Custom Charges	Code	Price
Powder Coat Alternative (per color)	OPA	call

Socius

Tandem 26" Bariatric
Powder Coat

**VERSTEEL****Questions?**

800 876 2120

	Description	Model#	Product Wt	Dimensions	material / fabric grade >	Standard Powder Coat				
						2/COM	3	4	5	6
	Guest/Guest/26" Bariatric Seat: Upholstered Back: Upholstered Armcaps: None	SCSAMB-01 PP26	100	Overall Height: 32¾" Overall Width: 72" Overall Depth: 27¼"	Seat Height: 19½" Seat Width: 19½"/19½"/26¼" Seat Depth: 20"	3724	4088	4452	4816	5180
	Guest/Guest/26" Bariatric Seat: Upholstered Back: Upholstered Armcaps: Urethane	SCSAMB-09 PP26	103	Overall Height: 32¾" Overall Width: 72¾" Overall Depth: 27¼"	Seat Height: 19½" Seat Width: 19½"/19½"/26¼" Seat Depth: 20"	3929	4293	4657	5021	5385
	26" Bariatric/Guest/Guest Seat: Upholstered Back: Upholstered Armcaps: None	SCSAMB-01 26PP	100	Overall Height: 32¾" Overall Width: 72" Overall Depth: 27¼"	Seat Height: 19½" Seat Width: 26¼"/19½"/19½" Seat Depth: 20"	3724	4088	4452	4816	5180
	26" Bariatric/Guest/Guest Seat: Upholstered Back: Upholstered Armcaps: Urethane	SCSAMB-09 26PP	103	Overall Height: 32¾" Overall Width: 72¾" Overall Depth: 27¼"	Seat Height: 19½" Seat Width: 26¼"/19½"/19½" Seat Depth: 20"	3929	4293	4657	5021	5385
	Guest/26" Bariatric/Guest Seat: Upholstered Back: Upholstered Armcaps: None	SCSAMB-01 P26P	100	Overall Height: 32¾" Overall Width: 72" Overall Depth: 27¼"	Seat Height: 19½" Seat Width: 19½"/26¼"/19½" Seat Depth: 20"	3724	4088	4452	4816	5180
	Guest/26" Bariatric/Guest Seat: Upholstered Back: Upholstered Armcaps: Urethane	SCSAMB-09 P26P	103	Overall Height: 32¾" Overall Width: 72¾" Overall Depth: 27¼"	Seat Height: 19½" Seat Width: 19½"/26¼"/19½" Seat Depth: 20"	3929	4293	4657	5021	5385

COM Yardage

Refer to page 446.

To Order, Specify...

- 1 Model Number
- 2 Frame Color
- 3 Upholstery Selection
- 4 Urethane Armcap Color



	Description	Model#	Product Wt	Dimensions	material / fabric grade >	Chrome, Nickel + Transparent				
						2/COM	3	4	5	6
	Guest/Guest/26" Bariatric Seat: Upholstered Back: Upholstered Armcaps: None	SCSAMB-01 PP26	100	Overall Height: 32¾" Overall Width: 72" Overall Depth: 27¼"	Seat Height: 19½" Seat Width: 19½"/19½"/26¼" Seat Depth: 20"	4340	4704	5068	5432	5796
	Guest/Guest/26" Bariatric Seat: Upholstered Back: Upholstered Armcaps: Urethane	SCSAMB-09 PP26	103	Overall Height: 32¾" Overall Width: 72¾" Overall Depth: 27¼"	Seat Height: 19½" Seat Width: 19½"/19½"/26¼" Seat Depth: 20"	4545	4909	5273	5637	6001
	26" Bariatric/Guest/Guest Seat: Upholstered Back: Upholstered Armcaps: None	SCSAMB-01 26PP	100	Overall Height: 32¾" Overall Width: 72" Overall Depth: 27¼"	Seat Height: 19½" Seat Width: 26¼"/19½"/19½" Seat Depth: 20"	4340	4704	5068	5432	5796
	26" Bariatric/Guest/Guest Seat: Upholstered Back: Upholstered Armcaps: Urethane	SCSAMB-09 26PP	103	Overall Height: 32¾" Overall Width: 72¾" Overall Depth: 27¼"	Seat Height: 19½" Seat Width: 26¼"/19½"/19½" Seat Depth: 20"	4545	4909	5273	5637	6001
	Guest/26" Bariatric/Guest Seat: Upholstered Back: Upholstered Armcaps: None	SCSAMB-01 P26P	100	Overall Height: 32¾" Overall Width: 72" Overall Depth: 27¼"	Seat Height: 19½" Seat Width: 19½"/26¼"/19½" Seat Depth: 20"	4340	4704	5068	5432	5796
	Guest/26" Bariatric/Guest Seat: Upholstered Back: Upholstered Armcaps: Urethane	SCSAMB-09 P26P	103	Overall Height: 32¾" Overall Width: 72¾" Overall Depth: 27¼"	Seat Height: 19½" Seat Width: 19½"/26¼"/19½" Seat Depth: 20"	4545	4909	5273	5637	6001

COM Yardage
Refer to page 446.

Finish Options	Price
Powder Coat - Premium.....	\$ 165

Custom Charges	Code	Price
Powder Coat Alternative (per color)	OPA	call





Socius
Tandem 30" Bariatric
Powder Coat



VERSTEEL

Questions?

800 876 2120

	Description	Model#	Product Wt	Dimensions	material / fabric grade >	Standard Powder Coat				
						2/COM	3	4	5	6
	Guest/30" Bariatric Seat: Upholstered Back: Upholstered Armcaps: None	SCSAMB-01 P30	72	Overall Height: 32¾" Overall Width: 54¾" Overall Depth: 27¼"	Seat Height: 19" Seat Width: 19½"/30¼" Seat Depth: 20"	2761	3013	3265	3517	3769
	Guest/30" Bariatric Seat: Upholstered Back: Upholstered Armcaps: Urethane	SCSAMB-09 P30	74	Overall Height: 32¾" Overall Width: 55½" Overall Depth: 27¼"	Seat Height: 19" Seat Width: 19½"/30¼" Seat Depth: 20"	2915	3167	3419	3671	3923
	30" Bariatric/Guest Seat: Upholstered Back: Upholstered Armcaps: None	SCSAMB-01 30P	72	Overall Height: 32¾" Overall Width: 54¾" Overall Depth: 27¼"	Seat Height: 19" Seat Width: 30¼"/19½" Seat Depth: 20"	2761	3013	3265	3517	3769
	30" Bariatric/Guest Seat: Upholstered Back: Upholstered Armcaps: Urethane	SCSAMB-09 30P	74	Overall Height: 32¾" Overall Width: 55½" Overall Depth: 27¼"	Seat Height: 19" Seat Width: 30¼"/19½" Seat Depth: 20"	2915	3167	3419	3671	3923

COM Yardage
Refer to page 446.

To Order, Specify...

- 1 Model Number
- 2 Frame Color
- 3 Upholstery Selection
- 4 Urethane Armcap Color



	Description	Model#	Product Wt	Dimensions	material / fabric grade >	Chrome, Nickel + Transparent				
						2/COM	3	4	5	6
	Guest/30" Bariatric Seat: Upholstered Back: Upholstered Armcaps: None	SCSAMB-01 P30	72	Overall Height: 32¾" Overall Width: 54¾" Overall Depth: 27¼"	Seat Height: 19½" Seat Width: 19½"/30¼" Seat Depth: 20"	3222	3474	3726	3978	4230
	Guest/30" Bariatric Seat: Upholstered Back: Upholstered Armcaps: Urethane	SCSAMB-09 P30	74	Overall Height: 32¾" Overall Width: 55½" Overall Depth: 27¼"	Seat Height: 19½" Seat Width: 19½"/30¼" Seat Depth: 20"	3376	3628	3880	4132	4384
	30" Bariatric/Guest Seat: Upholstered Back: Upholstered Armcaps: None	SCSAMB-01 30P	72	Overall Height: 32¾" Overall Width: 54¾" Overall Depth: 27¼"	Seat Height: 19½" Seat Width: 30¼"/19½" Seat Depth: 20"	3222	3474	3726	3978	4230
	30" Bariatric/Guest Seat: Upholstered Back: Upholstered Armcaps: Urethane	SCSAMB-09 30P	74	Overall Height: 32¾" Overall Width: 55½" Overall Depth: 27¼"	Seat Height: 19½" Seat Width: 30¼"/19½" Seat Depth: 20"	3376	3628	3880	4132	4384

COM Yardage
Refer to page 446.

Finish Options	Price
Powder Coat - Premium.....	\$ 165



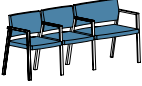
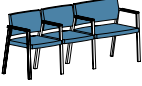
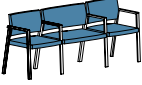

Custom Charges	Code	Price
Powder Coat Alternative (per color)	OPA	call

Socius

Tandem 30" Bariatric
Powder Coat

**VERSTEEL****Questions?**

800 876 2120

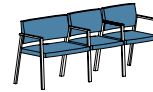
	Description	Model#	Product Wt	Dimensions	material / fabric grade >	Standard Powder Coat				
						2/COM	3	4	5	6
	Guest/Guest/30" Bariatric Seat: Upholstered Back: Upholstered Armcaps: None	SCSAMB-01 PP30	103	Overall Height: 32¾" Overall Width: 76" Overall Depth: 27¼"	Seat Height: 19½" Seat Width: 19½"/19½"/30¼" Seat Depth: 20"	3840	4232	4624	5016	5408
	Guest/Guest/30" Bariatric Seat: Upholstered Back: Upholstered Armcaps: Urethane	SCSAMB-09 PP30	106	Overall Height: 32¾" Overall Width: 76¾" Overall Depth: 27¼"	Seat Height: 19½" Seat Width: 19½"/19½"/30¼" Seat Depth: 20"	4045	4437	4829	5221	5613
	30" Bariatric/Guest/Guest Seat: Upholstered Back: Upholstered Armcaps: None	SCSAMB-01 30PP	103	Overall Height: 32¾" Overall Width: 76" Overall Depth: 27¼"	Seat Height: 19½" Seat Width: 30¼"/19½"/19½" Seat Depth: 20"	3840	4232	4624	5016	5408
	30" Bariatric/Guest/Guest Seat: Upholstered Back: Upholstered Armcaps: Urethane	SCSAMB-09 30PP	106	Overall Height: 32¾" Overall Width: 76¾" Overall Depth: 27¼"	Seat Height: 19½" Seat Width: 30¼"/19½"/19½" Seat Depth: 20"	4045	4437	4829	5221	5613
	Guest/30" Bariatric/Guest Seat: Upholstered Back: Upholstered Armcaps: None	SCSAMB-01 P30P	103	Overall Height: 32¾" Overall Width: 76" Overall Depth: 27¼"	Seat Height: 19½" Seat Width: 19½"/19½"/30¼" Seat Depth: 20"	3840	4232	4624	5016	5408
	Guest/30" Bariatric/Guest Seat: Upholstered Back: Upholstered Armcaps: Urethane	SCSAMB-09 P30P	106	Overall Height: 32¾" Overall Width: 76¾" Overall Depth: 27¼"	Seat Height: 19½" Seat Width: 19½"/19½"/30¼" Seat Depth: 20"	4045	4437	4829	5221	5613

COM Yardage

Refer to page 446.

To Order, Specify...

- 1 Model Number
- 2 Frame Color
- 3 Upholstery Selection
- 4 Urethane Armcap Color



	Description	Model#	Product Wt	Dimensions	material / fabric grade >	Chrome, Nickel + Transparent				
						2/COM	3	4	5	6
	Guest/Guest/30" Bariatric Seat: Upholstered Back: Upholstered Armcaps: None	SCSAMB-01 PP30	103	Overall Height: 32¾" Overall Width: 76" Overall Depth: 27¼"	Seat Height: 19½" Seat Width: 19½"/19½"/30¼" Seat Depth: 20"	4456	4848	5240	5632	6024
	Guest/Guest/30" Bariatric Seat: Upholstered Back: Upholstered Armcaps: Urethane	SCSAMB-09 PP30	106	Overall Height: 32¾" Overall Width: 76¾" Overall Depth: 27¼"	Seat Height: 19½" Seat Width: 19½"/19½"/30¼" Seat Depth: 20"	4661	5053	5445	5837	6229
	30" Bariatric/Guest/Guest Seat: Upholstered Back: Upholstered Armcaps: None	SCSAMB-01 30PP	103	Overall Height: 32¾" Overall Width: 76" Overall Depth: 27¼"	Seat Height: 19½" Seat Width: 30¼"/19½"/19½" Seat Depth: 20"	4456	4848	5240	5632	6024
	30" Bariatric/Guest/Guest Seat: Upholstered Back: Upholstered Armcaps: Urethane	SCSAMB-09 30PP	106	Overall Height: 32¾" Overall Width: 76¾" Overall Depth: 27¼"	Seat Height: 19½" Seat Width: 30¼"/19½"/19½" Seat Depth: 20"	4661	5053	5445	5837	6229
	Guest/30" Bariatric/Guest Seat: Upholstered Back: Upholstered Armcaps: None	SCSAMB-01 P30P	103	Overall Height: 32¾" Overall Width: 76" Overall Depth: 27¼"	Seat Height: 19½" Seat Width: 19½"/19½"/30¼" Seat Depth: 20"	4456	4848	5240	5632	6024
	Guest/30" Bariatric/Guest Seat: Upholstered Back: Upholstered Armcaps: Urethane	SCSAMB-09 P30P	106	Overall Height: 32¾" Overall Width: 76¾" Overall Depth: 27¼"	Seat Height: 19½" Seat Width: 19½"/19½"/30¼" Seat Depth: 20"	4661	5053	5445	5837	6229





COM Yardage
Refer to page 446.

Finish Options	Price
Powder Coat - Premium.....	\$ 165

Custom Charges	Code	Price
Powder Coat Alternative (per color)	OPA	call

SociusTandem 42" Bariatric
Powder Coat**VERSTEEL****Questions?**

800 876 2120

	Description	Model#	Product Wt	Dimensions	material / fabric grade >	Standard Powder Coat				
						2/COM	3	4	5	6
	Guest/42" Bariatric Seat: Upholstered Back: Upholstered Armcaps: None	SCSAMB-01 P42	78	Overall Height: 32¾" Overall Width: 66¾" Overall Depth: 27¼"	Seat Height: 19½" Seat Width: 19½"/42¼" Seat Depth: 20"	2926	3346	3766	4186	4606
	Guest/42" Bariatric Seat: Upholstered Back: Upholstered Armcaps: Urethane	SCSAMB-09 P42	81	Overall Height: 32¾" Overall Width: 67½" Overall Depth: 27¼"	Seat Height: 19½" Seat Width: 19½"/42¼" Seat Depth: 20"	3080	3500	3920	4340	4760
	42" Bariatric/Guest Seat: Upholstered Back: Upholstered Armcaps: None	SCSAMB-01 42P	78	Overall Height: 32¾" Overall Width: 66¾" Overall Depth: 27¼"	Seat Height: 19½" Seat Width: 42¼"/19½" Seat Depth: 20"	2926	3346	3766	4186	4606
	42" Bariatric/Guest Seat: Upholstered Back: Upholstered Armcaps: Urethane	SCSAMB-09 42P	81	Overall Height: 32¾" Overall Width: 67½" Overall Depth: 27¼"	Seat Height: 19½" Seat Width: 42¼"/19½" Seat Depth: 20"	3080	3500	3920	4340	4760

COM Yardage

Refer to page 446.

To Order, Specify...

- ① Model Number
- ② Frame Color
- ③ Upholstery Selection
- ④ Urethane Armcap Color



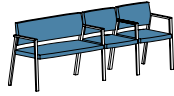
	Description	Model#	Product Wt	Dimensions	material / fabric grade >	Chrome, Nickel + Transparent				
						2/COM	3	4	5	6
	Guest/42" Bariatric Seat: Upholstered Back: Upholstered Armcaps: None	SCSAMB-01 P42	78	Overall Height: 32¾" Overall Width: 66¾" Overall Depth: 27¼"	Seat Height: 19½" Seat Width: 19½"/42¼" Seat Depth: 20"	3387	3807	4227	4647	5067
	Guest/42" Bariatric Seat: Upholstered Back: Upholstered Armcaps: Urethane	SCSAMB-09 P42	81	Overall Height: 32¾" Overall Width: 67½" Overall Depth: 27¼"	Seat Height: 19½" Seat Width: 19½"/42¼" Seat Depth: 20"	3541	3961	4381	4801	5221
	42" Bariatric/Guest Seat: Upholstered Back: Upholstered Armcaps: None	SCSAMB-01 42P	78	Overall Height: 32¾" Overall Width: 66¾" Overall Depth: 27¼"	Seat Height: 19½" Seat Width: 42¼"/19½" Seat Depth: 20"	3387	3807	4227	4647	5067
	42" Bariatric/Guest Seat: Upholstered Back: Upholstered Armcaps: Urethane	SCSAMB-09 42P	81	Overall Height: 32¾" Overall Width: 67½" Overall Depth: 27¼"	Seat Height: 19½" Seat Width: 42¼"/19½" Seat Depth: 20"	3541	3961	4381	4801	5221

COM Yardage
Refer to page 446.

Finish Options	Price
Powder Coat - Premium.....	\$ 165

Custom Charges	Code	Price
Powder Coat Alternative (per color)	OPA	call

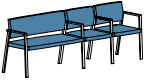
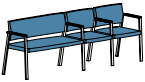
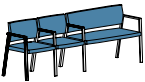
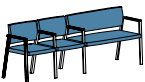
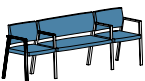
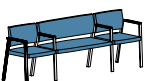
Socius
Tandem 42" Bariatric
Powder Coat



VERSTEEL

Questions?

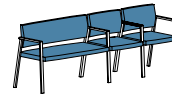
800 876 2120

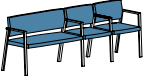
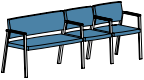
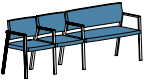
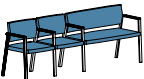
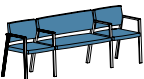

	Description	Model#	Product Wt	Dimensions	material / fabric grade >	Standard Powder Coat				
						2/COM	3	4	5	6
	Guest/Guest/42" Bariatric Seat: Upholstered Back: Upholstered Armcaps: None	SCSAMB-01 PP42	110	Overall Height: 32¾" Overall Width: 88" Overall Depth: 27¼"	Seat Height: 19½" Seat Width: 19½"/19½"/42¼" Seat Depth: 20"	3935	4439	4943	5447	5951
	Guest/Guest/42" Bariatric Seat: Upholstered Back: Upholstered Armcaps: Urethane	SCSAMB-09 PP42	113	Overall Height: 32¾" Overall Width: 88¾" Overall Depth: 27¼"	Seat Height: 19½" Seat Width: 19½"/19½"/42¼" Seat Depth: 20"	4141	4645	5149	5653	6157
	42" Bariatric/Guest/Guest Seat: Upholstered Back: Upholstered Armcaps: None	SCSAMB-01 42PP	110	Overall Height: 32¾" Overall Width: 88" Overall Depth: 27¼"	Seat Height: 19½" Seat Width: 42¼"/19½"/19½" Seat Depth: 20"	3935	4439	4943	5447	5951
	42" Bariatric/Guest/Guest Seat: Upholstered Back: Upholstered Armcaps: Urethane	SCSAMB-09 42PP	113	Overall Height: 32¾" Overall Width: 88¾" Overall Depth: 27¼"	Seat Height: 19½" Seat Width: 42¼"/19½"/19½" Seat Depth: 20"	4141	4645	5149	5653	6157
	Guest/42" Bariatric/Guest Seat: Upholstered Back: Upholstered Armcaps: None	SCSAMB-01 P42P	110	Overall Height: 32¾" Overall Width: 88" Overall Depth: 27¼"	Seat Height: 19½" Seat Width: 19½"/42¼"/19½" Seat Depth: 20"	3935	4439	4943	5447	5951
	Guest/42" Bariatric/Guest Seat: Upholstered Back: Upholstered Armcaps: Urethane	SCSAMB-09 P42P	113	Overall Height: 32¾" Overall Width: 88¾" Overall Depth: 27¼"	Seat Height: 19½" Seat Width: 19½"/42¼"/19½" Seat Depth: 20"	4141	4645	5149	5653	6157

COM Yardage
Refer to page 446.

To Order, Specify...

- ① Model Number
- ② Frame Color
- ③ Upholstery Selection
- ④ Urethane Armcap Color



	Description	Model#	Product Wt	Dimensions	material / fabric grade >	Chrome, Nickel + Transparent				
						2/COM	3	4	5	6
	Guest/Guest/42" Bariatric Seat: Upholstered Back: Upholstered Armcaps: None	SCSAMB-01 PP42	110	Overall Height: 32¾" Overall Width: 88" Overall Depth: 27¼"	Seat Height: 19½" Seat Width: 19½"/19½"/42¼" Seat Depth: 20"	4551	5055	5559	6063	6567
	Guest/Guest/42" Bariatric Seat: Upholstered Back: Upholstered Armcaps: Urethane	SCSAMB-09 PP42	113	Overall Height: 32¾" Overall Width: 88¾" Overall Depth: 27¼"	Seat Height: 19½" Seat Width: 19½"/19½"/42¼" Seat Depth: 20"	4757	5261	5765	6269	6773
	42" Bariatric/Guest/Guest Seat: Upholstered Back: Upholstered Armcaps: None	SCSAMB-01 42PP	110	Overall Height: 32¾" Overall Width: 88" Overall Depth: 27¼"	Seat Height: 19½" Seat Width: 42¼"/19½"/19½" Seat Depth: 20"	4551	5055	5559	6063	6567
	42" Bariatric/Guest/Guest Seat: Upholstered Back: Upholstered Armcaps: Urethane	SCSAMB-09 42PP	113	Overall Height: 32¾" Overall Width: 88¾" Overall Depth: 27¼"	Seat Height: 19½" Seat Width: 42¼"/19½"/19½" Seat Depth: 20"	4757	5261	5765	6269	6773
	Guest/42" Bariatric/Guest Seat: Upholstered Back: Upholstered Armcaps: None	SCSAMB-01 P42P	110	Overall Height: 32¾" Overall Width: 88" Overall Depth: 27¼"	Seat Height: 19½" Seat Width: 19½"/42¼"/19½" Seat Depth: 20"	4551	5055	5559	6063	6567
	Guest/42" Bariatric/Guest Seat: Upholstered Back: Upholstered Armcaps: Urethane	SCSAMB-09 P42P	113	Overall Height: 32¾" Overall Width: 88¾" Overall Depth: 27¼"	Seat Height: 19½" Seat Width: 19½"/42¼"/19½" Seat Depth: 20"	4757	5261	5765	6269	6773

COM Yardage
Refer to page 446.

Finish Options	Price
Powder Coat - Premium.....	\$ 165

Custom Charges	Code	Price
Powder Coat Alternative (per color)	OPA	call


Maker Utility Stool Construction + Finish

Seats are 1" thick Birch plywood with a Clear Gloss or Clear Matte finish. Alternate Wood Finishes are available with an upcharge. ABS knock in glides. Stools are available in 18", 24" and 29" fixed and adjustable heights. The Adjustable height stools have a maximum height adjustment of 1 1/2".

Maker Utility + Maker A Bench Construction

The Maker Project Utility and Maker A Maple butcher block benches are 1 3/4" thick, constructed with kiln-dried, uniform-width staves face-glued in a continuous length pattern. The seat height for the bench is 18". Upholstered seat cushions may be ordered for the Maker Utility bench. If desired the Maker A bench may be specified with a fully upholstered seat.

Maker Chair + Stool Construction

The Maker Project Maple butcher block chair and stool seat and back are 1" thick, constructed with kiln-dried, uniform-width staves face-glued in a continuous length pattern. The 3/4" square tube frame has ABS knock in glides. The seat height for the chair is 18" with two stool seat heights of 24" and 29".

Finish + Sheen

The Maple butcher block bench, chair and stools are standard with a Clear Gloss or Clear Matte finish. Alternate wood finishes are available. An upcharge will apply when an alternate wood finish is specified.

Quickship Program

Available for select products in The Maker Project series, see pricing pages.

The Versteel Quickship Program consists of up to 50 tables, 25 tables with modesty panels or 100 chairs in 10 working days from time of order (received by 12pm EST). Orders must be accompanied by final material and finish specifications for order entry. They must be clearly marked "Quickship" and consist of products from the program. Quickship orders cannot be changed or cancelled, and credit approval must be acquired within 24 hours.

For additional information see Versteel.com. base style, contact Versteel Customer Service at 800.876.2120.

Additional information regarding warranty, terms and conditions, shipping, care and maintenance, etc. can be found on pages 2-6 of the All Seating price list.

Shipping Schedule**Standard Items**

Tables + Benches	5 WEEKS
Stools	3 WEEKS
Seating	3-4 WEEKS
Quickship Products	10 WORKING DAYS

Contact Versteel Customer Service for special lead time requests.

NOTE ORDERS WITH COM UPHOLSTERY WILL BE SCHEDULED UPON RECEIPT OF COM UPHOLSTERY YARDAGE

BIFMA

All Versteel products are constructed to pass the relevant ANSI/BIFMA standards. For more detailed specifications by series and base style, contact Versteel Customer Service at 800.876.2120.

Additional information regarding warranty, terms and conditions, shipping, care and maintenance, etc. can be found on pages 2-6 of the All Seating price list.

Standard Versteel Upholstery

Standard Versteel Upholstery offers a range of materials, from fabrics in a variety of colors and textures to vinyls for soil resistance. Please refer to Versteel's fabric cards or the "Materials + Finishes" section of our website for information.

Grade-in Upholstery

Versteel has coordinated with upholstery manufacturers to simplify your order process. Many of the manufacturers' offerings have been pre-approved for application on Versteel Seating.

Contact Versteel Customer Service with your selected fabric choice to be graded in. You will be supplied with the appropriate grade-in designator. On your purchase order, complete the information with the pattern name, color description and grade-in designator, and Versteel will take it from there.

Customer's Own Material

Customer's Own Materials (COM's) are not an issue on The Maker Project. Many COM's are pre-approved for application on Versteel Seating. Call Versteel Customer Service with your COM selection to determine if it has been pre-approved. If your selection has not been pre-approved, reference the "Receiving COM Approval" section below.

Receiving COM Approval

Not all materials are suitable for upholstery on The Maker Project. A 12" x 12" memo sample must be supplied for approval before a COM material is accepted for an order. If the material is directional in pattern or weave, the pattern repeat (in inches) in both directions or the weave direction must be supplied.

Excess COM

Versteel will not store excess COM for more than 30 days after the order has been completed. If excess material is to be returned after order completion, send the request to Versteel Customer Service prior to acknowledged ship date. It is the customer's responsibility to arrange for the return of the material "freight collect."

COM Requiring Application Test

If an application test is required for your selected COM, send test sample material along with the following.

1. Name and return address
2. Model selected
3. Sketch showing special requirements for the positioning of the materials' pattern on the seat and ledge, if special considerations are required.

NOTE ALL UPHOLSTERIES ARE CUT UP THE ROLL TO MAXIMIZE YIELD AND WEAR PERFORMANCE

Ship COM to:

Versteel
 2332 Cathy Lane
 Jasper, IN 47546

COM must be shipped to the factory with transportation costs "prepaid." If material is considered defective or unusable, it will be returned "transportation collect."

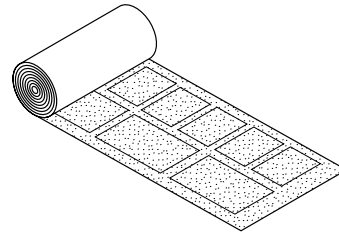
For standard lead time orders, tag fabric with purchase order number and identify with project number if possible.

Application of Directional Fabrics

Due to the upholstering process, some fabrics not considered directional by the supplier may be considered directional by Versteel.

All COM's are cut "up the roll" unless otherwise directed by the customer (see illustration below).

EXAMPLE PATTERN CUT UP THE ROLL



If special cutting or upholstery application is required, you must indicate requirement at time of order entry.

Companion COM Yardage Requirements

COM yardage requirements are calculated for chairs and stools based on a material width of 54" and a repeat of 2" or less. For material less than 54" wide, contact Versteel for yardage requirements. Use the chart below as a guide to calculate your COM yardage. For quantities greater than 20 chairs or stools, contact Versteel Customer Service for calculation of COM yardage by model.

Quantity of Units	1	2	3	4	5	6	7	8	9	10	11	12	13	14	15	16	17	18	19	20
Bench Cushion																				
Upholstered	1.5	2.0	2.5	3.5	4.0	4.5	5.0	5.5	6.5	7.0	7.5	8.0	9.0	9.5	10.0	10.5	11.0	12.0	12.5	13.0
Maker A Bench																				
Upholstered Seat - 1 Seat	1.0	1.5	2.0	2.5	3.0	3.5	4.0	4.5	5.0	5.5	6.0	6.5	7.0	7.5	8.0	8.5	8.5	9.5	9.5	10.0
Upholstered Seat - 2 Seats	1.5	2.5	3.5	4.0	5.0	5.5	6.5	7.0	9.0	10.0	10.5	11.5	12.5	13.0	14.0	14.5	15.0	15.5	16.5	18.0
Upholstered Seat - 3 Seats	2.0	3.5	4.5	6.0	7.5	8.5	10.0	11.5	12.5	14.5	16.0	17.0	19.0	20.5	21.5	23.0	24.5	25.5	27.5	29.0

Patterned COM Additional Yardage Guide

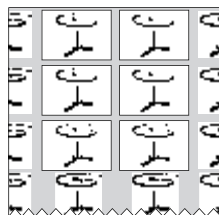
Use the guide below to aid in ordering the appropriate COM fabric when needing to match a pattern with a repeat. To use this guide, add the vertical and horizontal repeats together (e.g. a 5" vertical repeat plus an 11" horizontal repeat gives a 16" total). Then find the appropriate entry on the chart, and increase the yardage estimate by the percentage indicated.

For example: The yardage estimate is 8 yards of 54" wide fabric and the pattern has a repeat of 11" horizontal and 5" vertical. Add up the repeats (11" + 5" = 16") and find the appropriate entry - 15% in this example. Fifteen percent more fabric is required to match the pattern. 8 yards plus an extra 15% is 9.2 yards.

Fabric Width	Plain Fabric	3" - 14" Repeat	15" - 19" Repeat	20" - 27" Repeat	28" - 36" Repeat	37" - 45" Repeat	46" - 54" Repeat
54"	0%	10%	15%	20%	25%	30%	35%
50" - 52"	10%	20%	25%	30%	35%	40%	45%

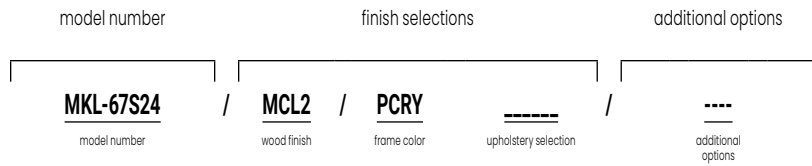
Decorative Patterns

Yardage requirements are greatly affected by the size of the repeat and the print or pattern of the material. Versteel cuts all seating patterns with aesthetic concerns in mind for high quality and consistency. Refer to the COM listing for the yardage required for pattern repeat.



To Order, Specify...

- 1 Model Number
- 2 Wood Finish
- 3 Frame Color
- 4 Upholstery Selection



A **MKL-67S24** is a The Maker Project series utility stool with a static seat, 24" seat height.

The codes **MCL2 / PCRY** specify a Clear Matte wood finish with a Crystal frame color.

Model Number **MKL-67S24**



Orders may be sent via

Mailing Address
 Versteel
 2332 Cathy Lane
 Jasper IN 47546

Contact Versteel

Email contact@versteel.com
Phone 800 876 2120
 812 634 2120

Finish + Sheen

Stools, Chairs and Benches can be specified in either a Clear Matte (MCL2) or Clear Gloss (MCL3) finish.

Alternate wood finishes are available. An upcharge will apply when an alternate wood finish is specified, please reference individual pricing pages.

Alternate Wood Finishes*

Beach	WBEA
Blossom Cherry	WBLC
Brighton WalnutWBRW
Caramel Maple	WCMM
Chestnut	WCHE
Cordovan CherryWCNC
DriftWDRI
Espresso Walnut	WESW
Fawn	WFAW
Fog	WFOG
Forest	WFOR
Golden CherryWGNC
Java Cherry	WJAC
Millwork Cherry	WMWC
Pebble	WPEB
Seaside	WSEA
Solar Maple	WSLM
Sugar Maple	WSUM
Terra Cotta	WTEC
Whisper	WWHI
Stain Finish Match	OSM

*Finishes will vary from standard Versteel product when applied to Butcher Block or Birch.

Metal Processing

Studio Steel® is Versteel’s “urban fabrication” process which leaves the telltale signs of welding and assembly on the surface, highlighting a manufacturing aesthetic. Choosing a clear or transparent powder coat is recommended, allowing tonal striations (created as a result of extreme heat), natural textures, and the inherent qualities of raw steel to show through.

Powder Coat Finishes

All powder coat finishes in the Versteel offering have been formulated with the use of epoxy, polyester or epoxy and polyester blends to maximize the finish durability.
 Powder Coat – Standard n/c
 Powder Coat – Premium \$165 per chair

The Maker Project Powder Coat Colors

AlloyPALY	Mint	PMNT
AmethystPAME	Navy	PNAV
AnthracitePANT	NimbusPNIM
Black AnodizedPBLA	Nutmeg	PNUT
BronzePBRO	PacificPPAC
CalypsoPCAL	PearlPPEA
CarbonPCAR	PebblePPEB
ChampagnePCHA	PlatinumPPLA
CoconutPCOC	PoppyPPOP
◆ CopperPCOP	◆ RavenPRAV
CrimsonPCRI	RoyalPROY
◆ CrystalPCRY	SeasidePSEA
DaffodilPDAF	ShipyardPSHI
EbonyPEBO	SilverPSIL
ForestPFOR	SnowPSNO
FossilPFOS	StonePSTO
◆ GarnetPGAR	StormPSTM
◆ GoldPGOL	Terra CottaPTEC
GraphitePGRA	WhisperPWHI
● HopePHOP	White LinenPWHL
Kelly GreenPKEG	Powder Coat AlternativeOPA
◆ MattePMAT		
MicaPMIC		

Transparent Powder Coats (indicated by ◆)

Please note that the transparent characteristics of these powders allow all natural welds and textures inherent to raw steel to be visible.

Premium Powder Coats (indicated by ●)

Versteel’s premium process uses specially formulated powder coats for a truly unique color palette.

Finish Reference & Samples

For finish color reference, please refer to our website. Contact Versteel Customer Service to receive actual color samples for color matches and final color approval.

Powder Coat Alternative**Call for quotation**

Specify code **OPA** (*Powder Coat Alternative*), add cost from Versteel quotation

Powder Coat Alternative is available from Versteel. The entire RAL color reference along with hundreds of other color and finishes are available.

For Powder Coat Alternative matching, you must supply a color reference sample, or an RAL number. Versteel will review the sample for possible existing colors available and send a sample for customer approval. If no color match exists a custom match can be developed. Call Versteel Customer Service for associated upcharges on custom color development.

NOTE CUSTOM COLOR MATCHING APPROVALS MAY AFFECT STANDARD PRODUCTION SCHEDULES

Stain Finish Match**\$996 / one time charge per finish, per order**

Specify code **OSM** (*Stain Finish Match*), add \$996.00 list per finish, per order

Alternative Stain Finishes are available. For Stain Finish Matching you must supply two 4" x 4" finish color and grain reference samples. An expertly finish matched sample will be provided for customer approval.

NOTE CUSTOM COLOR MATCHING APPROVALS MAY AFFECT STANDARD PRODUCTION SCHEDULES

The Maker Project

Utility Stool
Static + Adjustable/Swivel Seat



VERSTEEL

Questions?

800 876 2120

Quickship Program Product




material >

Wood

	Description	Model#	Product Wt	Dimensions		
	Static Stool 18" Seat Height Seat: Wood	MKL-67S18	21	Overall Height: 18" Overall Width: 17½" Overall Depth: 17½"	Seat Height: 18" Seat Width: 14" Seat Depth: 14"	515
	Static Stool 24" Seat Height Seat: Wood	MKL-67S24	25	Overall Height: 24" Overall Width: 20" Overall Depth: 20"	Seat Height: 24" Seat Width: 14" Seat Depth: 14"	533
	Static Stool 29" Seat Height Seat: Wood	MKL-67S29	26	Overall Height: 29" Overall Width: 22¼" Overall Depth: 22¼"	Seat Height: 29" Seat Width: 14" Seat Depth: 14"	537
	Adjustable/Swivel Stool 18" Seat Height Seat: Wood	MKL-67AS18	25	Overall Height: 19½" Overall Width: 17½" Overall Depth: 17½"	Seat Height: 18"-19½" Seat Width: 14" Seat Depth: 14"	702
	Adjustable/Swivel Stool 24" Seat Height Seat: Wood	MKL-67AS24	29	Overall Height: 25½" Overall Width: 20¼" Overall Depth: 20¼"	Seat Height: 24"-25½" Seat Width: 14" Seat Depth: 14"	719
	Adjustable/Swivel Stool 29" Seat Height Seat: Wood	MKL-67AS29	30	Overall Height: 30½" Overall Width: 22¼" Overall Depth: 22¼"	Seat Height: 29"-30½" Seat Width: 14" Seat Depth: 14"	725

To Order, Specify...

- 1 Model Number
- 2 Wood Finish
- 3 Frame Color

						material >	Butcher Block
	Description	Model#	Product Wt	Dimensions			
	Chair Seat: Wood Back: Wood	MKS-07	21	Overall Height: 31¼" Overall Width: 17½" Overall Depth: 20"	Seat Height: 18" Seat Width: 17½" Seat Depth: 16"		858
	Stool 24" Seat Height Seat: Wood Back: Wood	MKS-07S24	23	Overall Height: 35¾" Overall Width: 17½" Overall Depth: 20"	Seat Height: 24" Seat Width: 17½" Seat Depth: 16"		902
	Stool 24" Seat Height Seat: Wood Back: Wood	MKS-07S29	25	Overall Height: 40¾" Overall Width: 17½" Overall Depth: 20¾"	Seat Height: 29" Seat Width: 17½" Seat Depth: 16"		918

Finish Options	Price
Powder Coat - Standard	n/c
Powder Coat - Premium	\$ 165

Finish Options (Utility Stool)	Price
Clear Matte/Clear Gloss Wood Finish - Standard	n/c
Alternate Wood Finish	\$ 77

Custom Charges	Code	Price
Powder Coat Alternative (per color)	OPA	call
Stain Finish Match (per finish)	OSM	\$ 957


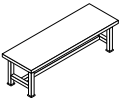
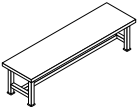

Finish Options (Chair + Stool)	
Clear Matte/Clear Gloss Wood Finish - Standard	n/c
Alternate Wood Finish	\$ 175



Questions?

800 876 2120

material / fabric grade >

	Description	Model#	Product Wt	Dimensions	Butcher Block	2/COM	3	4	5	6
	Bench 48" Long Seat: Wood	MKL2048-67	106	Overall Height: 18" Overall Width: 48" Overall Depth: 20" Seat Height: 18" Seat Width: 48" Seat Depth: 20"	2829					
	Bench 60" Long Seat: Wood	MKL2060-67	113	Overall Height: 18" Overall Width: 60" Overall Depth: 20" Seat Height: 18" Seat Width: 60" Seat Depth: 20"	3191					
	Bench 72" Long Seat: Wood	MKL2072-67	130	Overall Height: 18" Overall Width: 72" Overall Depth: 20" Seat Height: 18" Seat Width: 72" Seat Depth: 20"	3553					
	Maker Bench Cushion (only) Upholstered	AMKC1820	5	Overall Width: 20" Overall Depth 18"		167	221	275	329	384

COM Yardage
Refer to page 479.

Bench To Order, Specify...

- 1 Model Number
- 2 Wood Finish or Upholstery Selection
- 3 Frame Color

Cushion To Order, Specify...

- 1 Model Number
- 2 Upholstery Selection



						material / fabric grade >					
						Butcher Block	2/COM	3	4	5	6
	Description	Model#	Product Wt	Dimensions							
	Bench 18" Long Seat: Wood	MKA1618-67	52	Overall Height: 16½" Overall Width: 18¼" Overall Depth: 20½"	Seat Height: 16%" Seat Width: 18¼" Seat Depth: 16¼"	2233					
	Bench 18" Long Seat: Upholstered	MKA1618-61	44	Overall Height: 18½" Overall Width: 18%" Overall Depth: 20½"	Seat Height: 18%" Seat Width: 18%" Seat Depth: 16%"		2259	2352	2446	2540	2636
	Bench 40" Long Seat: Wood	MKA1640-67	81	Overall Height: 16½" Overall Width: 40¼" Overall Depth: 20½"	Seat Height: 16%" Seat Width: 40¼" Seat Depth: 16¼"	2800					
	Bench 40" Long Seat: Upholstered	MKA1640-61	64	Overall Height: 18½" Overall Width: 40%" Overall Depth: 20½"	Seat Height: 18%" Seat Width: 50%" Seat Depth: 16%"		2557	2745	2932	3119	3310
	Bench 63" Long Seat: Wood	MKA1663-67	112	Overall Height: 16½" Overall Width: 63¼" Overall Depth: 20½"	Seat Height: 16%" Seat Width: 63¼" Seat Depth: 16¼"	3343					
	Bench 63" Long Seat: Upholstered	MKA1663-61	85	Overall Height: 18½" Overall Width: 63%" Overall Depth: 20½"	Seat Height: 18%" Seat Width: 63%" Seat Depth: 16%"		2870	3153	3434	3716	3998

COM Yardage
Refer to page 479.

Finish Options	Price
Powder Coat - Standard.....	n/c
Powder Coat - Premium.....	\$ 165

Finish Options (Bench)	Price
Clear Matte/Clear Gloss Wood Finish - Standard	n/c
Alternate Wood Finish.....	\$ 369

Custom Charges	Code	Price
Powder Coat Alternative (per color)	OPA	call
Stain Finish Match (per finish).....	OSM	\$ 957

**Specifications**

4-leg base, armless with a quarter cut ash formed plywood shell. Available with a wood seat and back or with an upholstered seat pad.

Features

Thea chairs feature a keyhole back, waterfall seat and elliptical legs with round polycarbonate glides.

Shipping Schedule

All Seating

4-5 WEEKS

Contact Versteel Customer Service for special lead time requests.

NOTE CHAIR ORDERS WITH COM UPHOLSTERY WILL BE SCHEDULED UPON RECEIPT OF COM UPHOLSTERY YARDAGE

BIFMA

All Versteel products are constructed to pass the relevant ANSI/BIFMA standards. For more detailed specifications by series and base style, contact Versteel Customer Service at 800.876.2120.

Additional information regarding warranty, terms and conditions, shipping, care and maintenance, etc. can be found in the All Seating price list.

Standard Versteel Upholstery

Standard Versteel Upholstery offers a range of materials, from fabrics in a variety of colors and textures to vinyls for soil resistance. Please refer to Versteel's fabric cards or the "Materials + Finishes" section of our website for information.

Grade-in Upholstery

Versteel has coordinated with upholstery manufacturers to simplify your order process. Many of the manufacturers' offerings have been pre-approved for application on Versteel Seating.

Contact Versteel Customer Service with your selected fabric choice to be graded in. You will be supplied with the appropriate grade-in designator. On your purchase order, complete the information with the pattern name, color description and grade-in designator, and Versteel will take it from there.

Customer's Own Material

Customer's Own Materials (COM's) are not an issue on Thea. Many COM's are pre-approved for application on Versteel Seating. Call Versteel Customer Service with your COM selection to determine if it has been pre-approved. If your selection has not been pre-approved, reference the "Receiving COM Approval" section below.

Receiving COM Approval

Not all materials are suitable for upholstery on Thea. A 12" x 12" memo sample must be supplied for approval before a COM material is accepted for an order. If the material is directional in pattern or weave, the pattern repeat (in inches) in both directions or the weave direction must be supplied.

Excess COM

Versteel will not store excess COM for more than 30 days after the order has been completed. If excess material is to be returned after order completion, send the request to Versteel Customer Service prior to acknowledged ship date. It is the customer's responsibility to arrange for the return of the material "freight collect."

COM Requiring Application Test

If an application test is required for your selected COM, send test sample material along with the following.

1. Name and return address
2. Model selected
3. Sketch showing special requirements for the positioning of the materials' pattern on the seat and ledge, if special considerations are required.

NOTE ALL UPHOLSTERIES ARE CUT UP THE ROLL TO MAXIMIZE YIELD AND WEAR PERFORMANCE

Ship COM to:

Versteel
 2332 Cathy Lane
 Jasper, IN 47546

COM must be shipped to the factory with transportation costs "prepaid." If material is considered defective or unusable, it will be returned "transportation collect."

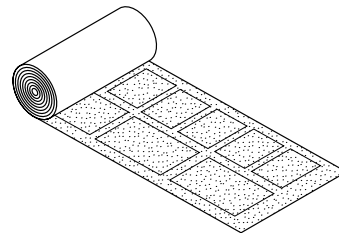
For standard lead time orders, tag fabric with purchase order number and identify with project number if possible.

Application of Directional Fabrics

Due to the upholstering process, some fabrics not considered directional by the supplier may be considered directional by Versteel.

All COM's are cut "up the roll" unless otherwise directed by the customer (see illustration below).

EXAMPLE PATTERN CUT UP THE ROLL



If special cutting or upholstery application is required, you must indicate requirement at time of order entry.

Thea COM Yardage Requirements

COM yardage requirements are calculated for chairs and stools based on a material width of 54" and a repeat of 2" or less. For material less than 54" wide, contact Versteel for yardage requirements. Use the chart below as a guide to calculate your COM yardage. For quantities greater than 20 chairs, contact Versteel Customer Service for calculation of COM yardage by model.

Quantity of Chairs	1	2	3	4	5	6	7	8	9	10	11	12	13	14	15	16	17	18	19	20
Thea																				
Upholstered Seat Only	1.0	1.5	1.5	2.0	2.5	2.5	3.5	3.5	4.0	4.0	4.5	4.5	5.0	5.5	5.5	6.0	6.5	6.5	7.0	7.5

Patterned COM Additional Yardage Guide

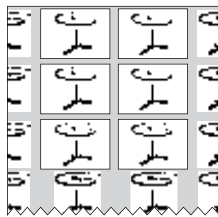
Use the guide below to aid in ordering the appropriate COM fabric when needing to match a pattern with a repeat. To use this guide, add the vertical and horizontal repeats together (e.g. a 5" vertical repeat plus an 11" horizontal repeat gives a 16" total). Then find the appropriate entry on the chart, and increase the yardage estimate by the percentage indicated.

For example: The yardage estimate is 8 yards of 54" wide fabric and the pattern has a repeat of 11" horizontal and 5" vertical. Add up the repeats (11" + 5" = 16") and find the appropriate entry - 15% in this example. Fifteen percent more fabric is required to match the pattern. 8 yards plus an extra 15% is 9.2 yards.

Fabric Width	Plain Fabric	3" - 14" Repeat	15" - 19" Repeat	20" - 27" Repeat	28" - 36" Repeat	37" - 45" Repeat	46" - 54" Repeat
54"	0%	10%	15%	20%	25%	30%	35%
50" - 52"	10%	20%	25%	30%	35%	40%	45%

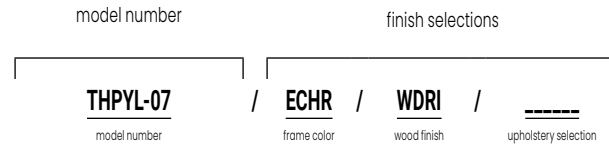
Decorative Patterns

Yardage requirements are greatly affected by the size of the repeat and the print or pattern of the material. Versteel cuts all seating patterns with aesthetic concerns in mind for high quality and consistency. Refer to the COM listing for the yardage required for pattern repeat.



To Order, Specify...

- 1 Model Number
- 2 Frame Color
- 3 Wood Finish
- 4 Upholstery Selection



A **THPYL-07** is a Thea series, armless 4-leg chair with wood seat and back.

The codes **ECHR** / **WDRI** specify a Chrome frame and Drift wood finish.

Model Number **THPYL-07**

Orders may be sent via

Mailing Address
 Versteel
 2332 Cathy Lane
 Jasper IN 47546

Contact Versteel

Email contact@versteel.com
Phone 800 876 2120
 812 634 2120

Powder Coat Finishes

All powder coat finishes in the Versteel offering have been formulated with the use of epoxy, polyester or epoxy and polyester blends to maximize the finish durability.

- Powder Coat – Standardn/c
- Powder Coat – Premium. \$165 per chair

Thea Powder Coat Colors

- | | |
|------------------------------|------------------------------|
| Alloy. PALLY | Mint PMNT |
| Amethyst PAME | Navy PNAV |
| Anthracite PANT | Nimbus. PNIM |
| Black Anodized. PBLA | Nutmeg PNUT |
| Bronze PBRO | ◆ Pacific PPAC |
| Calypso PCAL | Pearl PPEA |
| Carbon. PCAR | Pebble PPEB |
| Champagne PCHA | ● Platinum PPLA |
| Coconut PCOC | Poppy. PPOP |
| ◆ Copper. PCOP | ◆ Raven. PRAV |
| Crimson PCRI | Royal PROY |
| ◆ Crystal PCRY | Seaside PSEA |
| Daffodil. PDAF | Shipyard PSHI |
| Ebony. PEBO | Silver PSIL |
| Forest. PFOR | Snow PSNO |
| Fossil PFOS | Stone PSTO |
| ◆ Garnet PGAR | Storm. PSTM |
| ◆ Gold. PGOL | Terra Cotta PTEC |
| Graphite PGRA | Whisper PWHI |
| ● Hope PHOP | White Linen PWHL |
| Kelly Green PKEG | Powder Coat Alternative .OPA |
| ◆ Matte PMAT | |
| Mica. PMIC | |

Transparent Powder Coats (indicated by ◆)

Please note that the transparent characteristics of these powders allow all natural welds and textures inherent to raw steel to be visible.

Premium Powder Coats (indicated by ●)

Versteel’s premium process uses specially formulated powder coats for a truly unique color palette.

Plated

Versteel offers two plated options: Chrome and Nickel. Chrome is our most durable finish available and is a deep luster chrome plated finish. Nickel is a plated finish with a clear coat applied for durability. An upcharge applies for plated finishes. See product pricing pages for upcharge.

- Chrome ECHR
- Nickel ENKL

Thea Seats & Backs

Seat and back are a molded multi-ply maple core with quarter-cut reconstituted Ash veneer.

Wood Finish

Versteel uses a post-catalyst varnish NDF topcoat that meets AWI (Architectural Woodwork Institute) TR6 performance standards.

Thea Wood Finishes

- | | |
|--------------------------------|---------------------------------|
| Beach. WBEA | Golden Cherry WGNC |
| Blossom Cherry WBLC | Java Cherry. WJAC |
| Brighton Walnut WBRW | Millwork Cherry. WMWC |
| Caramel Maple WCMM | Pebble WPEB |
| Chestnut. WCHE | Seaside WSEA |
| Cordovan Cherry WCNC | Solar Maple WSLM |
| Drift WDRI | Sugar Maple WSUM |
| Espresso Walnut. WESW | Terra Cotta WTEC |
| Fawn WFAW | Whisper WWHI |
| Fog WFOG | Stain Finish Match. OSM |
| Forest. WFOR | |

Finish Reference & Samples

For finish color reference, please refer to our website. Contact Versteel Customer Service to receive actual color samples for color matches and final color approval.

Powder Coat Alternative**Call for quotation**

Specify code **OPA** (*Powder Coat Alternative*), add cost from Versteel quotation

Powder Coat Alternative is available from Versteel. The entire RAL color reference along with hundreds of other color and finishes are available.

For Powder Coat Alternative matching, you must supply a color reference sample, or an RAL number. Versteel will review the sample for possible existing colors available and send a sample for customer approval. If no color match exists a custom match can be developed. Call Versteel Customer Service for associated upcharges on custom color development.

NOTE CUSTOM COLOR MATCHING APPROVALS MAY AFFECT STANDARD PRODUCTION SCHEDULES

Stain Finish Match**\$996 / one time charge per finish, per order**

Specify code **OSM** (*Stain Finish Match*), add \$996.00 list per finish, per order

Alternative Stain Finishes are available. For Stain Finish Matching you must supply two 4" x 4" finish color and grain reference samples. An expertly finish matched sample will be provided for customer approval.

NOTE CUSTOM COLOR MATCHING APPROVALS MAY AFFECT STANDARD PRODUCTION SCHEDULES

Thea
4-Leg Base
Armless





VERSTEEL

Questions?

800 876 2120

material / fabric grade >

	Description	Model#	Product Wt	Dimensions		Ply	2/COM	3	4	5	6
	4-Leg Base Shell: Ply	THPYL-07	17	Overall Height: 32½" Overall Width: 19½" Overall Depth: 22¾" Seat Height: 17½" Seat Width: 18 5/16" Seat Depth: 16"		917					
	4-Leg Base Shell: Ply Seat: Upholstered Pad	THPYL-04	19	Overall Height: 32½" Overall Width: 19½" Overall Depth: 22¾" Seat Height: 17¾" Seat Width: 18 5/16" Seat Depth: 16"			1155	1162	1176	1180	1187

COM Yardage
Refer to page 491.

To Order, Specify...

- ① Model Number
- ② Frame Color
- ③ Wood Finish
- ④ Upholstery Selection

Finish Options	Price
Chrome	\$ 165
Nickel.....	\$ 223
Powder Coat - Standard	n/c
Powder Coat - Premium.....	\$ 165

Custom Charges	Code	Price
Powder Coat Alternative (per color)	OPA	call
Stain Finish Match (per finish).....	OSM	\$ 996



Troupe seating was designed to be used with Troupe Gathering or Troupe Inline tables, however its design allows it to be paired with many Versteel table series.

Construction

Seats are 14" in diameter with a 1" thick Birch plywood Matte or Clear Gloss finish. Alternate Wood Finishes are available with an upcharge. Stools and benches have threaded glides with a nylon base. Stools are available in 18", 24" and 30" heights. The bench, available in 48", 60" and 72" lengths, has a seat height of 18".

Shipping Schedule

Stools	4 WEEKS
Benches	4 WEEKS
Quickship Products	10 WORKING DAYS

Contact Versteel Customer Service for special lead time requests.

NOTE ORDERS WITH COM UPHOLSTERY WILL BE SCHEDULED UPON RECEIPT OF COM UPHOLSTERY YARDAGE

BIFMA

All Versteel products are constructed to pass the relevant ANSI/BIFMA standards. For more detailed specifications by series and base style, contact Versteel Customer Service at 800.876.2120.

Additional information regarding warranty, terms and conditions, shipping, care and maintenance, etc. can be found in the All Seating price list.

Quickship Program

Available for select products in the Troupe series, see pricing pages.

The Versteel Quickship Program consists of up to 50 tables, 25 tables with modesty panels or 100 chairs in 10 working days from time of order (received by 12pm EST). Orders must be accompanied by final material and finish specifications for order entry. They must be clearly marked "Quickship" and consist of products from the program. Quickship orders cannot be changed or cancelled, and credit approval must be acquired within 24 hours.

For additional information see Versteel.com.

Standard Versteel Upholstery

Standard Versteel Upholstery offers a range of materials, from fabrics in a variety of colors and textures to vinyls for soil resistance. Please refer to Versteel's fabric cards, upholstery options pages in the All Seating price list, or the "Materials and Finishes" section of our website for information.

Grade-In Upholstery

Versteel has coordinated with upholstery manufacturers to simplify your order process. Many of the manufacturers' offerings have been pre-approved for application on Versteel Seating.

Contact Versteel Customer Service with your selected fabric choice to be graded in. You will be supplied with the appropriate grade-in designator. On your purchase order, complete the information with the pattern name, color description and grade-in designator, and Versteel will take it from there.

Customer's Own Material

Customer's Own Materials (COM's) are not an issue on Troupe. Many COM's are pre-approved for application on Versteel Seating. Call Versteel Customer Service with your COM selection to determine if it has been pre-approved. If your selection has not been pre-approved, reference the "Receiving COM Approval" section below.

Receiving COM Approval

Not all materials are suitable for upholstery on Troupe. A 12" x 12" memo sample must be supplied for approval before a COM material is accepted for an order. If the material is directional in pattern or weave, the pattern repeat (in inches) in both directions or the weave direction must be supplied.

Excess COM

Versteel will not store excess COM for more than 30 days after the order has been completed. If excess material is to be returned after order completion, send the request to Versteel Customer Service prior to acknowledged ship date. It is the customer's responsibility to arrange for the return of the material "freight collect."

COM Requiring Application Test

If an application test is required for your selected COM, send test sample material along with the following.

1. Name and return address
2. Model selected
3. Sketch showing special requirements for the positioning of the materials' pattern on the seat and ledge, if special considerations are required.

NOTE ALL UPHOLSTERIES ARE CUT UP THE ROLL TO MAXIMIZE YIELD AND WEAR PERFORMANCE

Ship COM to:

Versteel
2332 Cathy Lane
Jasper, IN 47546

COM must be shipped to the factory with transportation costs "prepaid." If material is considered defective or unusable, it will be returned "transportation collect."

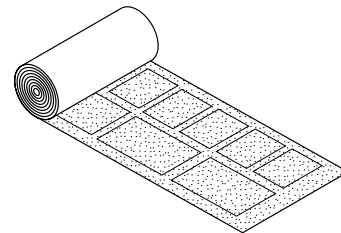
For standard lead time orders, tag fabric with purchase order number and identify with project number if possible.

Application of Directional Fabrics

Due to the upholstering process, some fabrics not considered directional by the supplier may be considered directional by Versteel.

All COM's are cut "up the roll" unless otherwise directed by the customer (see illustration below).

EXAMPLE PATTERN CUT UP THE ROLL



If special cutting or upholstery application is required, you must indicate requirement at time of order entry.

Troupe COM Yardage Requirements

COM yardage requirements are calculated for chairs and stools based on a material width of 54" and a repeat of 2" or less. For material less than 54" wide, contact Versteel for yardage requirements. Use the chart below as a guide to calculate your COM yardage. For quantities greater than 20 chairs or stools, contact Versteel Customer Service for calculation of COM yardage by model.

Quantity	1	2	3	4	5	6	7	8	9	10	11	12	13	14	15	16	17	18	19	20
Stool	1.0	1.0	1.0	1.0	1.0	1.5	2.0	2.0	2.5	2.5	2.5	3.0	3.0	3.0	3.5	3.5	3.5	4.0	4.0	4.0
48" Bench	2.0	2.0	4.0	4.0	4.0	6.0	6.0	6.0	8.0	8.0	8.0	10.0	10.0	10.0	12.0	12.0	12.0	14.0	14.0	14.0
60" Bench	2.0	2.0	4.0	4.0	4.0	6.0	6.0	6.0	8.0	8.0	8.0	10.0	10.0	10.0	12.0	12.0	12.0	14.0	14.0	14.0
72" Bench	2.5	2.5	5.0	5.0	5.0	7.5	7.5	7.5	10.0	10.0	10.0	12.5	12.5	12.5	15.0	15.0	15.0	17.5	17.5	17.5

Patterned COM Additional Yardage Guide

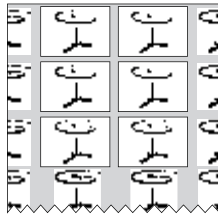
Use the guide below to aid in ordering the appropriate COM fabric when needing to match a pattern with a repeat. To use this guide, add the vertical and horizontal repeats together (e.g. a 5" vertical repeat plus an 11" horizontal repeat gives a 16" total). Then find the appropriate entry on the chart, and increase the yardage estimate by the percentage indicated.

For example: The yardage estimate is 8 yards of 54" wide fabric and the pattern has a repeat of 11" horizontal and 5" vertical. Add up the repeats (11" + 5" = 16") and find the appropriate entry - 15% in this example. Fifteen percent more fabric is required to match the pattern. 8 yards plus an extra 15% is 9.2 yards.

Fabric Width	Plain Fabric	3" - 14" Repeat	15" - 19" Repeat	20" - 27" Repeat	28" - 36" Repeat	37" - 45" Repeat	46" - 54" Repeat
54"	0%	10%	15%	20%	25%	30%	35%
50" - 52"	10%	20%	25%	30%	35%	40%	45%

Decorative Patterns

Yardage requirements are greatly affected by the size of the repeat and the print or pattern of the material. Versteel cuts all seating patterns with aesthetic concerns in mind for high quality and consistency. Refer to the COM listing for the yardage required for pattern repeat.



To Order, Specify...

- 1 Model Number
- 2 Wood Finish
- 3 Frame Color
- 4 Upholstery Selection



A **TPL-67S30** is a Troupe series stool. 30" tall with a wood seat.

The codes **MCL2** / **PPOP** specify a Clear Matte finish with a Poppy frame.

Model Number TPL-67S30



Orders may be sent via

Mailing Address
 Versteel
 2332 Cathy Lane
 Jasper IN 47546

Contact Versteel

Email contact@versteel.com
Phone 800 876 2120
 812 634 2120

Finish + Sheen

Stools and Benches can be specified in either a Clear Matte (MCL2) or Clear Gloss (MCL3) finish.

Alternate wood finishes are available. An upcharge of \$77 list for stools and \$369 list for benches will apply when an alternate wood finish is specified.

Alternate Wood Finishes*

Beach	WBEA
Blossom Cherry	WBLC
Brighton WalnutWBRW
Caramel Maple	WCMM
Chestnut	WCHE
Cordovan CherryWCNC
DriftWDRI
Espresso WalnutWESW
FawnWFAW
FogWFOG
ForestWFOR
Golden CherryWGNC
Java CherryWJAC
Millwork Cherry	WMWC
Pebble	WPBE
Seaside	WSEA
Solar Maple	WSLM
Sugar Maple	WSUM
Terra Cotta	WTEC
Whisper	WWHI
Stain Finish MatchOSM

*Finishes will vary from standard Versteel product when applied to birch plywood seats.

Powder Coat Finishes

All powder coat finishes in the Versteel offering have been formulated with the use of epoxy, polyester or epoxy and polyester blends to maximize the finish durability.

Powder Coat – Standardn/c
Powder Coat – Premium	\$165 per chair

Powder Coat Colors

AlloyPALY	NavyPNAV
AmethystPAME	NimbusPNIM
AnthracitePANT	NutmegPNUT
Black AnodizedPBLA	PearlPPEA
BronzePBRO	PebblePPEB
CalypsoPCAL	PlatinumPPLA
CarbonPCAR	PoppyPPOP
ChampagnePCHA	RoyalPROY
CoconutPCOC	SeasidePSEA
CrimsonPCRI	ShipyardPSHI
DaffodilPDAF	SilverPSIL
EbonyPEBO	SnowPSNO
ForestPFOR	StonePSTO
FossilPFOS	StormPSTM
GraphitePGRA	Terra CottaPTEC
HopePHOP	WhisperPWHI
Kelly GreenPKEG	White LinenPWHL
MicaPMIC	Powder Coat AlternativeOPA
MintPMNT		

Premium Powder Coats (indicated by Ⓢ)

Versteel’s premium process uses specially formulated powder coats for a truly unique color palette.

Finish Reference & Samples

For finish color reference, please refer to our website. Contact Versteel Customer Service to receive actual color samples for color matches and final color approval.

Powder Coat Alternative**Call for quotation**

Specify code **OPA** (*Powder Coat Alternative*), add cost from Versteel quotation

Powder Coat Alternative is available from Versteel. The entire RAL color reference along with hundreds of other color and finishes are available.

For Powder Coat Alternative matching, you must supply a color reference sample, or an RAL number. Versteel will review the sample for possible existing colors available and send a sample for customer approval. If no color match exists a custom match can be developed. Call Versteel Customer Service for associated upcharges on custom color development.

NOTE CUSTOM COLOR MATCHING APPROVALS MAY AFFECT STANDARD PRODUCTION SCHEDULES

Stain Finish Match**\$996 / one time charge per finish, per order**

Specify code **OSM** (*Stain Finish Match*), add \$996.00 list per finish, per order

For Stain Finish Matching you must supply two 4" x 4" finish color and grain reference samples. An expertly finish matched sample will be provided for customer approval.







NOTE CUSTOM COLOR MATCHING APPROVALS MAY AFFECT STANDARD PRODUCTION SCHEDULES

Questions?

800 876 2120

QS Quickship Program Product

material / fabric grade >

	Description	Model#	Product Wt	Dimensions	Wood	2/COM	3	4	5	6
	Stool 18" Seat Height Seat: Wood	TPL-67S18	QS 14	Overall Height: 18" Overall Width: 16 3/4" Overall Depth: 16 3/4"	Seat Height: 18" Seat Width: 14" Seat Depth: 14"	424				
	Stool 18" Seat Height Seat: Upholstered Pad	TPL-61S18	QS 14	Overall Height: 18 1/2" Overall Width: 16 3/4" Overall Depth: 16 3/4"	Seat Height: 18 1/2" Seat Width: 14" Seat Depth: 14"		694	760	826	892 959
	Stool 24" Seat Height Seat: Wood	TPL-67S24	QS 17	Overall Height: 24" Overall Width: 18 1/2" Overall Depth: 18 1/2"	Seat Height: 24" Seat Width: 14" Seat Depth: 14"	560				
	Stool 24" Seat Height Seat: Upholstered Pad	TPL-61S24	QS 17	Overall Height: 24 1/2" Overall Width: 18 1/2" Overall Depth: 18 1/2"	Seat Height: 24 1/2" Seat Width: 14" Seat Depth: 14"		847	913	980	1046 1112
	Stool 30" Seat Height Seat: Wood	TPL-67S30	QS 19	Overall Height: 30" Overall Width: 19 1/2" Overall Depth: 19 1/2"	Seat Height: 30" Seat Width: 14" Seat Depth: 14"	592				
	Stool 30" Seat Height Seat: Upholstered Pad	TPL-61S30	QS 20	Overall Height: 30 1/2" Overall Width: 19 1/2" Overall Depth: 19 1/2"	Seat Height: 30 1/2" Seat Width: 14" Seat Depth: 14"		882	949	1015	1081 1147







COM Yardage

Refer to page 500.

Bench To Order, Specify...

- 1 Model Number
- 2 Wood Finish
- 3 Frame Color
- 4 Upholstery Selection



						material / fabric grade >					
		Description	Model#	Product Wt	Dimensions	Wood	2/COM	3	4	5	6
	Bench 48" Long Seat: Wood	TPL1648-67	34	Overall Height: 18" Overall Width: 47 3/4" Overall Depth: 15 3/4"	Seat Height: 18" Seat Width: 47 3/4" Seat Depth: 15 3/4"	1242					
	Bench 48" Long Seat: Upholstered Pad	TPL1648-61	36	Overall Height: 18 1/2" Overall Width: 47 3/4" Overall Depth: 15 3/4"	Seat Height: 18 1/2" Seat Width: 47 3/4" Seat Depth: 15 3/4"		1528	1597	1666	1735	1804
	Bench 60" Long Seat: Wood	TPL-1660-67	40	Overall Height: 18" Overall Width: " Overall Depth: "	Seat Height: 18" Seat Width: 59 3/4" Seat Depth: 15 3/4"	1376					
	Bench 60" Long Seat: Upholstered Pad	TPL1660-61	43	Overall Height: 18 1/2" Overall Width: 59 3/4" Overall Depth: 15 3/4"	Seat Height: 18 1/2" Seat Width: 59 3/4" Seat Depth: 15 3/4"		1694	1762	1831	1897	1969
	Bench 72" Long Seat: Wood	TPL1672-67	46	Overall Height: 18" Overall Width: 71 3/4" Overall Depth: 15 3/4"	Seat Height: 18" Seat Width: 71 3/4" Seat Depth: 15 3/4"	1488					
	Bench 72" Long Seat: Upholstered Pad	TPL1672-61	49	Overall Height: 18 1/2" Overall Width: 71 3/4" Overall Depth: 15 3/4"	Seat Height: 18 1/2" Seat Width: 71 3/4" Seat Depth: 15 3/4"		1830	1898	1967	2037	2105

COM Yardage
Refer to page 500.

Finish Options	Price
Powder Coat - Standard	n/c
Powder Coat - Premium	\$ 165

Finish Options (Utility)	Price
Clear Matte/Clear Gloss Wood Finish - Standard	n/c
Alternate Wood Finish	\$ 77

Custom Charges	Code	Price
Powder Coat Alternative (per color)	OPA	call
Stain Finish Match (per finish)	OSM	\$ 957

Finish Options (Bench)	Price
Clear Matte/Clear Gloss Wood Finish - Standard	n/c
Alternate Wood Finish	\$ 269

**Specifications**

Zayn 4-leg guest chairs, lounge chairs and stools are constructed from a steel tube frame with a reconstituted Quarter-Cut Ash plywood shell and molded polyurethane foam. Guest and lounge chairs are available with or without arms. All stools are armless and are available in either 24" or 30" seat heights.

Features

Arms have solid lumber armcaps. Guest chairs and lounge chairs are standard with high density polyethylene glides or can be specified with casters. All stools have high density polyethylene glides. A back stitch detail can be specified, see the options page for more information.

Shipping Schedule

All Seating

6 - 8 WEEKS

Contact Versteel Customer Service for special lead time requests.

NOTE CHAIR ORDERS WITH COM UPHOLSTERY WILL BE SCHEDULED UPON RECEIPT OF COM UPHOLSTERY YARDAGE

BIFMA

All Versteel products are constructed to pass the relevant ANSI/BIFMA standards. For more detailed specifications by series and base style, contact Versteel Customer Service at 800.876.2120.

Additional information regarding warranty, terms and conditions, shipping, care and maintenance, etc. can be found in the All Seating price list.

Standard Versteel Upholstery

Standard Versteel Upholstery offers a range of materials, from fabrics in a variety of colors and textures to vinyls for soil resistance. Please refer to Versteel's fabric cards or the "Materials + Finishes" section of our website for information.

Grade-in Upholstery

Versteel has coordinated with upholstery manufacturers to simplify your order process. Many of the manufacturers' offerings have been pre-approved for application on Versteel Seating.

Contact Versteel Customer Service with your selected fabric choice to be graded in. You will be supplied with the appropriate grade-in designator. On your purchase order, complete the information with the pattern name, color description and grade-in designator, and Versteel will take it from there.

Customer's Own Material

Customer's Own Materials (COM's) are not an issue on Zayn. Many COM's are pre-approved for application on Versteel Seating. Call Versteel Customer Service with your COM selection to determine if it has been pre-approved. If your selection has not been pre-approved, reference the "Receiving COM Approval" section below.

Receiving COM Approval

Not all materials are suitable for upholstery on Zayn. A 12" x 12" memo sample must be supplied for approval before a COM material is accepted for an order. If the material is directional in pattern or weave, the pattern repeat (in inches) in both directions or the weave direction must be supplied.

Excess COM

Versteel will not store excess COM for more than 30 days after the order has been completed. If excess material is to be returned after order completion, send the request to Versteel Customer Service prior to acknowledged ship date. It is the customer's responsibility to arrange for the return of the material "freight collect."

COM Requiring Application Test

If an application test is required for your selected COM, send test sample material along with the following.

1. Name and return address
2. Model selected
3. Sketch showing special requirements for the positioning of the materials' pattern on the seat and ledge, if special considerations are required.

NOTE ALL UPHOLSTERIES ARE CUT UP THE ROLL TO MAXIMIZE YIELD AND WEAR PERFORMANCE

Ship COM to:

Versteel
2332 Cathy Lane
Jasper, IN 47546

COM must be shipped to the factory with transportation costs "prepaid." If material is considered defective or unusable, it will be returned "transportation collect."

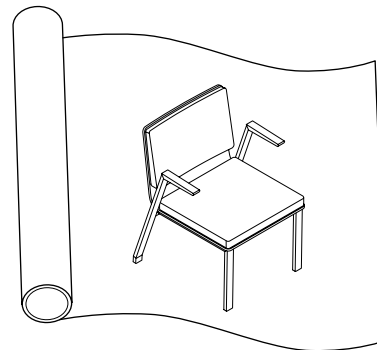
For standard lead time orders, tag fabric with purchase order number and identify with project number if possible.

Application of Directional Fabrics

Due to the upholstering process, some fabrics not considered directional by the supplier may be considered directional by Versteel.

All COM's for Zayn are railroaded unless otherwise directed by the customer (see illustration below).

EXAMPLE PATTERN CUT RAILROADED



If special cutting or upholstery application is required, you must indicate requirement at time of order entry.

Zayn COM Yardage Requirements

COM yardage requirements are calculated for chairs and stools based on a material width of 54" and a repeat of 2" or less. For material less than 54" wide, contact Versteel for yardage requirements. Use the chart below as a guide to calculate your COM yardage. For quantities greater than 10, contact Versteel Customer Service for calculation of COM yardage by chair model.

Quantity of Units	1	2	3	4	5	6	7	8	9	10
Chair & Stool										
Upholstered Seat & Back	2.0	3.0	3.5	4.5	5.5	6.5	7.0	9.5	10.0	11.5
Lounge										
Upholstered Seat & Back	2	4	4.5	5.5	7.5	8	8.5	11	12.5	13

Patterned COM Additional Yardage Guide

Use the guide below to aid in ordering the appropriate COM fabric when needing to match a pattern with a repeat. To use this guide, add the vertical and horizontal repeats together (e.g. a 5" vertical repeat plus an 11" horizontal repeat gives a 16" total). Then find the appropriate entry on the chart, and increase the yardage estimate by the percentage indicated.

For example: The yardage estimate is 8 yards of 54" wide fabric and the pattern has a repeat of 11" horizontal and 5" vertical. Add up the repeats (11" + 5" = 16") and find the appropriate entry - 15% in this example. Fifteen percent more fabric is required to match the pattern. 8 yards plus an extra 15% is 9.2 yards.

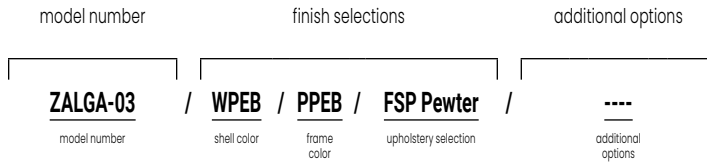
Fabric Width	Plain Fabric	3" - 14" Repeat	15" - 19" Repeat	20" - 27" Repeat	28" - 36" Repeat	37" - 45" Repeat	46" - 54" Repeat
54"	0%	10%	15%	20%	25%	30%	35%
50" - 52"	10%	20%	25%	30%	35%	40%	45%

Decorative Patterns

Yardage requirements are greatly affected by the size of the repeat and the print or pattern of the material. Versteel cuts all seating patterns with aesthetic concerns in mind for high quality and consistency. Refer to the COM listing for the yardage required for pattern repeat.

To Order, Specify...

- 1 Model Number
- 2 Shell Color
- 3 Frame Color
- 4 Upholstery Selection
- 5 Additional Options



A **ZALGA-03** is a Zayn series, guest chair with a 4-leg base.

The codes **WPEB / PPEB / FSP Pewter** specify a Pebble shell and armcap color, Pebble frame color and Grade 3 Sport Pewter upholstery.

Model Number ZALGA-03



Orders may be sent via

Mailing Address
Versteel
2332 Cathy Lane
Jasper, IN 47546

Contact Versteel

Email contact@versteel.com
Phone 800 876 2120
 812 634 2120

Zayn Seat & Back Shells

Zayn shells are molded multi-ply core with quarter-cut reconstituted Ash veneer. When a Natural Walnut stain is specified the shell will be quarter-cut European Walnut. An upcharge will apply, contact Customer Service.

Wood Finish

Versteel uses a post-catalyst varnish NDF topcoat that meets AWI (Architectural Woodwork Institute) TR6 performance standards.

Standard Zayn Wood Finishes (Shell & Armcaps)

ForestWFOR	Terra CottaWTEC
PebbleWPEB	WhisperWWHI
SeasideWSEA		

Alternate Zayn Wood Finishes (Shell & Armcaps)

BeachWBEA	FogWFOG
Blossom CherryWBLC	Golden CherryWGNC
Brighton WalnutWBRW	Java CherryWJAC
Caramel MapleWCMM	Millwork CherryWMWC
ChestnutWCHE	Natural WalnutWENW
Cordovan CherryWCNC	(European Walnut)	
DriftWDRI	Solar MapleWSLM
Espresso WalnutWESW	Sugar MapleWSUM
FawnWFAW	Stain Finish MatchOSM

NOTE SHELLS ARE RECONSTITUTED QUARTER CUT ASH (SEE ABOVE) ALL FINISHES EXCEPT NATURAL WALNUT. WHEN NATURAL WALNUT IS SPECIFIED THE SHELLS ARE EUROPEAN WALNUT.

Studio Steel®

Versteel’s “urban fabrication” process leaves the telltale signs of welding and assembly on the surface, highlighting a manufacturing aesthetic. Choosing a clear or transparent powder coat is recommended, allowing tonal striations (created as a result of extreme heat), natural textures, and the inherent qualities of raw steel to show through.

Studio Steel Process \$165 per chair

Powder Coat Finishes

All powder coat finishes in the Versteel offering have been formulated with the use of epoxy, polyester or epoxy and polyester blends to maximize the finish durability.

Powder Coat – Standard /n/c
Powder Coat – Premium \$165 per chair

Standard Zayn Powder Coat Colors

ForestPFOR	Terra CottaPTEC
PebblePPEB	WhisperPWHI
SeasidePSEA		

Alternate Zayn Powder Coat Colors

AlloyPALY	MattePMAT
AmethystPAME	MicaPMIC
AnthracitePANT	MintPMNT
Black AnodizedPBLA	NavyPNAV
BronzePBRO	NimbusPNIM
CalypsoPCAL	NutmegPNUT
CarbonPCAR	PacificPPAC
ChampagnePCHA	PearlPPEA
CoconutPCOC	PlatinumPPLA
◆ CopperPCOP	PoppyPPOP
CrimsonPCRI	◆ RavenPRAV
◆ CrystalPCRY	RoyalPROY
DaffodilPDAF	ShipyardPSHI
EbonyPEBO	SilverPSIL
FossilPFOS	SnowPSNO
◆ GarnetPGAR	StonePSTO
◆ GoldPGOL	StormPSTM
GraphitePGRA	White LinenPWHL
◆ HopePHOP	Powder Coat AlternativeOPA
Kelly GreenPKEG		

Transparent Powder Coats (indicated by ◆)

Please note that the transparent characteristics of these powders allow all natural welds and textures inherent to raw steel to be visible.

Premium Powder Coats (indicated by ●)

Versteel’s premium process uses specially formulated powder coats for a truly unique color palette.

Finish Reference & Samples

For finish color reference, please refer to our website. Contact Versteel Customer Service to receive actual color samples for color matches and final color approval.

Powder Coat Alternative**Call for quotation**

Specify code **OPA** (*Powder Coat Alternative*), add cost from Versteel quotation

Powder Coat Alternative is available from Versteel. The entire RAL color reference along with hundreds of other color and finishes are available.

For Powder Coat Alternative matching, you must supply a color reference sample, or an RAL number. Versteel will review the sample for possible existing colors available and send a sample for customer approval. If no color match exists a custom match can be developed. Call Versteel Customer Service for associated upcharges on custom color development.

NOTE CUSTOM COLOR MATCHING APPROVALS MAY AFFECT STANDARD PRODUCTION SCHEDULES

Stain Finish Match**\$996 / one time charge per finish, per order**

Specify code **OSM** (*Stain Finish Match*), add \$996.00 list per finish, per order

Alternative Stain Finishes are available. For Stain Finish Matching you must supply two 4" x 4" finish color and grain reference samples. An expertly finish matched sample will be provided for customer approval.

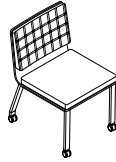
NOTE CUSTOM COLOR MATCHING APPROVALS MAY AFFECT STANDARD PRODUCTION SCHEDULES

Back Stitch Detail

\$149 / Chair

Specify code **SBSD01** (Back Stitch Detail), add \$149.00 list per chair

The upholstered back is available with an optional square pattern stitch detail.



Zayn
Guest Chair with Glides
Armless + Arms





VERSTEEL

Questions?

800 876 2120

material / fabric grade >



						2/COM	3	4	5	6
	Description	Model#	Product Wt	Dimensions						
	4-Leg Base Armless Shell: Wood Seat: Upholstered Cushion Back: Upholstered Cushion	ZALG-01	19	Overall Height: 30" Overall Width: 19½" Overall Depth: 22⅞" Seat Height: 17¾" Seat Width: 18¾" Seat Depth: 17⅝"		1325	1488	1649	1812	1974
	4-Leg Base Arms Shell: Wood Seat: Upholstered Cushion Back: Upholstered Cushion Armcaps: Wood	ZALGA-03	23	Overall Height: 30" Overall Width: 22½" Overall Depth: 22⅞" Arm Height: 24¾" Seat Height: 17¾" Seat Width: 18¾" Seat Depth: 17⅝"		1529	1692	1853	2016	2177

COM Yardage
Refer to page 511.

To Order, Specify...

- ① Model Number
- ② Shell Color
- ③ Frame Color
- ④ Upholstery Selection
- ⑤ Additional Options



						material / fabric grade >				
						2/COM	3	4	5	6
	Description	Model#	Product Wt	Dimensions						
	4-Leg Base Armless Shell: Wood Seat: Upholstered Cushion Back: Upholstered Cushion	ZALC-01	19	Overall Height: 30" Overall Width: 19 1/4" Overall Depth: 22 7/16"	Seat Height: 17 3/4" Seat Width: 18 7/8" Seat Depth: 17 5/16"	1433	1595	1757	1919	2080
	4-Leg Base Arms Shell: Wood Seat: Upholstered Cushion Back: Upholstered Cushion Armcaps: Wood	ZALCA-03	23	Overall Height: 30" Overall Width: 22 1/2" Overall Depth: 22 7/16" Arm Height: 24 7/8"	Seat Height: 17 3/4" Seat Width: 18 7/8" Seat Depth: 17 5/16"	1634	1796	1959	2122	2283

COM Yardage
Refer to page 511.

Finish Options	Price
Powder Coat - Standard	n/c
Powdercoat - Premium	\$ 165

Options	Code	Price
Back Stitch Detail	SBSD01	\$ 149

Custom Charges	Code	Price
Powder Coat Alternative (per color)	OPA	call
Stain Finish Match (per finish)	OSM	\$ 957

Zayn
Lounge Chair with Glides
Armless + Arms





VERSTEEL

Questions?

800 876 2120

material / fabric grade >


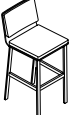
	Description	Model#	Product Wt	Dimensions		2/COM	3	4	5	6
	4-Leg Base Armless Shell: Wood Seat: Upholstered Cushion Back: Upholstered Cushion	ZALG-01L17	20	Overall Height: 27 ³ / ₈ " Overall Width: 21 ⁷ / ₈ " Overall Depth: 24"	Seat Height: 16 ¹ / ₂ " Seat Width: 21 ³ / ₈ " Seat Depth: 18 ¹ / ₂ "	1392	1563	1732	1903	2074
	4-Leg Base Arms Shell: Wood Seat: Upholstered Cushion Back: Upholstered Cushion Armcaps: Wood	ZALGA-03L17	24	Overall Height: 27 ³ / ₈ " Overall Width: 25" Overall Depth: 24" Arm Height: 21 ¹ / ₁₆ "	Seat Height: 16 ¹ / ₂ " Seat Width: 21 ³ / ₈ " Seat Depth: 18 ¹ / ₂ "	1607	1776	1946	2118	2286

COM Yardage
Refer to page 511.

To Order, Specify...

- 1 Model Number
- 2 Shell Color
- 3 Frame Color
- 4 Upholstery Selection
- 5 Additional Options



						material / fabric grade >				
						2/COM	3	4	5	6
	Description	Model#	Product Wt	Dimensions						
	4-Leg Base Armless 24" Seat Height Shell: Wood Seat: Upholstered Cushion Back: Upholstered Cushion	ZALG-0IS24	22	Overall Height: 34¼" Overall Width: 16¾" Overall Depth: 20½" Seat Height: 24" Seat Width: 16¾" Seat Depth: 15⅞"		1532	1705	1874	2044	2215
	4-Leg Base Armless 30" Seat Height Shell: Wood Seat: Upholstered Cushion Back: Upholstered Cushion	ZALG-0IS30	24	Overall Height: 40¼" Overall Width: 16¾" Overall Depth: 20½" Seat Height: 30" Seat Width: 16¾" Seat Depth: 15⅞"		1541	1712	1883	2053	2223

COM Yardage
Refer to page 511.

Finish Options	Price
Powder Coat - Standard	n/c
Powdercoat - Premium	\$ 165

Options	Code	Price
Back Stitch Detail	SBSD01	\$ 149

Custom Charges	Code	Price
Powder Coat Alternative (per color)	OPA	call
Stain Finish Match (per finish)	OSM	\$ 957



Specifications

Zuri chairs and stools are available with 4-legs or sled base. All chairs and stools, with the exception of the low back stool, can be ordered with or without arms. Shell cores are composed of high-density hardwood ply such as birch, beech or maple, which is then molded with veneer. Zuri standard exterior veneer is Maple. Shell edges are left natural and exposed. The molded plywood shell can be specified fully upholstered or with a veneer face. The veneer face can be specified in veneer finish or in a Benjamin Moore Paint color. An upholstered seat pad is available on veneer chairs and stools. It is not available on the low back stool.

Features

The 4-leg chairs and stools feature nickel plated steel glides, while the sled base chairs and stools have polycarbonate glides. Chairs are stackable for compact storage. 4-Leg and sled base guest chairs can be stacked on the floor or on the Zuri Chair Trolley. Stools can be stacked on the floor only. See below for stacking information.

Stacking Information

Floor

Sled Base	4 (4 if seats are upholstered)
Guest Chair	4 (4 if seats are upholstered)
Stool2 or 3 (floor only)

Trolley

Sled Base Chair	12 (6 if seats are upholstered)
Guest Chair	12 (6 if seats are upholstered)

Shipping Schedule

Veneer Shell	4-5 WEEKS
Upholstered	3-5 WEEKS

Contact Versteel Customer Service for special lead time requests.

NOTE CHAIR ORDERS WITH COM UPHOLSTERY WILL BE SCHEDULED UPON RECEIPT OF COM UPHOLSTERY YARDAGE

NOTE ZURI HAS A MINIMUM ORDER QUANTITY OF TWELVE

BIFMA

All Versteel products are constructed to pass the relevant ANSI/BIFMA standards. For more detailed specifications by series and base style, contact Versteel Customer Service at 800.876.2120.

Additional information regarding warranty, terms and conditions, shipping, care and maintenance, etc. can be found in the All Seating price list.

Standard Versteel Upholstery

Standard Versteel Upholstery offers a range of materials, from fabrics in a variety of colors and textures to vinyls for soil resistance. Please refer to Versteel's fabric cards or the "Materials + Finishes" section of our website for information.

Grade-in Upholstery

Versteel has coordinated with upholstery manufacturers to simplify your order process. Many of the manufacturers' offerings have been pre-approved for application on Versteel Seating.

Contact Versteel Customer Service with your selected fabric choice to be graded in. You will be supplied with the appropriate grade-in designator. On your purchase order, complete the information with the pattern name, color description and grade-in designator, and Versteel will take it from there.

Customer's Own Material

Customer's Own Materials (COM's) are not an issue on Zuri. Many COM's are pre-approved for application on Versteel Seating. Call Versteel Customer Service with your COM selection to determine if it has been pre-approved. If your selection has not been pre-approved, reference the "Receiving COM Approval" section below.

Receiving COM Approval

Not all materials are suitable for upholstery on Zuri. A 12" x 12" memo sample must be supplied for approval before a COM material is accepted for an order. If the material is directional in pattern or weave, the pattern repeat (in inches) in both directions or the weave direction must be supplied.

Excess COM

Versteel will not store excess COM for more than 30 days after the order has been completed. If excess material is to be returned after order completion, send the request to Versteel Customer Service prior to acknowledged ship date. It is the customer's responsibility to arrange for the return of the material "freight collect."

COM Requiring Application Test

If an application test is required for your selected COM, send test sample material along with the following.

1. Name and return address
2. Model selected
3. Sketch showing special requirements for the positioning of the materials' pattern on the seat and ledge, if special considerations are required.

NOTE ALL UPHOLSTERIES ARE CUT UP THE ROLL TO MAXIMIZE YIELD AND WEAR PERFORMANCE

Ship COM to:

Versteel
 2332 Cathy Lane
 Jasper, IN 47546

COM must be shipped to the factory with transportation costs "prepaid." If material is considered defective or unusable, it will be returned "transportation collect."

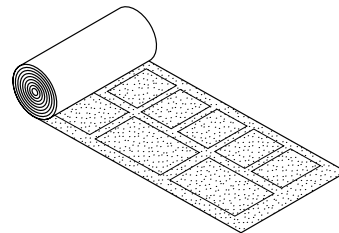
For standard lead time orders, tag fabric with purchase order number and identify with project number if possible.

Application of Directional Fabrics

Due to the upholstering process, some fabrics not considered directional by the supplier may be considered directional by Versteel.

All COM's are cut "up the roll" unless otherwise directed by the customer (see illustration below).

EXAMPLE PATTERN CUT UP THE ROLL



If special cutting or upholstery application is required, you must indicate requirement at time of order entry.

Zuri COM Yardage Requirements

COM yardage requirements are calculated for chairs and stools based on a material width of 54" and a repeat of 2" or less. For material less than 54" wide, contact Versteel for yardage requirements. Use the chart below as a guide to calculate your COM yardage. For quantities greater than what is listed below, contact Versteel Customer Service for calculation of COM yardage by model.

Quantity of Chairs or Stools	1	2	3	4	5	6	7	8	9	10	11	12	13	14	15	16	17	18	19	20
Zuri																				
Chair																				
Uph Seat & Back(one piece)	1.5	3.0	3.5	4.5	5.5	6.5	7.0	8.0	8.5	10.0	10.5	11.5	12.0	13.0	14.0	15.0	16.5	17.0	18.5	19.0
Stool																				
Uph Seat & Back(one piece)	1.5	2.0	3.0	4.0	4.0	5.0	5.5	6.5	7.0	8.0	8.0	9.0	9.5	10.5	10.5	11.5	12.0	13.0	13.5	14.5
Low Back Stool																				
Uph Seat & Back(one piece)	1.5	2.0	2.5	3.0	3.5	4.5	5.0	5.5	6.0	6.5	7.0	7.5	8.0	9.0	9.5	10.0	10.5	11.0	11.5	12.0
Chair & Stool																				
Uph Seat Pad Only	1.0	1.5	1.5	2.0	2.0	2.5	2.5	3.0	3.0	3.5	3.5	4.5	4.5	5.0	5.0	5.5	5.6	6.0	6.0	6.5

Patterned COM Additional Yardage Guide

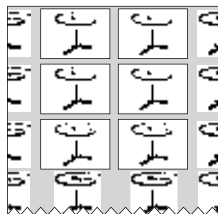
Use the guide below to aid in ordering the appropriate COM fabric when needing to match a pattern with a repeat. To use this guide, add the vertical and horizontal repeats together (e.g. a 5" vertical repeat plus an 11" horizontal repeat gives a 16" total). Then find the appropriate entry on the chart, and increase the yardage estimate by the percentage indicated.

For example: The yardage estimate is 8 yards of 54" wide fabric and the pattern has a repeat of 11" horizontal and 5" vertical. Add up the repeats (11" + 5" = 16") and find the appropriate entry - 15% in this example. Fifteen percent more fabric is required to match the pattern. 8 yards plus an extra 15% is 9.2 yards.

Fabric Width	Plain Fabric	3" - 14" Repeat	15" - 19" Repeat	20" - 27" Repeat	28" - 36" Repeat	37" - 45" Repeat	46" - 54" Repeat
54"	0%	10%	15%	20%	25%	30%	35%
50" - 52"	10%	20%	25%	30%	35%	40%	45%

Decorative Patterns

Yardage requirements are greatly affected by the size of the repeat and the print or pattern of the material. Versteel cuts all seating patterns with aesthetic concerns in mind for high quality and consistency. Refer to the COM listing for the yardage required for pattern repeat.



To Order, Specify...

- 1 Model Number
- 2 Frame Color
- 3 Veneer Finish/Paint or Upholstery Selection
- 4 Additional Options



A **ZUSV-07** is a Zuri series, armless sled base chair with a painted seat and back.

The codes **PALY / 1648-60** specify an Alloy frame and Benjamin Moore Slate Blue 1648-60 paint color.

Model Number ZUSV-07

Orders may be sent via
Mailing Address

Versteel
 2332 Cathy Lane
 Jasper, IN 47546

Contact Versteel

Email contact@versteel.com
Phone 800 876 2120
 812 634 2120

Studio Steel®

Versteel’s “urban fabrication” process leaves the telltale signs of welding and assembly on the surface, highlighting a manufacturing aesthetic. Choosing a clear or transparent powder coat is recommended, allowing tonal striations (created as a result of extreme heat), natural textures, and the inherent qualities of raw steel to show through.

Studio Steel Process \$165 per chair

Powder Coat Finishes

All powder coat finishes in the Versteel offering have been formulated with the use of epoxy, polyester or epoxy and polyester blends to maximize the finish durability.

Powder Coat – Standard n/c

Powder Coat – Premium. \$165 per chair

Zuri Powder Coat Colors

Alloy PALLY	Mint PMNT
Amethyst PAME	Navy PNAV
Anthracite PANT	Nimbus. PNIM
Black Anodized. PBLA	Nutmeg PNUT
Bronze PBRO	◆ Pacific PPAC
Calypso PCAL	Pearl PPEA
Carbon. PCAR	Pebble PPEB
Champagne PCHA	Ⓟ Platinum PPLA
Coconut PCOC	Poppy. PPOP
◆ Copper. PCOP	◆ Raven. PRAV
Crimson PCRI	Royal PROY
◆ Crystal PCRY	Seaside PSEA
Daffodil. PDAF	Shipyard PSHI
Ebony. PEBO	Silver PSIL
Forest. PFOR	Snow PSNO
Fossil PFOS	Stone PSTO
◆ Garnet PGAR	Storm. PSTM
◆ Gold. PGOL	Terra Cotta PTEC
Graphite PGRA	Whisper PWHI
Ⓟ Hope PHOP	White Linen PWHL
Kelly Green PKEG	Powder Coat Alternative .OPA
◆ Matte PMAT	
Mica. PMIC	

Transparent Powder Coats (indicated by ◆)

Please note that the transparent characteristics of these powders allow all natural welds and textures inherent to raw steel to be visible.

Premium Powder Coats (indicated by Ⓟ)

Versteel’s premium process uses specially formulated powder coats for a truly unique color palette.

Plated

Versteel offers two plated options: Chrome and Nickel. Chrome is our most durable finish available and is a deep luster chrome plated finish. Nickel is a plated finish with a clear coat applied for durability. An upcharge applies for plated finishes. See product pricing pages for upcharge.

Chrome ECHR

Nickel ENKL

Zuri Shells

Shell cores are composed of high-density hardwood ply such as birch, beech or maple, which is then molded with veneer. Zuri standard exterior veneer is Maple. Veneer shells can be specified in a standard Versteel Wood Finish or with a Benjamin Moore paint color which is applied to the outer surface of the shell. A topcoat is applied for added durability when a paint color is specified. Shell edges are left natural and exposed.

Standard Versteel Upholstery

Versteel offers a wide range of materials from fabrics in a variety of colors and textures, to vinyls for soil resistance. Please refer to Versteel’s fabric cards or the “Materials and Finishes” section of our website for reference information. versteel.com

Wood Finish

Versteel uses a post-catalyst varnish NDF topcoat that meets AWI (Architectural Woodwork Institute) TR6 performance standards.

Zuri Wood Finishes

Beach. WBEA	Golden Cherry WGNC
Blossom Cherry WBLC	Java Cherry. WJAC
Brighton Walnut WBRW	Millwork Cherry. WMWC
Caramel Maple WCMM	Pebble WPEB
Chestnut. WCHE	Seaside WSEA
Cordovan Cherry WCNC	Solar Maple WSLM
Drift WDRI	Sugar Maple WSUM
Espresso Walnut. WESW	Terra Cotta WTEC
Fawn WFAW	Whisper WWHI
Fog WFOG	Stain Finish Match. OSM
Forest. WFOR	

Powder Coat Alternative**Call for quotation**

Specify code **OPA** (*Powder Coat Alternative*), add cost from Versteel quotation

Powder Coat Alternative is available from Versteel. The entire RAL color reference along with hundreds of other color and finishes are available.

For Powder Coat Alternative matching, you must supply a color reference sample, or an RAL number. Versteel will review the sample for possible existing colors available and send a sample for customer approval. If no color match exists a custom match can be developed. Call Versteel Customer Service for associated upcharges on custom color development.

NOTE CUSTOM COLOR MATCHING APPROVALS MAY AFFECT STANDARD PRODUCTION SCHEDULES

Stain Finish Match**\$996 / one time charge per finish, per order**

Specify code **OSM** (*Stain Finish Match*), add \$996.00 list per finish, per order

Alternative Stain Finishes are available. For Stain Finish Matching you must supply two 4" x 4" finish color and grain reference samples. An expertly finish matched sample will be provided for customer approval.

NOTE CUSTOM COLOR MATCHING APPROVALS MAY AFFECT STANDARD PRODUCTION SCHEDULES

Hard Surface Glides - Nylon (set of 4)**\$23 / chair or stool**

Specify code **GLD30** (Hard Surface Glides - Nylon), add \$23 list per chair or stool.



Glide surface is nylon and designed for use on hard surface flooring. See individual product pages for availability and ordering code.

Hard Surface Glides - Felt (set of 4)**\$23 / chair or stool**

Specify code **GLD31** (Hard Surface Glides - Felt), add \$23 list per chair or stool.



Glide surface is felt and designed for use on hard surface flooring. See individual product pages for availability and ordering code.

Felt Hard Surface Replacement Caps (set of 4)**\$23 / chair or stool**

Specify code **ABGFR** (Felt Hard Surface Replacement Caps), add \$23 list per chair or stool

Felt replacement caps for felt hard surface glides.

Accessory Glide Replacement Tool**\$26 / tool**

Specify code **AGRT** (Accessory Glide Replacement Tool), add \$26 list per tool

Use to remove worn felt hard surface glide caps.

Chair Trolley - Zuri**\$906 / each**

Specify code **ACTZU** (Chair Trolley - Zuri), add \$906 list each



Zuri 4-Leg (with or without casters) or Sled chairs stack 12 high. Trolley with push handle and stack of 12 chairs measures approximately 27" w x 50" d x 77" h.

STACKING INFORMATION - ZURI CHAIRS STACK 4 HIGH ON THE FLOOR. STOOLS STACK 2 OR 3 HIGH ON THE FLOOR (NONE ON THE TROLLEY).

Zuri
Sled Base Chair - Veneer
Armless + Arms







VERSTEEL

Questions?

800 876 2120

material / fabric grade >

	Description	Model#	Product Wt	Dimensions	Veneer	2/COM	3	4	5	6
	Sled Base Armless Shell: Veneer	ZUSV-07	20	Overall Height: 33" Overall Width: 20½" Overall Depth: 21" Seat Height: 17" Seat Width: 17¼" Seat Depth: 16"	583					
	Sled Base Arms Shell: Veneer Armcaps: Veneer	ZUSVA-08	24	Overall Height: 33" Overall Width: 24½" Overall Depth: 21" Arm Height: 26" Seat Height: 17" Seat Width: 17¼" Seat Depth: 16" Between Arms: 22½"	808					
	Sled Base Armless Shell: Veneer Seat: Upholstered Pad	ZUSV-04	22	Overall Height: 33" Overall Width: 20½" Overall Depth: 21" Seat Height: 17" Seat Width: 17¼" Seat Depth: 16"	798	989	988	1076	1166	
	Sled Base Arms Shell: Veneer Seat: Upholstered Pad Armcaps: Veneer	ZUSVA-04	26	Overall Height: 33" Overall Width: 24½" Overall Depth: 21" Arm Height: 26" Seat Height: 17" Seat Width: 17¼" Seat Depth: 16" Between Arms: 22½"	1023	1123	1212	1300	1391	

Minimum order of twelve
(12) Zuri, contact
Customer Service for
additional information

Stacking

Refer to page 520.





COM Yardage

Refer to page 523.

To Order, Specify...

- ① Model Number
- ② Frame Color
- ③ Veneer Finish / Benjamin Moore Paint Color
- ④ Upholstery Selection
- ⑤ Additional Options



						material / fabric grade >					
						Veneer	2/COM	3	4	5	6
Description	Model#	Product Wt	Dimensions								
	4-Leg Base Armless Shell: Veneer	ZULV-07	18	Overall Height: 33" Overall Width: 19½" Overall Depth: 20½"	Seat Height: 17" Seat Width: 17¼" Seat Depth: 16"	583					
	4-Leg Base Arms Shell: Veneer Armcaps: Veneer	ZULVA-08	22	Overall Height: 33" Overall Width: 24½" Overall Depth: 20½" Arm Height: 26"	Seat Height: 17" Seat Width: 17¼" Seat Depth: 16" Between Arms: 20½"	808					
	4-Leg Base Armless Shell: Veneer Seat: Upholstered Pad	ZULV-04	20	Overall Height: 33" Overall Width: 19½" Overall Depth: 20½"	Seat Height: 17" Seat Width: 17¼" Seat Depth: 16"		798	989	988	1076	1166
	4-Leg Base Arms Shell: Veneer Seat: Upholstered Pad Armcaps: Veneer	ZULVA-04	24	Overall Height: 33" Overall Width: 24½" Overall Depth: 20½" Arm Height: 26"	Seat Height: 17" Seat Width: 17¼" Seat Depth: 16" Between Arms: 20½"		1023	1123	1212	1300	1391

Minimum order of twelve (12) Zuri, contact Customer Service for additional information

Stacking
Refer to page 520.

COM Yardage
Refer to page 523.

Finish Options	Price
Chrome	\$ 165
Nickel.....	\$ 223
Powder Coat - Standard.....	n/c
Powder Coat - Premium.....	\$ 165

Frame Options	Code	Price
Hard Surface Glides - Nylon (set of 4).....	GLD30	\$ 23
Hard Surface Glides - Felt (set of 4).....	GLD31	\$ 23

Accessories	Code	Price
Chair Trolley.....	ACTZU	\$ 906

Custom Charges	Code	Price
Powder Coat Alternative (per color)	OPA	call
Stain Finish Match (per finish).....	OSM	\$ 996

Zuri
Sled Base Chair - Upholstered
Armless + Arms





VERSTEEL

Questions?

800 876 2120

material / fabric grade >

	Description	Model#	Product Wt	Dimensions (at lowest cylinder height)		2/COM	3	4	5	6
	Sled Base Armless Shell: Upholstered	ZUS-01	20	Overall Height: 33" Overall Width: 20½" Overall Depth: 21"	Seat Height: 17" Seat Width: 17¼" Seat Depth: 16"	1117	1295	1473	1652	1831
	Sled Base Arms Shell: Upholstered Armcaps: Veneer	ZUSA-03V	24	Overall Height: 33" Overall Width: 24½" Overall Depth: 21" Arm Height: 26"	Seat Height: 17" Seat Width: 17¼" Seat Depth: 16" Between Arms: 22½"	1261	1440	1617	1799	1975

Minimum order of twelve
(12) Zuri, contact
Customer Service for
additional information

Stacking

Refer to page 520.

COM Yardage

Refer to page 523.



To Order, Specify...

- 1 Model Number
- 2 Frame Color
- 3 Upholstery Selection

For Armcaps...

- 4 Veneer Finish / Benjamin Moore Paint Color
- 5 Additional Options



				material / fabric grade >		2/COM	3	4	5	6
Description	Model#	Product Wt	Dimensions (at lowest Cylinder height)							
 4-Leg Base Armless Shell: Upholstered	ZUL-01	18	Overall Height: 33" Overall Width: 19½" Overall Depth: 20½"	Seat Height: 17" Seat Width: 17¼" Seat Depth: 16"		1117	1295	1473	1652	1831
 4-Leg Base Arms Shell: Upholstered Armcaps: Veneer	ZULA-03V	22	Overall Height: 33" Overall Width: 24½" Overall Depth: 20½" Arm Height: 26"	Seat Height: 17" Seat Width: 17¼" Seat Depth: 16" Between Arms: 20½"		1261	1440	1617	1799	1975

Minimum order of twelve (12) Zuri, contact Customer Service for additional information

Stacking
Refer to page 520.

COM Yardage
Refer to page 523.

Finish Options	Price
Chrome	\$ 165
Nickel.....	\$ 223
Powder Coat - Standard.....	n/c
Powder Coat - Premium.....	\$ 165

Frame Options	Code	Price
Hard Surface Glides - Nylon (set of 4).....	GLD30	\$ 23
Hard Surface Glides - Felt (set of 4).....	GLD31	\$ 23

Accessories	Code	Price
Chair Trolley.....	ACTZU	\$ 906

Custom Charges	Code	Price
Powder Coat Alternative (per color)	OPA	call
Stain Finish Match (per finish).....	OSM	\$ 996

Zuri
Sled Base Stool 24" - Veneer
Armless + Arms








VERSTEEL

Questions?

800 876 2120

material / fabric grade >

	Description	Model#	Product Wt	Dimensions	Veneer	2/COM	3	4	5	6
	Sled Base Armless 24" Seat Height Low Back Shell: Veneer	ZUSV-07S24L	18	Overall Height: 29½" Overall Width: 20¾" Overall Depth: 21" Seat Height: 24" Seat Width: 17¼" Seat Depth: 16"	789					
	Sled Base Armless 24" Seat Height Shell: Veneer	ZUSV-07S24	20	Overall Height: 36½" Overall Width: 20¾" Overall Depth: 21" Seat Height: 24" Seat Width: 17¼" Seat Depth: 16"	789					
	Sled Base Arms 24" Seat Height Shell: Veneer Armcaps: Veneer	ZUSVA-08S24	24	Overall Height: 36½" Overall Width: 24½" Overall Depth: 21" Arm Height: 32" Seat Height: 24" Seat Width: 17¼" Seat Depth: 16" Between Arms: 22½"	1012					
	Sled Base Armless 24" Seat Height Shell: Veneer Seat: Upholstered Pad	ZUSV-04S24	22	Overall Height: 36½" Overall Width: 20¾" Overall Depth: 21" Seat Height: 24" Seat Width: 17¼" Seat Depth: 16"		1005	1104	1192	1284	1373
	Sled Base Arms 24" Seat Height Shell: Veneer Seat: Upholstered Pad Armcaps: Veneer	ZUSVA-04S24	26	Overall Height: 36½" Overall Width: 24½" Overall Depth: 21" Arm Height: 32" Seat Height: 24" Seat Width: 17¼" Seat Depth: 16" Between Arms: 22½"		1229	1326	1417	1505	1596

Minimum order of twelve
(12) Zuri, contact
Customer Service for
additional information

Stacking

Refer to page 520.






COM Yardage

Refer to page 523.

To Order, Specify...

- 1 Model Number
- 2 Frame Color
- 3 Veneer Finish / Benjamin Moore Paint Color
- 4 Upholstery Selection
- 5 Additional Options



						material / fabric grade >								
						Veneer	2/COM	3	4	5	6			
Description	Model#	Product Wt	Dimensions											
 4-Leg Base Armless 24" Seat Height Low Back Shell: Veneer	ZULV-07S24L	16	Overall Height: 29½"	Overall Width: 19¾"	Overall Depth: 22"	Seat Height: 24"	Seat Width: 17¼"	Seat Depth: 16"						
 4-Leg Base Armless 24" Seat Height Shell: Veneer	ZULV-07S24	18	Overall Height: 36½"	Overall Width: 19¾"	Overall Depth: 22"	Seat Height: 24"	Seat Width: 17¼"	Seat Depth: 16"						
 4-Leg Base Arms 24" Seat Height Shell: Veneer Armcaps: Veneer	ZULVA-08S24	22	Overall Height: 36½"	Overall Width: 24½"	Overall Depth: 22"	Seat Height: 24"	Seat Width: 17¼"	Seat Depth: 16"	Between Arms: 20½"					
 4-Leg Base Armless 24" Seat Height Shell: Veneer Seat: Upholstered Pad	ZULV-04S24	20	Overall Height: 36½"	Overall Width: 19¾"	Overall Depth: 22"	Seat Height: 24"	Seat Width: 17¼"	Seat Depth: 16"	1005	1104	1192	1284	1373	
 4-Leg Base Arms 24" Seat Height Shell: Veneer Seat: Upholstered Pad Armcaps: Veneer	ZULVA-04S24	24	Overall Height: 36½"	Overall Width: 24½"	Overall Depth: 22"	Seat Height: 24"	Seat Width: 17¼"	Seat Depth: 16"	Between Arms: 20½"	1229	1326	1417	1505	1596

Minimum order of twelve (12) Zuri, contact Customer Service for additional information

Stacking
Refer to page 520.

COM Yardage
Refer to page 523.

Finish Options	Price
Chrome	\$ 165
Nickel	\$ 223
Powder Coat - Standard	n/c
Powder Coat - Premium	\$ 165

Frame Options	Code	Price
Hard Surface Glides - Nylon (set of 4)	GLD30	\$ 23
Hard Surface Glides - Felt (set of 4)	GLD31	\$ 23

Custom Charges	Code	Price
Powder Coat Alternative (per color)	OPA	call
Stain Finish Match (per finish)	OSM	\$ 996

Zuri
Sled Base Stool 24" - Upholstered
Armless + Arms






VERSTEEL

Questions?

800 876 2120

material / fabric grade >

	Description	Model#	Product Wt	Dimensions (at lowest cylinder height)		2/COM	3	4	5	6
	Sled Base Armless 24" Seat Height Low Back Shell: Upholstered	ZUS-01S24L	22	Overall Height: 29½" Overall Width: 20¾" Overall Depth: 21"	Seat Height: 24" Seat Width: 17¼" Seat Depth: 16"	1212	1300	1391	1480	1569
	Sled Base Armless 24" Seat Height Shell: Upholstered	ZUS-01S24	20	Overall Height: 36½" Overall Width: 20¾" Overall Depth: 21"	Seat Height: 24" Seat Width: 17¼" Seat Depth: 16"	1321	1500	1676	1856	2035
	Sled Base Arms 24" Seat Height Shell: Upholstered Armcaps: Veneer	ZUSA-03VS24	24	Overall Height: 36½" Overall Width: 24½" Overall Depth: 21" Arm Height: 32"	Seat Height: 24" Seat Width: 17¼" Seat Depth: 16" Between Arms: 22½"	1466	1644	1824	2001	2181

Minimum order of twelve
(12) Zuri, contact
Customer Service for
additional information

Stacking

Refer to page 520.

COM Yardage

Refer to page 523.




To Order, Specify...

- 1 Model Number
- 2 Frame Color
- 3 Upholstery Selection

For Armcaps...

- 4 Veneer Finish / Benjamin Moore Paint Color
- 5 Additional Options



						material / fabric grade >				
						2/COM	3	4	5	6
Description	Model#	Product Wt	Dimensions (at lowest Cylinder height)							
 4-Leg Base Armless 24" Seat Height Low Back Shell: Upholstered	ZUL-01S24L	20	Overall Height: 29½" Overall Width: 19¾" Overall Depth: 22"	Seat Height: 24" Seat Width: 17¼" Seat Depth: 16"		1212	1300	1391	1480	1569
 4-Leg Base Armless 24" Seat Height Shell: Upholstered	ZUL-01S24	18	Overall Height: 36½" Overall Width: 19¾" Overall Depth: 22"	Seat Height: 24" Seat Width: 17¼" Seat Depth: 16"		1321	1500	1676	1856	2035
 4-Leg Base Arms 24" Seat Height Shell: Upholstered Armcaps: Veneer	ZULA-03VS24	22	Overall Height: 36½" Overall Width: 24½" Overall Depth: 22" Arm Height: 32"	Seat Height: 24" Seat Width: 17¼" Seat Depth: 16" Between Arms: 20½"		1466	1644	1824	2001	2181

Minimum order of twelve (12) Zuri, contact Customer Service for additional information

Stacking
Refer to page 520.

COM Yardage
Refer to page 523.

Finish Options	Price
Chrome	\$ 165
Nickel.....	\$ 223
Powder Coat - Standard.....	n/c
Powder Coat - Premium.....	\$ 165

Frame Options	Code	Price
Hard Surface Glides - Nylon (set of 4).....	GLD30	\$ 23
Hard Surface Glides - Felt (set of 4).....	GLD31	\$ 23

Custom Charges	Code	Price
Powder Coat Alternative (per color)	OPA	call
Stain Finish Match (per finish).....	OSM	\$ 996

Zuri
Sled Base Stool 29" - Veneer
Armless + Arms








VERSTEEL

Questions?

800 876 2120

material / fabric grade >

		Veneer	2/COM	3	4	5	6
	Sled Base Armless 29" Seat Height Low Back Shell: Veneer	ZUSV-07S29L	18	Overall Height: 35½" Overall Width: 20" Overall Depth: 21"	Seat Height: 29" Seat Width: 17¼" Seat Depth: 16"	789	
	Sled Base Armless 29" Seat Height Shell: Veneer	ZUSV-07S29	20	Overall Height: 41½" Overall Width: 20" Overall Depth: 21"	Seat Height: 29" Seat Width: 17¼" Seat Depth: 16"	789	
	Sled Base Arms 29" Seat Height Shell: Veneer Armcaps: Veneer	ZUSVA-08S29	24	Overall Height: 41½" Overall Width: 24½" Overall Depth: 21" Arm Height: 38"	Seat Height: 29" Seat Width: 17¼" Seat Depth: 16" Between Arms: 22½"	1012	
	Sled Base Armless 29" Seat Height Shell: Veneer Seat: Upholstered Pad	ZUSV-04S29	22	Overall Height: 41½" Overall Width: 20" Overall Depth: 21"	Seat Height: 29" Seat Width: 17¼" Seat Depth: 16"	1005	1104 1192 1284 1373
	Sled Base Arms 29" Seat Height Shell: Veneer Seat: Upholstered Pad Armcaps: Veneer	ZUSVA-04S29	26	Overall Height: 41½" Overall Width: 24½" Overall Depth: 21" Arm Height: 38"	Seat Height: 29" Seat Width: 17¼" Seat Depth: 16" Between Arms: 22½"	1229	1326 1417 1505 1596

Minimum order of twelve (12) Zuri, contact Customer Service for additional information






Stacking
Refer to page 520.

COM Yardage
Refer to page 523.

To Order, Specify...

- 1 Model Number
- 2 Frame Color
- 3 Veneer Finish / Benjamin Moore Paint Color
- 4 Upholstery Selection
- 5 Additional Options



	Description	Model#	Product Wt	Dimensions	material / fabric grade >					
					Veneer	2/COM	3	4	5	6
	4-Leg Base Armless 29" Seat Height Low Back Shell: Veneer	ZULV-07S29L	16	Overall Height: 35½" Overall Width: 19¾" Overall Depth: 22" Seat Height: 29" Seat Width: 17¼" Seat Depth: 16"	789					
	4-Leg Base Armless 29" Seat Height Shell: Veneer	ZULV-07S29	18	Overall Height: 41½" Overall Width: 19¾" Overall Depth: 22" Seat Height: 29" Seat Width: 17¼" Seat Depth: 16"	789					
	4-Leg Base Arms 29" Seat Height Shell: Veneer Armcaps: Veneer	ZULVA-08S29	22	Overall Height: 41½" Overall Width: 24½" Overall Depth: 22" Arm Height: 38" Seat Height: 29" Seat Width: 17¼" Seat Depth: 16" Between Arms: 20½"	1012					
	4-Leg Base Armless 29" Seat Height Shell: Veneer Seat: Upholstered Pad	ZULV-04S29	20	Overall Height: 41½" Overall Width: 19¾" Overall Depth: 22" Seat Height: 29" Seat Width: 17¼" Seat Depth: 16"	1005	1104	1192	1284	1373	
	4-Leg Base Arms 29" Seat Height Shell: Veneer Seat: Upholstered Pad Armcaps: Veneer	ZULVA-04S29	24	Overall Height: 41½" Overall Width: 24½" Overall Depth: 22" Arm Height: 38" Seat Height: 29" Seat Width: 17¼" Seat Depth: 16" Between Arms: 20½"	1229	1326	1417	1505	1596	

Minimum order of twelve (12) Zuri, contact Customer Service for additional information

Stacking
Refer to page 520.

COM Yardage
Refer to page 523.

Finish Options	Price
Chrome	\$ 165
Nickel	\$ 223
Powder Coat - Standard	n/c
Powder Coat - Premium	\$ 165

Frame Options	Code	Price
Hard Surface Glides - Nylon (set of 4)	GLD30	\$ 23
Hard Surface Glides - Felt (set of 4)	GLD31	\$ 23

Custom Charges	Code	Price
Powder Coat Alternative (per color)	OPA	call
Stain Finish Match (per finish)	OSM	\$ 996

Zuri
Sled Base Stool 29" - Upholstered
Armless + Arms






VERSTEEL

Questions?

800 876 2120

material / fabric grade >

	Description	Model#	Product Wt	Dimensions (at lowest cylinder height)		2/COM	3	4	5	6
	Sled Base Armless 29" Seat Height Low Back Shell: Upholstered	ZUS-01S29L	24	Overall Height: 35½" Overall Width: 20" Overall Depth: 21"	Seat Height: 29" Seat Width: 17¼" Seat Depth: 16"	1212	1300	1391	1480	1569
	Sled Base Armless 29" Seat Height Shell: Upholstered	ZUS-01S29	20	Overall Height: 41½" Overall Width: 20" Overall Depth: 21"	Seat Height: 29" Seat Width: 17¼" Seat Depth: 16"	1321	1500	1676	1856	2035
	Sled Base Arms 29" Seat Height Shell: Upholstered Armcaps: Veneer	ZUSA-03VS29	24	Overall Height: 41½" Overall Width: 24½" Overall Depth: 21" Arm Height: 38"	Seat Height: 29" Seat Width: 17¼" Seat Depth: 16" Between Arms: 22½"	1466	1644	1824	2001	2181

Minimum order of twelve
(12) Zuri, contact
Customer Service for
additional information

Stacking

Refer to page 520.

COM Yardage

Refer to page 523.




To Order, Specify...

- 1 Model Number
- 2 Frame Color
- 3 Upholstery Selection

For Armcaps...

- 4 Laminate or Veneer Finish / Benjamin Moore Paint Color
- 5 Additional Options



						material / fabric grade >									
						2/COM	3	4	5	6					
Description	Model#	Product Wt	Dimensions (at lowest Cylinder height)												
 4-Leg Base Armless 29" Seat Height Low Back Shell: Upholstered	ZUL-01S29L	20	Overall Height: 35½"	Overall Width: 19¾"	Overall Depth: 22"	Seat Height: 29"	Seat Width: 17¼"	Seat Depth: 16"	1212	1300	1391	1480	1569		
 4-Leg Base Armless 29" Seat Height Shell: Upholstered	ZUL-01S29	19	Overall Height: 41½"	Overall Width: 19¾"	Overall Depth: 22"	Seat Height: 29"	Seat Width: 17¼"	Seat Depth: 16"	1321	1500	1676	1856	2035		
 4-Leg Base Arms 29" Seat Height Shell: Upholstered Armcaps: Veneer	ZULA-03VS29	22	Overall Height: 41½"	Overall Width: 24½"	Overall Depth: 22"	Arm Height: 38"	Seat Height: 29"	Seat Width: 17¼"	Seat Depth: 16"	Between Arms: 20½"	1466	1644	1824	2001	2181

Minimum order of twelve (12) Zuri, contact Customer Service for additional information

Stacking
Refer to page 520.

COM Yardage
Refer to page 523.

Finish Options	Price
Chrome	\$ 165
Nickel.....	\$ 223
Powder Coat - Standard.....	n/c
Powder Coat - Premium.....	\$ 165

Frame Options	Code	Price
Hard Surface Glides - Nylon (set of 4).....	GLD30	\$ 23
Hard Surface Glides - Felt (set of 4).....	GLD31	\$ 23

Custom Charges	Code	Price
Powder Coat Alternative (per color)	OPA	call
Stain Finish Match (per finish).....	OSM	\$ 996

The Versteel seating, tables, casegoods and components listed in this catalog may be covered in whole or in part by the following active or pending patents and other patents pending in the United States or Canada:

U.S. Active or Pending Patents: 7,509,914; 7,794,016; 7,849,804; 7,850,241; 8,122,837; 8,297,208; 8,869,715; 9800037; 10,213,015; 11,432,645; 11,497,306; 18/159,130.

U.S. Design Patents: D612,164; D626,767; D653,866; D654,282; D688,075; D786591; D792,718; D862,102; D948,259.

Canada Active or Pending Patents: 2,579,494; 2,600,629; 2,707,148; 2,731,261; 2,760,476; 2,922,333; 3,113,625.

Canadian Design Patents: 176,530; 198,325.

Trademarks TM [®]

Versteel and the Versteel logo are registered trademarks of Ditto Sales, Inc. dba Versteel in the United States, United Kingdom and Canada. Other registered trademarks of Versteel include: Aerie, Airfoil, Arvo, Brattice, Cable Coil, Cat's Paw, Catwalk, Chela and Chela designs, Companion, Curvare, Elements Conference, Elly, Entourage, Equip, GeoMetrix, Henri, Immix, Interplay, Kompis, Looksee, Model 8, Nerita, ODIS, OHI, Ollie, Paces, Performance, Power Bay, Powerlink, Quanta, Rover, Rover Coaster, Rover Computer, Rover Daddy, Rover Utility, Sate, Seating in Motion, SIMON, Socius, Studio Steel, Tables in Motion, The Maker Project, Thea, TIM, TOD, Training on Demand, Troupe, Tuscany, Uno, Vela, Versteel seating logo, Versteel table logo, Wavelink and Wavelink logo, Wordplay, Zayn, Zuri.

BIFMA

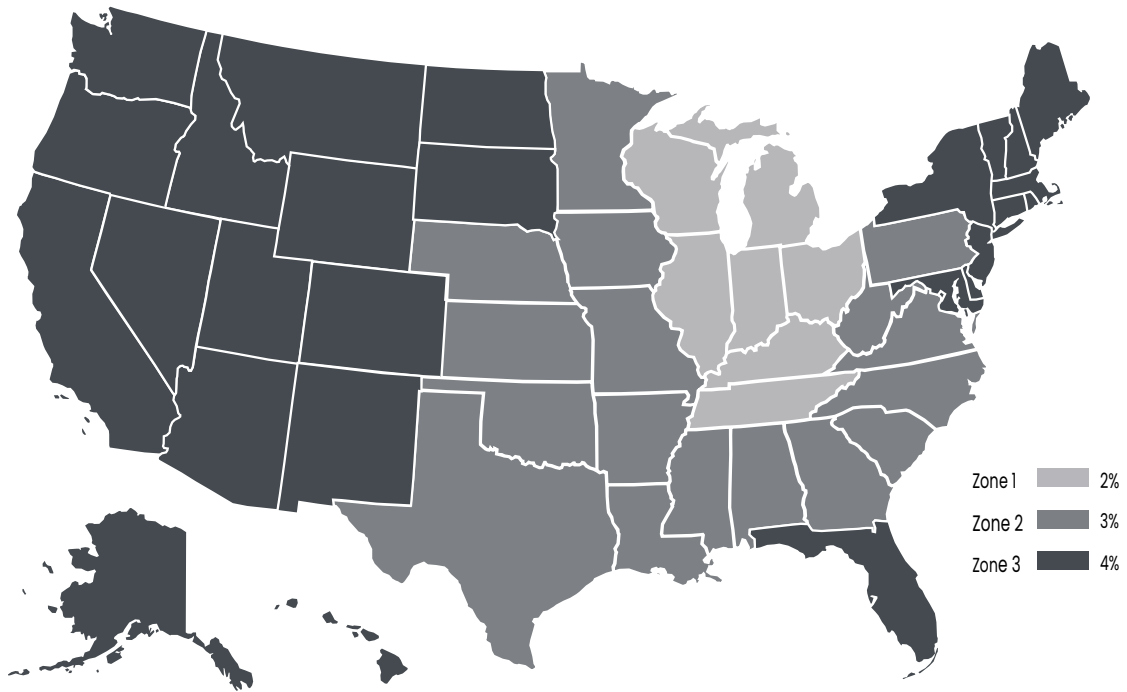
All Versteel products are constructed to pass the relevant ANSI/BIFMA standards. For more detailed specifications by series and base style, contact Versteel Customer Service at 800.876.2120.

Information regarding warranty, terms and conditions, shipping, care and maintenance, etc. can be found in the All Seating price list.

For further information about any Versteel product, please visit our website or contact a Versteel Customer Service Representative at 800.876.2020 or 813.634.2120.

All other trademarks and registered trademarks are the property of their respective owners.

Any rights not expressly granted herein are reserved.



* Percentage rates for **Alaska** and **Hawaii** are to Port of Exit in the 48 contiguous states.

Freight Program

Normal delivery is on a dock-to-dock basis, F.O.B. Versteel's factory in Jasper, Indiana. Orders within the 48 contiguous United States will be assessed a freight charge based on a percentage of the total list price, or a flat rate of \$300, whichever is greater. Using the zone map above apply the appropriate percentage to the total list to determine freight cost. Special requests such as inside delivery, "call before," etc. should be noted on the customer's purchase order and are subject to additional charges. Contact Versteel Customer Service regarding freight quotes for shipments to Canada, a minimum charge of \$400 will apply.

Oversize Shipping Fee

Orders received for items or tops greater than 94" in length will receive a \$250 net oversized shipping fee per order. Fee not applied to orders with multi-piece tops where each section is less than 94" in length.

All prices are delivered list price effective with date printed on cover and supersedes all other published price lists. Versteel reserves the right to change prices or specifications without prior notice. Orders are accepted subject to price prevailing at time of shipment.

versteel.com
Made in America
800 876 2120