

# Price List

JUMP TO PRICING [CLICK HERE](#)

TABLES



# VERSTEEL


**Tops**

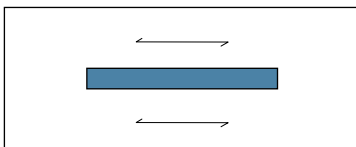
Laminate tables are available with square or radius corners. Veneer, powder coat MDF and KrystalCast® tops are standard with square corners. Powder coat tops are available with an etch design in the top when specified with electrical. All table tops are 1 1/4" thick.

**Features**

Table height is 29" with 1 1/2" diameter non-adjustable gripping pad glides. Flush mount electrical is available in the top, see page 45 for additional information.

**Laminate and Veneer, Standard Core Construction**


The standard top construction consists of 45-50 lb particleboard, surfaced with a high pressure laminate or plain sliced veneer face. A backer sheet is laminated to the underside of the top. Tops are shipped pre-drilled for field installation of bases and accessories.




Plain Sliced Veneer

**Powder Coat Core Construction**

The standard top construction consists of 46 pcf medium-density fiberboard with a 22.5 degree reverse bevel and an ultra matte finish. Tops are shipped predrilled for field installation of bases and accessories. Tops specified with power can be ordered with or without an etch design surface detail. Tables without power are not available with the etch design. Pricing for tables without the etch design can be found on pages 46 and 47. Pricing for tables with the etch design can be found on page 48.



No Etch Design



Etch Design

**KrystalCast® Core Construction**

The standard top construction consists of 1/4" KrystalCast® bonded to 1" MDF with a 60 degree black knife edge.



**PVC Flat or Fluted Edge**

Edge of 2mm PVC hot melt banded to the top with 1/8" radius at the top and bottom. Available with 1 1/2" radius corners or square corners.

Offered in twenty-one (21) standard colors.



**Reverse Bevel Acrylic**

Edge of 2mm acrylic edge banding hot melt banded to MDF core. A reverse bevel is then cut into the edge exposing the MDF on the reverse bevel. The MDF is then clear coated.



**Wood Flat or Fluted Edge**

Wood banding hot melt banded to the top with 1/8" radius at the top and bottom. Available with 1 1/2" radius corners or square corners.



Offered in Ash, Cherry, Maple or Walnut materials.



**Wood Reverse Bevel Edge - 2"**

Edge of 2" wide solid wood designed with a reverse sloped edge with mitered corners.



Offered in Ash, Cherry, Maple or Walnut materials.

**Shipping Schedule**

**Standard Items**

Laminate, PVC Edge	3-5 WEEKS
Laminate, Wood Edge	3-5 WEEKS
Veneer, Wood Edge	6-8 WEEKS
Powder Coat Tops	4-6 WEEKS
KrystalCast® Tops	7-8 WEEKS

Contact Versteel for special lead time requests.

**Quality Standards**

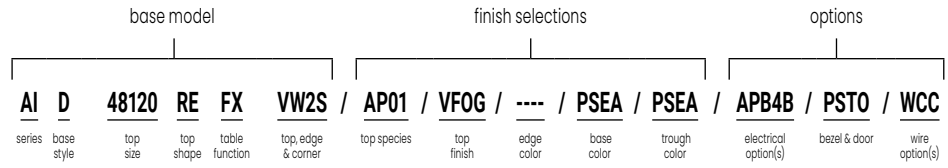
All Versteel table bases are constructed to pass the industry test standards set forth by BIFMA. For more detailed specifications by series and base style, contact Versteel Customer Service at 800.876.2120.



Manufacturer certifies that products meet or exceed applicable ANSI/BIFMA standards and testing.

**To Order, Specify...**

- 1 Model Number, include top and edge style
- 2 Top Material
  - a. Laminate manufacturer and color
  - b. Veneer species and finish color
  - c. Powder coat worksurface color
  - c. KrystalCast® color
- 3 Edge Color
- 4 Base Color
- 5 Trough Color
- 6 Additional Options

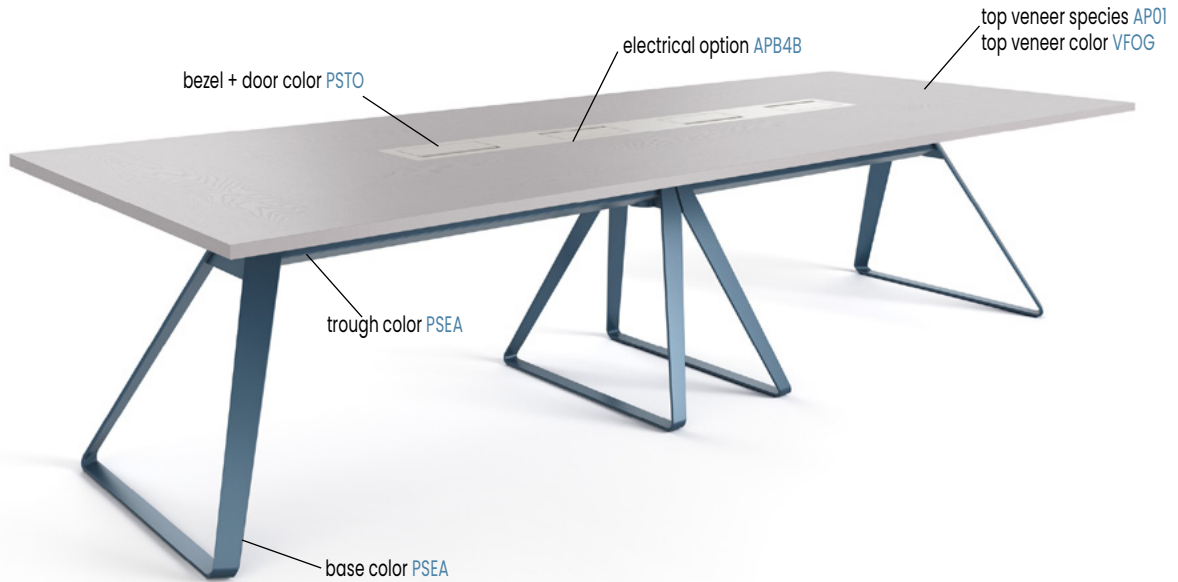


An **AID 48120REFX VW2S** is an Aerie series 48" x 120" rectangle table with fixed bases, a veneer 1 1/2" thick top with a wood flat edge and square corners.

The codes **AP01 / VFOG / PSEA / PSEA** specify an Ash top with a Fog finish, Seaside base color and Seaside trough color.

**APB4B / PSTO / WCC** adds power, Stone for the bezel and door color and a cable coil.

**Model Number AID 48120REFX VW2S**



**Orders may be sent via**

**Mailing Address**

Versteel  
2332 Cathy Lane  
Jasper IN 47546

**Contact Versteel**

**Email** contact@versteel.com  
**Phone** 800 876 2120  
812 634 2120  
**Fax** 812 482 9318

**Laminate**

Versteel's standard offering of laminates includes over 900 laminates from Formica, Nevamar, Pionite and Wilsonart.

Laminate manufacturers change standard offerings frequently, making it possible a standard product can become unavailable. Versteel cannot be responsible for any inconvenience this may cause.

**Veneer**

Aerie tables are available with plain sliced Ash, Cherry, Maple and Walnut veneers.

**Veneer Species**

Ash . . . . .	AP01	Maple. . . . .	MP01
Cherry . . . . .	CP01	Walnut . . . . .	WP01

**Veneer Finish**

**Ash**

Beach. . . . .	VBEA	Fog . . . . .	VFOG
Chestnut. . . . .	VCHE	Pebble . . . . .	VPEB
Drift . . . . .	VDRI	Whisper . . . . .	VWHI
Fawn . . . . .	VFAW		

**Cherry**

Blossom Cherry . . . . .	VBLC	Java Cherry. . . . .	VJAC
Cordovan Cherry . . . . .	VCNC	Millwork Cherry. . . . .	VMWC
Golden Cherry . . . . .	VGNC		

**Maple**

Caramel Maple . . . . .	VCMM	Sugar Maple . . . . .	VSUM
Solar Maple. . . . .	VSLM		

**Walnut**

Brighton Walnut . . . . .	VBRW	Natural Walnut. . . . .	VNAW
Espresso Walnut. . . . .	VESW		

**Powder Coat MDF Worksurface**

Offered in four standard colors, powder coated work surfaces are 100% recyclable with the lowest emissions of any surface in the industry. Since there is no edge banding all edges are seamless. Work surfaces with electrical can be specified with an etch design in the top.

**Powder Coat Worksurface Colors**

Coal. . . . .	DCOA	Thunder . . . . .	DTHU
Cotton . . . . .	DCOT	Vapor. . . . .	DVAP

Alternative colors may be specified. Contact Customer Service for quote.

**KrystalCast®**

KrystalCast® tops can be custom matched to over 3,500+ Benjamin Moore colors. With a conscious effort towards a more green product, KrystalCast® has focused its energy to create more sustainable and renewable products.

**PVC Edge Colors**

Absolute Acajou . . . . .	CABA	Nimbus. . . . .	CNIM
Alloy. . . . .	CALY	Pearl . . . . .	CPEA
Carbon. . . . .	CCAR	Platinum. . . . .	CPLA
Champagne . . . . .	CCHA	Pralines & Cream . . . . .	CPRC
Coconut . . . . .	CCOC	Shadow . . . . .	CSHA
Ebony. . . . .	CEBO	Snow . . . . .	CSNO
Florence Walnut . . . . .	CFLW	Stone . . . . .	CSTO
Fossil . . . . .	CFOS	Storm. . . . .	CSTM
Graphite . . . . .	CGRA	Whisper . . . . .	CWHI
Grey. . . . .	CGRE	White Linen . . . . .	CWHL
Kensington Maple. . . . .	CKEM		

**Wood Edge Species**

Ash . . . . .	.A01	Maple. . . . .	M01
Cherry . . . . .	.C01	Walnut . . . . .	W01

**Wood Edge Finishes**

**Ash**

Beach. . . . .	WBEA	Fog . . . . .	WFOG
Chestnut. . . . .	WCHE	Pebble . . . . .	WPEB
Drift . . . . .	WDRI	Whisper . . . . .	WWHI
Fawn . . . . .	WFAW		

**Cherry**

Blossom Cherry . . . . .	WBLC	Java Cherry. . . . .	WJAC
Cordovan Cherry . . . . .	WCNC	Millwork Cherry. . . . .	WMWC
Golden Cherry . . . . .	WGNC		

**Maple**

Caramel Maple . . . . .	WCMM	Sugar Maple . . . . .	WSUM
Solar Maple. . . . .	WSLM		

**Walnut**

Brighton Walnut . . . . .	WBRW	Natural Walnut. . . . .	WNAW
Espresso Walnut. . . . .	WESW		

**Powder Coat Finishes**

All powder coat finishes in the Versteel offering have been formulated with the use of epoxy, polyester or epoxy and polyester blends to maximize the finish durability.

**Powder Coat Finish Options**

Powder Coat – Standard . . . . .	n/c
Powder Coat – Premium . . . . .	\$158

**Base Powder Coat Colors**

Alloy . . . . .	.PALY	Mint . . . . .	.PMNT
Amethyst . . . . .	.PAME	Navy . . . . .	.PNAV
Anthracite . . . . .	.PANT	Nimbus . . . . .	.PNIM
Black Anodized . . . . .	.PBLA	Nutmeg . . . . .	.PNUT
Bronze . . . . .	.PBRO	Obsidian . . . . .	.POBS
Calypso . . . . .	.PCAL	Pacific . . . . .	.PPAC
Carbon . . . . .	.PCAR	Pearl . . . . .	.PPEA
Champagne . . . . .	.PCHA	Pebble . . . . .	.PPEB
Coconut . . . . .	.PCOC	Poppy . . . . .	.PPOP
◆ Copper . . . . .	.PCOP	◆ Raven . . . . .	.PRAV
Crimson . . . . .	.PCRI	Royal . . . . .	.PROY
◆ Crystal . . . . .	.PCRY	◆ Satin . . . . .	.PSAT
Daffodil . . . . .	.PDAF	Seaside . . . . .	.PSEA
Ebony . . . . .	.PEBO	Shipyard . . . . .	.PSHI
Forest . . . . .	.PFOR	Silver . . . . .	.PSIL
Fossil . . . . .	.PFOS	Snow . . . . .	.PSNO
◆ Garnet . . . . .	.PGAR	Stone . . . . .	.PSTO
◆ Gold . . . . .	.PGOL	Storm . . . . .	.PSTM
Graphite . . . . .	.PGRA	Terra Cotta . . . . .	.PTEC
● Hope . . . . .	.PHOP	Whisper . . . . .	.PWHI
Kelly Green . . . . .	.PKEG	White Linen . . . . .	.PWHL
◆ Matte . . . . .	.PMAT	Powder Coat Alternative .	.OPA
Mica . . . . .	.PMIC		

**Transparent Powder Coats (indicated by ◆)**

Please note that the transparent characteristics of these powders allow all natural welds and textures inherent to raw steel to be visible.

**Premium Powder Coats (indicated by ●)**

Versteel's premium process uses specially formulated powder coats for a truly unique color palette.

**Chrome**

Versteel applies a deep luster chrome plated finish. Chrome is the most durable finish available. Specify Chrome and add \$355 list per table up to 96" length. Add \$709 list per table over 96" length. Chrome is not available on the bezel, doors or trough.

Chrome . . . . . ECHR

**Nickel**

Versteel applies a nickel plated finish with a clear coat applied for durability.

Specify Nickel and add \$472 list per table up to 96" length. Add \$944 list per table over 96" length. Nickel is not available on the bezel, doors or trough.

Nickel . . . . . ENKL

**Bezel, Door & Trough Powder Coat Colors**

Alloy . . . . .	.PALY	Navy . . . . .	.PNAV
Amethyst . . . . .	.PAME	Nimbus . . . . .	.PNIM
Anthracite . . . . .	.PANT	Nutmeg . . . . .	.PNUT
Black Anodized . . . . .	.PBLA	Pearl . . . . .	.PPEA
Bronze . . . . .	.PBRO	Pebble . . . . .	.PPEB
Calypso . . . . .	.PCAL	Poppy . . . . .	.PPOP
Carbon . . . . .	.PCAR	Royal . . . . .	.PROY
Champagne . . . . .	.PCHA	Seaside . . . . .	.PSEA
Coconut . . . . .	.PCOC	Shipyard . . . . .	.PSHI
Crimson . . . . .	.PCRI	Silver . . . . .	.PSIL
Daffodil . . . . .	.PDAF	Snow . . . . .	.PSNO
Ebony . . . . .	.PEBO	Stone . . . . .	.PSTO
Forest . . . . .	.PFOR	Storm . . . . .	.PSTM
Fossil . . . . .	.PFOS	Terra Cotta . . . . .	.PTEC
Graphite . . . . .	.PGRA	Whisper . . . . .	.PWHI
● Hope . . . . .	.PHOP	White Linen . . . . .	.PWHL
Kelly Green . . . . .	.PKEG	Powder Coat Alternative .	.OPA
Mica . . . . .	.PMIC		
Mint . . . . .	.PMNT		

**Finish Reference & Samples**

For finish color reference, please refer to our website. Contact Versteel Customer Service to receive actual color samples for color matches and final color approval.

**Cable Coil™**

\$107 / each

Specify code **WCC** (Cable Coil), add \$107 list each

Only available on tables with a center base, the Cable Coil conducts wires from the underside of the top to the power and data source. It is attached to the undersurface of the top and hooks under the base ring.



Powder coat color is the same as the base color. If Chrome or Nickel are specified for the base then the Cable Coil will be Ebony.

**Wire Management Clips**

Standard / No Charge

Specify code *not applicable, standard / no charge*

Two wire management clips are sent with every table that is ordered with electrical. Clips are mounted to the leg so wires can be held in place.



**Magnetic Cable Claw**

\$30 / pair

Specify model **AMCC** (Magnetic Cable Claw), add \$30 list per pair

Able to hold 2.5 pounds, the Cable Claw, with an anti-slip traction pad, attaches and grips bundles of cables to steel surfaces. The black plastic Cable Claws have a dimensions of 0.75" x 0.65". Cable Claws should be ordered on a separate line item.



**Two-Piece Top (120")**

\$604 / table

Specify code **T2P** (Two-Piece Top), add \$604.00 list per table

Standard Versteel tables in lengths up to 120" are a seamless, single piece top. When the two-piece option is specified, the splice joint edge is unfinished, table shipped with necessary hardware. Any table over 120" long will be produced as a two-piece top.

**Top Custom Cutout**

\$115 / cutout

Specify code **TCC** (Top Custom Cutout), add \$115.00 list per cutout

Top Custom Cutout requires a drawing for production and is subject to approvals.

**Powder Coat Alternative****Call for quotation**

Specify code **OPA** (Powder Coat Alternative), add cost from Versteel quotation

Powder Coat Alternative is available from Versteel. The entire RAL color reference along with hundreds of other color and finishes are available.

For Powder Coat Alternative matching, you must supply a color reference sample, or an RAL number. Versteel will review the sample for possible existing colors available and send a sample for customer approval. If no color match exists, a custom match can be developed. Call Versteel Customer Service for associated upcharges on custom color development.

**NOTE** CUSTOM COLOR MATCHING APPROVALS MAY AFFECT STANDARD PRODUCTION SCHEDULES

**Special Laminate****Call for quotation**

Specify code **TSP** (Special Laminate), indicate the quoted charges per table

Special laminates and patterns can be specified as an option on Aerie. To specify, contact Versteel for availability and pricing.

**NOTE** LAMINATES IN STANDARD COLORS AND TEXTURES FROM FORMICA, NEVAMAR, PIONITE AND WILSONART ARE STANDARD

**CAUTION** LAMINATE MANUFACTURERS CHANGE STANDARD OFFERINGS FREQUENTLY, AND IT IS POSSIBLE THAT A STANDARD PRODUCT CAN BECOME UNAVAILABLE. VERSTEEL CANNOT BE RESPONSIBLE FOR ANY INCONVENIENCE THIS MAY CAUSE.

**Custom PVC Color Match****Call for quotation / one time charge per color, per order**

Specify code **OCF** (Custom PVC Color Match), add cost from Versteel quotation

PVC Color Match can be the selection of a color that is available from a Versteel supplier or a new custom color developed for the order. Minimum footage requirements mean that the amount of material needed for your order will effect the cost.

For PVC Color Matching you must supply a color reference sample. Versteel will review the sample for possible existing colors available and send a sample for customer approval. If no color match exists, a custom match will be developed and sampled for customer approval before a production schedule is established.

**NOTE** CUSTOM COLOR MATCHING APPROVALS MAY AFFECT STANDARD PRODUCTION SCHEDULES

**Stain Finish Match****\$957 / one time charge per finish, per order**

Specify code **OSM** (Stain Finish Match), add \$957.00 list per finish, per order

Alternative Stain Finishes are available for veneer and wood edged tops.

For Stain Finish Matching you must supply two 4" x 4" finish color and grain reference samples. An expertly finish matched sample will be provided for customer approval.

**NOTE** CUSTOM COLOR MATCHING APPROVALS MAY AFFECT STANDARD PRODUCTION SCHEDULES

**Veneer or Wood Edge Alternatives**

For veneer or wood edge requirements other than our standard plain sliced Ash, Cherry, Maple or Walnut, contact Versteel Customer Service with the specifications of the materials you would like to specify.

**NOTE** VENEER OR WOOD EDGE ALTERNATIVES APPROVAL MAY AFFECT STANDARD PRODUCTION SCHEDULES

**Wood Finish Alternatives**

Versteel finish has a natural grain fill level finish appearance, contact Versteel Customer Service for alternative fill levels. Coarse grain will require additional application steps for a full-fill grain appearance and will require a quote.

**NOTE** WOOD FINISH ALTERNATIVE APPROVAL MAY AFFECT STANDARD PRODUCTION SCHEDULES

**Table Top Alternatives**

Table tops can be produced in alternative top material if desired. Contact Versteel Customer Service for pricing and availability.

**Alternate Core Construction**

Alternate core constructions are available, including medium density fiberboard (MDF), honeycomb cores and cores that contain no urea formaldehyde. Contact Versteel Customer Service for pricing and availability.



**Aerie Power**

The flush mount electrical units can be specified with any standard powder coat (excluding Platinum and transparent) for the bezel and doors.

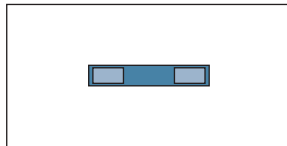
**SPECIFICATIONS**

- One 15 amp circuit, power infeed cord with standard grounded plug
- Surge protection
- Simplex matches faceplate/bezel

Please select desired power and data configuration from the options below. Power and data selections will be applied to all units.

- Dark Blue Bezel
- Light Blue Power Unit

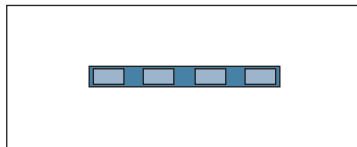
**48x96 Rectangle**



Specify code **APB2B** add \$2818 list per table  
Consists of four (4) power and four (4) USB A + USB C charging modules.

Specify code **APB2C** add \$2673 list per table  
Consists of six (6) power and two (2) USB A + USB C charging modules.

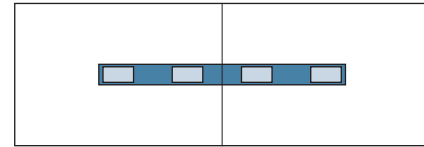
**48x120 Rectangle**



Specify code **APB4B** add \$5356 list per table  
Consists of eight (8) power and eight (8) USB A + USB C charging modules.

Specify code **APB4C** add \$5346 list per table  
Consists of twelve (12) power and four (4) USB A + USB C charging modules per unit.

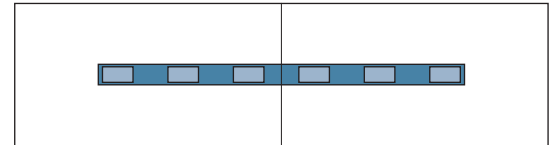
**48x140 and 48x160 Rectangle**



Specify code **APB2DB** add \$5635 list per table  
Consists of eight (8) power and eight (8) USB A + USB C charging modules.

Specify code **APB2DC** add \$5346 list per table  
Consists of twelve (12) power and four (4) USB A + USB C charging modules.

**48x180 and 48x200 Rectangle**



Specify code **APB3DB** add \$8452 list per table  
Consists of twelve (12) power and twelve (12) USB A + 10 USB C charging modules

Specify code **APB3DC** add \$8017 list per table  
Consists of eighteen (18) power and six (6) USB A + USB C charging modules.

**Unit Color**

MWCA	Matte White Faceplate, Clear AL Trim	n/c
MBCA	Matte Black Faceplate, Clear AL Trim	n/c



**Questions?**











800 876 2120

⊕ Indicates Number of Bases

edge ordering code (radius corner) >  
or  
edge ordering code (square corner) >  
top thickness >

edge ordering code (radius corner) >  
or  
edge ordering code (square corner) >  
top thickness >  
top thickness price >



top >  
edge >

	Laminate PVC	Laminate Wood	Laminate 2mm Acrylic	Laminate Wood	Veneer Wood	Veneer Wood		
	Flat  <b>LP2R</b> or <b>LP2S</b> 1 1/4"	Flat  <b>LW2R</b> or <b>LW2S</b> 1 1/4"	Reverse Bevel  <b>LMRA2R</b> or <b>LMRA2S</b> 1 1/4"	Reverse Bevel  <b>LWR2</b> 1 1/4"	Flat  <b>VW2S</b> 1 1/4"	Reverse Bevel  <b>VWR2</b> 1 1/4"		
	Fluted  <b>LPF2R</b> or <b>LPF2S</b> 1 1/4"	Fluted  <b>LWF2R</b> or <b>LWF2S</b> 1 1/4"			Fluted  <b>VWF2S</b> 1 1/4"			
	1 1/4"	1 1/4"	1 1/4"	1 1/4"	1 1/4"	1 1/4"		
Base Style	Table Description	Model #	Product Wt					
 AID	48 x 96 Fix	<b>AID 4896REFX</b>	340	3806	4437	6149	7347	13655
	48 x 120 Fix	<b>AID 48120REFX</b> ④	480	5471	6120	8119	9739	17237
	48 x 140 Fix	<b>AID 48140REFX</b> ④	542	6257	7343	10145	12388	20991
	48 x 160 Fix	<b>AID 48160REFX</b> ④	603	7329	8443	11599	13546	24316
	48 x 180 Fix	<b>AID 48180REFX</b> ④	679	7550	8818	12240	14726	27493
	48 x 200 Fix	<b>AID 48200REFX</b> ④	741	8070	9483	13246	15902	31595

**To Order, Specify...**

- ① Model Number
- ② Top Material
- ③ Edge Style and Thickness
- ④ Edge Color
- ⑤ Base Color
- ⑥ Trough Color
- ⑦ Additional Options



Powder Coat MDF	KrystalCast®
Reverse Bevel 	Knife 
<b>PMR2S</b> 1 1/4"	<b>KMKB2S</b> 1 1/4"
1 1/4"	1 1/4"
5918	21596
7914	27419
9571	33151
10131	42549
10711	42625
11768	53510

**Finish Options**

	Code	Price
Chrome (to 96" length) .....		\$ 355
Chrome (over 96" length) .....		\$ 709
Nickel (to 96" length) .....		\$ 472
Nickel (over 96" length) .....		\$ 944
Powder Coat, Standard .....		n/c
Powder Coat, Premium .....		\$ 158

**Top Options**

2-Piece Top (120" length only) .....	T2P	\$ 604
Special Laminate .....	TSP	call
Custom Cutout (per cutout) .....	TCC	\$ 115

**Power**

See page 45 or the Power + Data Price List

**Wire Management Options**

Cable Coil .....	WCC	\$ 107
Magnetic Cable Claw (1 pair) .....	AMCC	\$ 30



**Questions?**

800 876 2120

⊕ Indicates Number of Bases

edge ordering code (square corner) >  
top thickness >

top >  
edge >


Powder Coat  
MDF

Reverse Bevel



**PMR2S**  
1 1/4"

top thickness price >  
1 1/4"

Base Style	Table Description	Model #	Product Wt	Price
 AID	48 x 96 Fix	<b>AID 4896REFX SD</b>	340	7533
	48 x 120 Fix	<b>AID 48120REFX SD ③</b>	480	9595
	48 x 140 Fix	<b>AID 48140REFX SD ③</b>	542	11345
	48 x 160 Fix	<b>AID 48160REFX SD ③</b>	603	12869
	48 x 180 Fix	<b>AID 48180REFX SD ③</b>	679	13451
	48 x 200 Fix	<b>AID 48200REFX SD ③</b>	741	15961

Above models only available when power is specified

**To Order, Specify...**

- ① Model Number
- ② Top Material
- ③ Edge Style and Thickness
- ④ Edge Color
- ⑤ Base Color
- ⑥ Trough Color
- ⑦ Additional Options



**Finish Options**

	<b>Code</b>	<b>Price</b>
Chrome (to 96" length).....		\$ 355
Chrome (over 96" length).....		\$ 709
Nickel (to 96" length).....		\$ 472
Nickel (over 96" length).....		\$ 944
Powder Coat, Standard.....		n/c
Powder Coat, Premium.....		\$ 158

**Top Options**

2-Piece Top (120" length only).....	T2P	\$ 604
Custom Cutout (per cutout).....	TCC	\$ 115

**Power**

See page 45 or the Power + Data Price List

**Wire Management Options**

Cable Coil.....	WCC	\$ 107
Magnetic Cable Claw (1 pair).....	AMCC	\$ 30

All prices are delivered list price effective with date printed on cover and supersedes all other published price lists. Versteel reserves the right to change prices or specifications without prior notice. Orders are accepted subject to price prevailing at time of shipment.

**versteel.com**  
Made in America  
800 876 2120