

Price List

JUMP TO PRICING [CLICK HERE](#)

TABLES



VERSTEEL



Tops

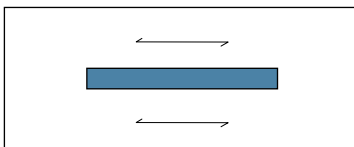
Laminate tables are available with square or radius corners. Veneer, powder coat MDF and KrystalCast® tops are standard with square corners. Powder coat tops are available with an etch design in the top when specified with electrical. All table tops are 1 1/4" thick.

Features

Table height is 29" with 1 1/2" diameter non-adjustable gripping pad glides. Flush mount electrical is available in the top, see page 45 for additional information.

Laminate and Veneer, Standard Core Construction


The standard top construction consists of 45-50 lb particleboard, surfaced with a high pressure laminate or plain sliced veneer face. A backer sheet is laminated to the underside of the top. Tops are shipped pre-drilled for field installation of bases and accessories.




Plain Sliced Veneer

Powder Coat Core Construction

The standard top construction consists of 46 pcf medium-density fiberboard with a 22.5 degree reverse bevel and an ultra matte finish. Tops are shipped predrilled for field installation of bases and accessories. Tops specified with power can be ordered with or without an etch design surface detail. Tables without power are not available with the etch design. Pricing for tables without the etch design can be found on pages 30 and 31. Pricing for tables with the etch design can be found on page 32.



No Etch Design



Etch Design (Surface Detail)

KrystalCast® Core Construction

The standard top construction consists of 1/4" KrystalCast® bonded to 1" MDF with a 60 degree black knife edge.



PVC Flat or Fluted Edge

Edge of 2mm PVC hot melt banded to the top with 1/8" radius at the top and bottom. Available with 1 1/2" radius corners or square corners.



Offered in twenty-one (21) standard colors.



Reverse Bevel Acrylic

Edge of 2mm acrylic edge banding hot melt banded to MDF core. A reverse bevel is then cut into the edge exposing the MDF on the reverse bevel. The MDF is then clear coated.



Wood Flat or Fluted Edge

Wood banding hot melt banded to the top with 1/8" radius at the top and bottom. Available with 1 1/2" radius corners or square corners.



Offered in Ash, Cherry, Maple or Walnut materials.



Wood Reverse Bevel Edge - 2"

Edge of 2" wide solid wood designed with a reverse sloped edge with mitered corners.



Offered in Ash, Cherry, Maple or Walnut materials.

Shipping Schedule

Standard Items

Laminate, PVC Edge	3-5 WEEKS
Laminate, Wood Edge	3-5 WEEKS
Veneer, Wood Edge	6-8 WEEKS
Powder Coat Tops	4-6 WEEKS
KrystalCast® Tops	7-8 WEEKS

Contact Versteel Customer Service for special lead time requests.

BIFMA

All Versteel products are constructed to pass the relevant ANSI/BIFMA standards. For more detailed specifications by series and base style, contact Versteel Customer Service at 800.876.2120.

Additional information regarding warranty, terms and conditions, shipping, care and maintenance, etc. can be found in the All Tables price list.

To Order, Specify...

- 1 Model Number, include top and edge style
- 2 Top Material
 - a. Laminate manufacturer and color
 - b. Veneer species and finish color
 - c. Powder coat worksurface color
 - c. KrystalCast® color
- 3 Edge Color
- 4 Base Color
- 5 Trough Color
- 6 Additional Options

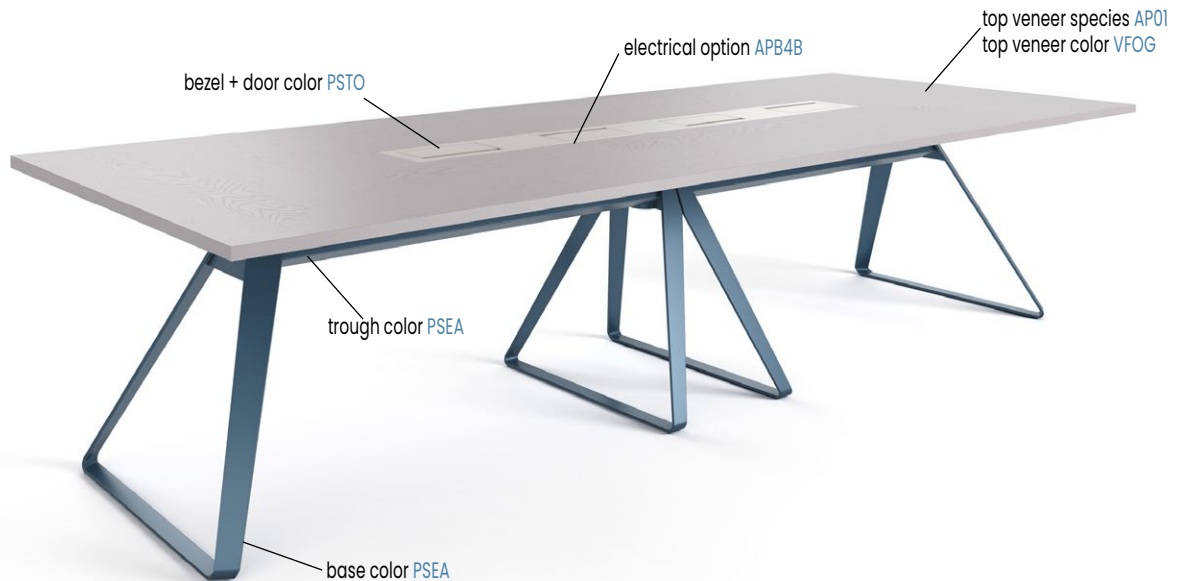
base model					finish selections					options			
AI	D	48120	RE	FX	VW2S	AP01	VFOG	----	PSEA	PSEA	APB4B	PSTO	WCC
series	base style	top size	top shape	table function	top, edge & corner	top species	top finish	edge color	base color	trough color	electrical option(s)	bezel & door	wire option(s)

An **AID 48120REFX VW2S** is an Aerie series 48" x 120" rectangle table with fixed bases, a veneer 1 1/2" thick top with a wood flat edge and square corners.

The codes **AP01 / VFOG / PSEA / PSEA** specify an Ash top with a Fog finish, Seaside base color and Seaside trough color.

APB4B / PSTO / WCC adds power, Stone for the bezel and door color and a cable coil.

Model Number **AID 48120REFX VW2S**


Orders may be sent via
Mailing Address

Versteel
 2332 Cathy Lane
 Jasper IN 47546

Contact Versteel

Email contact@versteel.com
Phone 800 876 2120
 812 634 2120
Fax 812 482 9318

Laminate

Versteel's standard offering of laminates includes over 900 laminates from Formica, Nevamar, Pionite and Wilsonart.

Laminate manufacturers change standard offerings frequently, making it possible a standard product can become unavailable. Versteel cannot be responsible for any inconvenience this may cause.

Veneer

Aerie tables are available with plain sliced Ash, Cherry, Maple and Walnut veneers.

Veneer Species

Ash	AP01	Maple.	MP01
Cherry	CP01	Walnut	WP01

Veneer Finish

Ash

Beach.	VBEA	Fog	VFOG
Chestnut.	VCHE	Pebble	VPEB
Drift	VDRI	Whisper	VWHI
Fawn	VFAW		

Cherry

Blossom Cherry	VBLC	Java Cherry.	VJAC
Cordovan Cherry	VCNC	Millwork Cherry.	VMWC
Golden Cherry	VGNC		

Maple

Caramel Maple	VCMM	Sugar Maple	VSUM
Solar Maple.	VSLM		

Walnut

Brighton Walnut	VBRW	Natural Walnut.	VNAW
Espresso Walnut.	VESW		

Powder Coat MDF Worksurface

Offered in four standard colors, powder coated work surfaces are 100% recyclable with the lowest emissions of any surface in the industry. Since there is no edge banding all edges are seamless. Work surfaces with electrical can be specified with an etch design in the top.

Powder Coat Worksurface Colors

Coal.	DCOA	Thunder	DTHU
Cotton	DCOT	Vapor.	DVAP

Alternative colors may be specified. Contact Customer Service for quote.

KrystalCast®

KrystalCast® tops can be custom matched to over 3,500+ Benjamin Moore colors. With a conscious effort towards a more green product, KrystalCast® has focused its energy to create more sustainable and renewable products.

PVC Edge Colors

Absolute Acajou	CABA	Nimbus.	CNIM
Alloy.	CALY	Pearl	CPEA
Carbon.	CCAR	Platinum.	CPLA
Champagne	CCHA	Pralines & Cream	CPRC
Coconut	CCOC	Shadow	CSHA
Ebony.	CEBO	Snow	CSNO
Florence Walnut	CFLW	Stone	CSTO
Fossil	CFOS	Storm.	CSTM
Graphite	CGRA	Whisper	CWHI
Grey.	CGRE	White Linen	CWHL
Kensington Maple.	CKEM		

Wood Edge Species

AshA01	Maple.	M01
CherryC01	Walnut	W01

Wood Edge Finishes

Ash

Beach.	WBEA	Fog	WFOG
Chestnut.	WCHE	Pebble	WPEB
Drift	WDRI	Whisper	WWHI
Fawn	WFAW		

Cherry

Blossom Cherry	WBLC	Java Cherry.	WJAC
Cordovan Cherry	WCNC	Millwork Cherry.	WMWC
Golden Cherry	WGNC		

Maple

Caramel Maple	WCMM	Sugar Maple	WSUM
Solar Maple.	WSLM		

Walnut

Brighton Walnut	WBRW	Natural Walnut.	WNAW
Espresso Walnut.	WESW		

Powder Coat Finishes

All powder coat finishes in the Versteel offering have been formulated with the use of epoxy, polyester or epoxy and polyester blends to maximize the finish durability.

Powder Coat Finish Options

- Powder Coat – Standardn/c
- Powder Coat – Premium. \$165

Base Powder Coat Colors

- Alloy. **.PALY** ◆ Matte. **.PMAT**
- Amethyst **.PAME** Mica. **.PMIC**
- Anthracite. **.PANT** Mint **.PMNT**
- Black Anodized. **.PBLA** Navy **.PNAV**
- Bronze **.PBRO** Nimbus. **.PNIM**
- Calypso **.PCAL** Nutmeg **.PNUT**
- Carbon. **.PCAR** ◆ Pacific **.PPAC**
- Champagne **.PCHA** Pearl **.PPEA**
- Coconut **.PCOC** Pebble **.PPEB**
- ◆ Copper. **.PCOP** Poppy. **.PPOP**
- Crimson **.PCRI** ◆ Raven. **.PRAV**
- ◆ Crystal **.PCRY** Royal **.PROY**
- Daffodil. **.PDAF** Seaside **.PSEA**
- Ebony. **.PEBO** Shipyard **.PSHI**
- Forest. **.PFOR** Silver **.PSIL**
- Fossil **.PFOS** Snow **.PSNO**
- ◆ Garnet **.PGAR** Stone **.PSTO**
- ◆ Gold. **.PGOL** Storm. **.PSTM**
- Graphite **.PGRA** Terra Cotta **.PTEC**
- Ⓟ Hope **.PHOP** Whisper **.PWHI**
- Kelly Green **.PKEG** White Linen **.PWHL**
- Powder Coat Alternative . **.OPA**

Transparent Powder Coats (indicated by ◆)

Please note that the transparent characteristics of these powders allow all natural welds and textures inherent to raw steel to be visible.

Premium Powder Coats (indicated by Ⓟ)

Versteel’s premium process uses specially formulated powder coats for a truly unique color palette.

Chrome

Versteel applies a deep luster chrome plated finish. Chrome is the most durable finish available. Specify Chrome and add \$370 list per table up to 96” length. Add \$738 list per table over 96” length. Chrome is not available on the bezel, doors or trough.

- Chrome **ECHR**

Nickel

Versteel applies a nickel plated finish with a clear coat applied for durability.

Specify Nickel and add \$491 list per table up to 96” length. Add \$982 list per table over 96” length. Nickel is not available on the bezel, doors or trough.

- Nickel **ENKL**

Bezel, Door & Trough Powder Coat Colors

- Alloy. **.PALY** Navy **.PNAV**
- Amethyst **.PAME** Nimbus. **.PNIM**
- Anthracite. **.PANT** Nutmeg **.PNUT**
- Black Anodized. **.PBLA** Pearl **.PPEA**
- Bronze **.PBRO** Pebble **.PPEB**
- Calypso **.PCAL** Poppy. **.PPOP**
- Carbon. **.PCAR** Royal **.PROY**
- Champagne **.PCHA** Seaside **.PSEA**
- Coconut **.PCOC** Shipyard **.PSHI**
- Crimson **.PCRI** Silver **.PSIL**
- Daffodil. **.PDAF** Snow **.PSNO**
- Ebony. **.PEBO** Stone **.PSTO**
- Forest. **.PFOR** Storm. **.PSTM**
- Fossil **.PFOS** Terra Cotta **.PTEC**
- Graphite **.PGRA** Whisper **.PWHI**
- Ⓟ Hope **.PHOP** White Linen **.PWHL**
- Kelly Green **.PKEG** Powder Coat Alternative . **.OPA**
- Mica. **.PMIC**
- Mint **.PMNT**

Finish Reference & Samples

For finish color reference, please refer to our website. Contact Versteel Customer Service to receive actual color samples for color matches and final color approval.

Special Laminate**Call for quotation**

Specify code **TSP** (*Special Laminate*), indicate the quoted charges per table

Special laminates and patterns can be specified as an option. To specify, contact Versteel for availability and pricing.

NOTE LAMINATES IN STANDARD COLORS AND TEXTURES FROM FORMICA, NEVAMAR, PIONITE AND WILSONART ARE STANDARD

CAUTION LAMINATE MANUFACTURERS CHANGE STANDARD OFFERINGS FREQUENTLY, MAKING IT POSSIBLE A STANDARD PRODUCT CAN BECOME UNAVAILABLE. VERSTEEL CANNOT BE RESPONSIBLE FOR ANY INCONVENIENCE THIS MAY CAUSE.

Custom PVC Color Match**Call for quotation / one time charge per color, per order**

Specify code **OCF** (*Custom PVC Color Match*), add cost from Versteel quotation

PVC Color Match can be the selection of a color that is available from a Versteel supplier or a new custom color developed for the order. Minimum footage requirements mean that the amount of material needed for your order will effect the cost.

For PVC Color Matching you must supply a color reference sample. Versteel will review the sample for possible existing colors available and send a sample for customer approval. If no color match exists, a custom match will be developed and sampled for customer approval before a production schedule is established.

Powder Coat Alternative**Call for quotation**

Specify code **OPA** (*Powder Coat Alternative*), add cost from Versteel quotation

Powder Coat Alternative is available from Versteel. The entire RAL color reference along with hundreds of other color and finishes are available.

For Powder Coat Alternative matching, you must supply a color reference sample, or an RAL number. Versteel will review the sample for possible existing colors available and send a sample for customer approval. If no color match exists, a custom match can be developed. Call Versteel Customer Service for associated upcharges on custom color development.

Stain Finish Match**\$996 / one time charge per finish, per order**

Specify code **OSM** (*Stain Finish Match*), add \$996.00 list per finish, per order

Alternative Stain Finishes are available for veneer and wood edged tops.

For Stain Finish Matching you must supply two 4" x 4" finish color and grain reference samples. An expertly finish matched sample will be provided for customer approval.

Veneer and Wood Edge Alternatives**Call for quotation**

For veneer and wood edge requirements other than the standard plain sliced Ash, Cherry, Maple and Walnut, contact Versteel Customer Service. Versteel is adept at working with a host of domestic and exotic materials. From inlays, figures, pie cuts and special edge profiles, to custom fill levels and sheens, each top is created using the best of technology and old world craftsmanship. The items you only imagined or expected to only be available from a millwork shop are now just another part of your Versteel order. Call Versteel Customer Service for availability and quotation.

Wood Finish Alternatives**Call for quotation**

When veneer tables are required to have a finish other than the standard natural grain fill level finish appearance, semi-filled or full-filled finishes are available by requesting a quote from Versteel. Call Versteel Customer Service for availability and quotation Table Top Alternatives

Table Top and Edge Alternatives

Table tops and/or edges can be produced in alternative materials if desired. Contact Versteel Customer Service for pricing and availability.

Alternate Core Construction

Alternate core constructions are available, including medium density fiberboard (MDF), and cores that contain no urea formaldehyde. Contact Versteel Customer Service for pricing and availability.

NOTE CUSTOMS OR ALTERNATIVES MAY AFFECT STANDARD PRODUCTION SCHEDULES

Cable Coil™**\$112 / each***Specify code WCC (Cable Coil), add \$112 list each*

The Cable Coil conducts wires from the underside of the top to the power and data source. It is attached to a connection ring located under the surface of the top. On 96" long tables the ring is located in the center of the stretcher. For longer tables with three bases, it will be attached to the middle base. Powder coat color is the same as the base color. If Chrome or Nickel are specified for the base then the Cable Coil will be Ebony.

**Wire Management Clips****Standard / No Charge***Specify code not applicable, standard / no charge*

Two wire management clips are sent with every table that is ordered with electrical. Clips are mounted to the leg so wires can be held in place.

**Magnetic Cable Claw****\$32 / pair***Specify model AMCC (Magnetic Cable Claw), add \$32 list per pair*

Able to hold 2.5 pounds, the Cable Claw, with an anti-slip traction pad, attaches and grips bundles of cables to steel surfaces. The black plastic Cable Claws have a dimensions of 0.75" x 0.65". Cable Claws should be ordered on a separate line item.

**Two-Piece Top (120")****\$629 / table***Specify code T2P (Two-Piece Top), add \$629.00 list per table*

Standard Versteel tables in lengths up to 120" are a seamless, single piece top. When the two-piece option is specified, the splice joint edge is unfinished, table shipped with necessary hardware. Any table over 120" long will be produced as a two-piece top.

Top Custom Cutout**\$120 / cutout***Specify code TCC (Top Custom Cutout), add \$120.00 list per cutout*

Top Custom Cutout requires a drawing for production and is subject to approvals.

Aerie Power

The flush mount electrical units can be specified with any standard powder coat (excluding Platinum and transparent) for the bezel and doors.

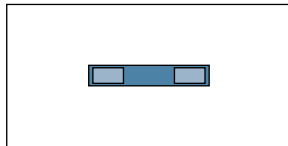
SPECIFICATIONS

- One 15 amp circuit, power infeed cord with standard grounded plug
- Surge protection
- Simplex matches faceplate/bezel

Please select desired power and data configuration from the options below. Power and data selections will be applied to all units.

- Dark Blue Bezel
- Light Blue Power Unit

48x96 Rectangle



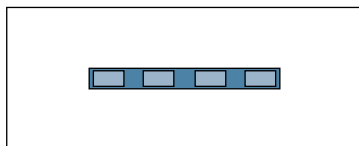
Specify code **APB2B** add \$2931 list per table

Consists of four (4) power and four (4) USB A + USB C charging modules.

Specify code **APB2C** add \$2780 list per table

Consists of six (6) power and two (2) USB A + USB C charging modules.

48x120 Rectangle



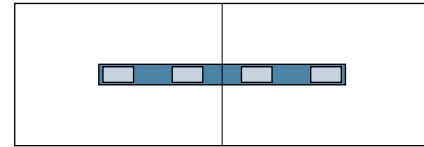
Specify code **APB4B** add \$5861 list per table

Consists of eight (8) power and eight (8) USB A + USB C charging modules.

Specify code **APB4C** add \$5560 list per table

Consists of twelve (12) power and four (4) USB A + USB C charging modules per unit.

48x140 and 48x160 Rectangle



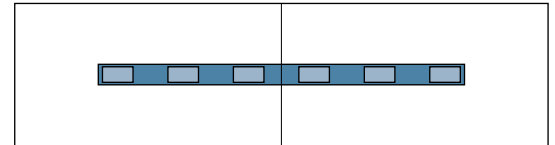
Specify code **APB2DB** add \$5861 list per table

Consists of eight (8) power and eight (8) USB A + USB C charging modules.

Specify code **APB2DC** add \$5560 list per table

Consists of twelve (12) power and four (4) USB A + USB C charging modules.

48x180 and 48x200 Rectangle



Specify code **APB3DB** add \$8791 list per table

Consists of twelve (12) power and twelve (12) USB A + USB C charging modules

Specify code **APB3DC** add \$8338 list per table

Consists of eighteen (18) power and six (6) USB A + USB C charging modules.

Unit Color

- | | | |
|------|--------------------------------------|-----|
| MWCA | Matte White Faceplate, Clear AL Trim | n/c |
| MBCA | Matte Black Faceplate, Clear AL Trim | n/c |



Questions?










800 876 2120


⊕ Indicates Number of Bases

edge ordering code (radius corner) >
or
edge ordering code (square corner) >
top thickness >

edge ordering code (radius corner) >
or
edge ordering code (square corner) >
top thickness >
top thickness price >

top >
edge >

Laminate PVC	Laminate Wood	Laminate 2mm Acrylic	Laminate Wood	Veneer Wood	Veneer Wood
Flat  LP2R or LP2S 1 1/4"	Flat  LW2R or LW2S 1 1/4"	Reverse Bevel  LMRA2R or LMRA2S 1 1/4"	Reverse Bevel  LWR2 1 1/4"	Flat  VW2S 1 1/4"	Reverse Bevel  VWR2 1 1/4"
Fluted  LPF2R or LPF2S 1 1/4"	Fluted  LWF2R or LWF2S 1 1/4"			Fluted  VWF2S 1 1/4"	
1 1/4"	1 1/4"		1 1/4"	1 1/4"	1 1/4"



Base Style	Table Description	Model #	Product Wt
 AID	48 x 96 Fix	AID 4896REFX	340
	48 x 120 Fix	AID 48120REFX ④	480
	48 x 140 Fix	AID 48140REFX ④	542
	48 x 160 Fix	AID 48160REFX ④	603
	48 x 180 Fix	AID 48180REFX ④	679
	48 x 200 Fix	AID 48200REFX ④	741

3959	4615	6395	7641	14202
5690	6365	8444	10129	17927
6508	7637	10551	12884	21831
7623	8781	12063	14088	25289
7852	9171	12730	15316	28593
8393	9863	13776	16539	32859

To Order, Specify...

- ① Model Number
- ② Top Material
- ③ Edge Style and Thickness
- ④ Edge Color
- ⑤ Base Color
- ⑥ Trough Color
- ⑦ Additional Options



Powder Coat MDF	KrystalCast®
Reverse Bevel 	Knife 
PMR2S 1 1/4"	KMKB2S 1 1/4"
1 1/4"	1 1/4"
6155	22460
8231	28516
9954	34478
10537	44251
11140	44330
12239	55651

Finish Options

	Code	Price
Chrome (to 96" length)		\$ 370
Chrome (over 96" length)		\$ 738
Nickel (to 96" length)		\$ 491
Nickel (over 96" length)		\$ 982
Powder Coat, Standard		n/c
Powder Coat, Premium		\$ 165

Top Options

2-Piece Top (120" length only)	T2P	\$ 629
Special Laminate	TSP	call
Custom Cutout (per cutout)	TCC	\$ 120

Power

See page 29 or the Power + Data Price List

Wire Management Options

Cable Coil	WCC	\$ 112
Magnetic Cable Claw (1 pair)	AMCC	\$ 32

Aerie
Rectangle
Surface Detail



VERSTEEL

Questions?

800 876 2120

⊕ Indicates Number of Bases

edge ordering code (square corner) >
top thickness >

top >
edge >

Powder Coat
MDF


Reverse Bevel



PMR2S
1 1/4"

top thickness price >

1 1/4"

Base Style	Table Description	Model #	Product Wt	
 AID	48 x 96 Fix	AID 4896REFX SD	340	7835
	48 x 120 Fix	AID 48120REFX SD ③	480	9979
	48 x 140 Fix	AID 48140REFX SD ③	542	11799
	48 x 160 Fix	AID 48160REFX SD ③	603	13384
	48 x 180 Fix	AID 48180REFX SD ③	679	13990
	48 x 200 Fix	AID 48200REFX SD ③	741	16600

Above models only available when power is specified

To Order, Specify...

- ① Model Number
- ② Top Material
- ③ Edge Style and Thickness
- ④ Edge Color
- ⑤ Base Color
- ⑥ Trough Color
- ⑦ Additional Options



Finish Options

	Code	Price
Chrome (to 96" length).....		\$ 370
Chrome (over 96" length).....		\$ 738
Nickel (to 96" length).....		\$ 491
Nickel (over 96" length).....		\$ 982
Powder Coat, Standard.....		n/c
Powder Coat, Premium.....		\$ 165

Top Options

2-Piece Top (120" length only).....	T2P	\$ 629
Custom Cutout (per cutout).....	TCC	\$ 120

Power

See page 29 or the Power + Data Price List

Wire Management Options

Cable Coil.....	WCC	\$ 112
Magnetic Cable Claw (1 pair).....	AMCC	\$ 32

All prices are delivered list price effective with date printed on cover and supersedes all other published price lists. Versteel reserves the right to change prices or specifications without prior notice. Orders are accepted subject to price prevailing at time of shipment.

versteel.com
Made in America
800 876 2120