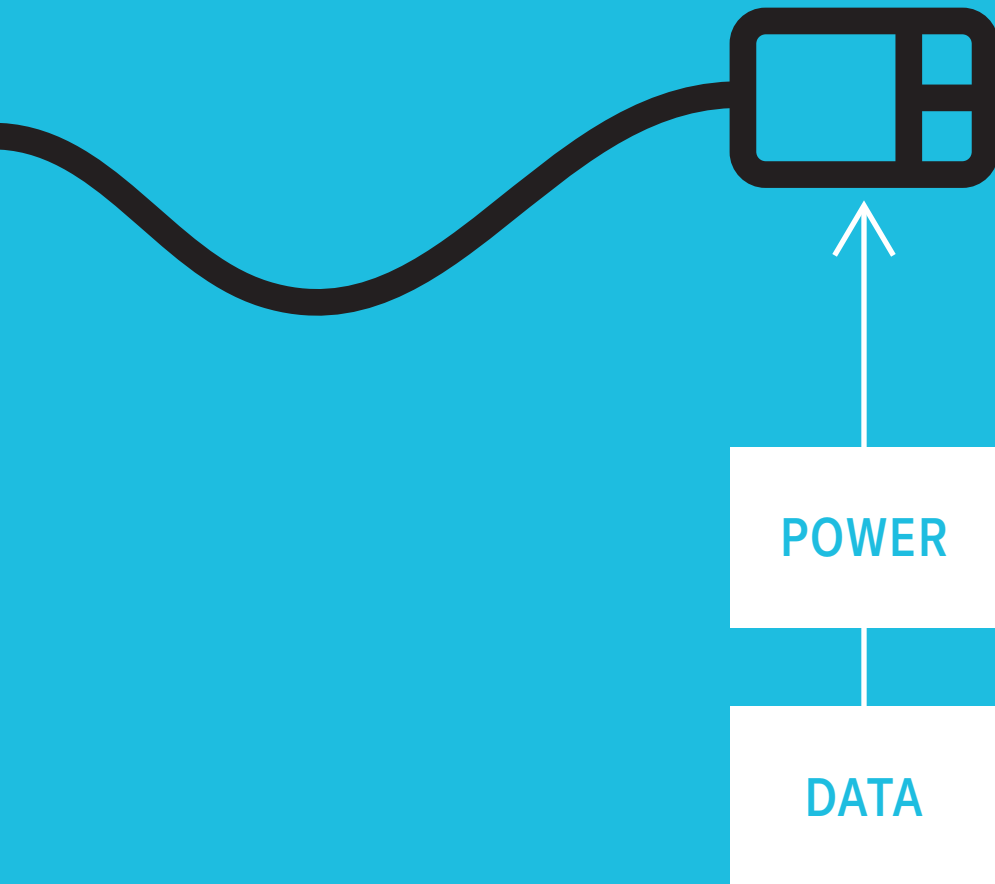


Price List

JUMP TO PRICING [CLICK HERE](#)



VERSTEEL

Prices

All prices are list price, effective with date printed on cover, and supersedes all other published price lists. Orders within the 48 contiguous United States will be assessed a freight charge based on a percentage of the total list price, or a flat rate of \$300, whichever is greater. A minimum charge of \$400 will apply to all shipments to Canada. Fees will be calculated using the zone map located on page 39. Normal delivery is on a dock-to-dock basis. Additional charges may apply on special requests noted on the customer's purchase order such as inside delivery, "call before," etc. Versteel reserves the right to change prices, shipping fees, or specifications without prior notice. Orders are accepted subject to price prevailing at time of shipment.

Acknowledgement

Orders are accepted, manufactured, and invoiced in accordance with the acknowledgement. Notify Versteel immediately of any discrepancies. Acknowledged orders may not be cancelled or modified without written consent from Versteel.

Orders

All orders must be received in writing, accompanied by final material and finish specifications for order entry.

Contact Versteel

Email	contact@versteel.com
Telephone	800 876 2120 812 634 2120
Fax	812 482 9318

Mailing Address

Versteel
2332 Cathy Lane
Jasper, IN 47546

Faxed orders are accepted. Duplicate orders that are received by mail (after having been faxed) and not marked "Confirmation" are the responsibility of the customer.

Telephone orders must be confirmed in writing within 24 hours, marked "Confirmation." Duplicate orders not marked "Confirmation" are the responsibility of the customer.

Credit

You are requested to enclose one bank reference and three trade references with your initial order.

Credit Cards

Versteel accepts Mastercard, Visa & AMEX credit card payment for invoiced sales. Credit card information must be presented along with the Sales Order (with a signed Credit Card Authorization Form attached). There is no cash discount extended to credit card orders. Credit cards will be charged at time of shipment. A processing fee will be applied for all credit card purchases. Processing fee will not be applied to GSA or contract orders. Versteel will not accept credit cards for payment of account balances.

Changes or Cancellation

Any change or cancellation to an order must be submitted in writing and confirmed by Versteel Customer Service before the change or cancellation is effective. Due to short lead times, any change or cancellation may result in charges if materials have entered the production process.

Packaging

Versteel has no crate or packaging charge on standard products. All items are packaged to ensure delivery in excellent condition under normal handling by freight personnel. Versteel reserves the right to bulk pack or skid load tops in large quantities.

Shipping

Normal delivery is on a dock-to-dock basis, F.O.B. Versteel's factory in Jasper, Indiana. Special requests such as inside delivery, "call before," etc. should be noted on the customer's purchase order and are subject to additional charges. See freight program on page 39 for shipping charges.

Orders shipping outside of the contiguous 48 United States will have shipping quoted as a separate item.

FOB ORIGIN, FREIGHT PREPAID

Versteel
2332 Cathy Lane
Jasper, IN 47546

Shipping Damage Claims or Shortages

Legal title of merchandise passes to the buyer upon acceptance of the carrier. All cartons must be carefully inspected upon delivery. Visibly damaged product should not be accepted from the carrier until the damage is noted on delivery receipt. Versteel will not accept responsibility if the delivery receipt is signed as "clear". Retain any damaged goods and take photos for claim filing purposes. Details of visible damage should be noted on the delivery receipt. Shortages must be noted on the bill of lading prior to accepting the shipment.

Concealed Damage

If concealed damage is discovered, the receiver must notify the freight carrier within five (5) business days from receipt of the product(s). For claim consideration the receiver must request an inspection of the damaged goods by the carrier. All damaged product and packaging should be retained and photos taken for claim filing use. Inspections must occur at the original delivery point to be considered for claim submittal. Reports of concealed damage after five (5) business days will not be considered.

Partial Shipments

Versteel makes every attempt to ship orders complete and on schedule. However, we reserve the right to make partial shipments as product is ready, in an effort to get your order to you as quickly as possible. Invoices covering these shipments are to be paid as they become due.

Returns

No return merchandise will be accepted without Versteel's written consent and shipping instructions. Unauthorized returns will not be accepted.

Terms

Terms are 1%, 10 days, net 30 days from date of invoice.

Force Majeure

Versteel shall be excused from the duty to render timely performance of any obligation hereunder if such inability to perform is caused directly or indirectly by act of God, flood, war, riot, fire, accident, explosion, strikes or labor trouble, act of government, delay or default by a subcontractor or supplier of materials or services, transportation difficulty or delay, the existence of any circumstances making performance commercially impracticable or any other cause beyond Versteel's reasonable control. Buyer's obligation to make any payment due and owing to Versteel shall not be excused for any reason whatsoever.

Oversized Shipping Fee

Orders received for items or tops greater than 94" in length will receive a \$250 net oversized shipping fee per order. Fee not applied to orders with multi-piece tops where each section is less than 94" in length.

Warranty

All table and seating products manufactured by Versteel are guaranteed by a Lifetime Warranty against defects in materials and workmanship from the date of purchase. Products manufactured/adapted for use in a Pavilion or Pop-Up setting are covered under a three (3) year warranty against defects in materials and workmanship from date of purchase.

Electrical items manufactured by Versteel are guaranteed against defect for a period of five (5) years from date of purchase.

Electrical items not manufactured by Versteel are covered by the manufacturers under their specified warranty.

Consumables such as gas cylinders, casters and glides are covered for a period of one (1) year. Adjustable height bases with crank and counterbalanced components are covered under a two (2) year warranty. Versteel will not cover labor costs associated with replacing the casters or glides.

Wood veneer is warranted for a period of ten (10) years. Natural variations in grain, color or texture of wood should not be construed as defects under this warranty.

Versteel will replace or repair (at our discretion) without cost to our customers any item manufactured by Versteel found to be defective as a result of defective material or workmanship and is still owned by the original purchaser. We will not, however, repair any item which is not properly installed, maintained, is abused or subject to any use other than that which was originally intended. Warranty does not cover normal wear and tear of the product, which is expected over the course of ownership. In no event shall liability under this warranty exceed the original purchase price.

Pavilion and Pop-Up products must be covered and out of direct sunlight. Use location must be a minimum of 100 miles from saltwater.

Warranty on plastic laminates, solid surface materials and upholstery is not covered by Versteel but is covered by each manufacturer under their specified warranty only. All foams, fabrics and vinyls are prone to stretch and loosen over time through normal use. This natural effect, called puddling, is covered for a period of one (1) year from the date of purchase.

There are no other warranties expressed or implied.

Objective

It is the objective of Versteel to adhere to Federal, State and local laws and codes, ordinances and regulations as may be applicable to control environmental risks, prevent harm to the public health and welfare, and to preserve our natural resources. Versteel acknowledges the necessity of commitment and hereby commits its resources of all levels of its management and all employees of the company to accomplish this objective.

Policy Statement

Each Versteel facility has the responsibility to:

Develop environmental policies which implement regulatory compliance requirements and provide management guidance and support with applicable environmental laws.

Train and motivate personnel to work in an environmentally acceptable manner and to understand and comply with government regulations within the scope of Versteel operations.

Communicate the importance of personal responsibility protection to all employees through formal training. Each employee will be aware of the environmental regulations applicable to their job functions, including limitations and functional restrictions of permits, spill control, emergency response actions, proper waste handling procedures, etc.

Communicate and continually assess relevant environmental developments on operations of the facilities and personnel.

Require sub-contractors or contractors (third parties working for, with, or on behalf of Versteel) to follow Versteel's environmental procedures while working within their facilities.

Make responsible personnel available at all times to carry out environmental procedures, especially under emergency situations.

Apply sound management practices and operating procedures.

Implement appropriate control technologies and process guidelines for preventive and corrective maintenance systems to minimize actual and potential environmental harm and exposures.

Communicate effectively with government and the public regarding serious environmental incidents should they ever occur.

Minimize the generation, emission or discharge of waste, and harmful or regulated substances and pollutants from operations to the extent most practical with laws and regulations. Ensure proper disposal of all waste.

Substitute materials or processes to allow the use of less hazardous substances where feasible.

Secure and maintain all environmental permits required for operation. Maintain up-to-date files of all environmental reporting requirements and make this information available for easy access at each operating facility.

Evaluate the causes behind any serious environmental incidents and establish procedures to avoid recurrence.

There is a sincere effort at Versteel to maintain our responsibility to the environment and to our employees. We are mindful of the effectiveness and improvements required to ensure environmentally safe conditions and to preserve our natural resources.

We pride ourselves on exceeding the standards set forth by federal, state and local codes.

Our electroplating plant consistently earns local annual environmental awards, and all of our products have met the requirements for Intertek Green Leaf VOC/VOC+ certification.

At Versteel, we feel it is our responsibility as a manufacturer to build products in a manner that promotes a safe and healthy environment for everyone. We maintain detailed information regarding the environmental impact of all Versteel products. If you have questions regarding our environmental policy or would like more information, please contact Versteel Customer Service at 800.876.2120.

All of our soft-wired, linked powered table systems are ETL Listed to the UL962 Standard. The ETL listed label tells you that the entire table system, from the electrical components to the materials used on the tables, and the interaction of these different components have been rigorously tested by ETL Laboratories for safety. This is different from a product that is simply "UL Recognized." UL "Recognition" only applies to electrical components that meet applicable standards but need to be incorporated in specific ways in order to be safely used. If a product displays only a UL Recognized label, it has not been tested to the requirements of being "Listed" and therefore does not comply with any requirements for "Listed" products.

Henri - \$344 / unit

Specify code **PH_** (Henri - Quantity_),
add \$344.00 list per Henri

The pop-up Henri electrical unit(s) is factory installed in the specified location. Perfect for single table applications.

SPECIFICATIONS

- One 9' cord, one 15 amp circuit, standard grounded plug
- Surge protection
- Two electrical outlets per unit



NOTE FOR MORE PLANNING AND ORDERING DETAIL INFORMATION SEE ELECTRICAL PLANNING SECTION PAGES 23-37

NOTE FOR HENRI VOICE AND DATA JACK OPTIONS SEE PAGE 18



Location A

1 Henri - Location A**\$344 / table**

Specify code **PHA** (1 Henri - Location A),
add \$344.00 list per table

One pop-up Henri electrical unit is factory installed in the front center location of the top.

NOTE LOCATION A HENRI UNITS NOT AVAILABLE ON 72" LENGTH TIM RECTANGLES AND ARC RECTANGLES



Location F

1 Henri - Location F**\$344 / table**

Specify code **PHF** (1 Henri - Location F),
add \$344.00 list per table

One pop-up Henri electrical unit is factory installed in the center of the top.



Location K

1 Henri - Location K**\$344 / table**

Specify code **PHK** (1 Henri - Location K),
add \$344.00 list per table

One pop-up Henri electrical unit is factory installed lengthwise in the center of the top.



Location R

1 Henri - Location R**\$344 / table**

Specify code **PHR** (1 Henri - Location R),
add \$344.00 list per table

One pop-up Henri electrical unit is factory installed in predetermined position in the top.



Location D

2 Henris - Location D**\$688 / table**

Specify code **PHD** (2 Henris - Location D),
add \$688.00 list per table

Two pop-up Henri electrical units are factory installed in the front corner locations of the top.

NOTE LOCATION D HENRI UNITS NOT AVAILABLE ON 42" & 48" LENGTH TIM RECTANGLES AND ARC RECTANGLES



Location E

2 Henris - Location E**\$688 / table**

Specify code **PH E** (2 Henris - Location E),
add \$688.00 list per table

Two pop-up Henri electrical units are factory installed in the front outer corner locations of the top.



Location H

2 Henris - Location H**\$688 / table**

Specify code **PHH** (2 Henris - Location H),
add \$688.00 list per table

Two pop-up Henri electrical units are factory installed halfway between end and center of top on each end.

Henri Now linking systems require an **HNPU** power supply unit per each sequence. Specify code HNPU, \$450.00 list each.

- 120" cord length
- 15 amp circuit
- standard grounded plug
- surge protection



Henri Now - \$332 / unit

Specify code **PHN_** (Henri Now - Location_), add \$332.00 list per Henri Now

Table link - ends only is included with henri and powerlink electrical package options selection. The table link will prevent the accidental disconnection of power supply to adjacent tables.

The pop-up Henri Now electrical unit(s) is factory installed in the specified location. Recommended for multiple table applications. May be sequenced in any order.

SPECIFICATIONS

- Surge protection
- Two electrical outlets per unit
- Requires HNPU power supply



NOTE FOR MORE PLANNING AND ORDERING
DETAIL INFORMATION SEE ELECTRICAL PLANNING SECTION PAGES 23-37

NOTE FOR HENRI NOW VOICE AND DATA JACK OPTIONS SEE PAGE 18

NOTE HENRI NOW SOFT WIRED LINKED SYSTEMS DO NOT WORK WITH GFCI RECEPTACLES.
CONTACT VERSTEEL CUSTOMER SERVICE FOR ADDITIONAL INFORMATION



1 Henri Now - Location A
\$332 / table

Specify code **PHNA** (1 Henri Now - Location A), add \$332.00 list per table

One pop-up Henri Now electrical unit is factory installed in the front center location of the top.

NOTE LOCATION A HENRI NOW UNITS NOT AVAILABLE ON 72" LENGTH TIM RECTANGLES AND ARC RECTANGLES



2 Henri Nows - Location D
\$664 / table

Specify code **PHND** (2 Henri Nows - Location D), add \$664.00 list per table

Two pop-up Henri Now electrical units are factory installed in the front corner locations of the top.

NOTE LOCATION D HENR NOW UNITS NOT AVAILABLE ON 42" & 48" LENGTH TIM RECTANGLES AND ARC RECTANGLES



1 Henri Now - Location F
\$332 / table

Specify code **PHNF** (1 Henri - Location F), add \$332.00 list per table

One pop-up Henri Now electrical unit is factory installed in the center of the top.



2 Henri Nows - Location N
\$664 / table

Specify code **PHNN** (2 Henri Nows - Location N), add \$664.00 list per table

Two pop-up Henri Now electrical units are factory installed in the front outer corner locations of the top.



1 Henri Now - Location K
\$332 / table

Specify code **PHNK** (1 Henri Now - Location K), add \$332.00 list per table

One pop-up Henri Now electrical unit is factory installed lengthwise in the center of the top.



2 Henri Nows - Location H
\$664 / table

Specify code **PHNH** (2 Henri Nows - Location H), add \$664.00 list per table

Two pop-up Henri Now electrical units are factory installed halfway between end and center of top on each end.



1 Henri Now - Location R
\$332 / table

Specify code **PHNR** (1 Henri Now - Location R), add \$332.00 list per table

One pop-up Henri Now electrical unit is factory installed in a predetermined position in the top.

Power + Data Options

Power Access

VERSTEEL

Power Access

The flush mount Power Access unit(s) is factory installed in the worksurface. Indicate specified location on your purchase order.



SPECIFICATIONS

- Completely flush mounted in work surface
- Two (2) power outlets per unit
- Two (2) USB-A charging ports per unit
- Two (2) ports for data/AV jacks per unit
- 6" x 4" bezel
- Body and interior of unit black

NOTE FOR POWER ACCESS VOICE AND DATA JACKS REFER TO DATA JACK OPTIONS

NOTE ALTERNATE FINISHES AVAILABLE, CONTACT VERSTEEL CUSTOMER SERVICE

Bezel and Door Color

Standard Powder Coat	n/c
Premium Powder Coat	\$ 165 list

NOTE TRANSPARENT POWDER COATS AND PLATINUM ARE NOT AVAILABLE

Individually Powered Unit

Model	Description	
EPA-IP	Individually powered (corded system)	\$ 548 list

Cord Length

72	72" cord length, black	n/c
144	144" cord length, black	\$ 41 list
180	180" cord length, black	\$ 55 list

UL/CSA Listed

Model Example: EPA-IP-144

Soft-Wired Linking Unit

Model	Description	
EPA-SL	Soft-wired linking system	\$ 663 list

SPECIFICATIONS

- Single circuit, 15 amp
- No sequencing of units required
- Up to eight (8) units per circuit
- Requires HNPU power supply per circuit

HNPU	Power supply unit	\$ 450 list
------	-------------------	-------------

Cord Length

120	120" cord length, black	n/c
144	144" cord length, black	\$ 20 list
180	180" cord length, black	\$ 31 list



ETL Listed to the UL962 Standard

Model Example: EPA-SL-120

NOTE POWER ACCESS SOFT WIRED LINKED SYSTEMS DO NOT WORK WITH GFCI RECEPTACLES. CONTACT VERSTEEL CUSTOMER SERVICE FOR ADDITIONAL INFORMATION

Hard-Wired System

Model	Description	
EPA-HW	Hard-wired system	Call

SPECIFICATIONS

- Multi-circuit (4 wire, 2 circuit, 20 AMP circuits)
- No sequencing of units required
- Up to 20 units linked per circuit
- System priced per project, call for quote

NOTE UP TO 20 UNITS LINKED PER SYSTEM (10 CIRCUIT 1 AND 10 CIRCUIT 2). MUST SPECIFY WHICH UNITS ARE TO BE ON WHICH CIRCUIT

UL/CSA Listed

Model Example: EPA-HW-DA-HD

Power Access Data Plate Guidelines

The Power Access Data Plate has two (2) available slots for data jacks. Listed below are specification codes, number of slots each jack will occupy, and pricing.

Jack Type	Specify Code	Number of Slots	List Price per Jack Type
Data	DA	1	\$45
Voice	VO	1	\$19
HDMI	HD	1	\$104
Data Coupler	DD	1	\$143
Voice Coupler	VV	1	\$42

Power Bay - \$1296 / unit

Specify code *EPB_* (Power Bay - Location_), add \$1296.00 list per Power Bay for first unit per table and \$1296.00 for each additional unit.

For clear anodized aluminum finish, add \$141 list per unit

The flush mount Power Bay electrical unit(s) is factory installed in the specified location. Choose any standard powder coat, or Clear Anodized Aluminum, for bezel and door.

SPECIFICATIONS

- One 10' cord, one 15 amp circuit, standard grounded plug
- Surge protection
- Four electrical outlets per unit
- Data plate with 9 slots



NOTE FOR MORE PLANNING AND ORDERING
DETAIL INFORMATION SEE ELECTRICAL PLANNING
SECTION PAGES 23-37

NOTE USE POWER BAY DATA PLATE GUIDELINES TO SPECIFY DATA JACKS

?

1 Power Bay - Provide Location Print
\$1296 / table

Specify code *EPB1* (1 Power Bay - Provide Location Print), add \$1296.00 list per table

One flush mount Power Bay electrical unit is factory installed in the top location indicated by specifier's print.

??

2 Power Bays - Provide Location Print
\$2592 / table

Specify code *EPB2* (2 Power Bays - Provide Location Print), add \$2592.00 list per table

Two flush mount Power Bay electrical units are factory installed in the top locations indicated by specifier's print.

???

3 Power Bays - Provide Location Print
\$3888 / table

Specify code *EPB3* (3 Power Bays - Provide Location Print), add \$3888.00 list per table

Three flush mount Power Bay electrical units are factory installed in the top locations indicated by specifier's print.

????

4 Power Bays - Provide Location Print
\$5184 / table

Specify code *EPB4* (4 Power Bays - Provide Location Print), add \$5184.00 list per table

Four flush mount Power Bay electrical units are factory installed in the top locations indicated by specifier's print.

Power Bay Data Plate Guidelines

The Power Bay Data Plate has (9) available slots for data jacks. Listed below are specification codes, number of slots each jack will occupy, and pricing.

Jack Type	Specify Code	Number of Slots	List Price per Jack Type
Data	DA	1	\$45
Voice	VO	1	\$19
Mini Stereo	MS	1	\$22
VGA	VG	2	\$32
HDMI	HD	2	\$104
USB	US	2	\$47
Data Coupler	DD	1	\$143
Voice Coupler	VV	1	\$5

V Charge Wireless Charging

Wireless charging pads for phones and tablets with built-in Qi wireless charging. Pads are surface mounted into the table top.



Option Code

VWC1

\$ 307 list

SPECIFICATIONS

- 10 Watt fast charge wireless charging unit embedded in table top
- Soft touch cover plate with V Charge logo
- Surface mounted
- 6' power supply included

Unit Color

BLK	Black	n/c
WHT	White	n/c

NOTE VWC1 UNITS CAN BE LINKED, CONTACT VERSTEEL CUSTOMER SERVICE FOR MORE INFORMATION

Option Code

VWC2

\$ 394 list

SPECIFICATIONS

- 15 Watt fast charge wireless charging unit embedded in table top
- Soft touch cover plate with V Charge logo
- Surface mounted
- 5' power supply included

Unit Color

BLK	Black	n/c
WHT	White	n/c

V Power™ (Kwikboost Edge Power)

V Power™ supports diversity and flexibility in a fluid environment. Utilizing cordless, battery-powered charging, the V Power attaches to the edge of each worksurface, giving individuals and teams the freedom to work or learn anywhere. For a more discreet appearance, mount unit under the worksurface with an optional bracket, sold separately.

CHARGING UNIT SPECIFICATIONS

- Adjustable, attaches to 0.7" to 1.5" tops
- Includes 110V AC outlet, USB-A port and USB-C PD port
- Charges laptops, tablets, phones, etc
- Operating temperatures:
32 to 113° F (0 to 45 C) while in use
14 to 131° F (-10 to 55 C) when not in use
- Dimensions (with battery): 10.3"L x 4.9"W x 5.2" to 6"H



RECHARGEABLE BATTERY SPECIFICATIONS

- Easily interchangeable
- Rechargeable using base charging station
- Includes LED charge indicator lights
- 146.52 battery capacity
- 18650 Li-ion battery
- Up to 500 life cycles
- Recharge time: 2 hours
- Dimensions: 9.1"L x 3"W x 2.1"H



CHARGER / CHARGING STATION SPECIFICATIONS

- Single charger, 3-bay charging station, or 9-bay charging station
- Fully recharges batteries in 2 hours
- 3-bay station is stackable and expandable
- Dimensions (with battery):
Single 3.25"L x 0.75"W x 2.25"H
3-bay 15"L x 12"W x 6"H
9-bay 15"L x 12"W x 13.5"H



Personal Use Bundle

Model	Description	
VPPUB	Two (2) Rechargeable Batteries One (1) Clamp-on Desktop Charging Unit One(1) Single Battery Charger	\$ 537 list

Light Use Bundle

Model	Description	
VPLUB	Three (3) Rechargeable Batteries Three (3) Clamp-on Desktop Charging Units One(1) 3-Bay Base Charging Station	\$ 1341 list

Medium Use Bundle

Model	Description	
VPMUB	Six (6) Rechargeable Batteries Three (3) Clamp-on Desktop Charging Units One(1) 3-Bay Base Charging Station	\$ 1904 list

Heavy Use Bundle

Model	Description	
VPHUB	Nine (9) Rechargeable Batteries Six (6) Clamp-on Desktop Charging Units One(1) 9-Bay Base Charging Station	\$ 3260 list

Constant Use Bundle

Model	Description	
VPCUB	Twelve (12) Rechargeable Batteries Six (6) Clamp-on Desktop Charging Units One(1) 9-Bay Base Charging Station	\$ 3823 list

Under Surface Mounting Bracket

Model	Description	
VPUSMB		\$ 42 list

Table link - ends only is included with henri and powerlink electrical package options selection. The table link will prevent the accidental disconnection of power supply to adjacent tables.

Single Circuit Powerlink Package

\$1183 or \$1548 / table

Specify code **PPTL1** (Powerlink Package 72" or less), add \$1183.00 list per table

Specify code **PPTG1** (Powerlink Package greater than 72"), add \$1548 list per table

One Powerlink electrical unit is shipped with the table for field installation. Mounting Lever Locks are factory installed in the bottom front edge location of the table. Powerlink installs without the use of tools, in the above table top facing user, below table top facing out or below table top facing user positions.

SPECIFICATIONS

- Single Circuit, Soft-wired, linking system
- 9' cord, standard grounded plug (custom lengths available)
- 15 Amp circuit w/breaker and Surge Protector
- One duplex outlet (2) simplex outlets on Powerlinks up to 48" in length, and two duplex outlets on units longer than 48" (custom outlet configurations available)
- One voice, one data jack on Powerlinks up to 48" in length; Two voice, two data jacks on units longer than 48" (custom data configurations available)

NOTE FOR MORE PLANNING AND ORDERING DETAIL INFORMATION SEE ELECTRICAL PLANNING SECTION PAGES 23-37

Multiple Circuit Powerlink Package - System 2

\$1183 or \$1548 / table

Specify code **PPTL2** (Powerlink Package 72" or less), add \$1183.00 list per table

Specify code **PPTG2** (Powerlink Package greater than 72"), add \$1548.00 list per table

One Powerlink electrical unit is shipped with the table for field installation. Mounting Lever Locks are factory installed in the bottom front edge location of the table. Powerlink installs without the use of tools, in the above table top facing user, below table top facing out or below table top facing user positions.

SPECIFICATIONS

- Multi-circuit, hard-wired linking system
- 6' hard-wired in-feed (custom lengths available)
- Two 20 Amp Circuits (4-wire, 2-circuit)
- Two duplex outlets (Circuits 1 & 2) on Powerlinks up to 60" in length, and four duplex outlets (2 on each circuit) on units longer than 60" (custom outlet configurations available)
- One voice, one data jack on Powerlinks up to 48" in length; Two voice, two data jacks on units longer than 48" (custom data configurations available)

NOTE FOR MORE PLANNING AND ORDERING DETAIL INFORMATION SEE ELECTRICAL PLANNING SECTION PAGES 23-37

Table link - ends only is included with henri and powerlink electrical package options selection. The table link will prevent the accidental disconnection of power supply to adjacent tables.

Multiple Circuit Powerlink Package - System 3

\$1670 or \$2014 / table

Specify code **PPTL3** (Powerlink Package 48" or less), add \$1670 list per table

Specify code **PPTG3** (Powerlink Package greater than 48"), add \$2014 list per table

One Powerlink electrical unit is shipped with the table for field installation. Mounting Lever Locks are factory installed in the bottom front edge location of the table. Powerlink installs without the use of tools, in the above table top facing user, below table top facing out or below table top facing user positions.

SPECIFICATIONS

- Multi-circuit, hard-wired linking system
- 6' hard-wired in-feed (custom lengths available)
- Three 20 Amp Circuits (8-wire, 3-circuit)
- Three simplex outlets (circuits 1, 2 & 3) on Powerlinks up to 48" in length, and two sets of three simplexes on Powerlinks greater than 48" in length (outlet configurations are customizable)
- One voice, one data jack on Powerlinks up to 48" in length; Two voice, two data jacks on units longer than 48" (custom data configurations available)
- Circuit 3 has a shielded, independent ground wire for computers and peripherals
- No shared neutrals on the 3 circuits

NOTE FOR MORE PLANNING AND ORDERING DETAIL INFORMATION SEE ELECTRICAL PLANNING SECTION PAGES 23-37

Power Source Outlets

\$196 / power source

Specify code **PPS** (Power Source Outlets), add \$196.00 list per table

Power Source Outlets provide power access to individual tables through a single circuit with one (1) 10' cord and a standard grounded plug. Power Source Outlets have six (6) grounded electrical outlets per unit with surge protection and are controlled by an illuminated On/Off switch. Unit is field installed and retrofittable.



SPECIFICATIONS

- 10' 14 AWGx3C power cord
- Illuminated On/Off and Reset switch
- 1,000 Joules surge protection
- Six (6) grounded power outlets per unit
- Aluminum housing mounts to underside of top
- Black

Eclipse

Soft touch finish brings a hint of play to any fashionable work environment. Three port options. Mounts in surface.



SPECIFICATIONS

- Hole mount is 4.5" diameter

Model	Description	
ECL-IP3X	Three (3) power	\$ 437 list
ECL-IP2U	Two (2) power and one (1) dual port USB A + C charger	\$ 515 list

Unit Color

STB	Soft Touch Black Plastic	n/c
STG	Soft Touch Green Plastic	n/c
STO	Soft Touch Orange Plastic	n/c
STW	Soft Touch White Plastic	n/c

Cord Length

72	72" cord length, black	n/c
120	120" cord length, black	\$ 21 list

Model Example: ECL-IP2U-STB-72

Hemisphere

Soft touch finish brings a hint of play to any fashionable work environment. Three port options. Mounts in surface.



SPECIFICATIONS

- Hole mount is 3" diameter

Model	Description	
HEM-IP3X	Three (3) power	\$ 315 list
HEM-IP2U	Two (2) power and one (1) dual port USB A + C charger	\$ 390 list

Unit Color

STB	Soft Touch Black Plastic	n/c
STG	Soft Touch Green Plastic	n/c
STO	Soft Touch Orange Plastic	n/c
STW	Soft Touch White Plastic	n/c

Cord Length

72	72" cord length, black	n/c
120	120" cord length, black	\$ 21 list

Mini-Tap

Mini-tap provides 2 outlets that can be mounted, with key slots, so as to put power near the edge of the worksurface. Mini-Tap is black.



SPECIFICATIONS

- Two (2) Simplexes
- Available with spill-proof Simplexes

Model	Description	
MTP-IP2X	Two (2) power	\$ 149 list
MTP-IP2U	One (1) power and one (1) dual port USB A + C charger	\$ 383 list

Cord Length

72	72" cord length, black	n/c
120	120" cord length, black	\$ 21 list

Model Example: MTP-IP2X-72

Node

Flush mount design complements a wide range of aesthetics. Plated or powder coat finishes bely a robust, die-cast construction.



Model	Description	
NOD-IP2X	Two (2) power	\$ 281 list
NOD-IP2U	One (1) power and one (1) dual port USB A + C charger	\$ 387 list
NOD-IP2O	One (1) power and one (1) add'l port	\$ 266 list

Unit Color (Additional finishes available upon request)

DBP	Dark Bronze Plated	\$ 137 list
MPC	Midnight Powder Coat	n/c
PPC	Parchment Powder Coat	n/c
SNP	Satin Nickel Plated	\$ 137 list
SPC	Silver Powder Coat	n/c

Cord Length

72	72" cord length, black	n/c
120	120" cord length, black	\$ 21 list

Data Options (Total cannot exceed 80 watts)

DA	Cat6 RJ45 data jack w/10' patch cord	\$ 97 list
HD	HDMI jack	\$ 110 list
US	USB passive jack	\$ 71 list
VO	Cat3 RJ11 voice jack w/7' patch cord	\$ 45 list

Model Example: NOD-IP2U-SPC-72

Salt or Pepper

Individual dual USB charger or power outlet for easy, quick access applications.



SPECIFICATIONS

- Salt or pepper hole mount is 1 3/4" diameter
- Smooth seamless design
- 72" power cord, black

Model	Description	
SLT3	One (1) single port high power USB C charger	\$ 435 list
SLT4	One (1) USB A + C charger	\$ 262 list
PPR	One (1) power outlet w/72" black cord	\$ 115 list

Unit Color (Additional finishes available upon request)

BERP	Berry
BLKP	Black
DSKP	Dusk
FOGP	Fog
HNYP	Honey
NVYP	Navy
PCKP	Peacock
PPYP	Poppy
SRMP	Storm
WHTP	White

Model Example: SLT4-BLKP

Power + Data Options

Versteel Power Axil Z

VERSTEEL

Axil Z IP (Individually Powered)

Constructed out of anodized aluminum with a painted, steel faceplate, Axil Z is a robust, scalable and customizable power/data solution.



SPECIFICATIONS

- Mounts flat, sitting just above worksurface
- Requires cutout in worksurface
- Includes a voice/data adapter kit to accept couplers and jacks when required
- Fits in tops ¾" to 1 ½" thick

Model	Description	
AXZ-IP-2-0	Two (2) power and no data	\$ 416 list
AXZ-IP-2-2	Two (2) power and two (2) add'l ports	\$ 426 list
AXZ-IP-2-4	Two (2) power and four (4) add'l ports	\$ 435 list
AXZ-IP-2-6	Two (2) power and six (6) add'l ports	\$ 445 list
AXZ-IP-3-1	Three (3) power and one (1) add'l port	\$ 441 list
AXZ-IP-3-3	Three (3) power and three (3) add'l ports	\$ 450 list
AXZ-IP-3-5	Three (3) power and five (5) add'l ports	\$ 459 list
AXZ-IP-4-0	Four (4) power and no add'l ports	\$ 548 list
AXZ-IP-4-2	Four (4) power and two (2) add'l ports	\$ 556 list
AXZ-IP-4-4	Four (4) power and four (4) add'l ports	\$ 563 list

Unit Color

MWCA	Matte White Faceplate, Clear Al Trim	n/c
MBCA	Matte Black Faceplate, Clear Al Trim	n/c
MSCA	Matte Storm Faceplate, Clear Al Trim	n/c
MFCA	Matte Fog Faceplate, Clear Al Trim	n/c
GWCA	Gloss White Faceplate, Clear Al Trim	n/c
GBCA	Gloss Black Faceplate, Clear Al Trim	n/c
SVCA	Silver Faceplate, Clear Al Trim	n/c
MWBA	Matte White Faceplate, Black Trim	\$ 143 list
MBBA	Matte Black Faceplate, Black Trim	\$ 143 list
MSBA	Matte Storm Faceplate, Black Trim	\$ 143 list
MFBA	Matte Fog Faceplate, Black Trim	\$ 143 list
GWBA	Gloss White Faceplate, Black Trim	\$ 143 list
GBBA	Gloss Black Faceplate, Black Trim	\$ 143 list
SVBA	Silver Faceplate, Black Trim	\$ 143 list

Cord Length

72	72" cord length, black	n/c
120	120" cord length, black	\$ 21 list

USB Charging Options

UAC	One (1) USB A + C charging module (requires one (1) port)	\$ 152 list
UAC2	Two (2) USB A + C charging modules (requires two (2) ports)	\$ 304 list
UC	One (1) high power smart dual USB C charging module (requires one (1) port)	\$ 324 list

Data Option (Each data jack requires (1) add'l port)

DA	Cat6 RJ45 data jack w/ 10' patch cord	\$ 97 list
HD	HDMI jack	\$ 110 list
MS	3.5mm mini-stereo audio jack	\$ 32 list
US	USB passive jack	\$ 71 list
VG	VGA jack, 15 pin	\$ 137 list
VO	Cat3 RJ11 voice jack w/ 7' patch cord	\$ 45 list

Model Example: AXZ-IP-4-2-GWCA-72-DA-DA

Axil Z SL2 (Soft-Wired, Linked)

Constructed out of anodized aluminum with a painted, steel faceplate, Axil Z is a robust, scalable and customizable power/data solution.



Tables specified with linked units require table link. The table link will prevent the accidental disconnection of power supply to adjacent tables.

SPECIFICATIONS

- Mounts flat, sitting just above worksurface
- Requires cutout in worksurface
- Includes a voice/data adapter kit to accept couplers and jacks when required
- Fits in tops ¾" to 1 ½" thick
- Maximum of 8 units in sequence
- Interlink IQ 2.0 (not compatible with units sold prior to 2/1/19)

Model	Description	
AXZ-SL2-2-0	Two (2) power and no data	\$ 428 list
AXZ-SL2-2-2	Two (2) power and two (2) add'l ports	\$ 439 list
AXZ-SL2-2-4	Two (2) power and four (4) add'l ports	\$ 449 list
AXZ-SL2-2-6	Two (2) power and six (6) add'l ports	\$ 457 list
AXZ-SL2-3-1	Three (3) power and one (1) add'l port	\$ 454 list
AXZ-SL2-3-3	Three (3) power and three (3) add'l ports	\$ 464 list
AXZ-SL2-3-5	Three (3) power and five (5) add'l ports	\$ 473 list

NOTE SOFT-WIRED, LINKED UNITS CAN HAVE A MAXIMUM OF 3 POWER OUTLETS AND 1 DUAL PORT USB CHARGING MODULE PER UNIT

Unit Color

MWCA	Matte White Faceplate, Clear Al Trim	n/c
MBCA	Matte Black Faceplate, Clear Al Trim	n/c
MSCA	Matte Storm Faceplate, Clear Al Trim	n/c
MFCA	Matte Fog Faceplate, Clear Al Trim	n/c
GWCA	Gloss White Faceplate, Clear Al Trim	n/c
GBCA	Gloss Black Faceplate, Clear Al Trim	n/c
SVCA	Silver Faceplate, Clear Al Trim	n/c
MWBA	Matte White Faceplate, Black Trim	\$ 143 list
MBBA	Matte Black Faceplate, Black Trim	\$ 143 list
MSBA	Matte Storm Faceplate, Black Trim	\$ 143 list
MFBA	Matte Fog Faceplate, Black Trim	\$ 143 list
GWBA	Gloss White Faceplate, Black Trim	\$ 143 list
GBBA	Gloss Black Faceplate, Black Trim	\$ 143 list
SVBA	Silver Faceplate, Black Trim	\$ 143 list

Power Infeed

BPS2-72	72" cord length, black	\$ 567 list
BPS2-120	120" cord length, black	\$ 586 list
BPS2-180	180" cord length, black	\$ 619 list

NOTE 8 UNITS PER 1 BPS

Jumper

BEJ2	Standard jumper included with tables up to and including 60". BEJ2 jumper required for tables greater than 60".	\$ 150 list
------	---	-------------

USB Charging Options

UAC	One (1) USB A + C charging module (requires one (1) port)	\$ 152 list
UAC2	Two (2) USB A + C charging modules (requires two (2) ports)	\$ 304 list
UC	One (1) high power smart dual USB C charging module (requires one (1) port)	\$ 324 list

Data Option (Each data jack requires (1) add'l port)

DA	Cat6 RJ45 data jack w/ 10' patch cord	\$ 97 list
HD	HDMI jack	\$ 110 list
MS	3.5mm mini-stereo audio jack	\$ 32 list
US	USB passive jack	\$ 71 list
VG	VGA jack, 15 pin	\$ 137 list
VO	Cat3 RJ11 voice jack w/ 7' patch cord	\$ 45 list

Model Example: AXZ-SL2-2-0-GWCA

Ellora IP (Individually Powered)

Anodized aluminum construction and smart design keep cable clutter out of sight.

NOTE ELLORA UNITS ARE NOT RECOMMENDED ON TILTING TABLES

SPECIFICATIONS

- Includes a voice/data adapter kit to accept couplers and jacks when required
- Fits in tops ¾" to 1 ¼" thick
- Requires cutout in worksurface



Tables specified with linked units require table link. The table link will prevent the accidental disconnection of power supply to adjacent tables.

Model	Description	
ELL-IP-2-0	Two (2) power and no data	\$ 652 list
ELL-IP-2-2	Two (2) power and two (2) add'l ports	\$ 665 list
ELL-IP-2-4	Two (2) power and four (4) add'l ports	\$ 672 list
ELL-IP-2-6	Two (2) power and six (6) add'l ports	\$ 688 list
ELL-IP-3-1	Three (3) power and one (1) add'l port	\$ 682 list
ELL-IP-3-3	Three (3) power and three (3) add'l ports	\$ 694 list
ELL-IP-3-5	Three (3) power and five (5) add'l ports	\$ 705 list
ELL-IP-4-0	Four (4) power and one (1) add'l port	\$ 848 list
ELL-IP-4-2	Four (4) power and two (2) add'l ports	\$ 858 list
ELL-IP-4-4	Four (4) power and four (4) add'l ports	\$ 871 list

Unit Color

SAAWT	Silver Anodized Aluminum with White Trim	n/c
SAABT	Silver Anodized Aluminum with Black Trim	n/c
BAABT	Black Anodized Aluminum with Black Trim	\$ 205 list

Cord Length

72	72" cord length, black	n/c
120	120" cord length, black	\$ 21 list

USB Charging Options

UAC	One (1) USB A + C charging module (requires one (1) port)	\$ 152 list
UAC2	Two (2) USB A + C charging modules (requires two (2) ports)	\$ 304 list
UC	One (1) high power smart dual USB C charging module (requires one (1) port)	\$ 324 list

Data Option (Each data jack requires (1) add'l port)

DA	Cat6 RJ45 data jack w/ 10' patch cord	\$ 97 list
HD	HDMI jack	\$ 110 list
MS	3.5mm mini-stereo audio jack	\$ 32 list
US	USB passive jack	\$ 71 list
VG	VGA jack, 15 pin	\$ 137 list
VO	Cat3 RJ11 voice jack w/ 7' patch cord	\$ 45 list

Model Example: AXZ-IP-4-2-GWCA-72-DA-DA

Ellora SL2 (Soft-Wired, Linked)

Smart design keeps cable clutter out of sight by allowing use while the lid is shut.

SPECIFICATIONS

- Includes a voice/data adapter kit to accept couplers and jacks when required
- Fits in tops ¾" to 1 ¼" thick
- Requires cutout in worksurface
- Maximum of 8 units in sequence
- Interlink iQ 2.0 (not compatible with units sold prior to 2/1/19)



Model	Description	
ELL-SL2-2-0	Two (2) power and no data	\$ 665 list
ELL-SL2-2-2	Two (2) power and two (2) add'l ports	\$ 682 list
ELL-SL2-2-4	Two (2) power and four (4) add'l ports	\$ 711 list
ELL-SL2-2-6	Two (2) power and six (6) add'l ports	\$ 740 list
ELL-SL2-3-1	Three (3) power and one (1) add'l port	\$ 678 list
ELL-SL2-3-3	Three (3) power and three (3) add'l ports	\$ 706 list
ELL-SL2-3-5	Three (3) power and five (5) add'l ports	\$ 737 list

NOTE SOFT-WIRED, LINKED UNITS CAN HAVE A MAXIMUM OF 3 POWER OUTLETS AND 1 DUAL PORT USB CHARGING MODULE PER UNIT

Unit Color

SAAWT	Silver Anodized Aluminum with White Trim	n/c
SAABT	Silver Anodized Aluminum with Black Trim	n/c
BAABT	Black Anodized Aluminum with Black Trim	\$ 205 list

Power Infeed

BPS2-72	72" cord length, black	\$ 567 list
BPS2-120	120" cord length, black	\$ 586 list
BPS2-180	180" cord length, black	\$ 619 list

NOTE 8 UNITS PER 1 BPS

Jumper

BEJ2	Standard jumper included with tables up to and including 60". BEJ2 jumper required for tables greater than 60".	\$ 150 list
------	---	-------------

USB Charging Options

UAC	One (1) USB A + C charging module (requires one (1) port)	\$ 152 list
UAC2	Two (2) USB A + C charging modules (requires two (2) ports)	\$ 304 list
UC	One (1) high power smart dual USB C charging module (requires one (1) port)	\$ 324 list

Data Option (Each data jack requires (1) add'l port)

DA	Cat6 RJ45 data jack w/ 10' patch cord	\$ 97 list
HD	HDMI jack	\$ 110 list
MS	3.5mm mini-stereo audio jack	\$ 32 list
US	USB passive jack	\$ 71 list
VG	VGA jack, 15 pin	\$ 137 list
VO	Cat3 RJ11 voice jack w/ 7' patch cord	\$ 45 list

Model Example: ELL-SL2-2-0-SAABT

Power + Data Options

Versteel Power
Mho

VERSTEEL

Mho IP (Individually Powered)

Retractable and durably constructed. Highly functional with a fluid, one touch door that remains open during use.



Tables specified with linked units require table link. The table link will prevent the accidental disconnection of power supply to adjacent tables.

SPECIFICATIONS

- Fluid, one touch accessibility
- Includes a voice/data adapter kit to accept couplers and jacks when required
- Fits in tops $\frac{3}{4}$ " to $1\frac{1}{4}$ " thick

Model	Description	
MHO-IP-2-0	Two (2) power and no data	\$ 559 list
MHO-IP-2-2	Two (2) power and two (2) add'l ports	\$ 568 list
MHO-IP-2-4	Two (2) power and four (4) add'l ports	\$ 582 list
MHO-IP-2-6	Two (2) power and six (6) add'l ports	\$ 592 list
MHO-IP-3-1	Three (3) power and one (1) add'l port	\$ 652 list
MHO-IP-3-3	Three (3) power and three (3) add'l ports	\$ 666 list
MHO-IP-3-5	Three (3) power and five (5) add'l ports	\$ 667 list
MHO-IP-4-0	Four (4) power and no add'l ports	\$ 727 list
MHO-IP-4-2	Four (4) power and two (2) add'l ports	\$ 738 list
MHO-IP-4-4	Four (4) power and four (4) add'l ports	\$ 749 list

Unit Color

SAABT	Silver Anodized Aluminum with Black Trim	n/c
SAAWT	Silver Anodized Aluminum with White Trim	n/c
SAA	Silver Anodized Aluminum	n/c
BAA	Black Anodized Aluminum	\$ 205 list

Cord Length

72	72" cord length, black	n/c
120	120" cord length, black	\$ 21 list

USB Charging Options

UAC	One (1) USB A + C charging module (requires one (1) port)	\$ 152 list
UAC2	Two (2) USB A + C charging modules (requires two (2) ports)	\$ 304 list
UC	One (1) high power smart dual USB C charging module (requires one (1) port)	\$ 324 list

Data Option (Each data jack requires (1) add'l port)

DA	Cat6 RJ45 data jack w/ 10' patch cord	\$ 97 list
HD	HDMI jack	\$ 110 list
MS	3.5mm mini-stereo audio jack	\$ 32 list
US	USB passive jack	\$ 71 list
VG	VGA jack, 15 pin	\$ 137 list
VO	Cat3 RJ11 voice jack w/ 7' patch cord	\$ 45 list

Model Example: MHO-IP-3-3-SAABT-72-UI-DA-DA

Mho SL2 (Soft-Wired, Linked)

Retractable and durably constructed. Highly functional with a fluid one touch door that remains open during use.



SPECIFICATIONS

- Fluid, one touch accessibility
- Includes a voice/data adapter kit to accept couplers and jacks when required
- Fits in tops $\frac{3}{4}$ " to $1\frac{1}{4}$ " thick
- Maximum of 8 units in sequence
- Interlink IQ 2.0 (not compatible with units sold prior to 2/1/19)

Model	Description	
MHO-SL2-2-0	Two (2) power and no data	\$ 580 list
MHO-SL2-2-2	Two (2) power and two (2) add'l ports	\$ 590 list
MHO-SL2-2-4	Two (2) power and four (4) add'l ports	\$ 604 list
MHO-SL2-2-6	Two (2) power and six (6) add'l ports	\$ 613 list
MHO-SL2-3-1	Three (3) power and one (1) add'l port	\$ 678 list
MHO-SL2-3-3	Three (3) power and three (3) add'l ports	\$ 689 list
MHO-SL2-3-5	Three (3) power and five (5) add'l ports	\$ 701 list

Unit Color

SAABT	Silver Anodized Aluminum with Black Trim	n/c
SAAWT	Silver Anodized Aluminum with White Trim	n/c
SAA	Silver Anodized Aluminum	n/c
BAA	Black Anodized Aluminum	\$ 205 list

Power Infeed

BPS2-72	72" cord length, black	\$ 567 list
BPS2-120	120" cord length, black	\$ 586 list
BPS2-180	180" cord length, black	\$ 619 list

NOTE 8 UNITS PER 1 BPS

Jumper

BEJ2	Standard jumper included with tables up to and including 60". BEJ2 jumper required for tables greater than 60".	\$ 150 list
------	---	-------------

USB Charging Options

UAC	One (1) USB A + C charging module (requires one (1) port)	\$ 152 list
UAC2	Two (2) USB A + C charging modules (requires two (2) ports)	\$ 304 list
UC	One (1) high power smart dual USB C charging module (requires one (1) port)	\$ 324 list

Data Option (Each data jack requires (1) add'l port)

DA	Cat6 RJ45 data jack w/ 10' patch cord	\$ 97 list
HD	HDMI jack	\$ 110 list
MS	3.5mm mini-stereo audio jack	\$ 32 list
US	USB passive jack	\$ 71 list
VG	VGA jack, 15 pin	\$ 137 list
VO	Cat3 RJ11 voice jack w/ 7' patch cord	\$ 45 list

Model Example: MHO-SL2-2-0-SAAWT

All Ashley soft-wired linking systems require an **HNPU** power supply unit per each sequence. Specify code HNPU, \$450.00 list each.

- 120" cord length
- 15 amp circuit
- standard grounded plug
- surge protection



Ashley Duo Over

Sharp, clean design features smooth receptacle faces, sleek satin metal trim, and optional ports for extensive power and data delivery.

Tables specified with linked units require table link. The table link will prevent the accidental disconnection of power supply to adjacent tables.

Model	Description	
ADO-IP	Two (2) power, one (1) USB A + C charging, individually powered, soft-wired	\$ 538 list
ADO-HW	Two (2) power, one (1) USB A + C charging, individually powered, hard-wired	\$ 609 list
ADO-SL	Two (2) power, one (1) USB A + C charging, soft-wired linking (included jumper)	\$ 749 list

NOTE ASHLEY DUO SOFT WIRED LINKED SYSTEMS DO NOT WORK WITH GFCI RECEPTACLES. CONTACT VERSTEEL CUSTOMER SERVICE FOR ADDITIONAL INFORMATION

Unit Color (Individual powered units only)

BB	Black with Black Mounting Bracket	n/c
WS	White with Silver Mounting Bracket	n/c
WW	White with White Mounting Bracket	n/c

Cord Length

72	72" cord length, black	n/c
120	120" cord length, black	\$ 21 list

Ashley Trio Over

Sharp, clean design features smooth receptacle faces, sleek satin metal trim, and optional ports for extensive power and data delivery.

Tables specified with linked units require table link. The table link will prevent the accidental disconnection of power supply to adjacent tables.



Model	Description	
ATO-IP	Three (3) power, one (1) USB A + C charging, individually powered, soft-wired	\$ 604 list
ATO-HW	Three (3) power, one (1) USB A + C charging, individually powered, hard-wired	\$ 642 list
ATO-SL	Three (3) power, one (1) USB A + C charging, soft-wired linking (includes jumper)	\$ 757 list

NOTE ASHLEY TRIO SOFT WIRED LINKED SYSTEMS DO NOT WORK WITH GFCI RECEPTACLES. CONTACT VERSTEEL CUSTOMER SERVICE FOR ADDITIONAL INFORMATION

Unit Color (Individual powered units only)

BB	Black with Black Mounting Bracket	n/c
WS	White with Silver Mounting Bracket	n/c
WW	White with White Mounting Bracket	n/c

Cord Length

72	72" cord length, black	n/c
120	120" cord length, black	\$ 21 list

Ashley Duo Under

Sharp, clean design features smooth receptacle faces, sleek satin metal trim, and optional ports for extensive power and data delivery.

Tables specified with linked units require table link. The table link will prevent the accidental disconnection of power supply to adjacent tables.



Model	Description	
ADU-IP	Two (2) power, one (1) USB A + C charging, individually powered, soft-wired	\$ 474 list
ADU-HW	Two (2) power, one (1) USB A + C charging, individually powered, hard-wired	\$ 538 list
ADU-SL	Two (2) power, one (1) USB A + C charging, soft-wired linking (includes jumper)	\$ 689 list

NOTE ASHLEY DUO SOFT WIRED LINKED SYSTEMS DO NOT WORK WITH GFCI RECEPTACLES. CONTACT VERSTEEL CUSTOMER SERVICE FOR ADDITIONAL INFORMATION

Unit Color (Individual powered units only)

BB	Black with Black Mounting Bracket	n/c
WS	White with Silver Mounting Bracket	n/c
WW	White with White Mounting Bracket	n/c

Cord Length

72	72" cord length, black	n/c
120	120" cord length, black	\$ 21 list

Ashley Trio Under

Sharp, clean design features smooth receptacle faces, sleek satin metal trim, and optional ports for extensive power and data delivery.

Tables specified with linked units require table link. The table link will prevent the accidental disconnection of power supply to adjacent tables.



Model	Description	
ATU-IP	Three (3) power, one (1) USB A + C charging, individually powered, soft-wired	\$ 561 list
ATU-HW	Three (3) power, one (1) USB A + C charging, individually powered, hard-wired	\$ 604 list
ATU-SL	Three (3) power, one (1) USB A + C charging, soft-wired linking (includes jumper)	\$ 689 list

NOTE ASHLEY TRIO SOFT WIRED LINKED SYSTEMS DO NOT WORK WITH GFCI RECEPTACLES. CONTACT VERSTEEL CUSTOMER SERVICE FOR ADDITIONAL INFORMATION

Unit Color (Individual powered units only)

BB	Black with Black Mounting Bracket	n/c
WS	White with Silver Mounting Bracket	n/c
WW	White with White Mounting Bracket	n/c

Cord Length

72	72" cord length, black	n/c
120	120" cord length, black	\$ 21 list

CPU Holder
\$237 / each

 Specify code **ACPU3-9F** (CPU Holder), add \$237.00 list each

SPECIFICATIONS

- Width adjustment from 2 1/2" to 9"
- Height adjustment from 10" to 21 1/2"

NOTE TABLE TOP WILL BE PRE-DRILLED FOR FIELD INSTALLATION

CPU Holder
\$155/each

 Specify code **ACPU5-8F** (CPU Holder), add \$155.00 list each

SPECIFICATIONS

- Adjusts from 5" to 8"


CPU Holder (Slim Line)
\$155 / each

 Specify code **ACPU3F** (CPU Holder), add \$155.00 list each

SPECIFICATIONS

- Adjusts from 3" to 5"


Keyboard Platform with Mouse Surface
\$760 / each

 Specify code **AKP27M** (Keyboard Platform with Mouse Surface), add \$760.00 list each

SPECIFICATIONS

- Low profile design
- 7" height adjustment with single lever control for height and tilt features
- 25° adjustable tilt feature
- 360° rotation
- Ergonomic wrist rest
- 8" mouse surface with pad installs right or left of keyboard
- Meets BIFMA standards

NOTE TABLE TOP WILL BE PRE-DRILLED FOR FIELD INSTALLATION

Data Jacks
\$91 / set of 2

 Specify code **AHDDJ** (Two Data Jacks), add \$91.00 list for set of 2

SPECIFICATIONS

- Data/data access plate with two jacks
- Two (2) CAT6 data jacks
- The mounting plate snaps into the Henri unit

NOTE CONTACT VERSTEEL CUSTOMER SERVICE FOR AVAILABILITY OF ALTERNATE JACKS

Voice and Data Jacks
\$78 / set of 2

 Specify code **AHVDJ** (Voice and Data Jacks), add \$78.00 list for set of 2

SPECIFICATIONS

- Voice/data access plate with two jacks
- One (1) CAT3 voice jack
- One (1) CAT6 data jack
- The mounting plate snaps into the Henri unit

NOTE CONTACT VERSTEEL CUSTOMER SERVICE FOR AVAILABILITY OF ALTERNATE JACKS

Quick Connect
\$195 / each

 Specify code **AHQVDJ** (Quick Connect System), add \$195.00 per unit

This option provides a pre-wired, quick connection for hooking up tables to standard RJ45 patch cables. The standard option includes two CAT3 voice jacks and two CAT6 data jacks which are pre-wired and terminated on the bottom side of the table top in a surface-mount box. To connect the table to existing voice/data lines, the user simply plugs a standard RJ45 patch cable into the surface mount box under the table.



SPECIFICATIONS

- Voice/data access plate with two (2) jacks
- The mounting plate snaps in to the Henri unit
- Surface-mount box with two jacks

NOTE CONTACT VERSTEEL CUSTOMER SERVICE FOR AVAILABILITY OF ALTERNATE JACKS

Quick Connect
\$222 / each

 Specify code **AHQDDJ** (Quick Connect System), add \$222.00 per unit

This option provides pre-wired quick connection for hooking up tables to standard RJ45 patch cables. The standard option includes two CAT6 data jacks which are pre-wired and terminated on the bottom side of the table top in a surface-mount box. To connect the table to existing data lines, the user simply plugs a standard RJ45 patch cable into the surface mount box under the table.

SPECIFICATIONS

- Data access plate with two (2) jacks
- The mounting plate snaps into the Henri unit
- Surface-mount box with two (2) jacks

NOTE CONTACT VERSTEEL CUSTOMER SERVICE FOR AVAILABILITY OF ALTERNATE JACKS

Couplers

 Data Couplers - Specify code **DD**, add \$120.00 list each

 Voice Couplers - Specify code **VV**, add \$91.00 list each

Installed directly in the power/data unit, couplers are "female" jacks that allow units to be connected to a data wall plate with a standard data patch cable (with "male" jacks on each end). This is a convenient option for tables that will be moved frequently.



Available on all power/data units, excluding Henri and Henri Now (Henri Quick Connect provides the same functionality as a data coupler for Henri and Henri Now).

Round Grommet - \$76 / each

Specify code **WR_** (Round Grommet - Location _),
add \$76.00 list per grommet

SPECIFICATIONS

- 3" diameter
- 2 1/4" inside dimension
- 2-piece black insert
- Factory installed in specified location



1 Grommet - Location A

Round Grommet - Specify code **WRA**,
add \$76.00 list per table

Oval Brush Grommet - Specify code **WOA**,
add \$97.00 list per table



1 grommet is factory installed in the front center location of the top.

1 Grommet - Location B

Round Grommet - Specify code **WRB**,
add \$76.00 list per table

Oval Brush Grommet - Specify code **WOB**,
add \$97.00 list per table



1 grommet is factory installed in the front left corner location of the top.

1 Grommet - Location C

Round Grommet - Specify code **WRC**,
add \$76.00 list per table

Oval Brush Grommet - Specify code **WOC**,
add \$97.00 list per table




1 grommet is factory installed in the front right corner location of the top.

2 Grommets - Location D

Round Grommet - Specify code **WRD**,
add \$152.00 list per table

Oval Brush Grommet - Specify code **WOD**,
add \$194.00 list per table



2 grommets are factory installed in the front center locations of the top.

2 Grommets - Location E

Round Grommet - Specify code **WRE**,
add \$152.00 list per table

Oval Brush Grommet - Specify code **WOE**,
add \$194.00 list per table



2 grommets are factory installed in the front corner locations of the top.

Oval Brush Grommet - \$97 / each

Specify code **WO_** (Round Grommet - Location _),
add \$97.00 list per grommet

SPECIFICATIONS

- 3" x 7 1/2" oval
- Black brush insert cord access
- 1 1/2" x 4" inside dimension
- Factory installed in specified location



1 Grommet - Location F

Round Grommet - Specify code **WRF**,
add \$76.00 list per table

Oval Brush Grommet - Specify code **WOF**,
add \$97.00 list per table



1 oval brush grommet is factory installed running widthwise in the center location of the top.

2 Grommets - Location H

Round Grommet - Specify code **WRH**,
add \$152.00 list per table

Oval Brush Grommet - Specify code **WOH**,
add \$194.00 list per table




2 grommets are factory installed in a predetermined centerline location of the top.

1 Grommet - Location K

Round Grommet - Specify code **WRK**,
add \$76.00 list per table

Oval Brush Grommet - Specify code **WOK**,
add \$97.00 list per table



1 grommet is factory installed running lengthwise in the center of the top.

2 Grommet - Location R

Round Grommet - Specify code **WRR**,
add \$76.00 list per table

Oval Brush Grommet - Specify code **WOR**,
add \$97.00 list per table




1 grommet is factory installed in a predetermined position in the top.

1 Grommet - Provide Location Print

Round Grommet - Specify code **WRG**,
add \$76.00 list per table

Oval Brush Grommet - Specify code **WOG**,
add \$97.00 list per table



1 grommet is factory installed in the top location based on specifier's print.

Rectangle Grommet - \$138 / each

Specify code **WPA_** (Rectangle grommet - Location _),
add \$138.00 list per grommet

SPECIFICATIONS

- Completely flush mounted in work surface
- Easy access for cable pass-through
- Hinged lid lifts up for entry and closes flush
- Black brush insert cord access
- 6" x 4" bezel
- 5.4" x 3.5" inside dimensions



Bezel and Door Color

Standard Powder Coat
Premium Powder Coat

n/c
\$ 165 list

NOTE TRANSPARENT POWDER COATS AND PLATINUM ARE NOT AVAILABLE

NOTE ALTERNATE FINISHES AVAILABLE, CONTACT VERSTEEL CUSTOMER SERVICE

Cable Coil™

Standard / No Charge

Specify code not applicable, standard / no charge per coil

The cable coil conducts wires from the underside of the top to the power and data source. It is attached to the underside of the top and hooks under the base ring. Finish is the same as the frame or base finish.

Cable Hook Legway

\$119 / set of 2

Specify code **WCK** (Cable Hook Legway), add \$119.00 list per table

Cable Hook Legways are translucent plastic and slide up the leg from the bottom. Clips are located on the outside of the hook to carry the wires from the underside of the table top to the power and data source, while maintaining visibility of the wires.



NOTE CABLE HOOK LEGWAY (WCK) MAY BE SPECIFIED WITH ANY BASE USING A 2" DIAMETER ROUND COLUMN

Cable Hook Legway - TIM

\$119 / set of 2

Specify code **WCH** (Cable Hook Legway), add \$119.00 list per table

Cable Hook Legways are translucent plastic and slide up the leg from the bottom. Clips are located on the outside of the hook to carry the wires from the underside of the table top to the power and data source, while maintaining visibility of the wires.



NOTE CABLE HOOK LEGWAY (WCH) MAY BE SHIPPED WITH ANY BASE USING A 1 1/2" DIAMETER ROUND COLUMN

Canvas Legway

\$100 / Legway

Specify code **WCL** (Canvas Legway), add \$100.00 list per legway

Canvas Legways conduct wires from the underside of the top to the power and data source near the floor.

SPECIFICATIONS

- Black cloth material
- 1" inside diameter
- Self-adhesive backing
- Upper and lower dual lock closure safety straps secure multiple wire bundles



NOTE CANVAS LEGWAY CAN BE INSTALLED ON ALL TABLE TYPES, INCLUDING FOLDING BASE TABLES

Plastic Legway

\$78 / legway

Specify code **WRL** (Plastic Legway), add \$78 list per legway

Plastic Legways conduct wires from the underside of the top to the power and data source near the floor.

SPECIFICATIONS

- Black extruded rigid PVC plastic
- 3/8" x 1" inside dimension on each of two (2) raceways
- Snaps on and off for storage



NOTE PLASTIC LEGWAY MAY BE SPECIFIED WITH ANY BASE USING A 2" DIAMETER ROUND COLUMN

Wire Mesh Legway

\$205 / pair

Specify code **WML** (Wire Mesh Legway), required finish selection __, add \$205.00 list per pair

Plastic channel with wire mesh insert routes cords and cables from underside of top to a power and data source near the floor. Legway snaps into T1 and TC bases and is shipped installed.



SPECIFICATIONS

- Black 1/8" thick extruded rigid PVC plastic
- 2 channels, 7/8" x 1 3/8" inside diameter
- Snaps on and off for storage

Wire Mesh X4 Insert

\$123 / each

Specify code **WMX** (Wire Mesh X4 insert), required finish selection __, add \$123.00 list each

Wire Mesh X4 Insert routes cords and cables from underside of top to a power and data source near the floor. Insert drops into position on X4 bases and is shipped installed.



SPECIFICATIONS

- 22 gauge wire mesh
- 3 1/8" inside diameter
- Insert can only be removed by separating base and top

Wire Mesh Y3 Insert

\$205 / pair

Specify code **WMY** (Wire Mesh Y3 Insert), required finish selection __, add \$205.00 list per pair

Wire Mesh Y3 Insert routes cords and cables from underside of top to a power and data source near the floor. Insert drops into position on Y3 bases and is shipped installed.



SPECIFICATIONS

- 22 gauge wire mesh
- 3 1/8" inside diameter
- Insert can only be removed by separating base and top

Wire Mesh T3 Insert

\$123 / each

Specify code **WMT** (Wire Mesh T3 Insert), required finish selection __, add \$123.00 list each

Wire Mesh T3 Insert routes cords and cables from underside of top to a power and data source near the floor. Insert is riveted into position on T3 bases and is shipped installed.

SPECIFICATIONS

- 22 gauge wire mesh
- 3 1/8" inside diameter
- insert is riveted to the column and cannot be easily removed



Manufacturer certifies that products meet applicable Underwriter's Laboratory and Intertek standards and testing.

Basket - Modesty Mount

\$97 / basket

Specify code **WBM** (Basket - Modesty Mount), add \$97.00 list per basket

The modesty mount basket is J-shaped, made of form resistance welded wire and powder coated black. Inside dimensions are 2 1/2" x 2 1/2". Other options specified on the table dictate the length of the basket. Maximum length is 18". The wire basket can be located on the backside of the modesty panel.



Basket - Under Top Mount

\$97 / basket

Specify code **WBT** (Basket - Under Top Mount), add \$97.00 list per basket

The under top mount basket is J-shaped, made of form resistance welded wire and powder coated black. Inside dimensions are 2 1/2" x 2 1/2". Other options specified on the table dictate the length of the basket. Maximum length is 18".

Canvas - Under Top Mount

\$228 / manager

Specify code **WCT** (Canvas - Under Top Mount), add \$228.00 list per table

The Under Top Mount Canvas wire manager for TIM tables is made of black canvas, with snap attachment to the underside of the table. The snap studs are installed to the underside of the table top on the approach side, when specified as a table option. The table tops are pre-drilled for field installation of the snap studs if the option is selected at a later date. The canvas wire manager runs the length of the table to channel wires from end to end. Excess cords from table top can be dropped into the front edge of the wire manager.



Plastic Runner - Under Top Mount

\$165 / runner

Specify code **WRT** (Plastic Runner - Under Top Mount), add \$165.00 list per runner

The under mount plastic runner is a J-shaped channel made of black PVC. Inside dimension is 1 3/4". Lengths coordinate with tables up to 96". The plastic runner mounts under the top, at the front edge (approach side) of the table.



Base Wire Access

\$32 / access

Specify code **BWA** (Base Wire Access), add \$32.00 list per access

The wire management access is available on fixed and tilting tables, 36 x 72 or smaller. Any table over 72" long must have 3 bases, either the two outer bases or only the middle base can be specified with the wire management access. T1 and X1 bases only.

NOTE NOT AVAILABLE ON TABLES WITH ADJUSTABLE PIN HEIGHT, PNEUMATIC ADJUSTABLE HEIGHT OR MOTORIZED ADJUSTABLE HEIGHT BASES

Eliga linking systems require an **HNPU** power supply unit per each sequence. Specify code HNPU, \$450.00 list each.

- 120" cord length
- 15 amp circuit
- standard grounded plug
- surge protection



Eliga Power

\$488 / unit

Specify code **EG_** (Eliga Power - Location _),
add \$488.00 list per Eliga power unit

The Eliga Power unit is factory installed and mounted in the frame of the Eliga sliding table and not in the table top.

SPECIFICATIONS

- One 10' cord, one 15 amp circuit, standard grounded plug
- Surge protection
- Two electrical outlets per unit



1 Eliga Power

\$488 / table

Specify code **EG1** (1 Eliga Power unit),
add \$488.00 list per table

One Eliga Power electrical unit is factory installed.

2 Eliga Power

\$976 / table

Specify code **EG2** (2 Eliga Power unit),
add \$976.00 list per table

Two Eliga Power electrical units are factory installed.

Essential Information

Like space planning with room configurations, we often receive requests to create power and data needs that one would assume are very easy. Below are some common questions that will help to define your needs and in turn will enable us to help you specify your tables.

Which Solutions Best Fits Your Needs

Ask yourself some basic questions to help define your specific needs.

Is storage an issue?

Some tables may be folded or tilted with certain power and data sources in position, while others may require that the power and data source be removed for these functions. Make sure you consider the space that you will need to store all of the parts of your configurations

Will you be moving your tables?

If your tables are going to be utilized in varied locations, you will want to ensure that you can easily disconnect and reconnect your power and data. Table Link - Ends Only is included with Henri and Powerlink electrical package options to prevent the accidental disconnection of power supply to adjacent tables.

How will your tables be used?

Power and data choice may depend upon whether your tables will be task-specific or multipurpose. A single use may have different requirements than a multi-use configuration. Remember to consider the need for wire management and modesty panels also.

Will your needs be changing?

You don't always know what your specific needs will be in the future, but you may want the ability to add power and data at a later date.

Where is the power and data source for the room?

Before any power and data is specified for a table, it is important to know where the power will be coming from in your room. If you are plugging into existing outlets then the power feed for the table must be within six feet (6') of the outlet.

Have you calculated the power load?

Power loads are measured in amps (abbreviated form of amperes). Your circuits will only handle so many amps so you need to know what you can safely plug in without causing an overload situation. Use the worksheet on the next page for a general idea.

Selecting Your Power and Data Options

Select the best power and data option based on your particular need and application.



Henri

- pop-up feature is cool
- when not in use, there is nothing to obstruct the use of the table surface
- when popped-up, provides immediate access for laptop computers
- surface access for conference tables
- safe and easy to operate
- easy to set up and take down with tables
- voice and data connections built in
- plugs into a standard 15 amp grounded outlet plug



Powerlink Single Circuit

Choice of locations

- above surface, great for laptops
- above surface facing out for semi-permanent computer applications (not available on some models)
- below surface facing user with grommets for permanent computer applications (not available on some models)

Additional Attributes

- all the above can be changed without tools
- move power and data from table to table in different locations
- remove Powerlink and seat people on both sides of the table without interference
- integrated cable storage eliminates need for wire baskets or managers
- add Powerlink to Versteel tables in the future
- electrical sequencing direction can be changed by flipping internal power bars
- safe and easy to operate
- voice and data connections built in
- plugs into standard 15 amp grounded outlet plug

Wiring of voice and data jacks is the sole responsibility of the customer



Technical Specifications

Henri provides pop-up power and voice and data access. A built-in opening is provided for cables to be routed below the surface while up. Henri for linked table groups are powered from a single 9' cord, 15 amp standard grounded outlet plug with a circuit breaker and power surge protector. Voice and data plates can be ordered with one (1) high speed voice CAT3 and one (1) data CAT6 hardwire jacks as standard. LED light indicates when power is on. Optional data plates can be specified to accommodate other voice and data suppliers, contact Versteel Customer Service for details prior to order placement.

UL Listing requires the limitation of eight (8) Henri units (two plugs per Henri) on a single plug power entry.

Based on the National Electrical Code, it is not recommended to exceed a 12 amp equipment load per power infeed. See chart with amp load worksheet on page 24.

Each Henri is shipped installed in the table top and includes all necessary cables and cord mounting clips in order to complete the electrical installation. Henri is not retrofittable. However if a brush grommet has been previously installed in your table, then it is possible to insert a Henri at a future date.

CONSIDER

How many Henri units in each table?

Where are the power and data sources in the room?

Are the tables within a six foot (6') radius of the power sources?

What are the expected table configurations of the room?

Location A H60A4R16
(4) 60" Tables, Linked,
(1) Henri per table,
Right Power

Location D H60D3R16
(3) 60" Tables, Linked,
(2) Henri per table,
Right Power

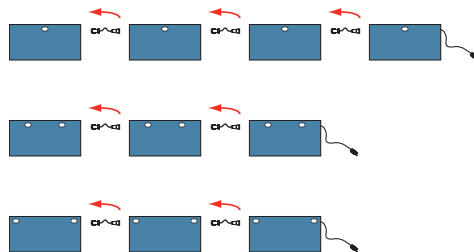
Location E H60E3R16
(3) 60" Tables, Linked,
(2) Henri per table,
Right Power

Henri Planning and Locations

Provide a sketch of your table configuration indicating the power/data sources in the room and Versteel Customer Service will verify or help you specify the power/data solution that will best suit your needs.

Common table configurations with standard power and data locations may be found in the electrical planning section on page 23-37.

Linking Examples



Location	Description	Model #
Locations A	(1) 42" Table, Right Power	H42A1R16
	(2) 42" Tables, Linked, Right Power	H42A2R16
	(3) 42" Tables, Linked, Right Power	H42A3R16
	(4) 42" Tables, Linked, Right Power	H42A4R16
	(5) 42" Tables, Linked, Right Power	H42A5R16
	(6) 42" Tables, Linked, Right Power	H42A6R16
	(7) 42" Tables, Linked, Right Power	H42A7R16
	(8) 42" Tables, Linked, Right Power	H42A8R16
Locations A	(1) 42" Table, Left Power	H42A1L16
	(2) 42" Tables, Linked, Left Power	H42A2L16
	(3) 42" Tables, Linked, Left Power	H42A3L16
	(4) 42" Tables, Linked, Left Power	H42A4L16
	(5) 42" Tables, Linked, Left Power	H42A5L16
	(6) 42" Tables, Linked, Left Power	H42A6L16
	(7) 42" Tables, Linked, Left Power	H42A7L16
	(8) 42" Tables, Linked, Left Power	H42A8L16
Locations A	(1) 48" Table, Right Power	H48A1R16
	(2) 48" Tables, Linked, Right Power	H48A2R16
	(3) 48" Tables, Linked, Right Power	H48A3R16
	(4) 48" Tables, Linked, Right Power	H48A4R16
	(5) 48" Tables, Linked, Right Power	H48A5R16
	(6) 48" Tables, Linked, Right Power	H48A6R16
	(7) 48" Tables, Linked, Right Power	H48A7R16
	(8) 48" Tables, Linked, Right Power	H48A8R16
Locations A	(1) 48" Table, Left Power	H48A1L16
	(2) 48" Tables, Linked, Left Power	H48A2L16
	(3) 48" Tables, Linked, Left Power	H48A3L16
	(4) 48" Tables, Linked, Left Power	H48A4L16
	(5) 48" Tables, Linked, Left Power	H48A5L16
	(6) 48" Tables, Linked, Left Power	H48A6L16
	(7) 48" Tables, Linked, Left Power	H48A7L16
	(8) 48" Tables, Linked, Left Power	H48A8L16
Locations A	(1) 60" Table, Right Power	H60A1R16
	(2) 60" Tables, Linked, Right Power	H60A2R16
	(3) 60" Tables, Linked, Right Power	H60A3R16
	(4) 60" Tables, Linked, Right Power	H60A4R16
	(5) 60" Tables, Linked, Right Power	H60A5R16
	(6) 60" Tables, Linked, Right Power	H60A6R16
	(7) 60" Tables, Linked, Right Power	H60A7R16
	(8) 60" Tables, Linked, Right Power	H60A8R16



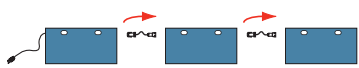
Location A H60A4L16, (4) 60" Tables, Linked, Left Power

H	60	A	4	L16
Henri	Table Length	Locations in Table	Number of Tables in Sequence	Direction of Power Entry

A **H60A4L16** is a Henri sequence with four (4) 60" tables and the Henri units in Position A. Power enters from the user's left.

Location	Description	Model #
Locations A	(1) 60" Table, Left Power	H60A1L16
	(2) 60" Tables, Linked, Left Power	H60A2L16
	(3) 60" Tables, Linked, Left Power	H60A3L16
	(4) 60" Tables, Linked, Left Power	H60A4L16
	(5) 60" Tables, Linked, Left Power	H60A5L16
	(6) 60" Tables, Linked, Left Power	H60A6L16
	(7) 60" Tables, Linked, Left Power	H60A7L16
	(8) 60" Tables, Linked, Left Power	H60A8L16
Locations D	(1) 60" Table, Right Power	H60D1R16
	(2) 60" Tables, Linked, Right Power	H60D2R16
	(3) 60" Tables, Linked, Right Power	H60D3R16
	(4) 60" Tables, Linked, Right Power	H60D4R16
Locations D	(1) 60" Table, Left Power	H60D1L16
	(2) 60" Tables, Linked, Left Power	H60D2L16
	(3) 60" Tables, Linked, Left Power	H60D3L16
	(4) 60" Tables, Linked, Left Power	H60D4L16
Locations D	(1) 72" Table, Right Power	H72D1R16
	(2) 72" Tables, Linked, Right Power	H72D2R16
	(3) 72" Tables, Linked, Right Power	H72D3R16
	(4) 72" Tables, Linked, Right Power	H72D4R16
Locations D	(1) 72" Table, Left Power	H72D1L16
	(2) 72" Tables, Linked, Left Power	H72D2L16
	(3) 72" Tables, Linked, Left Power	H72D3L16
	(4) 72" Tables, Linked, Left Power	H72D4L16
Locations E	(1) 60" Table, Right Power	H60E1R16
	(2) 60" Tables, Linked, Right Power	H60E2R16
	(3) 60" Tables, Linked, Right Power	H60E3R16
	(4) 60" Tables, Linked, Right Power	H60E4R16
Locations E	(1) 60" Table, Left Power	H60E1L16
	(2) 60" Tables, Linked, Left Power	H60E2L16
	(3) 60" Tables, Linked, Left Power	H60E3L16
	(4) 60" Tables, Linked, Left Power	H60E4L16
Locations E	(1) 72" Table, Right Power	H72E1R16
	(2) 72" Tables, Linked, Right Power	H72E2R16
	(3) 72" Tables, Linked, Right Power	H72E3R16
	(4) 72" Tables, Linked, Right Power	H72E4R16

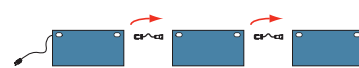
Location	Description	Model #
Locations E	(1) 72" Table, Left Power	H72E1L16
	(2) 72" Tables, Linked, Left Power	H72E2L16
	(3) 72" Tables, Linked, Left Power	H72E3L16
	(4) 72" Tables, Linked, Left Power	H72E4L16
Locations E	(1) 84" Table, Right Power	H84E1R16
	(2) 84" Tables, Linked, Right Power	H84E2R16
	(3) 84" Tables, Linked, Right Power	H84E3R16
	(4) 84" Tables, Linked, Right Power	H84E4R16
Locations E	(1) 84" Table, Left Power	H84E1L16
	(2) 84" Tables, Linked, Left Power	H84E2L16
	(3) 84" Tables, Linked, Left Power	H84E3L16
	(4) 84" Tables, Linked, Left Power	H84E4L16
Locations E	(1) 96" Table, Right Power	H96E1R16
	(2) 96" Tables, Linked, Right Power	H96E2R16
	(3) 96" Tables, Linked, Right Power	H96E3R16
	(4) 96" Tables, Linked, Right Power	H96E4R16
Locations E	(1) 96" Table, Left Power	H96E1L16
	(2) 96" Tables, Linked, Left Power	H96E2L16
	(3) 96" Tables, Linked, Left Power	H96E3L16
	(4) 96" Tables, Linked, Left Power	H96E4L16



Location D H60D3L16, (3) 60" Tables, Linked, Left Power



A **H60D3L16** is a Henri sequence with three (3) 60" tables and the Henri units in Position D. Power enters from the user's left.



Location E H60E3L16, (3) 60" Tables, Linked, Left Power



A **H60E3L16** is a Henri sequence with three (3) 60" tables and the Henri units in Position E. Power enters from the user's left.

Custom Location Print

Below are three easy steps for supplying a print that places Power & Data units in a custom location.

Step 1

Indicate where you want your Power & Data units located in the top. Use center lines for marking positions Versteel will review your location requests to make sure that they do not interfere with base locations and their attachment.

Step 2

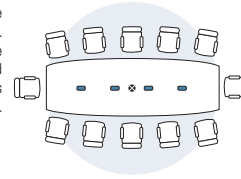
Indicate the face of all Power & Data units to determine which way the power outlets, voice jacks and data jacks will be accessed.

Step 3

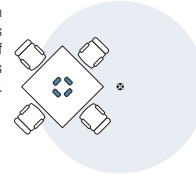
Indicate where the Power & Data sources are located within the space. The orientation of the table(s) within the space will also help to determine the best possible access point.

It's that simple. Call Versteel Customer Service if you have any questions regarding Power & Data Custom Locations.

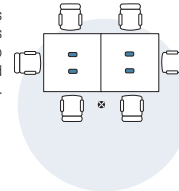
Boatshape conference table with four units. Power is located in the center of the table and the units alternate sides facing the users.



Square table with four units. Power is located to the side of the table and the units each face a user.

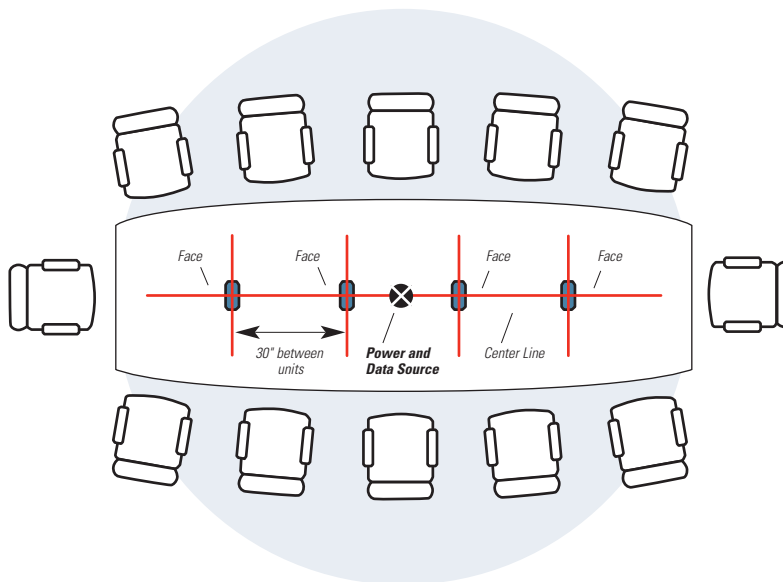


Two (2) square tables linked with two (2) units each. Power is located to the side of the table and the units face outwards.



Sample Print

Special Electrical
four (4) units located
in one (1) table on
the center line of
the table with 30"
between units.



Wiring of voice and data jacks is the sole responsibility of the customer

Single Circuit Powerlink Technical Specifications

Powerlink provides horizontal power, voice and data access as well as cable management.
Powerlink Single Circuit system allows several tables to be powered from a single 15 amp standard grounded outlet plug which will power up to eight (8) duplex outlets per sequence. Circuit breakers and power surge protectors for single or sequenced Powerlinks are at the infeed.

UL Listing requires the limitation of eight(8) Powerlink 42" and 48" length (two plugs per Powerlink) or four (4) Powerlink 60", 72", 84" and 96" length (4 plugs per Powerlink) on a single plug power entry.

Single Circuit and Powerlink Technical Specifications

Voice and data plates are installed in the Powerlink cover with one (1) high speed voice CAT3 and one (1) data CAT6 hardwire jacks as standard. Data plates can be specified to accommodate other voice and data suppliers, contact Versteel Customer Service for details prior to order placement.

Mounting lever locks are factory installed in the bottom front edge of the table. Powerlink installs without the use of tools, in the above table top facing user, below table top facing out or below table top facing user positions.

Each Powerlink unit includes all necessary hardwire connection or flex conduit jumpers, covers and hardware to complete the electrical installation.

Powerlink may be retrofitted to Versteel Class E tables only. Check you Versteel table product label located on the underside of the table top to determine if you table is Class E.

Based on the National Electrical Code, it is not recommended to exceed a 12 amp equipment load per power infeed. See amp load worksheet on page 24.

Planning and Locations

Provide a sketch of your table configuration indicating the power/data sources in the room and Versteel Customer Service will help you specify the power/data solution that will best suit your needs.

Common table configurations with standard power and data locations may be found in the electrical planning section on pages 23-37. Powerlink will always be top mounted facing user unless specified differently.

CONSIDER
Where are the power and data sources located in the room?

What are the expected table configurations of the room?

Powerlink Single Circuit with power infeed. Face drops to allow easy access to wire management channels and linking connections.



Powerlink with sequencing connection mounted above table top, facing user.



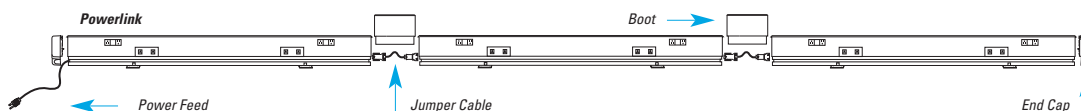
Powerlink mounted below table top, facing out.



Powerlink with sequencing connection mounted below table top, facing user.

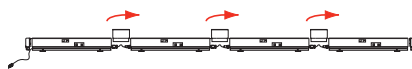


Powerlink can be repositioned in any of the above positions by using the Powerlink lever lock. No tools are required



Circuit	Description	Model #
Single	(1) 42" Table, Right Power	P1-42P1R16
	(2) 42" Tables, Linked, Right Power	P1-42P2R16
	(3) 42" Tables, Linked, Right Power	P1-42P3R16
	(4) 42" Tables, Linked, Right Power	P1-42P4R16
	(5) 42" Tables, Linked, Right Power	P1-42P5R16
	(6) 42" Tables, Linked, Right Power	P1-42P6R16
	(7) 42" Tables, Linked, Right Power	P1-42P7R16
	(8) 42" Tables, Linked, Right Power	P1-42P8R16
Single	(1) 42" Table, Left Power	P1-42P1L16
	(2) 42" Tables, Linked, Left Power	P1-42P2L16
	(3) 42" Tables, Linked, Left Power	P1-42P3L16
	(4) 42" Tables, Linked, Left Power	P1-42P4L16
	(5) 42" Tables, Linked, Left Power	P1-42P5L16
	(6) 42" Tables, Linked, Left Power	P1-42P6L16
	(7) 42" Tables, Linked, Left Power	P1-42P7L16
	(8) 42" Tables, Linked, Left Power	P1-42P8L16
Single	(1) 48" Table, Right Power	P1-48P1R16
	(2) 48" Tables, Linked, Right Power	P1-48P2R16
	(3) 48" Tables, Linked, Right Power	P1-48P3R16
	(4) 48" Tables, Linked, Right Power	P1-48P4R16
	(5) 48" Tables, Linked, Right Power	P1-48P5R16
	(6) 48" Tables, Linked, Right Power	P1-48P6R16
	(7) 48" Tables, Linked, Right Power	P1-48P7R16
	(8) 48" Tables, Linked, Right Power	P1-48P8R16
Single	(1) 48" Table, Left Power	P1-48P1L16
	(2) 48" Tables, Linked, Left Power	P1-48P2L16
	(3) 48" Tables, Linked, Left Power	P1-48P3L16
	(4) 48" Tables, Linked, Left Power	P1-48P4L16
	(5) 48" Tables, Linked, Left Power	P1-48P5L16
	(6) 48" Tables, Linked, Left Power	P1-48P6L16
	(7) 48" Tables, Linked, Left Power	P1-48P7L16
	(8) 48" Tables, Linked, Left Power	P1-48P8L16
Single	(1) 60" Table, Right Power	P1-60P1R16
	(2) 60" Tables, Linked, Right Power	P1-60P2R16
	(3) 60" Tables, Linked, Right Power	P1-60P3R16
	(4) 60" Tables, Linked, Right Power	P1-60P4R16

Circuit	Description	Model #
Single	(1) 60" Table, Left Power	P1-60P1L16
	(2) 60" Tables, Linked, Left Power	P1-60P2L16
	(3) 60" Tables, Linked, Left Power	P1-60P3L16
	(4) 60" Tables, Linked, Left Power	P1-60P4L16
Single	(1) 72" Table, Right Power	P1-72P1R16
	(2) 72" Tables, Linked, Right Power	P1-72P2R16
	(3) 72" Tables, Linked, Right Power	P1-72P3R16
	(4) 72" Tables, Linked, Right Power	P1-72P4R16
Single	(1) 72" Table, Left Power	P1-72P1L16
	(2) 72" Tables, Linked, Left Power	P1-72P2L16
	(3) 72" Tables, Linked, Left Power	P1-72P3L16
	(4) 72" Tables, Linked, Left Power	P1-72P4L16
Single	(1) 84" Table, Right Power	P1-84P1R16
	(2) 84" Tables, Linked, Right Power	P1-84P2R16
	(3) 84" Tables, Linked, Right Power	P1-84P3R16
	(4) 84" Tables, Linked, Right Power	P1-84P4R16
Single	(1) 84" Table, Left Power	P1-84P1L16
	(2) 84" Tables, Linked, Left Power	P1-84P2L16
	(3) 84" Tables, Linked, Left Power	P1-84P3L16
	(4) 84" Tables, Linked, Left Power	P1-84P4L16
Single	(1) 96" Table, Right Power	P1-96P1R16
	(2) 96" Tables, Linked, Right Power	P1-96P2R16
	(3) 96" Tables, Linked, Right Power	P1-96P3R16
	(4) 96" Tables, Linked, Right Power	P1-96P4R16
Single	(1) 96" Table, Left Power	P1-96P1L16
	(2) 96" Tables, Linked, Left Power	P1-96P2L16
	(3) 96" Tables, Linked, Left Power	P1-96P3L16
	(4) 96" Tables, Linked, Left Power	P1-96P4L16



Powerlink Sequence P1-42P4L16

P1-	42P	4	L16
Single Circuit Powerlink	Table Length Powered	Number of Tables Sequenced	Direction of Power Entry

A **P1-42P4L16** is a Sequenced Powerlink unit using a single circuit on a sequence of four (4) 42" tables. Power enters from the user's left.



Powerlink Sequence P1-60P3L16

P1-	60P	3	L16
Single Circuit Powerlink	Table Length Powered	Number of Tables Sequenced	Direction of Power Entry

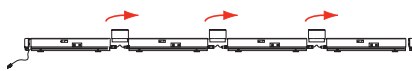
A **P1-60P3L16** is a Sequenced Powerlink unit using a single circuit on a sequence of three (3) 60" tables. Power enters from the user's left.

Power + Data Planning

Powerlink Single Circuit
for Arc Rectangle

Circuit	Description	Model #
Single	(1) 42" Table, Right Power	PI-42P1R16-AR
	(2) 42" Tables, Linked, Right Power	PI-42P2R16-AR
	(3) 42" Tables, Linked, Right Power	PI-42P3R16-AR
	(4) 42" Tables, Linked, Right Power	PI-42P4R16-AR
	(5) 42" Tables, Linked, Right Power	PI-42P5R16-AR
	(6) 42" Tables, Linked, Right Power	PI-42P6R16-AR
	(7) 42" Tables, Linked, Right Power	PI-42P7R16-AR
	(8) 42" Tables, Linked, Right Power	PI-42P8R16-AR
Single	(1) 42" Table, Left Power	PI-42P1L16-AR
	(2) 42" Tables, Linked, Left Power	PI-42P2L16-AR
	(3) 42" Tables, Linked, Left Power	PI-42P3L16-AR
	(4) 42" Tables, Linked, Left Power	PI-42P4L16-AR
	(5) 42" Tables, Linked, Left Power	PI-42P5L16-AR
	(6) 42" Tables, Linked, Left Power	PI-42P6L16-AR
	(7) 42" Tables, Linked, Left Power	PI-42P7L16-AR
	(8) 42" Tables, Linked, Left Power	PI-42P8L16-AR
Single	(1) 48" Table, Right Power	PI-48P1R16-AR
	(2) 48" Tables, Linked, Right Power	PI-48P2R16-AR
	(3) 48" Tables, Linked, Right Power	PI-48P3R16-AR
	(4) 48" Tables, Linked, Right Power	PI-48P4R16-AR
	(5) 48" Tables, Linked, Right Power	PI-48P5R16-AR
	(6) 48" Tables, Linked, Right Power	PI-48P6R16-AR
	(7) 48" Tables, Linked, Right Power	PI-48P7R16-AR
	(8) 48" Tables, Linked, Right Power	PI-48P8R16-AR
Single	(1) 48" Table, Left Power	PI-48P1L16-AR
	(2) 48" Tables, Linked, Left Power	PI-48P2L16-AR
	(3) 48" Tables, Linked, Left Power	PI-48P3L16-AR
	(4) 48" Tables, Linked, Left Power	PI-48P4L16-AR
	(5) 48" Tables, Linked, Left Power	PI-48P5L16-AR
	(6) 48" Tables, Linked, Left Power	PI-48P6L16-AR
	(7) 48" Tables, Linked, Left Power	PI-48P7L16-AR
	(8) 48" Tables, Linked, Left Power	PI-48P8L16-AR

Circuit	Description	Model #
Single	(1) 60" Table, Right Power	PI-60P1R16-AR
	(2) 60" Tables, Linked, Right Power	PI-60P2R16-AR
	(3) 60" Tables, Linked, Right Power	PI-60P3R16-AR
	(4) 60" Tables, Linked, Right Power	PI-60P4R16-AR
Single	(1) 60" Table, Left Power	PI-60P1L16-AR
	(2) 60" Tables, Linked, Left Power	PI-60P2L16-AR
	(3) 60" Tables, Linked, Left Power	PI-60P3L16-AR
	(4) 60" Tables, Linked, Left Power	PI-60P4L16-AR
Single	(1) 72" Table, Right Power	PI-72P1R16-AR
	(2) 72" Tables, Linked, Right Power	PI-72P2R16-AR
	(3) 72" Tables, Linked, Right Power	PI-72P3R16-AR
	(4) 72" Tables, Linked, Right Power	PI-72P4R16-AR
Single	(1) 72" Table, Left Power	PI-72P1L16-AR
	(2) 72" Tables, Linked, Left Power	PI-72P2L16-AR
	(3) 72" Tables, Linked, Left Power	PI-72P3L16-AR
	(4) 72" Tables, Linked, Left Power	PI-72P4L16-AR



Powerlink Sequence P1-42P4L16-AR

P1-	42P	4	L16	AR
Single Circuit Powerlink	Table Length Powered	Number of Tables Sequenced	Direction of Power Entry	Arc Rectangle Top Shape

A **P1-42P4L16AR** is a Sequenced Powerlink unit using a single circuit on a sequence of four (4) 42" tables. Power enters from the user's left, for use with the arc rectangle top shape



Powerlink Sequence P1-60P3L16AR

P1-	60P	3	L16	AR
Single Circuit Powerlink	Table Length Powered	Number of Tables Sequenced	Direction of Power Entry	Arc Rectangle Top Shape

A **P1-60P4L16AR** is a Sequenced Powerlink unit using a single circuit on a sequence of four (4) 42" tables. Power enters from the user's left, for use with the arc rectangle top shape

The configurations illustrated on these pages are meant to show possible options using similar power sources.

Configuration 1

Henri Location E or Powerlink Single Circuit

A classroom or training room with double aisles consisting of two (2) groups (outer) and an instructor's table, each with an individual power supply. Each set of linked tables in the center section has its own power supply

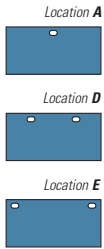
FURNITURE

Tables (24' x 60')
Chairs

QUANTITY

22
42

Henri Power and Data, Location E Option



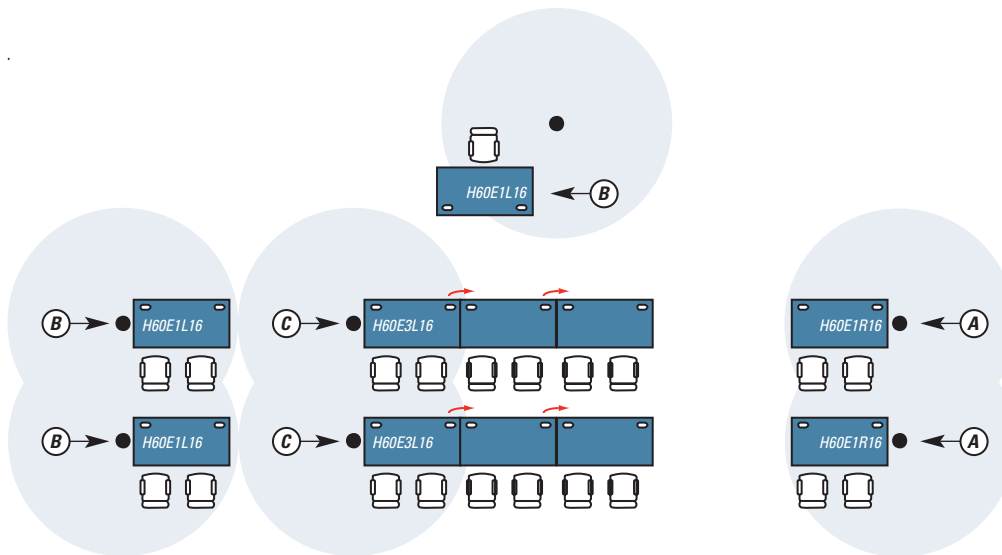
	DESCRIPTION	QUANTITY
A	H60E1R16 Henri Location E (1) 60" table, right power	2
B	H60E1L16 Henri Location E (1) 60" table, left power	3
C	H60E3L16 Henri Location E (3) 60" tables, linked, left power	2

Powerlink Power and Data, Single Circuit Option

	DESCRIPTION	QUANTITY
A	P1-60P1R16 Powerlink Single Circuit (1) 60" table, right power	2
B	P1-60P1L16 Powerlink Single Circuit (1) 60" table, left power	3
C	P1-60P3L16 Powerlink Single Circuit (3) 60" tables, linked, left power	2

POWER
The shaded sphere has a six foot (6') radius to indicate the length of the power cord at floor level.

The black center references the power source location.

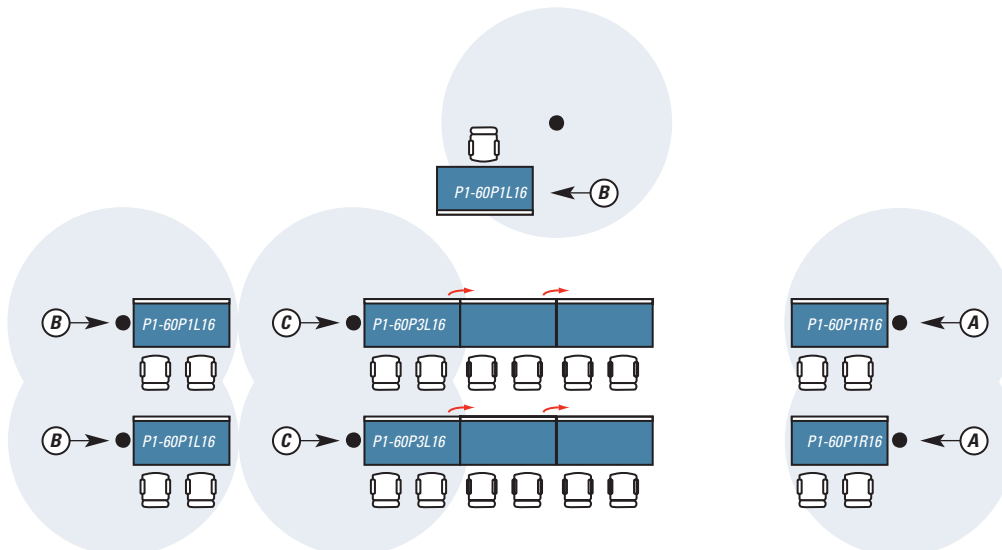


SCALE
Approximate scale for measuring is 3/32.

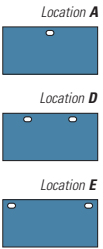
CONSIDER
What is the purpose of the room?

Where are the power and data sources in the room?

Are the tables within a six foot (6') radius of the power sources?



The configurations illustrated on these pages are meant to show possible options using similar power sources.



Configuration 2

Henri Location E

A U-shaped linking configuration for conferencing or training. Three linked table groups are powered from floor monuments.

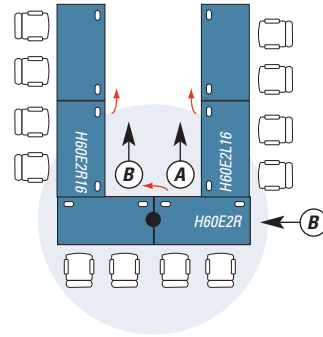
Henri Power and Data, Location E Option

	DESCRIPTION	QUANTITY
A	H60E2L16 Henri Location E (2) 60" tables, linked, left power	1
B	H60E2R16 Henri Location E (2) 60" tables, linked, right power	3

FURNITURE

Tables (24" x 60")
Chairs

QUANTITY
6
12



Configuration 3

Powerlink Single Circuit

A classroom or training room created from a long narrow room. All the power is located on a side wall of the room, with the exception of the instructor's table which has its own power monument in the floor.

Powerlink Power and Data, Single Circuit Option

	DESCRIPTION	QUANTITY
A	P1-60P2R16 Powerlink Single Circuit (2) 60" tables, linked, right power	3
B	P1-60P1R16 Powerlink Single Circuit (1) 60" table, right power	1

POWER
The shaded sphere has a six foot (6') radius to indicate the length of the power cord at floor level.

The black center references the power source location.



SCALE
Approximate scale for measuring is 3/32.

CONSIDER
What is the purpose of the room?

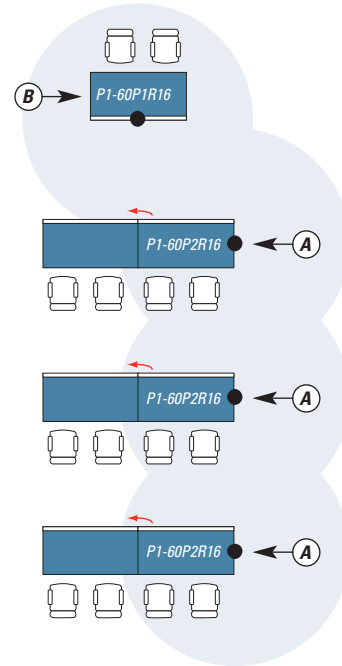
Where are the power sources in the room?

Are the tables within a six foot (6') radius of the power sources?

FURNITURE

Tables (24" x 60")
Chairs

QUANTITY
7
14



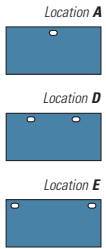
The configurations illustrated on these pages are meant to show possible options using similar power sources.

Configuration 4

Henri Location A or Henri Location E

A classroom or training room occupying a large center section or linked tables with two (2) possible power supplies. The instructor's table has an individual power supply.

Henri Power and Data, Location A Option



	DESCRIPTION	QUANTITY
A	H60A5L16 Henri Location A (5) 60" tables, linked, left power	4
B	H60A1L16 Henri Location A (1) 60" table, left power	1

FURNITURE	QUANTITY
Tables (24" x 60")	22
Chairs	42

Henri Power and Data, Location E Option

	DESCRIPTION	QUANTITY
C	H60E3L16 Henri Location E (3) 60" tables, linked, left power	4
D	H60E2L16 Henri Location E (2) 60" tables, linked, left power	4
E	H60E1L16 Henri Location E (1) 60" table, left power	1

POWER
The shaded sphere has a six foot (6') radius to indicate the length of the power cord at floor level.

The black center references the power source location.

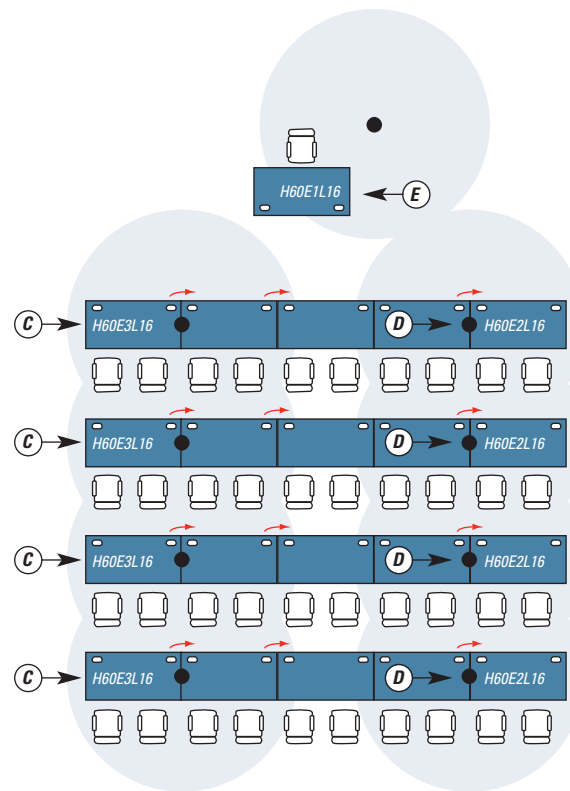
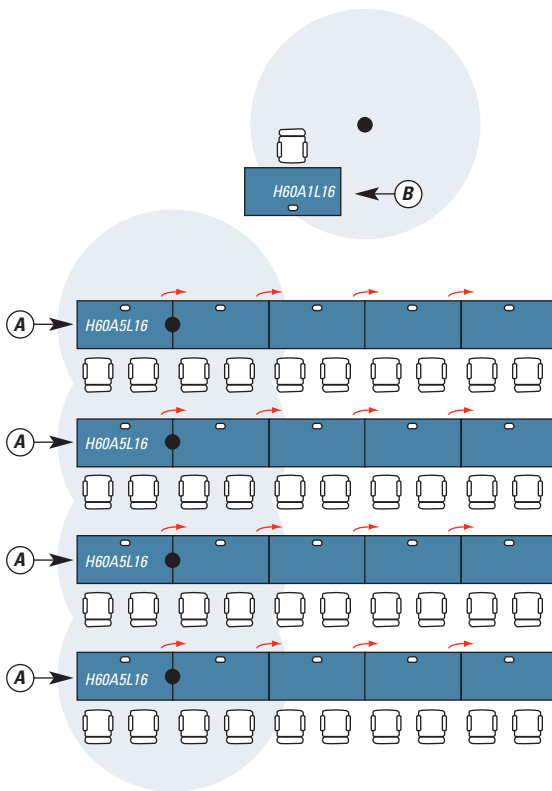


SCALE
Approximate scale for measuring is 3/32.

CONSIDER
What is the purpose of the room?

Where are the power sources in the room?

Are the tables within a six foot (6') radius of the power sources?



Configuration 5

Henri Location A or Henri Location E

A large conference or meeting area formed by linked tables and wedge tops. Two (2) power sources feed the four (4) power and data sequences.

Henri Power and Data, Location A Option

POWER
The shaded sphere has a six foot (6') radius to indicate the length of the power cord at floor level.

The black center references the power source location.



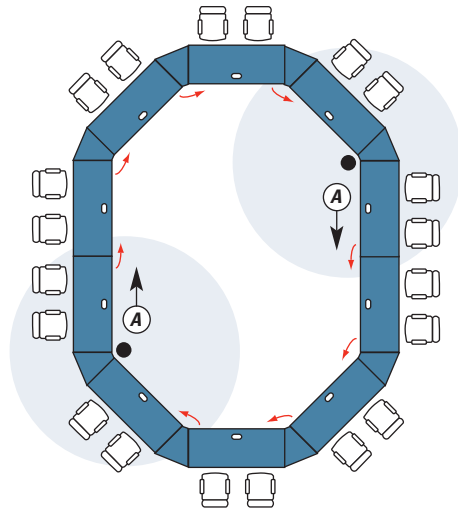
SCALE
Approximate scale for measuring is 3/32.

CONSIDER
What is the purpose of the room?

Where are the power sources in the room?

Are the tables within a six foot (6') radius of the power sources?

DESCRIPTION	QUANTITY
A Special Electrical Package Henri Location A (5) 60" tables, linked, right power	2

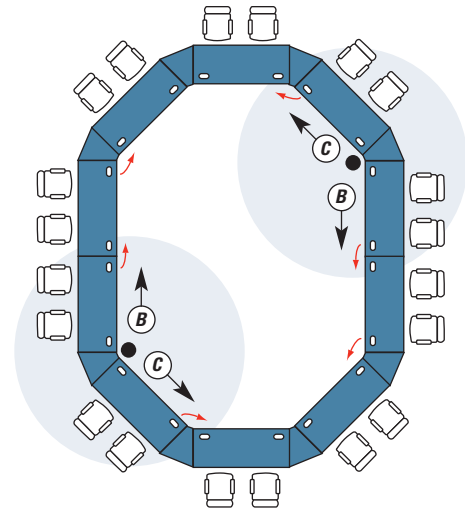


FURNITURE

Tables (24" x 60")	10
Tables (45° 24" wedge)	8
Chairs	20

Henri Power and Data, Location E Option

DESCRIPTION	QUANTITY
B Special Electrical Package Henri Location E (3) 60" tables, linked, right power	2
C Special Electrical Package Henri Location E (2) 60" tables, linked, left power	2



Configuration 6

Henri Location E

A large classroom or training room with side aisles. The room consists of six (6) rows of tables. Power and data is supplied from a floor grid.

The configurations illustrated on these pages are meant to show possible options using similar power sources.

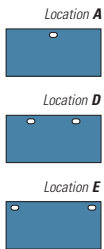
FURNITURE

Tables (24' x 60')
Chairs

QUANTITY

22
48

Henri Power and Data Option (Location E)



	DESCRIPTION	QUANTITY
A	H60E2L16 (2) 60" tables, linked, left power	6
B	H60E2R16 (2) 60" tables, linked, right power	6

POWER
The shaded sphere has a six foot (6') radius to indicate the length of the power cord at floor level.

The black center references the power source location.

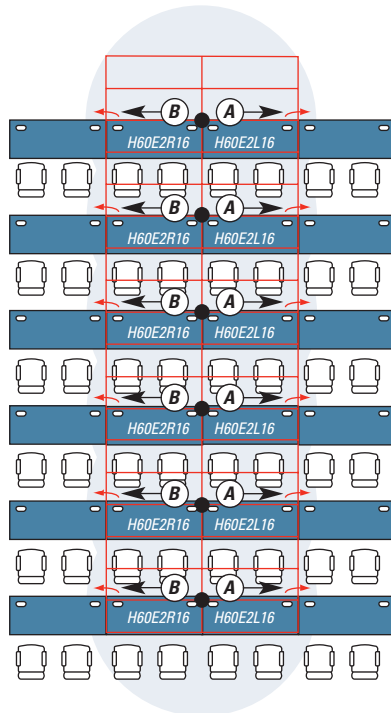


SCALE
Approximate scale for measuring is 3/32.

CONSIDER
What is the purpose of the room?

Where are the power sources in the room?

Are the tables within a six foot (6') radius of the power sources?



The configurations illustrated on these pages are meant to show possible options using similar power sources.

Configuration 7

Powerlink Single Circuit (for arc rectangle top shape)

An amphitheater style classroom or training room with a single aisle. Power sources are located along the aisle and service linked tables with hardwired multi-circuit power. Instructor table has its own single circuit outlet power supply.

FURNITURE

Tables (24' x 60')
Tables (45° 24" wedge)
Chairs

QUANTITY

10
8
20

Powerlink Power and Data, Single Circuit Option

	DESCRIPTION	QUANTITY
A	P1-60P3R-AR16 Powerlink Single Circuit for Arc Rectangle top shape (3) 60" Tables, Linked, Right Power	4
B	P1-60P3L-AR16 Powerlink Single Circuit for Arc Rectangle top shape (3) 60" Tables, Linked, Left Power	4
C	P1-60P2R-AR16 Powerlink Single Circuit for Arc Rectangle top shape (2) 60" Tables, Linked, Right Power	1

POWER
The shaded sphere has a six foot (6') radius to indicate the length of the power cord at floor level.

The black center references the power source location.

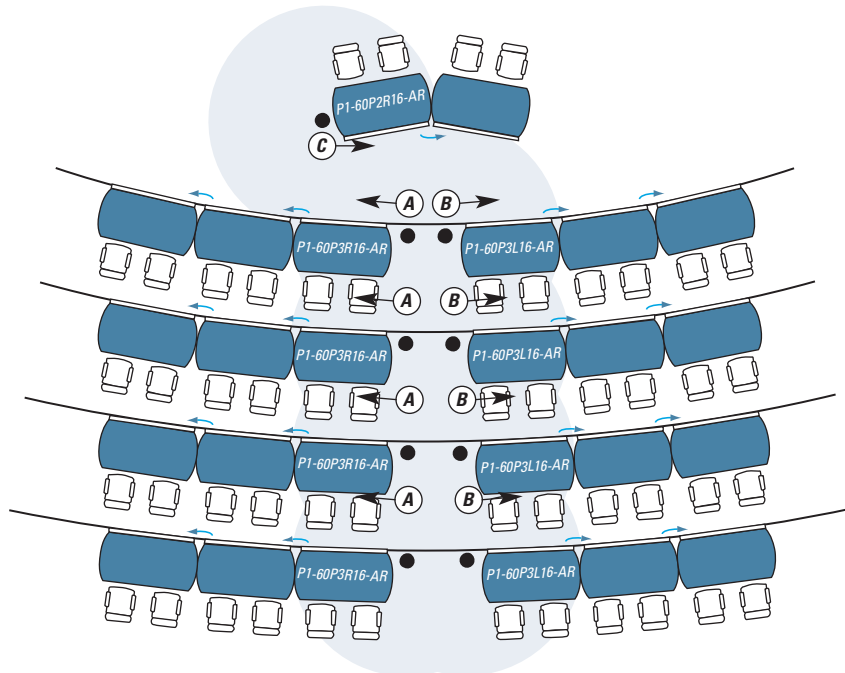


SCALE
Approximate scale for measuring is 3/32.

CONSIDER
What is the purpose of the room?

Where are the power sources in the room?

Are the tables within a six foot (6') radius of the power sources?



Connecting Data/Voice Systems to Your Network Grid

Multiple options are available when specifying data/voice connections for power/data systems in Versteel tables. The appropriate option is dependent upon your specific application.



UNWIRED CONNECTIONS

Unwired data/voice connections need to be wired by the customer's IT department, or an outside IT provider. Unwired connections are "standard" for the following products:

- Henri/Henri Now
- Powerlink
- Power Bay
- Powered Form Modesty

(Unwired connections are optional for all other power/data systems offered by Versteel.)



PREWIRED CONNECTIONS

Prewired data/voice connections terminate with a "male" patch cable connector on the end. This enables the unit to be plugged directly into a data wall plate. A 10' cable is standard for data connections, and a 7' cable is standard for voice connections. Prewired connections are "standard" for the following products:

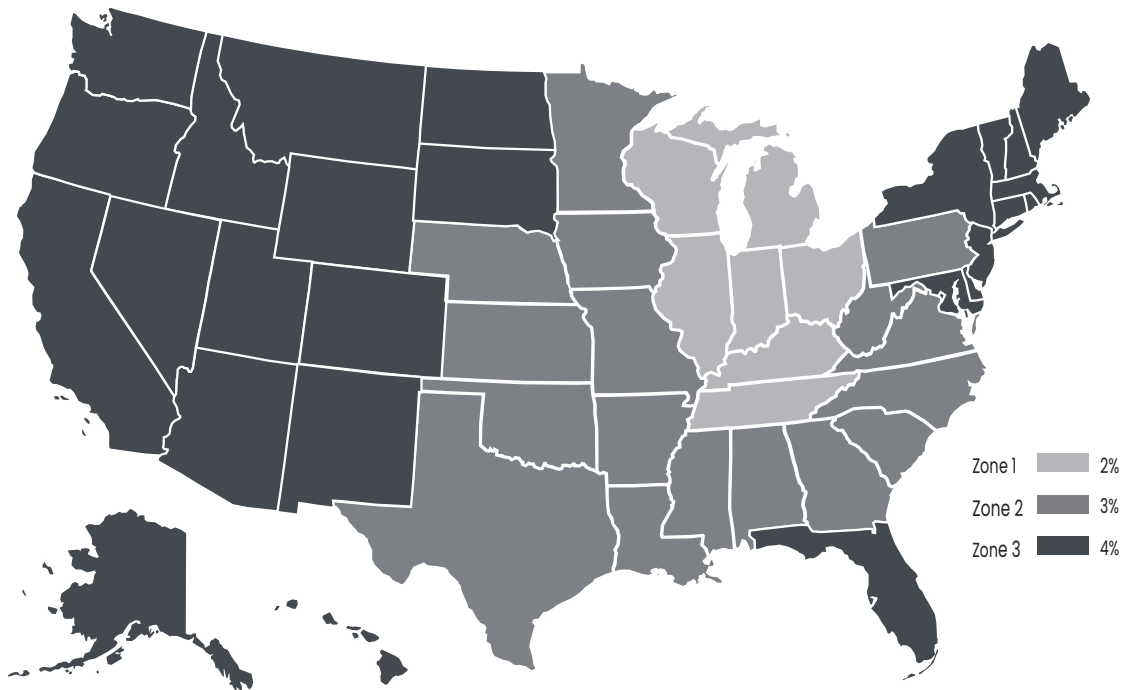
- Axil Z
- Ellora
- Mho
- Node



DATA COUPLERS

Installed directly in the power/data unit, couplers are "female" jacks that allow units to be connected to a data wall plate with a standard data patch cable (with "male" jacks on each end). This is a convenient option for tables that will be moved frequently.

Data Couplers are available on all power/data units, excluding Henri and Henri Now (Henri Quick Connect provides the same functionality as a data coupler for Henri and Henri Now).



* Percentage rates for **Alaska** and **Hawaii** are to Port of Exit in the 48 contiguous states.

Freight Program

Normal delivery is on a dock-to-dock basis, F.O.B. Versteel's factory in Jasper, Indiana. Orders within the 48 contiguous United States will be assessed a freight charge based on a percentage of the total list price, or a flat rate of \$300, whichever is greater. Using the zone map above apply the appropriate percentage to the total list to determine freight cost. Special requests such as inside delivery, "call before," etc. should be noted on the customer's purchase order and are subject to additional charges. Contact Versteel Customer Service regarding freight quotes for shipments to Canada, a minimum charge of \$400 will apply.

Oversize Shipping Fee

Orders received for items or tops greater than 94" in length will receive a \$250 net oversized shipping fee per order. Fee not applied to orders with multi-piece tops where each section is less than 94" in length.

All prices are delivered list price effective with date printed on cover and supersedes all other published price lists. Versteel reserves the right to change prices or specifications without prior notice. Orders are accepted subject to price prevailing at time of shipment.

versteel.com
Made in America
800 876 2120