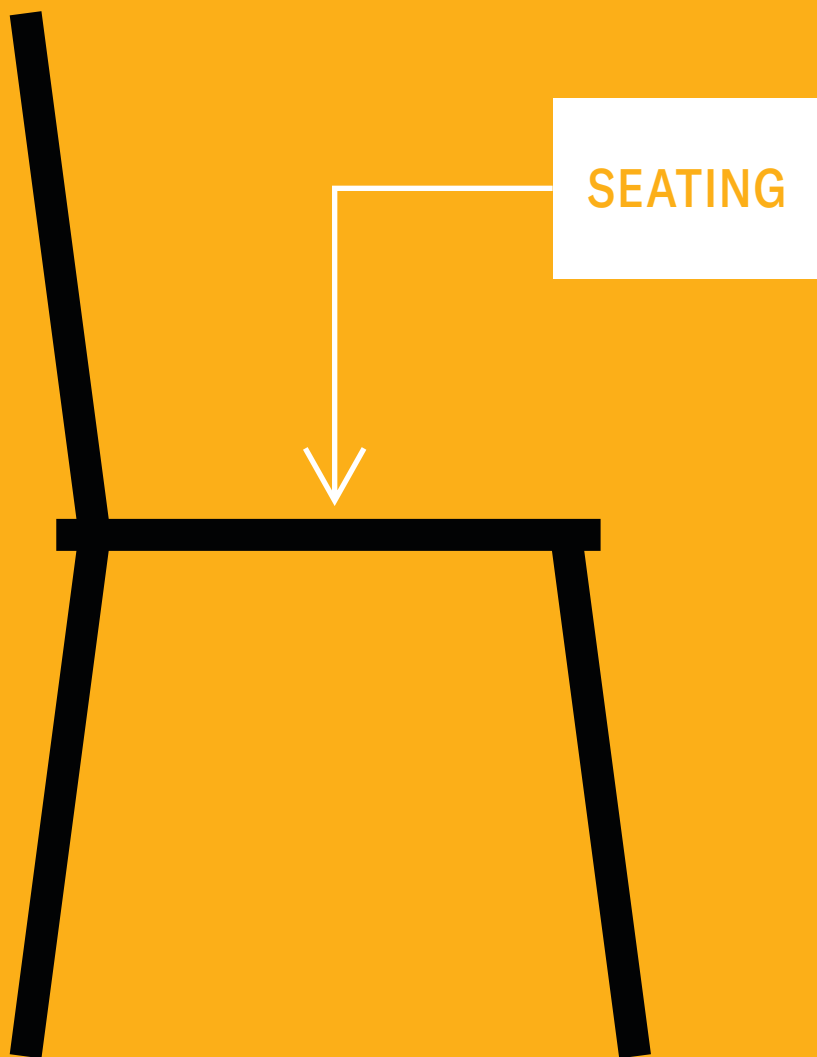


Price List

JUMP TO PRICING [CLICK HERE](#)



VERSTEEL

Product Information		<i>Radius Back Stool</i>	58	<i>COM Information</i>	114	Quanta®	
<i>General Information</i>	2	<i>24" Seat Height</i>		<i>22" Frame</i>	116	<i>Chair Frame & Construction</i>	204
<i>Warranty</i>	4	<i>Armless</i>		<i>33" Frame</i>	117	<i>How to Order</i>	208
<i>Care + Maintenance</i>	4	<i>Radius Back Stool</i>	59	<i>44" Frame</i>	120	<i>Finish Options</i>	209
<i>Quickship Program</i>	5	<i>29" Seat Height</i>		<i>55" Frame</i>	126	<i>COM Information</i>	210
<i>Intellectual Property</i>	426	<i>Armless</i>		<i>66" Frame</i>	130	<i>4-Leg Base Chair</i>	212
<i>Affiliations</i>	426	<i>Radius Back Stool</i>	60	<i>Curved Radius</i>	138	<i>Armless & Arm</i>	
		<i>24" Seat Height</i>		<i>Curved</i>	140	<i>4-Leg Base Chair</i>	213
Options		<i>Arm</i>		<i>Tables</i>	141	<i>Flip-Up Tablet Arm</i>	
<i>Upholstery</i>	6	<i>Radius Back Stool</i>	62	<i>À la Carte</i>	145	<i>4-Leg Base Chair</i>	214
<i>Upholstery - COM</i>	12	<i>29" Seat Height</i>				<i>Retractable Tablet Arm</i>	
<i>Frame Options</i>	16	<i>Arm</i>				<i>4-Leg Base Stool</i>	215
<i>Accessories</i>	16	<i>Radius Back X Chair</i>	64			<i>24" Seat Height</i>	
<i>Custom Charges</i>	18	<i>Arm</i>		Kompis™		<i>Armless & Arm</i>	
				<i>Chair Frame & Construction</i>	152	<i>4-Leg Base Stool</i>	216
Chela®		Companion™ Flared Back		<i>How to Order</i>	156	<i>29" Seat Height</i>	
<i>Chair Frame & Construction</i>	20	<i>Chair Frame & Construction</i>	44	<i>Finish Options</i>	157	<i>Armless & Arm</i>	
<i>How to Order</i>	24	<i>How to Order</i>	48	<i>COM Information</i>	158	<i>Swivel Base Chair</i>	217
<i>Finish Options</i>	25	<i>Finish Options</i>	49	<i>Square Back Chair</i>	160	<i>Armless & Arm</i>	
<i>COM Information</i>	26	<i>COM Information</i>	50	<i>Armless</i>		<i>Apex Base Chair</i>	218
<i>Guest Chair</i>	28	<i>Flared Back Chair</i>	65	<i>Square Back Chair</i>	161	<i>Armless</i>	
<i>Armless & Arm</i>		<i>Armless</i>		<i>Arm</i>		<i>Apex Base Chair</i>	219
<i>Guest Chair</i>	29	<i>Flared Back Youth Chair</i>	66	<i>Square Back Chair</i>	163	<i>Lounge</i>	
<i>Flip-Up Tablet Arm</i>		<i>Armless</i>		<i>Flip-Up Tablet Arm</i>	164	<i>Swivel Disc Base Chair</i>	220
<i>Sled Base Chair</i>	30	<i>Flared Back Chair</i>	67	<i>Square Back Stool</i>	164	<i>Gullwing Arm &</i>	
<i>Armless & Arm</i>		<i>Arm</i>		<i>24" Seat Height</i>		<i>Adjustable Height</i>	
<i>Sled Base Chair</i>	31	<i>Flared Back Chair</i>	69	<i>Armless</i>		<i>Swivel Disc Base Chair</i>	221
<i>Flip-Up Tablet Arm</i>		<i>Flip-Up Tablet Arm</i>		<i>Square Back Stool</i>	164	<i>Gullwing Arm &</i>	
<i>Swivel Caster Base Chair</i>	32	<i>Flared Back Chair</i>	70	<i>29" Seat Height</i>		<i>Fixed Height</i>	
<i>Armless & Arm</i>		<i>Retractable Tablet Arm</i>		<i>Armless</i>			
<i>Swivel Glide Base Chair</i>	33	<i>Flared Back Stool</i>	71	<i>Square Back Stool</i>	165	Quanta® Max	
<i>Armless & Arm</i>		<i>24" Seat Height</i>		<i>24" Seat Height</i>		<i>Chair Frame & Construction</i>	222
<i>Sled Base Stool</i>	34	<i>Armless</i>		<i>Arm</i>		<i>Beam Frame & Construction</i>	225
<i>24" Seat Height</i>		<i>Flared Back Stool</i>	72	<i>Square Back Stool</i>	167	<i>How to Order</i>	228
<i>Armless & Arm</i>		<i>29" Seat Height</i>		<i>29" Seat Height</i>		<i>Finish Options</i>	229
<i>Sled Base Stool</i>	35	<i>Armless</i>		<i>Arm</i>		<i>4-Leg Wood Base</i>	230
<i>29" Seat Height</i>		<i>Flared Back Stool</i>	73	<i>Square Back X Chair</i>	169	<i>Poly Shell</i>	
<i>Armless & Arm</i>		<i>24" Seat Height</i>		<i>Arm</i>		<i>4-Leg Wood Base</i>	231
<i>Swivel Caster Base Stool</i>	36	<i>Arm</i>		OH!™		<i>Ply Shell</i>	
<i>Armless & Arm</i>		<i>Flared Back Stool</i>	75	<i>General Information</i>	170	<i>Sled Chair</i>	232
<i>Swivel Glide Base Stool</i>	37	<i>29" Seat Height</i>		<i>Warranty</i>	171	<i>Poly Shell</i>	
<i>Armless & Arm</i>		<i>Arm</i>		<i>Care + Maintenance</i>	171	<i>4-Leg Chair</i>	233
		<i>Flared Back X Chair</i>	77	<i>Planning Guide</i>	172	<i>Poly Shell</i>	
		<i>Arm</i>		<i>Construction Specifications</i>	176	<i>Sled Chair</i>	234
Chela® Beam Seating				<i>Upholstery Information</i>	177	<i>Flip-Up Tablet Arm</i>	
<i>Chair Frame & Construction</i>	22	Elly™		<i>How to Order</i>	180	<i>Poly Shell</i>	
<i>4-Leg Base</i>	38	<i>General Information</i>	78	<i>Options</i>	181	<i>4-Leg Chair</i>	235
<i>Connectors</i>	42	<i>Warranty</i>	79	<i>No Back</i>	186	<i>Ply Shell</i>	
<i>Configurations</i>	43	<i>Care + Maintenance</i>	79	<i>With Back</i>	187	<i>Sled Chair</i>	236
		<i>Specifications</i>	80	<i>Ottoman</i>	188	<i>Retractable Tablet Arm</i>	
		<i>Planning</i>	81	<i>Tables</i>	190	<i>Poly Shell</i>	
		<i>Upholstery Information</i>	83	<i>Configurable No Back</i>	192	<i>4-Leg Chair</i>	237
Companion™ Radius Back		<i>How to Order</i>	86	<i>Configurable With Back</i>	193	<i>Ply Shell</i>	
<i>Chair Frame & Construction</i>	44	<i>Finish Options</i>	87	<i>Configurable Tables</i>	194	<i>Retractable Tablet Arm</i>	
<i>How to Order</i>	48	<i>Chair</i>	90	<i>Privacy Screen Tackable</i>	196	<i>Poly Shell</i>	
<i>Finish Options</i>	49	<i>Two Seat</i>	91	<i>Privacy Screen Acoustic</i>	197	<i>Sled Chair</i>	238
<i>COM Information</i>	50	<i>Three Seat</i>	92			<i>Retractable Tablet Arm</i>	
<i>Radius Back Chair</i>	52	<i>Bench</i>	93			<i>Ply Shell</i>	
<i>Armless</i>		<i>Linking Tables</i>	94			<i>4-Leg Chair</i>	239
<i>Radius Back Youth Chair</i>	53	<i>Pull Up Table</i>	96			<i>Retractable Tablet Arm</i>	
<i>Armless</i>				Ollie™		<i>Ply Shell</i>	
<i>Radius Back Chair</i>	54	Immix®		<i>Construction</i>	198	<i>Sled Stool - 24"</i>	240
<i>Arm</i>		<i>Options</i>	98	<i>COM Information</i>	200	<i>Poly Shell</i>	
<i>Radius Back Chair</i>	56	<i>Planning Guide</i>	100	<i>Round</i>	202	<i>4-Leg Stool - 24"</i>	241
<i>Flip-Up Tablet Arm</i>		<i>Bench Frame & Construction</i>	108	<i>Square</i>	203	<i>Poly Shell</i>	
<i>Radius Back Chair</i>	57	<i>How to Order</i>	110			<i>Sled Stool - 24"</i>	242
<i>Retractable Tablet Arm</i>		<i>Finish Options</i>	111			<i>Ply Shell</i>	
		<i>Top Construction Specifications</i>	113			<i>4-Leg Stool - 24"</i>	243
						<i>Ply Shell</i>	
						<i>Sled Stool (Mid Back) - 24"</i>	244
						<i>Ply Shell</i>	

4-Leg Stool (Mid Back) - 24" Ply Shell	245	SIMON®		Zuri®	
Sled Stool - 29" Poly Shell	246	Chair Frame & Construction	350	Chair Frame & Construction	402
4-Leg Stool - 29" Poly Shell	247	How to Order	352	How to Order	404
Sled Stool - 29" Ply Shell	248	Finish Options	353	Finish Options	405
4-Leg Stool - 29" Ply Shell	249	COM Information	354	COM Information	406
Sled Stool (Mid Back) - 29" Ply Shell	250	Guest Chair Armless Glides & Casters	356	Sled Chair Laminate Armless & Arm	408
4-Leg Stool (Mid Back) - 29" Ply Shell	251	Guest Chair Arm Glides & Casters	358	4-Leg Chair Laminate Armless & Arm	409
Swivel Base Chair Poly Shell	252	Guest Chair Retractable Tablet Arm Right Glides & Casters	360	Sled Chair Veneer Armless & Arm	410
Swivel Base Chair Ply Shell	253	Guest Chair Retractable Tablet Arm Left Glides & Casters	362	4-Leg Chair Veneer Armless & Arm	411
Swivel Base Stool Poly Shell	254	Guest Chair Oversize Tablet Arm Right Glides & Casters	364	Sled Chair Upholstered Armless & Arm	412
Swivel Base Stool Ply Shell	255	Guest Chair Oversize Tablet Arm Left Glides & Casters	366	4-Leg Chair Upholstered Armless & Arm	413
Swivel Base Stool (Mid Back) Ply Shell	256	Stool 24" Seat Height Armless & Arm	368	Sled Stool 24" Seat Height Laminate Armless & Arm	414
Poly Beam One Seat/One Top	258	Stool 29" Seat Height Armless & Arm	370	4-Leg Stool 24" Seat Height Laminate Armless & Arm	415
Poly Beam One Seat/Two Top	263			Sled Stool 24" Seat Height Veneer Armless & Arm	416
Poly Beam Two Seat	265			4-Leg Stool 24" Seat Height Veneer Armless & Arm	417
Poly Beam Two Seat/One Top	272	Socius™		Sled Stool 24" Seat Height Veneer Armless & Arm	418
Poly Beam Three Seat	287	Chair Frame & Construction	372	4-Leg Stool 24" Seat Height Veneer Armless & Arm	419
Ply Beam One Seat/One Top	294	How to Order	374	Sled Stool 24" Seat Height Upholstered Armless & Arm	420
Ply Beam One Seat/Two Top	299	Finish Options	375	4-Leg Stool 29" Seat Height Laminate Armless & Arm	421
Ply Beam Two Seat	301	COM Information	376	Sled Stool 29" Seat Height Veneer Armless & Arm	422
Ply Beam Two Seat/One Top	308	Patient Chair High Back & Mid Back Arm	378	4-Leg Stool 29" Seat Height Veneer Armless & Arm	423
Ply Beam Three Seat	323	Bariatric X Chair Mid Back Arm	379	Sled Stool 29" Seat Height Veneer Armless & Arm	424
		The Maker Project™		4-Leg Stool 29" Seat Height Upholstered Armless & Arm	425
Sate™		General Information	380		
Chair Frame & Construction	330	Warranty	381		
How to Order	334	Environmental Policy	382		
Finish Options	335	Care + Maintenance	383		
COM Information	336	Construction & Finish Information	384		
Guest Chair Armless	338	Stool	386		
Guest Chair Arm	339	Bench & Cushion	388		
Stool 24" Seat Height Armless & Arm	340				
Stool 29" Seat Height Armless & Arm	342	Zayn®			
Guest Chair Retractable Tablet Arm	344	General Information	390		
Swivel Base Chair Armless	345	Warranty	391		
Swivel Base Chair Arm	346	Care + Maintenance	391		
Swivel Base Stool Armless & Arm	347	Upholstery Information	392		
		How to Order	394		
		Finish Options	395		
		Options/Custom Charges	396		
		Guest Chair with Glides	398		
		Guest Chair with Casters	399		
		Lounge Chair with Glides	400		
		Stool with Glides	401		

Prices

All prices are list price, effective with date printed on cover, and supersedes all other published price lists. Orders within the 48 contiguous United States will be assessed a freight charge based on a percentage of the total net price, or a flat rate of \$250*, whichever is greater. A minimum charge of \$300* will apply to all shipments to Canada. Fees will be calculated using the zone map located on page 427. Normal delivery is on a dock-to-dock basis. Additional charges may apply on special requests noted on the customer's purchase order such as inside delivery, "call before," etc. Versteel reserves the right to change prices, shipping fees, or specifications without prior notice. Orders are accepted subject to price prevailing at time of shipment.

Acknowledgement

Orders are accepted, manufactured and invoiced in accordance with the acknowledgement. Notify Versteel immediately of any discrepancies. Acknowledged orders may not be cancelled or modified without written consent from Versteel.

Orders

All orders must be received in writing, accompanied by final material and finish specifications for order entry.

CONTACT VERSTEEL

EMAIL	contact@versteel.com
TELEPHONE	800 876 2120 812 634 2120
FACSIMILE	812 482 9318

MAILING ADDRESS

Versteel
2332 Cathy Lane
Jasper, IN 47546

Faxed orders are accepted. Duplicate orders that are received by mail (after having been faxed) and not marked "Confirmation" are the responsibility of the customer.

Telephone orders must be confirmed in writing within 24 hours, marked "Confirmation." Duplicate orders not marked "Confirmation" are the responsibility of the customer.

Credit

You are requested to enclose one bank reference and three trade references with your initial order.

Credit Cards

Versteel accepts Mastercard, Visa & AMEX credit card payment for invoiced sales. Credit card information must be presented along with the Sales Order (with a signed Credit Card Authorization Form attached). There is no cash discount extended to credit card orders. Credit cards will be charged at time of shipment. A 2.5% processing fee will be applied for all credit card purchases. Processing fee will not be applied to GSA or contract orders. Versteel will not accept credit cards for payment of account balances.

Changes or Cancellation

Any change or cancellation to an order must be submitted in writing and confirmed by Versteel Customer Service before the change or cancellation is effective. Due to short lead times, any change or cancellation may result in charges if materials have entered the production process.

Shipping Schedule

All Seating 4-5 WEEKS

NOTE CHAIR ORDERS WITH COM UPHOLSTERY WILL BE SCHEDULED UPON RECEIPT OF COM UPHOLSTERY YARDAGE

Shipping

Normal delivery is on a dock-to-dock basis, F.O.B. Versteel's factory in Jasper, Indiana. Special requests such as inside delivery, "call before," etc. should be noted on the customer's purchase order and are subject to additional charges. See freight program on page 427 for shipping charges.

Chela, Companion, Kompis, Ollie, Quanta, Sate, SIMON, Socius and Zuri chairs/stools ship fully assembled. Companion Tablet Arm chairs require mounting of the tablet surface to the frame. Chela Beam requires assembly.

Orders shipping outside of the contiguous 48 United States will have shipping quoted as a separate line item.

FOB ORIGIN, FREIGHT PREPAID

Versteel
2332 Cathy Lane
Jasper, IN 47546

Shipping Damage Claims or Shortages

Legal title of merchandise passes to the buyer upon acceptance of the carrier. All cartons must be carefully inspected upon delivery. Visibly damaged product should not be accepted from the carrier until the damage is noted on delivery receipt. Versteel will not accept responsibility if the delivery receipt is signed as "clear". Retain any damaged goods and take photos for claim filing purposes. Details of visible damage should be noted on the delivery receipt. Shortages must be noted on the bill of lading prior to accepting the shipment.

Concealed Damage

If concealed damage is discovered the receiver must notify the freight carrier within 5 business days from receipt of the product(s). For claim consideration the receiver must request an inspection of the damaged goods by the carrier. All damaged product and packaging should be retained and photos taken for claim filing use. Inspections must occur at the original delivery point to be considered for claim submittal. Reports of concealed damage after five business days will not be considered.

Partial Shipments

Versteel makes every attempt to ship orders complete and on schedule. However, we reserve the right to make partial shipments as product is ready, in an effort to get your order to you as quickly as possible. Invoices covering these shipments are to be paid as they become due.

Returns

No return merchandise will be accepted without Versteel's written consent and shipping instructions. Unauthorized returns will not be accepted.

Terms

Terms are 1%, 10 days, net 30 days from date of invoice.

Force Majeure

Versteel shall be excused from the duty to render timely performance of any obligation hereunder if such inability to perform is caused directly or indirectly by act of God, flood, war, riot, fire, accident, explosion, strikes or labor trouble, act of government, delay or default by a subcontractor or supplier of materials or services, transportation difficulty or delay, the existence of any circumstance making performance commercially impracticable or any other cause beyond Versteel's reasonable control. Buyer's obligation to make any payment due and owing to Versteel shall not be excused for any reason whatsoever.

Oversized Shipping Fee

Orders received for items or tops greater than 94" in length will receive a \$200♦ net oversized shipping fee per order. Fee not applied to orders with multi-piece tops where each section is less than 94" in length.

Warranty

All table and seating products manufactured by Versteel are guaranteed by a Lifetime Warranty against defects in materials and workmanship from the date of purchase. Products manufactured/adapted for use in a Pavilion or Pop-Up setting are covered under a three (3) year warranty against defects in materials and workmanship from date of purchase.

Electrical items manufactured by Versteel are guaranteed against defect for a period of five (5) years from date of purchase.

Electrical items not manufactured by Versteel are covered by the manufacturers under their specified warranty.

Consumables such as gas cylinders, casters and glides are covered for a period of one (1) year. Adjustable height bases with crank and counterbalanced components, are covered under a two (2) year warranty. Versteel will not cover labor costs associated with replacing the casters or glides.

Wood veneer is warranted for a period of ten (10) years. Natural variations in grain, color or texture of wood should not be construed as defects under this warranty.

Versteel will replace or repair (at our discretion) without cost to our customers any item manufactured by Versteel found to be defective as a result of defective material or workmanship and is still owned by the original purchaser. We will not, however, repair any item which is not properly installed, abused or subject to any use other than that which was originally intended. Warranty does not cover normal wear and tear of the product, which is expected over the course of ownership. Any repairs by the customer must receive specific written authorization from Versteel before being executed on location to receive proper reimbursement for associated costs. In no event shall liability under this warranty exceed the original purchase price.

Pavilion and Pop-Up products must be covered and out of direct sunlight. Use location must be a minimum of 100 miles from saltwater.

Warranty on plastic laminates, Corian®, KrystalCast® and upholstery is not covered by Versteel but is covered by laminate, Corian®, KrystalCast® and textile manufacturers under their specified warranty only. All foams, fabrics and vinyls are prone to stretch and loosen over time through normal use. This natural effect, called puddling, is covered for a period of one (1) year from the date of purchase.

There are no other warranties expressed or implied.

Care of Wood Chair Parts

Clean all surfaces frequently with water-dampened soft cloth, moving the cloth with the grain direction. Quickly buff dry. Immediately remove any liquids that come in contact with wood surfaces using a blotting action to absorb liquid. Lift objects to move them. Never pull them across the finished surface.

Avoid exposing furniture to extreme heat and cold or to wide humidity variances. Avoid exposing furniture to strong sunlight. Do not use soaps, commercial cleaners or harsh solvents (nail polish remover, acetates, etc.) as they will cause finish deterioration.

Care of Laminate Surfaces and PVC Edges

Clean with a mild soap solution and rinse with clean, clear water. Wipe the entire surface, moving with the pattern and follow with a clean, dry soft cloth.

Care of Powder Coat and Nickel Frames

Clean with a mild soap solution and rinse with clean, clear water. Wipe the entire surface and follow with a clean, dry cloth to buff dry.

Care of Chrome Frames

Clean with a wet cloth or window cleaner. For scuff marks or heavy soiling, a non-abrasive automotive chrome polish can be applied as directed.

Maintenance of Mechanical Parts

Clean any lint or debris from the moving parts of the mechanisms. Do not apply lubricant. Mechanisms have been designed and tested to not require lubrication under normal conditions.

Care of Upholstery Surfaces

For Versteel standard fabrics and vinyls, consult the back of the appropriate swatch card for cleaning codes and any specific instructions. For COM materials, consult with the individual textile manufacturer for cleaning codes and any specific instructions pertaining to your particular fabric.


Care of Poly Parts

Clean with a mild soap solution and rinse with clean water. Avoid exposure to harsh or acidic solvents (nail polish remover, orange cleaner, bleach, etc.) as it will cause finish deterioration.



Manufacturer certifies that products meet or exceed applicable ANSI/BIFMA standards and testing.

Quickship Program

 Available for select products in the Chela, Companion, Kompis, SIMON, OH!, Quanta Max and The Maker Project seating lines along with select products in the Deci, Paces, Performance, Vela and Wavelink table lines.

The Versteel Quickship Program consists of up to 50 tables, 25 tables with modesty panels or 100 chairs in 10 working days from time of order (received by 12pm EST).

Orders must be accompanied by final material and finish specifications for order entry. They must be clearly marked "Quickship" and consist of products from the program. Quickship orders cannot be changed or cancelled, and credit approval must be acquired within 24 hours.

For additional information see Versteel.com

Upholstery Grades**Grade 2**

Etch
 Fedora
 Fabric Grade-In
 Vinyl Grade-In
 Customer's Own Material

Grade 3

Cover Cloth
 Evo CV
 Faux Felt
 Flock
 Hobnob
 Hyde CV
 Keynote
 Kit
 Linen CV
 Mode
 Neo
 Odessa
 Polygon
 Solitaire
 Sport
 Synergy
 Tribeca CV
 Vanguard CV
 Fabric Grade-In
 Vinyl Grade-In

Grade 4

Brisa Distressed
 Brisa Mokume
 Brisa Original
 Faux Mo
 Oath
 Ultraleather Original
 Fabric Grade-In
 Vinyl Grade-In

Grade 5

Fabric Grade-In
 Vinyl Grade-In

Grade 6

Fabric Grade-In
 Vinyl Grade-In

Upholstery Details**QS Fedora (Mayer) FFE__ Grade 2**

Width 54" Content: 100% Polyester

Aegean	Eucalyptus	Plum
Aquamarine	Fawn	Purple
Bitumen	Indigo	Ruby
Cactus	Light Grey	Tangelo
Charcoal	Midnight	Tomato
Citron	Mink	Topaz
Dapper	Opal	Winter
Dew	Persimmon	
Espresso	Pewter	

Fabric Grade-In FG2__ Grade 2**Fabric Customer's Own Material FCM__ Grade 2****QS Etch (Mayer) VET__ Grade 2**

Width 54" Content: 78% Vinyl Phthalate Free Face,
 22% Polyester Backing

Chalk	Flame	Mocha
Charcoal	Grape	Nickel
Crystal	Khaki	Penny
Denim	Lime	Sand
Ebony	Mango	Sapphire
Espresso	Marigold	Shitake

Vinyl Grade-In VG2__ Grade 2**Vinyl Customer's Own Material VCM__ Grade 2****Cover Cloth (Momentum) FCL__ Grade 3**

Width: 59" Content: 100% Polyester

Antique	Graphite	Savor
Bouquet	Heirloom	Shire
Coffee	Hickory	Sorrel
Cyan	Indigo	Taiga
Delft	Jet	Taupe
Electric	Navel	Vesper
Flame	Oat	Vessel
Fuchsia	Platinum	Zest

Faux Felt (Momentum) FFF__ Grade 3

Width 54" Content: 62% Repreve® Post-Consumer Recycled Polyester, 38% Polyester

Bark	Graphite	Quail
Berry	Lagoon	Sprout
Camel	Path	Stone
Charcoal	Pebble	Vibrant
Coral	Pool	
Flannel	Pumice	

Flock (Momentum) FFL__ Grade 3

Width 56" Content: 53% Recycled Polyester, 47% Polyester

Agave	Flint	Nickel
Amber	Harbor	Paprika
Baltic	Harp	Ruby
Cayman	Hearth	Surf
Crocus	Heather	Twine
Demure	Ivy	Walnut
Dusk	Lapis	Wheat
Fern	Nautical	
Flannel	Nettle	

Hobnob (Momentum) **FHO__ Grade 3**

Width 56" Content: 51% Recycled Polyester, 49% Polyester

Adobe	Deck	Shale
Alarm	Depth	Smith
Armor	Dew	Tangelo
Ash	Forest	Teal
Bay	Ginger	Tide
Beyond	Henna	Timber
Cannon	Iris	Zebra
Carbon	Limon	
Carob	Maple	

Keynote (Momentum) **FKE__ Grade 3**

Width 54" Content: 100% Repreve® Post Consumer Recycled Polyester

Aquarian	Linen	Sangria
Chai	Menthe	Simmer
Chicory	Mesa	Wicker
Curry	Palmetto	
Granite	Reflect	

Kit (Momentum) **FKI__ Grade 3**

Width 54" Content: 57% Recycled Polyester, 43% Polyester

Aqua	Ebony	Paradise
Blazer	Fiesta	Pebble
Dover	Mocha	Quartz
Dune	Moonstone	
Earth	Pacific	

QS Odessa (Mayer) **FOD__ Grade 3**

Width 54" Content: 64% Acrylic, 36% Polyester

Bark	Mandarin	Ruby
Grass	Marigold	Sea
Gravel	Oyster	Turquoise
Indigo		

QS Polygon (Mayer) **FPO__ Grade 3**

Width 54" Content: 60% Post-Consumer Recycled Polyester, 40% Rayon

Citron	Navy	Sable
Grass	Ocean	Smoke
Jute	Onyx	Stone
Mulberry		

Solitaire (Momentum) **FSL__ Grade 3**

Width 57" Content: 50% Repreve® Post Consumer Recycled Polyester, 50% Polyester

Aztec	Galena	Onyx
Cadet	Garnet	Peel
Currant	Graphite	Poppy
Cyan	Griffin	Pumice
Derby	Jubilee	Smith
Dove	Lapis	Tinsel
Emerald	Midnight	Tobacco
Flax	Mist	Violet

Sport (Momentum) **FSP__ Grade 3**

Width 56" Content: 98% Post Consumer Recycled Polyester, 2% Polyester

Alarm	Curry	Pewter
Aloe	Dayglow	Port
Apple	Downpour	Pumice
Brick	Flax	Sage
Cadet	Koi	Spa
Cobalt	Mercury	Turquoise
Cocoa	Onyx	

Synergy (Momentum) **FSN__ Grade 3**

Width 53" Content: 71% Repreve® Post Consumer Recycled Polyester, 29% Polyester

Aegean	Denim	Sandstone
Balsamic	Lichen	Seaglass
Barley	Meadow	Tango
Bedrock	Otter	
Carbon	Pecan	

Fabric Grade-In **FG3__ Grade 3**

Evo CV (Momentum) **VEV__ Grade 3**

Width 54" Content: 100% Clean Vinyl/Phthalate Free

Aqua	Dew	Pewter
Ash	Ganache	Pumice
Baltic	Indigo	Putty
Bluestar	Jetty	Ram
Bluet	Kelly	Regal
Breeze	Khaki	Saddle
Brick	Mink	Sage
Carob	Mist	Scarlet
Chambray	Nubuck	Shiraz
Cork	Onyx	Skylar
Cyan	Path	Tangelo
Cypress	Peri	Zest

Hyde CV (Momentum) **VHY__ Grade 3**

Width 54" Content: 100% Clean Vinyl/Phthalate Free
NOTE: Not available on OH! or Zuri fully upholstered

Agate	Cyprus	London
Apricot	Derby	Onyx
Blush	Dewdrop	Parchment
Cadet	Driftwood	Peridot
Camel	Ecru	Pumice
Caneware	Fern	Rainfall
Cassis	Fossil	Saddle
Cayenne	Griffin	Skylight
Celadon	Inkwell	Thistle
Claret	Lichen	Tropic

Linen CV (Momentum) **VLI__ Grade 3**

Width 54" Content: 100% Clean Vinyl/Phthalate Free

Amber	Graphite	Mercury
Antique	Jade	Nickel
Cadet	Java	Parchment
Charcoal	Khaki	Sage
Cumin	Lapis	Sandstone
Cyprus	Madder	Sky
Driftwood	Mandarin	

QS Mode (Mayer) **VMO__ Grade 3**

Width 54" Content: 81% Vinyl Phthalate Free Face,
19% Polyester Backing

Burlap	Flax	Pearl
Caribbean	Ink	Persimmon
Celery	Jade	Pewter
Chambray	Mocha	Silver
Cinnamon	Orchid	Spruce
Denim	Paprika	Straw

QS Neo (Mayer) **VNE__ Grade 3**

Width 54" Content: 45% Polyurethane Polycarbonate PVC Free
Face, 55% Polyester Backing

Aloe	Clay	Midnight
Artichoke	Cyan	Oceanside
Bellini	Domino	Pine
Black	Flint	Rapids
Blue Sky	Frost	Regal
Cacao	Grass	Rye
Camelback	Grenadine	Sepia Dark
Chestnut	Kiln	Slate Purple
Chipotle	Kumquat	Spring Wood
Citrus	Lead	Summer White
Claret	Metal	White Ash

Tribeca CV (Momentum) **VTR__ Grade 3**

Width 54" Content: 100% Clean Vinyl/Phthalate Free

Airy	Griffin	Plume
Amber	Hearth	Root
Cane	Jam	Rubine
Cascade	Java	Shadow
Cloud	Lichen	Shell
Downpour	Mariner	Slate
Fossil	Mica	

Vanguard CV (Momentum) **VVA__ Grade 3**

Width 54" Content: 100% Clean Vinyl/Phthalate Free

Autumn	Foil	Polaris
Buff	French	Savor
Calico	Gilded	Sequoia
Carbon	Lunette	Sprout
Cave	Pebble	Spruce
Crème	Pier	Steel

Vinyl Grade-In **VG3__ Grade 3****Faux Mo (Momentum)** **FFM__ Grade 4**

Width 55" Content: 58% Repreve® Post Consumer Recycled
Polyester, 42% Polyester

Bark	Moss	Rust
Black	Nickel	Sapphire
Charcoal	Oat	Shadow
Crimson	Ochre	Shale
Delta	Path	Shell
Grass	Persimmon	Sienna
Lapis	Pine	Sky
Limon	Poppy	Spa
Marine	Putty	Stone
Merlot	Ruby	Wheat

Oath (Momentum) **FOA__ Grade 4**

Width 55" Content: 50% Repreve® Post Consumer Recycled
Polyester, 50% Polyester

Anise	Chocolate	Lodestone
Azure	Cordovan	Madder
Balsam	Crocus	Mineral
Burlwood	Driftwood	Nectar
Cane	Ecu	Sandbar
Carnelian	Fieldstone	Tango
Celadon	Foothill	Taupe
Charcoal	Juniper	Verbena

Fabric Grade-In **FG4__ Grade 4****Brisa Distressed (Ultrafabrics)** **PBD__ Grade 4**

Width 54" Content: 100% Polycarbonate Polyurethane,
65% Polyester, 35% Rayon

Bison	Koala	Railroad
Bridle	Lasso	Saddle
Buckskin	Manila	Shield
Chamois	Moccasin	Steerhide
Coyote	Muslin	Stormy
Desert Tan	Navajo Ivory	Waylan
French Roast	Pelt	
Iron	Prairie	

Brisa Mokume (Ultrafabrics) **PBM__ Grade 4**

Width 54" Content: 100% Polycarbonate Polyurethane,
65% Polyester, 35% Rayon

Concrete	Ocean Air	Tiki Hut
Grey Jay	Outback	Treehouse
Jungle	Sidewalk	Waterfall
Jurassic	Starry Night	Wild West
Katalox	Sunlight	

Brisa Original (Ultrafabrics) **PBO__ Grade 4**

Width 54" Content: 100% Polycarbonate Polyurethane,
65% Polyester, 35% Rayon

Abyss	Cream	Peat
Apple Green	Desert Clay	Pompeian Red
Ash	Esmeralda	Putty
Aztec	Evening Blue	Quicksilver
Bark	Flamingo	Rose Red
Beet Root	French Vanilla	Sage
Birch	Ginger	Salsa
Black Onyx	Golden	Seaweed
Blossom	Gravel	Shiitake
Blue Sea	Hazy Lilac	Skyway
Bone	Honeycomb	Sterling Blue
Cabernet	Iceberg	Strawberry
Cambridge Blue	Indigo	Truffle
Canyon	Koi	Turq
Caramel	Mineral	White
Celery	Moon	Wishbone
Cinnabar	New Sand	Wrought Iron
Coffee Bean	Night Navy	
Cookie Dough	Olive	

Ultraleather Original (Ultrafabrics)..... PU0__Grade 4

Width 54" Content: 100% Polycarbonate Polyurethane,
100% Reinforced Rayon

Admiral	Dove Grey	Poppy
Adobe	Dusk	Poseidon
Almond	Elephant	Rain Dance
Apricot	Ermine	Raven Wing
Arctic	Eucalyptus	Red
Autumn Leaf	Fudge	Riviera
Baltic	Garnet	Salmon
Bayou	Granite	Sand
Boysenberry	Herbal Mist	Sassy
Brick	Hide	Schooner
Buff	Hot Chocolate	Shetland
Cashmere	Ice	Silver Pearl
Cave	Ivory	Sonora
Chamois	Lagoon	Sorbet
Champagne	Light Oyster	St. John
Charcoal	Milkweed	Stone
Chianti	Nile	Sweetgrass
Citrus	Papyrus	Tan
Curry	Parrot	Taupe
Cyan	Pecan	Toro
Desert Rose	Pelican	Walnut
Diplomat Blue	Pine Cone	White
Doe	Plum	

Vinyl Grade-In VG4__Grade 4

Fabric Grade-In FG5__Grade 5

Vinyl Grade-In VG5__Grade 5

Fabric Grade-In FG6__Grade 6

Vinyl Grade-In VG6__Grade 6

Swatch cards for all Versteel upholstery are available upon request.

Fabric Reference & Samples

For fabric reference, please refer to Versteel's fabric cards.

MOMENTUM
TEXTILES



Standard Versteel Upholstery

Standard Versteel Upholstery offers a range of materials, from fabrics in a variety of colors and textures to vinyls for soil resistance. Please refer to Versteel's fabric cards or the "Materials and Finishes" section of our web site for reference information. versteel.com

Grade-In Upholstery

Versteel has coordinated with upholstery manufacturers to simplify your order process. Many of the manufacturers' offerings have been pre-approved for application on Versteel Seating.

Contact Versteel Customer Service with your selected fabric choice to be graded in. They will supply you with the appropriate grade-in designator. On your purchase order, complete the information with the pattern name, color description and grade-in designator, and Versteel will take it from there.

Customer's Own Material

Customer's Own Materials (COM's) are not an issue on Versteel Seating. Many COM's are pre-approved for application on Versteel Seating. Call Versteel Customer Service with your COM selection to determine if it has been pre-approved. If your selection has not been pre-approved, reference the "Receiving COM Approval" section below. We will not produce products with textiles containing fire retardant materials.

Receiving COM Approval

Not all materials are suitable for upholstery on all chairs. A 12" x 12" memo sample must be supplied for approval before a COM material is accepted for an order. If the material is directional in pattern or weave, the pattern repeat (in inches) in both directions or the weave direction must be supplied.

Excess COM

Versteel will not store excess COM for more than 30 days after the order has been completed. If excess material is to be returned after order completion, send the request to Versteel Customer Service prior to acknowledge ship date. It is the customer's responsibility to arrange for the return of the material "freight collect."

COM Requiring Application Test

If an application test is required for your selected COM, send test sample material along with the following:

- 1- Name and return address
- 2- Chair model selected
- 3- Sketch showing special requirements for the positioning of the material's pattern on the chair seat and chair back, if special considerations are required.

NOTE ALL UPHOLSTERIES ARE CUT UP THE ROLL TO MAXIMIZE YIELD AND WEAR PERFORMANCE

Ship COM to: **Versteel**
2332 Cathy Lane
Jasper, IN 47546

COM must be shipped to the factory with transportation costs "prepaid." If material is considered defective or unusable, it will be returned "transportation collect."

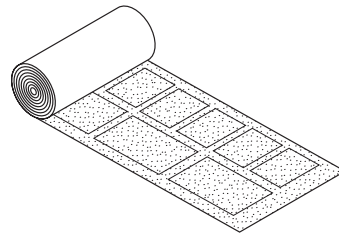
For standard lead time orders, tag fabric with purchase order number and identify with project number if possible.

Application of Directional Fabrics

Due to the upholstery process, some fabrics not considered directional by the supplier may be considered directional by Versteel.

With the exception of OH! and Zayn all COM's are cut "up the roll" unless otherwise directed by the customer. (see illustration below)

EXAMPLE PATTERN CUT "UP THE ROLL"



If special cutting or upholstery application is required, you must indicate requirement at time of order entry.

Patterned COM Additional Yardage Guide

Use the guide below to aid in ordering the appropriate COM fabric when needing to match a pattern with a repeat. To use this guide, add the vertical and horizontal repeats together (e.g. a 5" vertical repeat plus an 11" horizontal repeat gives a 16" total). Then find the appropriate entry on the chart, and increase the yardage estimate by the percentage indicated.

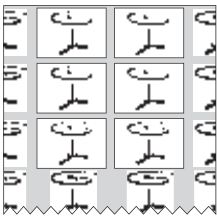
For example: The yardage estimate is 8 yards of 54" wide fabric and the pattern has a repeat of 11" horizontal and 5" vertical. Add up the repeats (11" + 5" = 16") and find the appropriate entry – 15% in this example. Fifteen percent more fabric is required to match the pattern. 8 yards plus and extra 15% is 9.2 yards.

Fabric Width	Plain Fabric	3" - 14" Repeat	15" - 19" Repeat	20" - 27" Repeat	28" - 36" Repeat	37" - 45" Repeat	46" - 54" Repeat
54"	0%	10%	15%	20%	25%	30%	35%
50" - 52"	10%	20%	25%	30%	35%	40%	45%

Decorative Patterns

Yardage requirements are greatly affected by the size of the repeat and the print or pattern of the material. Versteel cuts all seating patterns with aesthetic concerns in mind for high quality and consistency. Refer to the COM listing for the yardage required for pattern repeat on page 12.

The illustration below shows the proper placement of six seat panels on a piece of patterned fabric.



Please note the shaded portion of the fabric is unusable. It is not always appropriate to place a seat pattern at the edge of the fabric.

Versteel Seating COM Standard Yardage Requirements

COM yardage requirements are calculated for chairs and stools based on a material width of 54" and a repeat of 2" or less. For material less than 54" wide, contact Versteel for yardage requirements. Use the chart below as a guide to calculate your COM yardage. For quantities greater than 200 chairs or stools, contact Versteel Customer Service for calculation of COM yardage by chair model.

Quantity of Chairs	1	2	3	4	5	6	7	8	9	10	11	12	13	14	15
Chela (with or without arms)															
Upholstered Seat & Back	1.5	2.5	2.5	3.5	3.5	4.5	4.5	5.5	6.0	6.5	7.5	7.5	8.5	8.5	9.5
Upholstered Seat Only	1.0	1.5	1.5	2.0	2.0	2.5	2.5	3.5	4.0	4.0	4.5	4.5	5.0	5.0	6.0
Upholstered Back Only	0.5	1.0	1.3	1.3	1.8	2.0	2.0	2.5	2.5	3.0	3.0	3.5	3.5	4.0	4.0
Companion and Kompis Radius & Flared Back (with or without arms) <i>Yardage includes upholstered armcaps if specified.</i>															
Upholstered Seat & Back	1.5	2.5	3.5	4.5	5.0	6.0	6.5	7.5	9.0	9.5	11.0	11.0	13.0	13.0	14.5
Upholstered Seat Armless	1.0	1.5	1.5	2.5	2.5	3.0	3.0	4.0	4.5	4.5	5.0	5.0	6.0	6.0	6.5
Upholstered Seat with Arms	1.0	1.5	1.5	2.5	2.5	3.0	3.0	4.0	4.5	4.5	5.0	5.0	6.0	6.0	6.5
Upholstered Back Only	1.0	2.0	2.0	2.5	3.5	4.0	4.5	5.0	5.5	6.0	6.5	7.0	7.5	8.0	8.5
Companion and Kompis X Radius & Flared Back <i>Yardage includes upholstered armcaps.</i>															
Upholstered Seat, Back & Armcaps	2.5	5.0	7.0	9.0	11.0	13.5	15.5	17.0	19.0	21.5	23.0	24.5	26.5	28.5	30.5
Ollie Round (fully upholstered)															
Lid & Bottom (same fabric)	1.3	3.0	3.8	5.0	6.0	6.3	7.0	8.3	8.5	10.0	10.5	12.0	13.0	14.0	14.5
Lid (Fabric 01)	0.8	1.3	1.5	2.5	3.0	3.0	3.5	4.5	5.0	5.0	5.0	6.0	6.5	7.0	7.0
Bottom (Fabric 02)	1.3	1.8	2.5	3.0	4.0	4.5	5.0	5.8	6.3	6.8	8.0	8.5	9.0	9.5	10.5
Ollie Square (fully upholstered)															
Lid & Bottom (same fabric)	2.0	3.5	4.8	6.0	7.0	8.3	9.5	10.0	11.3	13.0	13.8	15.0	16.3	17.5	18.8
Lid (Fabric 01)	0.8	1.3	1.5	2.5	3.0	3.0	3.5	4.5	5.0	5.0	5.0	6.0	6.5	7.0	7.0
Bottom (Fabric 02)	1.8	3.0	3.5	4.5	6.3	6.8	8.0	8.5	9.5	11.3	11.8	13.0	13.5	14.5	16.3
Quanta															
Upholstered Seat Only	1.0	1.5	1.5	2.0	2.5	2.5	3.5	3.5	4.0	4.0	4.5	4.5	5.0	5.5	5.5
Upholstered Seat & Back	1.5	2.5	3.0	4.0	4.5	5.0	6.0	6.5	6.5	7.0	8.0	8.5	9.0	10.0	11.0
Gullwing-Upholstered Seat Only	1.5	2.5	4.0	5.0	6.0	7.0	8.5	9.5	11.0	12.0	14.5	15.5	17.0	18.0	19.5
Gullwing-Upholstered Seat & Back	2.0	3.5	4.5	6.0	7.0	8.5	9.5	11.0	12.0	13.0	14.5	15.5	17.0	18.0	20.0
Quanta Max															
Upholstered Seat Only	1.0	1.5	1.5	2.0	2.5	2.5	3.5	3.5	4.0	4.0	4.5	4.5	5.0	5.5	5.5
Sate															
Upholstered Seat Only	1.0	1.5	1.5	2.0	2.5	2.5	3.5	3.5	4.0	4.0	4.5	4.5	5.0	5.5	5.5
SIMON (with or without arms)															
Upholstered Seat & Back	1.5	2.5	3.0	4.0	5.0	5.5	6.5	7.5	8.0	9.0	9.5	10.5	11.0	12.0	13.0
Upholstered Seat Only	1.0	1.5	1.5	2.5	3.0	3.0	3.5	4.5	5.0	5.0	5.0	6.0	6.5	7.0	7.0
Upholstered Back Only	1.0	2.0	2.0	2.5	3.5	4.0	4.5	5.0	5.5	6.0	6.5	7.0	7.5	8.0	8.5
Socius															
Patient Mid Back	2.5	4.0	5.5	7.0	8.0	10.0	11.5	13.0	15.0	16.5	17.5	18.5	19.5	21.5	23.5
Patient High Back	3.0	4.0	6.0	8.0	9.0	11.0	12.0	14.0	17.0	18.0	19.5	20.5	22.5	24.0	26.5
Bariatric Mid Back	5.0	8.0	10.0	13.0	15.0	18.0	20.0	23.0	25.0	28.0	—	—	—	—	—
Zuri															
Upholstered Seat & Back (One Piece)	2.0	3.0	4.0	5.0	6.0	7.0	8.0	9.5	10.5	11.5	—	—	—	—	—
Upholstered Seat Pad	1.0	1.5	1.5	2.0	2.0	2.5	2.5	3.0	3.0	3.5	3.5	4.5	4.5	5.0	5.0
Low Back	1.5	2.5	2.5	3.5	3.5	4.5	4.5	6.0	6.0	7.0	—	—	—	—	—

Versteel Seating COM Standard Yardage Requirements

COM yardage requirements are calculated for benches based on a material width of 54" and a repeat of 2" or less. For material less than 54" wide, contact Versteel for yardage requirements. Use the chart below as a guide to calculate your COM yardage. For quantities greater than 10 benches, contact Versteel Customer Service for calculation of COM yardage by bench model.

NOTE THIS CHART IS NOT APPLICABLE FOR MULTIPLE FABRICS ON ONE BENCH. CONTACT VERSTEEL CUSTOMER SERVICE FOR YARDAGE REQUIREMENTS IF SPECIFYING MULTIPLE FABRICS.

Quantity of Benches	1	2	3	4	5	6	7	8	9	10
Immix 22" frame										
IM2022 01	1.5	2.5	3.5	4.5	5.0	6.0	7.0	8.0	9.0	10.0
IM2022 02	2.5	4.5	6.0	8.0	10.0	12.0	13.5	15.0	16.5	18.5
IM2022 03 R or L	3.0	5.5	7.5	9.5	12.5	14.0	16.5	18.5	20.5	23.0
IM2022 04	4.0	6.0	8.5	10.5	13.0	15.0	17.0	19.5	22.0	24.5
Immix 33" frame										
IM2033 01	1.5	3.5	5.0	6.5	7.5	9.0	10.5	11.5	12.5	14.0
IM2033 02	3.5	6.5	9.0	12.5	15.0	18.0	20.0	23.0	25.5	28.5
IM2033 03 R or L	4.0	8.0	11.0	14.0	17.0	20.5	24.0	26.5	30.0	33.0
IM2033 04	5.0	9.0	12.5	16.0	19.5	23.5	27.0	31.0	35.0	38.5
IM2033 11 H	1.5	2.5	3.5	4.5	5.0	6.0	7.0	8.0	9.0	10.0
IM2033 12 HR or HL	2.5	4.5	6.0	8.0	10.0	12.0	13.5	15.0	16.5	18.5
IM2033 13 HR or HL	3.0	5.5	7.5	9.5	12.5	14.0	16.5	18.5	20.5	23.0
IM2033 14 HR or HL	4.0	6.0	8.5	10.5	13.0	15.0	17.0	19.5	22.0	24.5
Immix 44" frame										
IM2044 D01	2.5	4.0	6.0	8.0	9.0	11.0	12.0	13.0	15.0	16.0
IM2044 D02	4.5	7.5	11.5	14.5	18.5	22.5	25.5	28.5	31.5	34.5
IM2044 D03 R or L	5.0	9.0	13.0	17.0	22.0	26.0	30.0	34.0	38.0	41.0
IM2044 D04	5.5	9.0	14.0	19.5	24.0	28.0	32.0	36.0	40.0	45.0
IM2044 D05	6.0	10.5	15.0	20.0	24.5	28.5	34.0	38.5	42.5	46.0
IM2044 01	2.0	3.5	5.0	6.5	8.0	9.0	10.0	12.0	13.0	14.0
IM2044 02	4.5	8.5	11.0	15.0	18.5	22.0	25.0	28.5	32.0	36.0
IM2044 03 R or L	4.5	8.5	13.0	16.5	20.5	24.0	28.0	32.0	36.0	39.5
IM2044 04	5.0	9.5	14.0	18.0	23.0	27.0	32.0	36.0	40.0	44.0
IM2044 11 F	1.5	2.5	3.5	4.5	5.0	6.0	7.0	8.0	9.0	10.0
IM2044 12 FR or FL	2.5	4.5	6.0	8.0	10.0	12.0	13.5	15.0	16.5	18.5
IM2044 13 FR or FL	3.0	5.5	7.5	9.5	12.5	14.0	16.5	18.5	20.5	23.0
IM2044 14 FR or FL	4.0	6.0	8.5	10.5	13.0	15.0	17.0	19.5	22.0	24.5
IM2044 11 H	1.5	3.5	5.0	6.5	7.5	9.0	10.5	11.5	12.5	14.0
IM2044 12 HR or HL	3.5	6.5	9.0	12.5	15.0	18.0	20.0	23.0	25.5	28.5
IM2044 13 HR or HL	3.5	8.0	11.0	14.0	18.0	20.5	24.0	26.5	30.0	33.0
IM2044 14 HR or HL	4.0	9.0	12.5	16.0	19.5	23.5	27.0	31.0	35.0	38.5
Immix 55" frame										
IM2055 D01	2.5	5.0	7.5	9.5	12.0	13.5	17.0	19.0	21.0	23.0
IM2055 D02	5.0	10.5	15.0	19.5	24.5	29.0	33.0	38.0	42.5	47.0
IM2055 D03 R or L	5.5	11.0	16.5	20.5	26.0	31.0	36.5	41.0	46.5	52.5
IM2055 D04	6.0	12.0	17.0	23.0	28.0	34.0	39.0	44.0	50.0	55.0
IM2055 D05	7.0	13.0	18.5	24.0	31.0	36.5	40.5	49.0	53.5	60.0
IM2055 01	3.0	5.5	8.0	10.0	12.0	14.0	17.0	19.0	21.5	23.0
IM2055 02	5.0	10.5	15.0	19.5	24.5	29.0	33.0	38.0	42.5	47.0
IM2055 03 R or L	5.5	11.0	16.5	20.5	26.0	31.0	36.5	41.0	46.5	52.5
IM2055 04	6.5	12.5	17.5	23.5	28.5	34.5	39.5	44.5	50.5	55.5
IM2055 11 HC	2.5	4.0	6.0	8.0	9.0	11.0	12.0	13.0	15.0	16.0
IM2055 12 HC	4.5	7.5	11.5	14.5	18.5	22.5	25.5	28.5	31.5	34.5
IM2055 13 HC R or L	5.0	9.0	13.0	17.0	22.0	26.0	30.0	34.0	38.0	41.0
IM2055 14 HC	6.0	9.0	14.0	19.5	22.0	27.0	32.0	36.0	40.0	45.0
IM2055 15 HC	7.0	12.5	18.0	23.0	28.5	34.0	39.0	44.5	49.5	55.0

Versteel Seating COM Yardage Repeat Pattern Additional Requirements

2–14" repeat, add 15% to the standard yardage requirement.
 15–27" repeat, add 30% to the standard yardage requirement.
 28–36" repeat, add 35% to the standard yardage requirement.

Quantity of Benches	1	2	3	4	5	6	7	8	9	10
Immix 66" frame										
IM2066 D01	3.0	6.5	9.5	12.5	14.0	17.0	20.0	22.0	24.0	27.0
IM2066 D02	6.5	12.0	17.5	24.5	30.5	35.5	40.5	45.5	51.0	57.0
IM2066 D03 R or L	7.5	13.5	21.0	26.5	33.0	38.5	44.0	50.0	55.5	61.5
IM2066 D04	7.0	15.5	21.5	28.5	34.0	40.5	47.5	53.5	59.5	65.5
IM2066 D05	8.0	14.5	22.0	30.0	35.0	42.0	46.0	55.0	61.5	68.5
IM2066 T01	4.0	6.5	9.5	12.0	14.5	17.5	19.5	22.5	24.5	29.0
IM2066 T02	7.0	12.5	18.0	23.5	28.5	33.5	38.5	43.5	49.0	54.0
IM2066 T03 R or L	7.0	13.0	19.5	26.0	31.5	37.0	42.5	48.5	55.0	61.0
IM2066 T04	7.5	15.5	21.5	27.5	34.0	40.0	45.5	52.5	58.0	65.5
IM2066 T05	9.0	16.5	23.5	30.5	39.0	44.5	52.5	59.0	66.0	77.5
IM2066 01	3.0	5.5	8.0	10.0	12.5	14.5	17.0	19.0	21.0	23.0
IM2066 02	7.0	12.5	18.5	24.0	29.0	34.5	40.0	45.0	50.5	56.0
IM2066 03 R or L	7.0	13.0	18.5	25.0	31.5	37.0	42.5	48.5	55.0	61.0
IM2066 04	7.5	15.5	21.5	27.5	34.0	40.0	46.5	52.5	58.5	65.0
IM2066 11 FC	2.5	4.0	6.0	8.0	9.0	11.0	12.0	13.0	15.0	16.0
IM2066 12 FC	4.5	7.5	11.5	14.5	18.5	22.5	25.5	28.5	31.5	34.5
IM2066 13 FC R or L	5.0	9.0	13.0	17.0	22.0	26.0	30.0	34.0	38.0	41.0
IM2066 14 FC	5.5	9.0	14.0	19.5	24.0	28.0	32.0	36.0	40.0	45.0
IM2066 15 FC	7.0	12.5	18.0	23.0	28.5	34.0	39.0	44.5	49.5	55.0
IM2066 11 HC	3.0	5.0	7.5	9.5	12.0	13.5	17.0	19.0	21.0	23.0
IM2066 12 HC	5.5	10.5	15.0	19.5	24.5	29.0	33.0	38.0	42.5	47.0
IM2044 13 HC R or L	6.0	11.0	16.5	20.5	26.0	31.0	36.5	41.0	46.5	52.5
IM2066 14 HC	6.5	12.0	17.0	23.0	28.0	34.0	39.0	44.0	50.0	55.0
IM2066 15 HC	7.5	13.5	20.0	26.0	32.0	37.5	42.5	48.0	54.0	59.5
Immix 30°										
IM2030CT 01	2.0	4.0	5.5	7.0	8.0	9.5	10.0	12.0	13.0	15.0
Immix 45°										
IM2045CT 01	3.0	4.5	6.0	7.5	9.0	11.0	12.5	14.0	15.5	17.0
Immix 60°										
IM2060CT 01	3.0	4.5	6.0	7.5	9.0	11.0	12.5	14.0	15.5	17.0
Immix 90°										
IM2090CT 01	3.0	4.5	6.0	7.5	9.0	11.0	12.5	14.0	15.5	17.0
À la Carte										
Seats										
IMAC 2020US	1.5	2.5	3.5	4.5	5.5	6.5	7.0	8.5	9.0	10.0
IMAC 2031US	2.0	3.5	4.5	6.0	7.5	9.0	10.0	11.5	12.5	14.0
IMAC 2042US	2.0	4.0	6.0	8.0	9.0	11.0	12.0	13.0	15.0	16.0
IMAC 2053US	3.0	5.5	8.0	10.0	12.5	15.0	18.0	20.0	22.0	24.0
IMAC 2064US	3.5	6.5	9.5	12.0	14.5	17.0	19.5	22.5	25.0	28.5
Backs										
IMAC 2022UB	1.5	3.0	4.0	5.0	6.0	7.5	8.5	9.5	10.5	12.0
IMAC 2033UB	2.0	3.5	5.0	6.0	7.5	9.0	10.5	11.5	12.5	14.0
Arm										
IMAC 2011UA	1.5	1.5	2.0	2.5	3.0	3.0	4.0	4.5	4.5	5.0

AVAILABLE ON
CHELA
COMPANION
IMMIX
KOMPIS
QUANTA
SATE
SIMON
SOCIUS
ZURI

Chrome Finish

See individual series for availability and pricing.

Pricing for all chairs includes standard powder coat colors.

NOTE NO CHARGE ON CHELA GUEST OR SLED BASE

**Nickel Finish
\$200 / chair**

Specify Nickel Finish, add \$200 list per chair

Pricing for all chairs includes standard powder coat colors. SIMON not available in nickel.

NOTE NO CHARGE ON CHELA GUEST OR SLED BASE

**Premium Powder Coats
\$147 / chair**

When a premium powder coat is specified, add \$147 list per chair

Pricing for all chairs includes standard powder coat colors.

**Stain Finish Match
\$894 / per finish, per order**

Specify code **OSM** (Stain Finish Match), add \$894 list per finish, per order

Alternative Stain Finishes are available for veneer and wood edged tops.

For Stain Finish Matching, you must supply a 4" x 4" finish color and grain reference sample. An expertly finish-matched sample will be provided for customer approval.

NOTE CUSTOM COLOR MATCHING APPROVALS MAY AFFECT STANDARD PRODUCTION SCHEDULES

AVAILABLE ON
COMPANION
KOMPIS
QUANTA
SATE
SIMON
ZURI

**Hard Surface Glides - Nylon (set of 4)
\$20 / chair or stool**

Specify Hard Surface Glides - Nylon and add \$20 list per chair or stool.

Glide surface is nylon and designed for use on hard surface flooring. See individual product pages for availability and ordering code.

**Hard Surface Glides - Felt (set of 4)
\$20 / chair or stool**

Specify Hard Surface Glides - Felt and add \$20 list per chair or stool.

Glide surface is felt and designed for use on hard surface flooring. See individual product pages for availability and ordering code.

**Felt Hard Surface Replacement Caps (set of 4)
\$20 / chair or stool**

Specify code **ABGFRC** (Felt Hard Surface Replacement Caps), add \$20 list per chair or stool

Felt replacement caps for felt hard surface glides.

**Accessory Glide Replacement Tool
\$23 / tool**

Specify code **AGRT** (Accessory Glide Replacement Tool), add \$23 list per tool

Use to remove worn felt hard surface glide caps.

**Casters - Non-Locking Dual Wheel (set of 4)
\$153 / chair**

Black non-locking dual wheel, 2" diameter hard and soft wheel casters may be specified on many seating models. Please refer to the individual pricing pages for availability. Caster option must be specified at the time of order and does not change the chair seat height.

**Casters - Non-Locking Single Wheel (set of 4)
\$171 / chair**

Specify code **CAS33** (Casters - Non-Locking Single Wheel), add \$171 list per chair

Non-locking single wheel, unique profile 2" diameter caster threaded into the receiver leg base. Must be specified at the time of order. Caster option does not change the chair seat height.



AVAILABLE ON
CHELA
COMPANION
KOMPIS
QUANTA MAX
ZURI

AVAILABLE ON
CHELA
COMPANION
KOMPIS
QUANTA MAX
ZURI


AVAILABLE ON
COMPANION
KOMPIS

**Chair Link - Companion and Kompis
\$30 / chair**AVAILABLE ON
COMPANION
KOMPIS*Specify code **ACLCO** (Chair Link - Companion),
add \$30 list per chair*

Link will ship installed on chair when specified on order. Can be field installed without the use of tools. Link stores under chair seat.

**Chair Link - Chela
\$28 / chair**AVAILABLE ON
CHELA*Specify code **ACLCLN** (Chair Link - Chela armless)
or specify code **ACLCLW** (Chair Link - Chela arm),
add \$28 list per chair*

Link can be field installed without the use of tools.

**Chair Link - Simon
\$46 / chair**AVAILABLE ON
SIMON*Specify code **ACLSTM** (Chair Link - Simon)
add \$46 list per chair*

Link can be field installed without the use of tools.

**Chair Link - Quanta Max
\$28 / chair**AVAILABLE ON
QUANTA MAX*Specify code **ACLHD** (Chair Link - Quanta Max)
add \$28 list per chair*

Link will ship installed on chair when specified on order.

**Hanging File Rods- Ollie
\$95 / stool**AVAILABLE ON
SQUARE OLLIE*Specify code **BFR** (Dual Hanging File Rods),
add \$95 list per stool*

Dual hanging file rods can be specified inside the square Ollie only. Finish is black powder coat. Rods are not adjustable. Rods allow for 13½" of filing space.

HANGING FILES ARE NOT INCLUDED.

NOTE NOT AVAILABLE ON ROUND OLLIES

**Book Basket - Chela
\$132 / basket**AVAILABLE ON
CHELA*Specify code **BCE** (Book Basket - Chela),
add \$132 list per chair*

The Chela book basket is made of formed resistance welded wire. Finish is chrome unless otherwise specified. Basket may be field installed. Inside dimensions are 11" w x 13" d x 5½" h.

**Book Basket - Companion
\$132 / basket**AVAILABLE ON
COMPANION
KOMPIS*Specify code **BCL** (Book Basket - Companion),
add \$132 list per chair*

The Companion book basket is made of formed resistance welded wire. Finish is chrome unless otherwise specified. Basket may be field installed. Inside dimensions are 11½" w x 13½" d x 6" h.

**Book Basket - SIMON
\$185 / basket**AVAILABLE ON
SIMON*Specify code **BSM** (Book Basket - SIMON),
add \$185 list per chair*

The SIMON book basket is made of formed resistance welded wire. Finish is chrome unless otherwise specified. Inside dimensions are 19¾" w x 11¼" d x 4¼" h.

**Oversized Book Basket - SIMON
\$207 / basket**AVAILABLE ON
SIMON*Specify code **BOSM** (Oversized Book Basket - SIMON),
add \$207 list per chair*

The oversized SIMON book basket is made of formed resistance welded wire. Finish is chrome unless otherwise specified. Inside dimensions are 20" w x 17¼" d x 4¼" h.



Chair Trolley - Chela \$814 / each

AVAILABLE ON
CHELA

Specify code **ACTCE** (Chair Trolley - Chela), add \$814 list each

Chela Guest (with or without casters) or Sled Base poly shell chairs stack 20 high. Trolley with push handle and stack of 20 chairs measures approximately 27" w x 50" d x 77" h.



STACKING INFORMATION - CHELA CHELA SLED BASE OR GUEST CHAIRS (WITH OR WITHOUT CASTERS) STACK 20 HIGH ON THE TROLLEY, 10 HIGH WITH UPHOLSTERED SEAT. SLED BASE AND GUEST CHAIRS (WITHOUT CASTERS) STACK 10 HIGH ON THE FLOOR, 6 HIGH WITH UPHOLSTERED SEAT. GUEST CHAIRS WITH CASTERS STACK 6 HIGH ON THE FLOOR, 4 HIGH WITH UPHOLSTERED SEAT. CHELA SLED BASE OR GUEST CHAIRS WITH TABLE ARM STACK 6 HIGH ON THE FLOOR, 4 HIGH WITH UPHOLSTERED SEAT. CHELA SLED BASE STOOLS (24" OR 29") STACK 8 HIGH ON THE FLOOR, 5 HIGH WITH UPHOLSTERED SEAT.

Chair Trolley - Companion and Kompis \$643 / each

AVAILABLE ON
COMPANION
KOMPIS

Specify code **ACTCO** (Chair Trolley - Companion), add \$643 list each

Companion upholstered or wood chairs with glides stack 10 high. Chairs with single wheel casters stack 5 high while chairs with dual wheel casters stack 4 high. Trolley with a stack of 10 chairs measures approximately 24" w x 36" d x 61" h.



STACKING INFORMATION - COMPANION ALL COMPANION ARM AND ARMLESS CHAIRS WITH GLIDES STACK 10 HIGH ON THE TROLLEY AND 8 HIGH ON THE FLOOR. COMPANION CHAIRS WITH SINGLE WHEEL CASTERS STACK 5 HIGH ON THE TROLLEY AND 5 HIGH ON THE FLOOR. COMPANION CHAIRS WITH DUAL WHEEL CASTERS STACK 4 HIGH ON THE TROLLEY AND 4 HIGH ON THE FLOOR. COMPANION CHAIRS WITH TABLE ARM STACK 4 HIGH ON THE FLOOR. ALL COMPANION STOOLS STACK 6 HIGH ON THE FLOOR.

NOTE NOT AVAILABLE FOR COMPANION X CHAIRS

Chair Trolley - Companion Youth \$643 / each

AVAILABLE ON
COMPANION YOUTH

Specify code **ACTCOY** (Chair Trolley - Companion Youth), add \$643 list each

Companion Youth upholstered or wood chairs stack 10 high. Trolley with stack of 10 chairs measures approximately 21½" w x 33½" d x 50½" h.



STACKING INFORMATION - COMPANION ALL COMPANION YOUTH CHAIRS STACK 10 HIGH ON THE TROLLEY AND 8 HIGH ON THE FLOOR.

Chair Trolley - Quanta Max \$814 / each

AVAILABLE ON
QUANTA MAX

Specify code **ACTHD** (Chair Trolley - Quanta Max), add \$814 list each

STACKING INFORMATION - QUANTA MAX QUANTA MAX SLED BASE OR GUEST CHAIRS (WITH OR WITHOUT CASTERS) STACK 20 HIGH ON THE TROLLEY AND STACK 10 HIGH ON THE FLOOR. TROLLEY IS INTENDED FOR USE WITH QUANTA MAX GLIDE BASE CHAIRS.



Chair Trolley - Quanta \$814 / each

AVAILABLE ON
QUANTA

Specify code **ACTQU** (Chair Trolley - Quanta), add \$814 list each

STACKING INFORMATION - QUANTA QUANTA GUEST CHAIRS (WITH OR WITHOUT CASTERS) STACK 5 HIGH ON THE TROLLEY AND STACK 4 HIGH ON THE FLOOR.



Chair Trolley - Sate \$814 / each

AVAILABLE ON
SATE

Specify code **ACTST** (Chair Trolley - Sate), add \$814 list each

STACKING INFORMATION - SATE SATE GUEST CHAIRS (WITH OR WITHOUT CASTERS) STACK 20 HIGH ON THE TROLLEY AND STACK 10 HIGH ON THE FLOOR.

Chair Trolley - SIMON \$802 / each

AVAILABLE ON
SIMON

Specify code **ACTSI** (Chair Trolley - SIMON), add \$802 list each

SIMON upholstered or poly chairs stack 5 high. Trolley with push handle and stack of 5 chairs measures approximately 24" w x 36" d x 57" h.



STACKING INFORMATION - SIMON ALL SIMON CHAIRS WITH GLIDES (EXCEPT TABLET ARM) STACK 5 HIGH ON THE FLOOR AND 5 HIGH WHILE ON THE SIMON CHAIR TROLLEY. TROLLEY IS INTENDED FOR USE WITH SIMON GLIDE BASE CHAIRS. SIMON CHAIRS WITH CASTERS DO NOT STACK.

Chair Trolley - Zuri \$814 / each

AVAILABLE ON
ZURI

Specify code **ACTZU** (Chair Trolley - Zuri), add \$814 list each

Zuri 4-Leg (with or without casters) or Sled chairs stack 12 high. Trolley with push handle and stack of 12 chairs measures approximately 27" w x 50" d x 77" h.



STACKING INFORMATION - ZURI CHAIRS STACK 4 HIGH ON THE FLOOR; STOOLS STACK 2 OR 3 HIGH ON THE FLOOR (NONE ON THE TROLLEY).

Powder Coat Alternative Call for quotation

AVAILABLE ON
CHELA
COMPANION
KOMPIS
QUANTA
SATE
SIMON
SOCIUS
ZURI

Specify code **OPA** (Powder Coat Alternative),
add cost from Versteel quotation

Powder Coat Alternatives are available from Versteel. The entire RAL color reference along with hundreds of other colors and finishes are available.

For Powder Coat Alternative matching, you must supply a color reference sample or an RAL number. Versteel will review the sample for possible existing colors available and send a sample for customer approval. If no color match exists, a custom match can be developed. Call Versteel Customer Service for associated upcharges on custom color development.

NOTE CUSTOM COLOR MATCHING APPROVALS MAY AFFECT STANDARD PRODUCTION SCHEDULES

Poly Shell Alternative Call for quotation

AVAILABLE ON
CHELA
QUANTA MAX
SATE
SIMON

Specify code **OPS** (Poly Shell Alternative),
add cost from Versteel quotation

For Poly Shell Alternative, you must supply a color reference sample. Versteel will review the sample for possible existing colors available and send a sample for customer approval. If no color match exists, a custom match can be developed. Minimum order quantities exist for alternative colors. Call Versteel Customer Service for minimums and associated upcharges on Poly Shell Alternatives.

NOTE CUSTOM COLOR MATCHING APPROVALS MAY AFFECT STANDARD PRODUCTION SCHEDULES

Wire Manager HD Beam \$229 / wire manager

AVAILABLE ON
QUANTA MAX BEAM

Specify code **WHDB** (Wire Manager HD Beam, black)
or **WHDS** (Wire Manager HD Beam, metallic silver),
add \$229 list per beam

Wire Manager for HD Beam is 31" x 2½" x 1¼" made of articulating rectangular blocks with 4 separate channels to route cables from a Quanta Max Beam table to the floor. Available in black or metallic silver. Wire Manager HD Beam is field installed.

Custom Engraving or Cutout Call for quotation

AVAILABLE ON
COMPANION
KOMPIS
SATE
SIMON

Specify code **KLC** (Laser Cutout),
add cost from Versteel quotation

Personalize seating with your custom art via etching, engraving or laser cutting.

Chela Guest or Sled Base Armless / Arm

Chair Dimensions

Overall height: 31 3/4"
 Overall width w/ armcaps: 26 1/2"
 Overall width w/o arms: 22 1/4"
 Overall depth: 21"
 Seat height: 17 1/2"
 Seat width: 18 1/2"
 Seat depth: 18"
 Between arms: 23"
 Arm height w/ armcaps: 26 1/2"
 Actual weight: 13 lbs. w/ arms
 Actual weight: 12 lbs. w/o arms



Chela Guest or Sled Base Flip-Up Tablet Arm

Chair Dimensions

Overall height: 31 3/4"
 Overall width w/ tablet up: 26"
 Overall depth w/ tablet up: 24"
 Seat height: 17 1/2"
 Seat width: 18 1/2"
 Seat depth: 18"
 Arm height: 26 1/2"
 Actual weight: 15 lbs.

Tablet Dimensions

Tablet size: 10 1/2" d x 13" w x 3/4" thick
 Tablet is available in black only



Chela Swivel Caster or Glide Base Armless / Arm

Chair Dimensions (at lowest cylinder height)

Overall height: 29 1/2"
 Overall width w/ armcaps: 26 1/2"
 Overall width w/o arms: 25 1/2"
 Overall depth: 24"
 Seat height: 16" - 21"
 Seat width: 18 1/2"
 Seat depth: 18"
 Between arms: 23"
 Arm height w/ armcaps: 24"
 Cylinder height adjustment range: 5"
 Actual weight: 25 lbs. w/ arms
 Actual weight: 24 lbs. w/o arms



Key Description

- 1 arm, 3/16" solid steel rod
- 2 back support rail, 1/2" solid steel rod
- 3 base frame, 3/8" o.d. 12 gauge steel tube
- 4 base frame, 3/8" o.d. 14 gauge steel tube
- 5 seat shell, molded resilient polypropylene resin

Key Description

- 6 upholstered back, molded liner with 3/8" thick 3 lb. density foam
- 7 upholstered seat, molded liner with 1/2" thick 2 lb. density foam
- 8 foot rest, 1/2" solid steel rod
- 9 flat glide, clear polycarbonate
- 10 dome glide, black nylon

Key Description

- 11 glide feet, black polyimide
- 12 dual wheel black nylon soft wheel casters
- 13 swivel base caster column, 3" o.d. 16 gauge steel tube
- 14 swivel base upper arc, 3/4" o.d. 14 gauge steel tube
- 15 swivel base lower arc, 3/16" solid steel rod

VERSTEEL

Chela Sled Base Stool - 24"
Armless / Arm

Stool Dimensions
 Overall height: 37"
 Overall width w/ armcaps: 26 1/4"
 Overall width w/o arms: 22 1/4"
 Overall depth: 22 5/8"
 Seat height: 24"
 Seat width: 18 1/2"
 Seat depth: 18"
 Between arms: 23"
 Arm height w/ armcaps: 33"
 Seat to footrest: 16"
 Actual weight: 17 lbs. w/ arms
 Actual weight: 16 lbs. w/o arms
 Suggested for use w/ 33" - 38" table heights



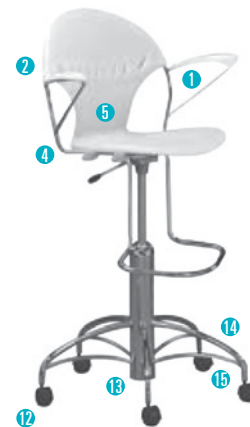
Chela Sled Base Stool - 29"
Armless / Arm

Stool Dimensions
 Overall height: 42"
 Overall width w/ armcaps: 26 1/2"
 Overall width w/o arms: 22 1/4"
 Overall depth: 22 5/8"
 Seat height: 29"
 Seat width: 18 1/2"
 Seat depth: 18"
 Between arms: 23"
 Arm height w/ armcaps: 38"
 Seat to footrest: 16"
 Actual weight: 19 lbs. w/ arms
 Actual weight: 18 lbs. w/o arms
 Suggested for use w/ 38" - 42" table heights



Chela Swivel Caster or Glide Base Stool
Armless / Arm

Stool Dimensions (at highest cylinder height)
 Overall height: 44 1/2"
 Overall width w/ armcaps: 26 1/2"
 Overall width w/o arms: 25 1/2"
 Overall depth: 25 1/2"
 Seat height: 22" - 32"
 Seat width: 18 1/2"
 Seat depth: 18"
 Between arms: 23"
 Arm height w/ armcaps: 39"
 Seat to footrest: 14 1/2"
 Cylinder height adjustment range: 10"
 Actual weight: 27 lbs. w/ arms
 Actual weight: 26 lbs. w/o arms
 Suggested for use w/ 32" - 42" table heights



Stacking (Trolley)

Sled Base Chair 20 (10 if seats are upholstered)
 Guest Chair with or without casters 20 (10 if seats are upholstered)

Stacking (Floor)

Sled Base 10 (6 if seats are upholstered)
 Sled Base with tablet arm 6 (4 if seats are upholstered)
 Sled Base Stool (24" or 29") 8 (5 if seats are upholstered)
 Guest Chair without casters 10 (6 if seats are upholstered)
 Guest Chair with casters 6 (4 if seats are upholstered)
 Guest Chair with tablet arm 6 (4 if seats are upholstered)

Chela Beam 4-Leg Base**2 seat****Chair Dimensions**

Overall height: 32"
 Overall width: 45"
 Overall depth: 23"
 Seat height: 17 1/2"
 Seat width: 18 1/2"
 Seat depth: 18"
 Actual weight: 42 lbs.

**Chela Beam 4-Leg Base****1 seat, 1 top****Chair Dimensions**

Overall height: 32"
 Overall width: 45"
 Overall depth: 23"
 Seat height: 17 1/2"
 Seat width: 18 1/2"
 Seat depth: 18"
 Table height: 17"
 Actual weight: 42 lbs.

**Key Description**

- 1 back support rail, 1/2" solid steel rod
- 2 base frame, 1 1/2" o.d. 14 gauge steel tube
- 3 base frame, 3/4" o.d. 14 gauge steel tube
- 4 base frame, 2 3/4" o.d. 11 gauge steel tube

Key Description

- 5 seat shell, molded resilient polypropylene resin
- 6 upholstered back, molded liner w/ 3/8" thick 3 lb. density foam
- 7 upholstered seat, molded liner with 1/2" thick 2 lb. density foam

Key Description

- 8 dome swivel glide, nickel cap, nylon base
- 9 table top surface, 3/8" particle board

**Chela Beam 4-Leg Base
3 seat**

Chair Dimensions

Overall height: 32"
 Overall width: 65"
 Overall depth: 23"
 Seat height: 17½"
 Seat width: 18½"
 Seat depth: 18"
 Actual weight: 58 lbs.



**Chela Beam 4-Leg Base
2 seat, 1 top**

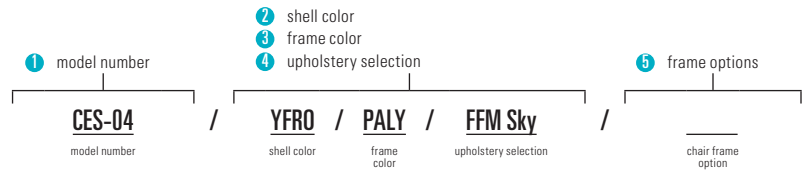
Chair Dimensions

Overall height: 32"
 Overall width: 65"
 Overall depth: 23"
 Seat height: 17½"
 Seat width: 18½"
 Seat depth: 18"
 Table height: 17"
 Actual weight: 58 lbs.



To Order, Specify...

- 1 Model Number
- 2 Shell Color
- 3 Frame Color
- 4 Upholstery Selection
- 5 Frame Options



A **CES-04** is a Chela series, armless sled base chair.

The codes **YFRO / PALY / FFM Sky** specify a Frost poly shell with an Alloy frame and Grade 4 Faux Mo Sky upholstery.

Chair Model CES-04



Sample Order Form

Quantity	Model # & Description	List Each	Extended List
41	CES-04 / YFRO / PALY / FFM Sky Chela series sled base chair without arms and upholstered seat / Frost shell / Alloy frame / Faux Mo Sky Upholstery	\$ 725	\$29,725

Orders may be sent via:

MAILING ADDRESS

Versteel
2332 Cathy Lane
Jasper, IN 47546

CONTACT VERSTEEL

EMAIL contact@versteel.com
TELEPHONE 800 876 2120
812 634 2120
FACSIMILE 812 482 9318

Studio Steel®

Versteel’s “urban fabrication” process leaves the telltale signs of welding and assembly on the surface, highlighting a manufacturing aesthetic. Choosing a clear or transparent powder coat is recommended, allowing tonal striations (created as a result of extreme heat), natural textures, and the inherent qualities of raw steel to show through.

Studio Steel Process. \$147 per chair

Powder Coat Finishes

All powder coat finishes in the Versteel offering have been formulated with the use of epoxy, polyester or epoxy and polyester blends to maximize the finish durability.

Powder Coat - Standard n/c

Powder Coat - Premium \$147 per chair

Chela Powder Coat Colors

Alloy PALY	Mint PMNT
Amethyst PAME	Navy PNAV
Anthracite PANT	Nimbus PNIM
Black Anodized PBLA	Nutmeg PNUT
Bronze PBRO	⚡ Obsidian POBS
Calypso PCAL	⚡ Pacific PPAC
Carbon PCAR	Pearl PPEA
Champagne PCHA	Pebble PPEB
Coconut PCOC	Ⓢ Platinum PPLA
⚡ Copper PCOP	Poppy PPOP
Crimson PCRI	⚡ Raven PRAV
⚡ Crystal PCRY	Royal PROY
Daffodil PDAF	⚡ Satin PSAT
Ebony PEBO	Seaside PSEA
Forest PFOR	Shipyard PSHI
Fossil PFOS	Silver PSIL
⚡ Garnet PGAR	Snow PSNO
⚡ Gold PGOL	Stone PSTO
Graphite PGRA	Storm PSTM
Ⓢ Hope PHOP	Terra Cotta PTEC
Kelly Green PKEG	Whisper PWHI
⚡ Matte PMAT	White Linen PWHL
Mica PMIC	Powder Coat Alternative OPA

Transparent Powder Coats (indicated by ⚡)

Please note that the transparent characteristics of these powders allow all natural welds and textures inherent to raw steel to be visible.

Premium Powder Coats (indicated by Ⓢ)

Versteel’s premium process uses specially formulated powder coats for a truly unique color palette.

Powder Coat Alternatives

You must forward a color sample or an RAL number for each alternate powder coat color with order placement. Call Versteel Customer Service for pricing and availability.

Chrome

Versteel applies a deep luster nickel chrome plated finish. Chrome is the most durable finish available.

Chrome. [ECHR](#)

For Chrome, an upcharge applies (see product price list for upcharge).

NOTE CHROME UPCHARGE DOES NOT APPLY TO CHELA GUEST AND SLED BASE CHAIRS/STOOLS

Nickel

Versteel applies a nickel plated finish with a clear coat applied for durability.

Nickel [ENKL](#)

For Nickel, an upcharge applies (see product price list for upcharge).

NOTE NICKEL UPCHARGE DOES NOT APPLY TO CHELA GUEST AND SLED BASE CHAIRS/STOOLS

Chela Poly Shell & Armcaps

Chela seat shells and armcaps are molded with resilient, flexible polypropylene resins with a satin textured surface. The materials provide a comfortable, supportive seating surface throughout the movement of the chair.

Standard Versteel Upholstery

Versteel offers a wide range of materials from fabrics in a variety of colors and textures to vinyls for soil resistance. Please refer to Versteel’s fabric cards or the “Materials and Finishes” section of our website for reference information. versteel.com

Chela Poly Shell Colors

Alloy YALY	Quarry YQUA
Chocolate YCHO	Sage YSAG
Cloud YCLO	Slate YSLA
Frost YFRO	Soft Yellow YSOY
Indigo YIND	Tapioca YTAP
Near Black YNBL	Poly Shell Alternative OPS
Oyster YOYS	

Versteel Seating COM Standard Yardage Requirements

COM yardage requirements are calculated for chairs and stools based on a material width of 54" and a repeat of 2" or less. For material less than 54" wide, contact Versteel for yardage requirements. Use the chart below as a guide to calculate your COM yardage. For quantities greater than 200 chairs or stools, contact Versteel Customer Service for calculation of COM yardage by chair model.









Quantity of Chairs	1	2	3	4	5	6	7	8	9	10	11	12	13	14	15
Chela (with or without arms)															
Upholstered Seat & Back	1.5	2.5	2.5	3.5	3.5	4.5	4.5	5.5	6.0	6.5	7.5	7.5	8.5	8.5	9.5
Upholstered Seat Only	1.0	1.5	1.5	2.0	2.0	2.5	2.5	3.5	4.0	4.0	4.5	4.5	5.0	5.0	6.0
Upholstered Back Only	0.5	1.0	1.3	1.3	1.8	2.0	2.0	2.5	2.5	3.0	3.0	3.5	3.5	4.0	4.0
Companion and Kompis Radius & Flared Back (with or without arms) <i>Yardage includes upholstered armcaps if specified.</i>															
Upholstered Seat & Back	1.5	2.5	3.5	4.5	5.0	6.0	6.5	7.5	9.0	9.5	11.0	11.0	13.0	13.0	14.5
Upholstered Seat Armless	1.0	1.5	1.5	2.5	2.5	3.0	3.0	4.0	4.5	4.5	5.0	5.0	6.0	6.0	6.5
Upholstered Seat with Arms	1.0	1.5	1.5	2.5	2.5	3.0	3.0	4.0	4.5	4.5	5.0	5.0	6.0	6.0	6.5
Upholstered Back Only	1.0	2.0	2.0	2.5	3.5	4.0	4.5	5.0	5.5	6.0	6.5	7.0	7.5	8.0	8.5
Companion and Kompis X Radius & Flared Back <i>Yardage includes upholstered armcaps.</i>															
Upholstered Seat, Back & Armcaps	2.5	5.0	7.0	9.0	11.0	13.5	15.5	17.0	19.0	21.5	23.0	24.5	26.5	28.5	30.5
Ollie Round (fully upholstered)															
Lid & Bottom (same fabric)	1.3	3.0	3.8	5.0	6.0	6.3	7.0	8.3	8.5	10.0	10.5	12.0	13.0	14.0	14.5
Lid (Fabric 01)	0.8	1.3	1.5	2.5	3.0	3.0	3.5	4.5	5.0	5.0	5.0	6.0	6.5	7.0	7.0
Bottom (Fabric 02)	1.3	1.8	2.5	3.0	4.0	4.5	5.0	5.8	6.3	6.8	8.0	8.5	9.0	9.5	10.5
Ollie Square (fully upholstered)															
Lid & Bottom (same fabric)	2.0	3.5	4.8	6.0	7.0	8.3	9.5	10.0	11.3	13.0	13.8	15.0	16.3	17.5	18.8
Lid (Fabric 01)	0.8	1.3	1.5	2.5	3.0	3.0	3.5	4.5	5.0	5.0	5.0	6.0	6.5	7.0	7.0
Bottom (Fabric 02)	1.8	3.0	3.5	4.5	6.3	6.8	8.0	8.5	9.5	11.3	11.8	13.0	13.5	14.5	16.3
Quanta															
Upholstered Seat Only	1.0	1.5	1.5	2.0	2.5	2.5	3.5	3.5	4.0	4.0	4.5	4.5	5.0	5.5	5.5
Upholstered Seat & Back	1.5	2.5	3.0	4.0	4.5	5.0	6.0	6.5	6.5	7.0	8.0	8.5	9.0	10.0	11.0
Gullwing-Upholstered Seat Only	1.5	2.5	4.0	5.0	6.0	7.0	8.5	9.5	11.0	12.0	14.5	15.5	17.0	18.0	19.5
Gullwing-Upholstered Seat & Back	2.0	3.5	4.5	6.0	7.0	8.5	9.5	11.0	12.0	13.0	14.5	15.5	17.0	18.0	20.0
Quanta Max															
Upholstered Seat Only	1.0	1.5	1.5	2.0	2.5	2.5	3.5	3.5	4.0	4.0	4.5	4.5	5.0	5.5	5.5
Sate															
Upholstered Seat Only	1.0	1.5	1.5	2.0	2.5	2.5	3.5	3.5	4.0	4.0	4.5	4.5	5.0	5.5	5.5
SIMON (with or without arms)															
Upholstered Seat & Back	1.5	2.5	3.0	4.0	5.0	5.5	6.5	7.5	8.0	9.0	9.5	10.5	11.0	12.0	13.0
Upholstered Seat Only	1.0	1.5	1.5	2.5	3.0	3.0	3.5	4.5	5.0	5.0	5.0	6.0	6.5	7.0	7.0
Upholstered Back Only	1.0	2.0	2.0	2.5	3.5	4.0	4.5	5.0	5.5	6.0	6.5	7.0	7.5	8.0	8.5
Socius															
Patient Mid Back	2.5	4.0	5.5	7.0	8.0	10.0	11.5	13.0	15.0	16.5	17.5	18.5	19.5	21.5	23.5
Patient High Back	3.0	4.0	6.0	8.0	9.0	11.0	12.0	14.0	17.0	18.0	19.5	20.5	22.5	24.0	26.5
Bariatric Mid Back	5.0	8.0	10.0	13.0	15.0	18.0	20.0	23.0	25.0	28.0	—	—	—	—	—
Zuri															
Upholstered Seat & Back (One Piece)	2.0	3.0	4.0	5.0	6.0	7.0	8.0	9.5	10.5	11.5	—	—	—	—	—
Upholstered Seat Pad	1.0	1.5	1.5	2.0	2.0	2.5	2.5	3.0	3.0	3.5	3.5	4.5	4.5	5.0	5.0
Low Back	1.5	2.5	2.5	3.5	3.5	4.5	4.5	6.0	6.0	7.0	—	—	—	—	—



Questions?

1.800.876.2120

≠QS = Quickship Program Product

		material > grade >	Poly Shell	Fabric Grade 2 or COM	Fabric Grade 3	Fabric Grade 4	Fabric Grade 5	Fabric Grade 6	
Style	Description	Model #	Product Wt						
 CELA-07	4-Leg Base Without Arms	CEL-07	11	374					
			≠QS						
	4-Leg Base Without Arms Seat - Upholstered	CEL-04	12		572	643	715	787	863
			≠QS						
	4-Leg Base Without Arms Seat - Upholstered Back - Upholstered	CEL-01	12		680	752	824	895	968
			≠QS						
 CELA-08	4-Leg Base With Arms Armcaps - Poly	CELA-08	12	438					
			≠QS						
	4-Leg Base With Arms Seat - Upholstered Armcaps - Poly	CELA-06	13		633	708	778	851	923
			≠QS						
	4-Leg Base With Arms Seat - Upholstered Back - Upholstered Armcaps - Poly	CELA-03	13		740	816	887	960	1032
			≠QS						

Stacking

Refer to page 21.

COM Yardage



Refer to page 26.

To Order, Specify...

- 1 Model Number
- 2 Shell Color
- 3 Frame Color
- 4 Upholstery Selection
- 5 Frame Options



Questions?
1.800.876.2120

		material > grade >	Poly Shell	Fabric Grade 2 or COM	Fabric Grade 3	Fabric Grade 4	Fabric Grade 5	Fabric Grade 6	
Style	Description	Model #	Product Wt						
 Flip-Up Tablet Arm Right	4-Leg Base Tablet Arm Right	CEL-07TBR	14	598					
	4-Leg Base Tablet Arm Right Seat - Upholstered	CEL-04TBR	15		795	867	938	1011	1083
	4-Leg Base Tablet Arm Right Seat - Upholstered Back - Upholstered	CEL-01TBR	15		903	977	1046	1122	1192
<i>CEL-07TBR Tablet material is 3/4" Black Thermofoil with a Black Thermofoil edge.</i>									
 Flip-Up Tablet Arm Left	4-Leg Base Tablet Arm Left	CEL-07TBL	14	598					
	4-Leg Base Tablet Arm Left Seat - Upholstered	CEL-04TBL	15		795	867	938	1011	1083
	4-Leg Base Tablet Arm Left Seat - Upholstered Back - Upholstered	CEL-01TBL	15		903	977	1046	1122	1192
<i>CEL-07TBL Tablet material is 3/4" Black Thermofoil with a Black Thermofoil edge.</i>									

Stacking
Refer to page 21.

COM Yardage
Refer to page 26.









Finish Options	Price	Frame Options	Code	Price	Custom Charges	Code	Price
Chrome	n/c	Hard Surface Glides - Nylon (set of 4)	GLD30	\$ 20	Powder Coat Alternative (per color)	OPA	call
Nickel	n/c	Hard Surface Glides - Felt (set of 4)	GLD31	\$ 20	Poly Shell Alternative (per color)	OPS	call
Powder Coat - Standard	n/c	Casters - Dual Wheel Black Nylon					
Powder Coat - Premium	\$ 147	Hard Wheel (set of 4)	CAS63	\$ 153			
		Casters - Dual Wheel Black Nylon					
		Soft Wheel (set of 4)	CAS59	\$ 153			
		Accessories					
		Chair Trolley - Chela	ACTCE	\$ 814			



Questions?

1.800.876.2120

≠QS = Quickship Program Product

		material > grade >	Poly Shell	Fabric Grade 2 or COM	Fabric Grade 3	Fabric Grade 4	Fabric Grade 5	Fabric Grade 6	
Style	Description	Model #	Product Wt						
 CES-07	Sled Base Without Arms	CES-07	12	384					
			≠QS						
	Sled Base Without Arms Seat - Upholstered	CES-04	13		579	653	725	798	869
			≠QS						
	Sled Base Without Arms Seat - Upholstered Back - Upholstered	CES-01	13		688	761	832	908	980
			≠QS						
 CESA-08	Sled Base With Arms Armcaps - Poly	CESA-08	14	449					
			≠QS						
	Sled Base With Arms Seat - Upholstered Armcaps - Poly	CESA-06	15		644	716	788	864	934
			≠QS						
	Sled Base With Arms Seat - Upholstered Back - Upholstered Armcaps - Poly	CESA-03	15		755	825	897	970	1041
			≠QS						

Stacking

Refer to page 21.

COM Yardage



Refer to page 26.

To Order, Specify...

- 1 Model Number
- 2 Shell Color
- 3 Frame Color
- 4 Upholstery Selection
- 5 Frame Options



Questions?
1.800.876.2120

				material > grade >	Poly Shell	Fabric Grade 2 or COM	Fabric Grade 3	Fabric Grade 4	Fabric Grade 5	Fabric Grade 6
Style	Description	Model #	Product Wt							
 <p>Flip-Up Tablet Arm Right</p> <p><i>CES-07TBR Tablet material is 3/4" Black Thermofoil with a Black Thermofoil edge.</i></p>	Sled Base Tablet Arm Right Armcap - Poly	CES-07TBR	15	608						
	Sled Base Tablet Arm Right Seat - Upholstered Armcap - Poly	CES-04TBR	16		802	874	948	1019	1092	
	Sled Base Tablet Arm Right Seat - Upholstered Back - Upholstered Armcap - Poly	CES-01TBR	16		912	984	1058	1128	1203	
 <p>Flip-Up Tablet Arm Left</p> <p><i>CES-07TBL Tablet material is 3/4" Black Thermofoil with a Black Thermofoil edge.</i></p>	Sled Base Tablet Arm Left Armcap - Poly	CES-07TBL	15	608						
	Sled Base Tablet Arm Left Seat - Upholstered Armcap - Poly	CES-04TBL	16		802	874	948	1019	1092	
	Sled Base Tablet Arm Left Seat - Upholstered Back - Upholstered Armcap - Poly	CES-01TBL	16		912	984	1058	1128	1203	

Stacking
Refer to page 21.

COM Yardage
Refer to page 26.



Finish Options	Price	Accessories	Code	Price	Custom Charges	Code	Price
Chrome	n/c	Chair Trolley - Chela	ACTCE	\$ 814	Powder Coat Alternative (per color)	OPA	call
Nickel	n/c				Poly Shell Alternative (per color)	OPS	call
Powder Coat - Standard	n/c						
Powder Coat - Premium	\$ 147						



Questions?

1.800.876.2120

≡OS = Quickship Program Product

		material > grade >	Poly Shell	Fabric Grade 2 or COM	Fabric Grade 3	Fabric Grade 4	Fabric Grade 5	Fabric Grade 6	
Style	Description	Model #	Product Wt						
 CEC-07	Swivel Caster Base Without Arms	CEC-07	23	867					
	Swivel Caster Base Without Arms Seat - Upholstered	CEC-04	24		1062	1135	1209	1281	1353
	Swivel Caster Base Without Arms Seat - Upholstered Back - Upholstered	CEC-01	24		1165	1244	1318	1389	1565
 CECA-08	Swivel Caster Base With Arms Armcaps - Poly	CECA-08	24	933					
	Swivel Caster Base With Arms Seat - Upholstered Armcaps - Poly	CECA-06	25		1127	1198	1273	1346	1418
	Swivel Caster Base With Arms Seat - Upholstered Back - Upholstered Armcaps - Poly	CECA-03	25		1235	1308	1380	1452	1525



COM Yardage
Refer to page 26.

To Order, Specify...

- 1 Model Number
- 2 Shell Color
- 3 Frame Color
- 4 Upholstery Selection
- 5 Frame Options



Questions?
1.800.876.2120

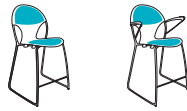
				material > grade >	Poly Shell	Fabric Grade 2 or COM	Fabric Grade 3	Fabric Grade 4	Fabric Grade 5	Fabric Grade 6
Style	Description	Model #	Product Wt							
 CEG-07	Swivel Glide Base Without Arms	CEG-07	23	859						
	Swivel Glide Base Without Arms Seat - Upholstered	CEG-04	24		1056	1125	1197	1272	1342	
	Swivel Glide Base Without Arms Seat - Upholstered Back - Upholstered	CEG-01	24		1164	1234	1307	1379	1451	
 CEGA-08	Swivel Glide Base With Arms Armcaps - Poly	CEGA-08	24	864						
	Swivel Glide Base With Arms Seat - Upholstered Armcaps - Poly	CEGA-06	25		1117	1190	1262	1335	1407	
	Swivel Glide Base With Arms Seat - Upholstered Back - Upholstered Armcaps - Poly	CEGA-03	25		1226	1300	1372	1444	1516	

COM Yardage
Refer to page 26.

Finish Options	Price	Frame Options	Code	Price	Custom Charges	Code	Price
Chrome	\$ 147	Casters - Dual Wheel Black Nylon			Powder Coat Alternative (per color)	OPA	call
Nickel	\$ 200	Hard Wheel (set of 4) (Caster Models Only) . . .	CAS61	n/c	Poly Shell Alternative (per color)	OPS	call
Powder Coat - Standard	n/c						
Powder Coat - Premium	\$ 147						

Chela



Sled Base Stool - 24"
Armless & Arm



VERSTEEL

Questions?

1.800.876.2120

				material > grade >	Poly Shell	Fabric Grade 2 or COM	Fabric Grade 3	Fabric Grade 4	Fabric Grade 5	Fabric Grade 6
Style	Description	Model #	Product Wt							
 CES-04S24	Armless Sled Base 24" Height Without Arms	CES-07S24	15	500						
	Sled Base 24" Height Without Arms Seat - Upholstered	CES-04S24	16		658	730	802	876	949	
	Sled Base 24" Height Without Arms Seat - Upholstered Back - Upholstered	CES-01S24	16		722	793	866	938	1010	
 CESA-08S24	Arm Sled Base 24" Height With Arms Armcaps - Poly	CESA-08S24	16	564						
	Sled Base 24" Height With Arms Seat - Upholstered Armcaps - Poly	CESA-06S24	17		724	797	868	940	1013	
	Sled Base 24" Height With Arms Seat - Upholstered Back - Upholstered Armcaps - Poly	CESA-03S24	17		787	859	932	1005	1078	

33"- 38" table heights
are recommended for
use with 24" stool

Stacking

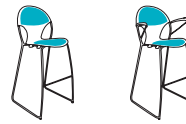
Refer to page 21.

COM Yardage



Refer to page 26.

To Order, Specify...

- 1 Model Number
- 2 Shell Color
- 3 Frame Color
- 4 Upholstery Selection
- 5 Frame Options



Questions?
1.800.876.2120

				material > grade >	Poly Shell	Fabric Grade 2 or COM	Fabric Grade 3	Fabric Grade 4	Fabric Grade 5	Fabric Grade 6
Style	Description	Model #	Product Wt							
 CES-04S29	Sled Base 29" Height Without Arms	CES-07S29	17	500						
	Sled Base 29" Height Without Arms Seat - Upholstered	CES-04S29	18		658	730	802	876	949	
	Sled Base 29" Height Without Arms Seat - Upholstered Back - Upholstered	CES-01S29	18		722	793	866	938	1010	
 CESA-08S29	Sled Base 29" Height With Arms Armcaps - Poly	CESA-08S29	18	564						
	Sled Base 29" Height With Arms Seat - Upholstered Armcaps - Poly	CESA-06S29	19		724	797	868	940	1013	
	Sled Base 29" Height With Arms Seat - Upholstered Back - Upholstered Armcaps - Poly	CESA-03S29	19		787	859	932	1005	1078	

38" - 42" table heights
are recommended for
use with 29" stool

Stacking
Refer to page 21.



COM Yardage
Refer to page 26.

Finish Options	Price	Accessories	Code	Price	Custom Charges	Code	Price
Chrome	n/c	Chair Trolley - Chela	ACTCE	\$ 814	Powder Coat Alternative (per color)	OPA	call
Nickel	n/c				Poly Shell Alternative (per color)	OPS	call
Powder Coat - Standard	n/c						
Powder Coat - Premium	\$ 147						



Questions?

1.800.876.2120

				material > grade >	Poly Shell	Fabric Grade 2 or COM	Fabric Grade 3	Fabric Grade 4	Fabric Grade 5	Fabric Grade 6
Style	Description	Model #	Product Wt							
 <p><i>CEC-04S</i></p>	Swivel Caster Base Without Arms	CEC-07S	25	1054						
	Swivel Caster Base Without Arms Seat - Upholstered	CEC-04S	26		1249	1320	1392	1466	1537	
	Swivel Caster Base Without Arms Seat - Upholstered Back - Upholstered	CEC-01S	26		1357	1427	1500	1574	1647	
 <p><i>CECA-08S</i></p>	Swivel Caster Base With Arms Armcaps - Poly	CECA-08S	26	1116						
	Swivel Caster Base With Arms Seat - Upholstered Armcaps - Poly	CECA-06S	27		1311	1383	1456	1527	1601	
	Swivel Caster Base With Arms Seat - Upholstered Back - Upholstered Armcaps - Poly	CECA-03S	27		1421	1492	1565	1638	1709	



COM Yardage
Refer to page 26.

To Order, Specify...

- 1 Model Number
- 2 Shell Color
- 3 Frame Color
- 4 Upholstery Selection
- 5 Frame Options



[Questions?](#)
1.800.876.2120

				material > grade >	Poly Shell	Fabric Grade 2 or COM	Fabric Grade 3	Fabric Grade 4	Fabric Grade 5	Fabric Grade 6
Style	Description	Model #	Product Wt							
 CEG-07S	Swivel Glide Base Without Arms	CEG-07S	25	1041						
	Swivel Glide Base Without Arms Seat - Upholstered	CEG-04S	26		1238	1310	1382	1455	1526	
	Swivel Glide Base Without Arms Seat - Upholstered Back - Upholstered	CEG-01S	26		1347	1419	1491	1564	1636	
 CEGA-08S	Swivel Glide Base With Arms Armcaps - Poly	CEGA-08S	26	1106						
	Swivel Glide Base With Arms Seat - Upholstered Armcaps - Poly	CEGA-06S	27		1303	1375	1446	1519	1593	
	Swivel Glide Base With Arms Seat - Upholstered Back - Upholstered Armcaps - Poly	CEGA-03S	27		1411	1484	1555	1627	1701	

COM Yardage
Refer to page 26.

Finish Options	Price	Frame Options	Code	Price	Custom Charges	Code	Price
Chrome	\$ 147	Casters - Dual Wheel Black Nylon			Powder Coat Alternative (per color)	OPA	call
Nickel	\$ 200	Hard Wheel (set of 4) (Caster Models Only) . .	CAS61	n/c	Poly Shell Alternative (per color)	OPS	call
Powder Coat - Standard	n/c						
Powder Coat - Premium	\$ 147						

Chela Beam





Four-Leg Base



VERSTEEL

Questions?

1.800.876.2120

		material > grade >	Poly Shell	Fabric Grade 2 or COM	Fabric Grade 3	Fabric Grade 4	Fabric Grade 5	Fabric Grade 6	
Style	Description	Model #	Product Wt						
 <p><i>CEBL2-07 2S</i></p>	<p>Two Seat Beam</p> <p>Chela Beam 4-Leg Base 2 Seat</p> <p>Overall width: 21" Overall length: 45"</p> 	CEBL2-07 2S	44	1495					
	<p>Chela Beam 4-Leg Base 2 Seat Seat - Upholstered</p> 	CEBL2-04 2S	44		1889	2034	2180	2325	2468
	<p>Chela Beam 4-Leg Base 2 Seat Seat - Upholstered Back - Upholstered</p> 	CEBL2-01 2S	44		2107	2252	2397	2541	2686

Due to the Flex Motion of every Chela seat, please allow a 4" space between the wall and Chela Beam.












COM Yardage
Refer to page 26.

To Order, Specify...

- 1 Model Number
- 2 Shell Color
- 3 Frame Color
- 4 Upholstery Selection
- 5 Top and Edge Style Including Laminate or Veneer Code and Edge Color



Questions?
1.800.876.2120

		material > grade >	Poly Shell	Fabric Grade 2 or COM	Fabric Grade 3	Fabric Grade 4	Fabric Grade 5	Fabric Grade 6	Top Size	Edge	
Style	Description	Model #	Product Wt								
 <p>CEBL2-07 1S1T</p>	Chela Beam 4-Leg Base 1 Seat, 1 Top Overall width: 21" Overall length: 45"	CEBL2-07 1S1T	46						Round Top	 LP1R  LPF1R	
				1484							20RD LP1R
				1484							20RD LPF1R
				1884							20RD LW1R
				1884							20RD LWF1R
				2726							20RD VW1R
				2726							20RD VWF1R
									Square Top	 LPF1R  LW1R  VW1R  VWF1R	
		1467						20SQ LP1R			
		1467						20SQ LPF1R			
		1871						20SQ LW1R			
		1871						20SQ LWF1R			
		2714						20SQ VW1R			
		2714						20SQ VWF1R			
	Chela Beam 4-Leg Base 1 Seat, 1 Top Seat - Upholstered	CEBL2-04 1S1T	46		1679	1753	1823	1897	1968	Round Top	 LWF1R  VW1R
					1679	1753	1823	1897	1968	20RD LP1R	
					2080	2154	2225	2298	2371	20RD LPF1R	
					2080	2154	2225	2298	2371	20RD LW1R	
					2923	2997	3069	3137	3214	20RD LWF1R	
					2923	2997	3069	3137	3214	20RD VW1R	
					2923	2997	3069	3137	3214	20RD VWF1R	
								Square Top	 VWF1R		
		1664	1735	1810	1881	1953	20SQ LP1R				
		1664	1735	1810	1881	1953	20SQ LPF1R				
		2065	2138	2211	2284	2355	20SQ LW1R				
		2065	2138	2211	2284	2355	20SQ LWF1R				
		2908	2979	3052	3125	3199	20SQ VW1R				
		2908	2979	3052	3125	3199	20SQ VWF1R				
Chela Beam 4-Leg Base 1 Seat, 1 Top Seat - Upholstered Back - Upholstered	CEBL2-01 1S1T	46		1788	1860	1931	2006	2078	Round Top	 VWF1R	
				1788	1860	1931	2006	2078	20RD LP1R		
				2189	2264	2333	2411	2483	20RD LPF1R		
				2189	2264	2333	2411	2483	20RD LW1R		
				3029	3103	3177	3250	3320	20RD LWF1R		
				3029	3103	3177	3250	3320	20RD VW1R		
				3029	3103	3177	3250	3320	20RD VWF1R		
								Square Top			
		1771	1844	1918	1988	2061	20SQ LP1R				
		1771	1844	1918	1988	2061	20SQ LPF1R				
		2176	2246	2319	2393	2465	20SQ LW1R				
		2176	2246	2319	2393	2465	20SQ LWF1R				
		3016	3086	3158	3231	3305	20SQ VW1R				
		3016	3086	3158	3231	3305	20SQ VWF1R				

Due to the Flex Motion of every Chela seat, please allow a 4" space between the wall and Chela Beam.

COM Yardage
Refer to page 26.

Finish Options	Price
Chrome	\$ 147
Nickel	\$ 200
Powder Coat - Standard	n/c
Powder Coat - Premium	\$ 147

Custom Charges	Code	Price
Powder Coat Alternative (per color)	OPA	call
Poly Shell Alternative (per color)	OPS	call

Chela Beam

Four-Leg Base



VERSTEEL

Questions?

1.800.876.2120

		material > grade >	Poly Shell	Fabric Grade 2 or COM	Fabric Grade 3	Fabric Grade 4	Fabric Grade 5	Fabric Grade 6	
Style	Description	Model #	Product Wt						
<p>CEBL3-07 3S</p>	Three Seat Beam Chela Beam 4-Leg Base 3 Seat Overall width: 21" Overall length: 68"	CEBL3-07 3S	61	2028					
	Chela Beam 4-Leg Base 3 Seat Seat - Upholstered	CEBL3-04 3S	61		2633	2852	3068	3285	3502
	Chela Beam 4-Leg Base 3 Seat Seat - Upholstered Back - Upholstered	CEBL3-01 3S	61		2953	3170	3387	3606	3821

Due to the Flex Motion of every Chela seat, please allow a 4" space between the wall and Chela Beam.





COM Yardage
Refer to page 26.

To Order, Specify...

- 1 Model Number
- 2 Shell Color
- 3 Frame Color
- 4 Upholstery Selection
- 5 Top and Edge Style Including Laminate or Veneer Code and Edge Color



Questions?
1.800.876.2120

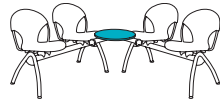
		material > grade >	Poly Shell	Fabric Grade 2 or COM	Fabric Grade 3	Fabric Grade 4	Fabric Grade 5	Fabric Grade 6	Top Size	Edge				
Style	Description	Model #	Product Wt											
Two Seat/One Top	Chela Beam 4-Leg Base 2 Seat, 1 Top Overall width: 21" Overall length: 68"	CEBL3-07 2S1T	63						Round Top					
				2009					20RD LP1R	LP1R				
				2009					20RD LPF1R					
				2417					20RD LW1R					
				2417					20RD LWF1R	VW1R				
				3255					20RD VW1R					
				3255					20RD VWF1R					
							Square Top							
							1995			20SQ LP1R	LPF1R			
							1995			20SQ LPF1R				
						2398			20SQ LW1R	LW1R				
						2398			20SQ LWF1R					
						3239			20SQ VW1R	VWF1R				
						3239			20SQ VWF1R					
	Chela Beam 4-Leg Base 2 Seat 1 Top Seat - Upholstered	CEBL3-04 2S1T	63							Round Top				
				2417	2561	2704	2852	2996	20RD LP1R	LWF1R				
				2417	2561	2704	2852	2996	20RD LPF1R					
				2815	2961	3107	3253	3396	20RD LW1R	VW1R				
				2815	2961	3107	3253	3396	20RD LWF1R					
				3657	3803	4021	4094	4240	20RD VW1R					
3657				3803	3950	4094	4240	20RD VWF1R						
								Square Top						
								2398	2543	2689	2833	2977	20SQ LP1R	VWF1R
								2398	2543	2689	2833	2977	20SQ LPF1R	
						2804	2947	3093	3236	3383	20SQ LW1R			
						2804	2947	3093	3236	3383	20SQ LWF1R			
						3642	3788	3930	4075	4223	20SQ VW1R			
						3642	3788	3930	4075	4223	20SQ VWF1R			
Chela Beam 4-Leg Base 2 Seat 1 Top Seat - Upholstered Back - Upholstered		CEBL3-01 2S1T	63							Round Top				
	2633			2778	2922	3068	3213	20RD LP1R						
	2633			2778	2922	3068	3213	20RD LPF1R						
	3037			3180	3326	3470	3614	20RD LW1R						
	3037			3180	3326	3470	3614	20RD LWF1R						
	3875	4019	4165	4310	4455	20RD VW1R								
	3875	4019	4165	4310	4455	20RD VWF1R								
						Square Top								
						2615	2762	2907	3050	3198	20SQ LP1R			
						2615	2762	2907	3050	3198	20SQ LPF1R			
					3021	3167	3310	3457	3603	20SQ LW1R				
					3021	3167	3310	3457	3603	20SQ LWF1R				
					3858	4001	4148	4295	4438	20SQ VW1R				
					3858	4001	4148	4295	4438	20SQ VWF1R				

Due to the Flex Motion of every Chela seat, please allow a 4" space between the wall and Chela Beam.

COM Yardage
Refer to page 26.

Finish Options	Price
Chrome	\$ 147
Nickel	\$ 200
Powder Coat - Standard	n/c
Powder Coat - Premium	\$ 147

Custom Charges	Code	Price
Powder Coat Alternative (per color)	OPA	call
Poly Shell Alternative (per color)	OPS	call



Questions?
1.800.876.2120

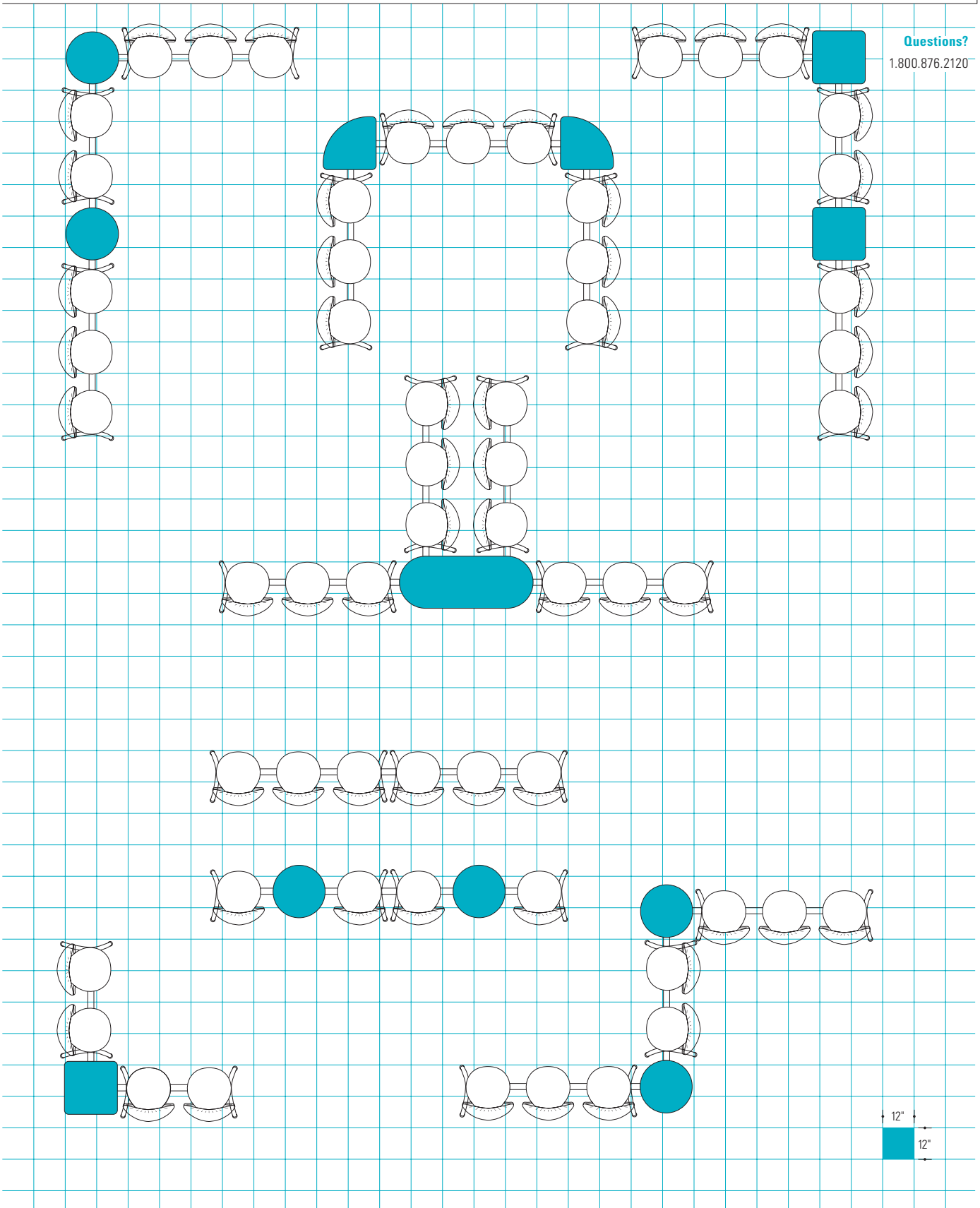
				top >	Laminate	Laminate	Laminate	Laminate	Veneer	Veneer
				edge >	Flat PVC	Fluted PVC	Flat Wood	Fluted Wood	Flat Wood	Fluted Wood
				edge ordering code (radius corner) >	LP1R	LPF1R	LW1R	LWF1R	VW1R	VWF1R
				top thickness >	3/8"	7/8"	3/8"	7/8"	3/8"	7/8"
Style	Description	Model #	Product Wt							
Connectors										
	1 1/2" Straight Connector	ABS 4LK each: \$101	3							
	Round Top 20" Straight Connector	ABS 20RD 	18	632	632	1035	1035	1876	1876	
	Square Top 20" Straight Connector	ABS 20SQ 	20	617	617	1019	1019	1860	1860	
	Round Top 20" 90° Angle Connector	ABA 90D20RD 	18	599	599	1005	1005	1843	1843	
	Square Top 20" 90° Angle Connector	ABA 90D20SQ 	20	583	583	987	987	1828	1828	
	Quarter Round 20" 90° Angle Connector	ABA 90D20QR 	18	591	591	993	993	1836	1836	
	Racetrack 20"x 52" TT Connector	ABT 90D52RA 	46	1114	1114	1518	1518	2357	2357	
	Round Top 20" 90° X Connector	ABX1 90D20RD 	25	735	735	1139	1139	1981	1981	
	Square Top 20" 90° X Connector	ABX1 90D20SQ 	27	722	722	1125	1125	1965	1965	

Due to the Flex Motion of every Chela seat, please allow a 4" space between the wall and Chela Beam.

To Order, Specify...

- 1 Model Number and Edge Style
- 2 Laminate or Veneer Code and Edge Color

Questions?
1.800.876.2120



12"
12"

**Companion Chair - Armless
Radius or Flared Back**

Chair Dimensions

Overall height: 31 1/2"
Overall width: 20 1/2"
Overall depth: 22 1/2"
Seat height: 18"
Seat width: 16"
Seat depth: 17"
Actual weight: 19 lbs.



**Companion Chair - Arm
Radius or Flared Back**

Chair Dimensions

Overall height: 32"
Overall width w/ armcaps: 23"
Overall width w/o armcaps: 21 3/4"
Overall depth: 21 3/4"
Seat height: 18"
Seat width: 17"
Seat depth: 18"
Between arms: 19 1/2"
Arm height w/ armcaps: 26"
Arm height w/o armcaps: 25"
Actual weight: 20 lbs.



**Companion Chair - Flip-Up Tablet Arm
Radius or Flared Back**

Chair Dimensions

Overall height: 32"
Overall width w/ tablet up: 23"
Overall depth w/ tablet up: 30"
Seat height: 18"
Seat width: 17"
Seat depth: 18"
Arm height: 26"
Actual weight: 22 lbs.

Tablet Dimensions

Tablet size: 13"d x 13 1/2"w x 3/4" thick
Tablet is available in black only



Key Description

- 1 base frame, 3/4" o.d. 13 gauge steel tube
- 2 upholstered back, molded 5-ply with 1" thick, 1.5 lb. density foam
- 3 upholstered armcaps, molded 5-ply with 1/4" thick, 1.5 lb. density foam
- 4 upholstered seat, molded 5-ply with 1 1/2" thick 2 lb. density foam

Key Description

- 5 finished wood back, seat and armcaps, rotary cut maple, molded 7-ply
- 6 foot rest, 3/8" o.d. 14 gauge steel tube
- 7 pivot glide, stainless steel

VERSTEEL

**Companion Stool - 24", Armless
Radius or Flared Back**

Stool Dimensions

Overall height: 38"
 Overall width: 20 1/2"
 Overall depth: 26"
 Seat height: 24"
 Seat width: 16"
 Seat depth: 17"
 Seat to footrest: 15 1/2"
 Actual weight: 20 lbs.
 Suggested for use with 33" - 38" table heights.



**Companion Stool - 29", Armless
Radius or Flared Back**

Stool Dimensions

Overall height: 43"
 Overall width: 20 1/2"
 Overall depth: 26"
 Seat height: 29"
 Seat width: 16"
 Seat depth: 17"
 Seat to footrest: 15 1/2"
 Actual weight: 21 lbs.
 Suggested for use with 38" - 42" table heights.



**Companion Stool - 24", Arm
Radius or Flared Back**

Stool Dimensions

Overall height: 38"
 Overall width w/ armcaps: 23"
 Overall width w/o armcaps: 21 1/2"
 Overall depth: 26"
 Seat height: 24"
 Seat width: 17"
 Seat depth: 18"
 Between arms: 19 3/8"
 Arm height w/ armcaps: 32"
 Arm height w/o armcaps: 31"
 Seat to footrest: 15 1/2"
 Actual weight: 22 lbs.
 Suggested for use with 33" - 38" table heights



Stacking (Trolley)

Upholstered & Wood
 Arm and armless with glides (includes youth) . . . 10
 Arm and armless with single wheel casters 5
 Arm and armless with dual wheel casters 4

Stacking (Floor)

Arm and armless with glides (includes youth) . . . 8
 Arm and armless with single wheel casters 5
 Arm and armless with dual wheel casters 4
 With tablet arm 4
 All stools 6

Companion Stool - 29", Arm Radius or Flared Back**Stool Dimensions**

Overall height: 43"
 Overall width w/ armcaps: 23"
 Overall width w/o armcaps: 21 3/8"
 Overall depth: 26"
 Seat height: 29"
 Seat width: 17"
 Seat depth: 18"
 Between arms: 19 1/2"
 Arm height w/ armcaps: 37"
 Arm height w/o armcaps: 36"
 Seat to footrest: 15 1/2"
 Actual weight: 16 lbs. w/ arms
 Actual weight: 15 lbs. w/o arms
 Suggested for use with 38" - 42" table heights.

**Companion X 26" - Arm only Radius or Flared Back****Chair Dimensions**

Overall height: 31 1/2"
 Overall width w/ armcaps: 30 1/4"
 Overall depth: 22 1/2"
 Seat height: 17"
 Seat width: 24 1/2"
 Seat depth: 18"
 Between arms: 26 3/4"
 Arm height w/ armcaps: 26"
 Actual weight: 35 lbs. w/ arms

**Companion X 30" - Arm Radius or Flared Back****Chair Dimensions**

Overall height: 31 1/2"
 Overall width w/ armcaps: 33 1/4"
 Overall depth: 22 1/2"
 Seat height: 17"
 Seat width: 26 3/4"
 Seat depth: 18"
 Between arms: 30"
 Arm height w/ armcaps: 26"
 Actual weight: 42 lbs. w/ arms

**Key Description**

- 1 base frame, 3/8" o.d. 13 gauge steel tube
- 2 upholstered back, molded 5-ply with 1" thick, 1.5 lb. density foam
- 3 upholstered armcaps, molded 5-ply with 1/4" thick, 1.5 lb. density foam
- 4 upholstered seat, molded 5-ply with 1 1/2" thick 2 lb. density foam

Key Description

- 5 finished wood back, seat and armcaps, rotary cut maple, molded 7-ply
- 6 foot rest, 3/8" o.d. 14 gauge steel tube
- 7 pivot glide, stainless steel
- 8 glide, clear polycarbonate

VERSTEEL

**Companion X 42" - Arm only
Radius or Flared Back**

Chair Dimensions
 Overall height: 31 1/2"
 Overall width w/ armcaps: 45 1/4"
 Overall depth: 22 1/2"
 Seat height: 17"
 Seat width: 38 3/4"
 Seat depth: 18"
 Between arms: 42"
 Arm height w/ armcaps: 26"
 Actual weight: 55 lbs. w/ arms



**Companion Youth Chair - Armless Only
Radius or Flared Back**

Chair Dimensions
 Overall height: 25"
 Overall width: 18 3/4"
 Overall depth: 17 1/2"
 Seat height: 14 1/4"
 Seat width: 14"
 Seat depth: 14 1/2"
 Actual weight: 12 lbs.
 Suggested for use with 22" - 24" table heights



Stacking (Trolley)

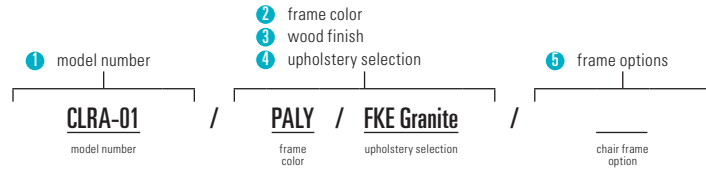
Upholstered & Wood
 Arm and armless with glides (includes youth) . . . 10
 Arm and armless with single wheel casters 5
 Arm and armless with dual wheel casters 4

Stacking (Floor)

Arm and armless with glides (includes youth) . . . 8
 Arm and armless with single wheel casters 5
 Arm and armless with dual wheel casters 4
 With tablet arm 4
 All stools 6

To Order, Specify...

- 1 Model Number
- 2 Frame Color
- 3 Wood Finish
- 4 Upholstery Selection
- 5 Frame Options



A **CLRA-01** is a Companion series, radius back armless 4-leg chair.

The codes **PALY / FKE Granite** specify an Alloy frame and Grade 3 Keynote Granite upholstery.

Chair Model CLRA-01



Sample Order Form

Quantity	Model # & Description	List Each	Extended List
41	CLAFI-02 / PALY / FKE Granite Companion series, 4-leg flared back arm chair, upholstered seat, back and armcaps / Alloy frame / Keynote Granite upholstery	\$ 957	\$39,237

Orders may be sent via:

MAILING ADDRESS

Versteel
2332 Cathy Lane
Jasper, IN 47546

CONTACT VERSTEEL

EMAIL contact@versteel.com
TELEPHONE 800 876 2120
812 634 2120
FACSIMILE 812 482 9318

Studio Steel®

Versteel’s “urban fabrication” process leaves the telltale signs of welding and assembly on the surface, highlighting a manufacturing aesthetic. Choosing a clear or transparent powder coat is recommended, allowing tonal striations (created as a result of extreme heat), natural textures, and the inherent qualities of raw steel to show through.

Studio Steel Process. \$147 per chair

Powder Coat Finishes

All powder coat finishes in the Versteel offering have been formulated with the use of epoxy, polyester or epoxy and polyester blends to maximize the finish durability.

Powder Coat - Standard n/c

Powder Coat - Premium \$147 per chair

Companion Powder Coat Colors

Alloy PALY	Mint PMNT
Amethyst PAME	Navy PNAV
Anthracite PANT	Nimbus PNIM
Black Anodized . . . PBLA	Nutmeg PNUT
Bronze PBRO	Obsidian POBS
Calypso PCAL	Pacific PPAC
Carbon PCAR	Pearl PPEA
Champagne PCHA	Pebble PPEB
Coconut PCOC	Platinum PPLA
⬆️ Copper PCOP	Poppy PPOP
Crimson PCRI	⬆️ Raven PRAV
⬆️ Crystal PCRY	Royal PROY
Daffodil PDAF	⬆️ Satin PSAT
Ebony PEBO	Seaside PSEA
Forest PFOR	Shipyard PSHI
Fossil PFOS	Silver PSIL
⬆️ Garnet PGAR	Snow PSNO
⬆️ Gold PGOL	Stone PSTO
Graphite PGRA	Storm PSTM
Ⓟ Hope PHOP	Terra Cotta PTEC
Kelly Green PKEG	Whisper PWHI
⬆️ Matte PMAT	White Linen PWHL
Mica PMIC	Powder Coat Alternative OPA

Transparent Powder Coats (indicated by ⬆️)

Please note that the transparent characteristics of these powders allow all natural welds and textures inherent to raw steel to be visible.

Premium Powder Coats (indicated by Ⓟ)

Versteel’s premium process uses specially formulated powder coats for a truly unique color palette.

Powder Coat Alternatives

You must forward a color sample or an RAL number for each alternate powder coat color with order placement. Call Versteel Customer Service for pricing and availability.

Chrome

Versteel applies a deep luster nickel chrome plated finish. Chrome is the most durable finish available.

Chrome. **ECHR**

For Chrome, an upcharge applies (see product price list for upcharge).

Nickel

Versteel applies a nickel plated finish with a clear coat applied for durability.

Nickel **ENKL**

For Nickel, an upcharge applies (see product price list for upcharge).

Standard Versteel Upholstery

Versteel offers a wide range of materials from fabrics in a variety of colors and textures, to vinyls for soil resistance. Please refer to Versteel’s fabric cards or the “Materials and Finishes” section of our website for reference information. versteel.com

Wood Finish

Versteel uses a post-catalyst varnish NDF topcoat that meets AWI (Architectural Woodwork Institute) TR6 performance standards.

Companion Wood Finishes

All Companion wood finishes on maple.

Beach WBEA	Golden Cherry . . . WGNC
Blossom Cherry . WBLC	Java Cherry WJAC
Brighton Walnut . WBRW	Millwork Cherry . WMWC
Caramel Maple . . WCMM	Pebble WPEB
Chestnut WCHE	Seaside WSEA
Cordovan Cherry WCNC	Solar Maple WSLM
Drift WDRI	Sugar Maple WSUM
Espresso Walnut WESW	Terra Cotta WTEC
Fawn WFAW	Whisper WWHI
Fog WFOG	Stain Finish Match OSM
Forest WFOR	

Stain Finish Match

You must forward two 4" x 4" samples for each custom stain finish color match with order placement. Upcharge of \$894 list will apply for each stain color match.

NOTE STAIN FINISH MATCH COLOR APPROVAL MAY AFFECT STANDARD PRODUCTION SCHEDULES

Standard Companion Urethane Armcap Color

Ebony **UEBO**

Companion Urethane Armcaps

Companion armcaps are molded with soft polyurethane. The materials provide a comfortable, supportive seating surface throughout the movement of the chair.

Versteel Seating COM Standard Yardage Requirements

COM yardage requirements are calculated for chairs and stools based on a material width of 54" and a repeat of 2" or less. For material less than 54" wide, contact Versteel for yardage requirements. Use the chart below as a guide to calculate your COM yardage. For quantities greater than 200 chairs or stools, contact Versteel Customer Service for calculation of COM yardage by chair model.

Quantity of Chairs	1	2	3	4	5	6	7	8	9	10	11	12	13	14	15
Chela (with or without arms)															
Upholstered Seat & Back	1.5	2.5	2.5	3.5	3.5	4.5	4.5	5.5	6.0	6.5	7.5	7.5	8.5	8.5	9.5
Upholstered Seat Only	1.0	1.5	1.5	2.0	2.0	2.5	2.5	3.5	4.0	4.0	4.5	4.5	5.0	5.0	6.0
Upholstered Back Only	0.5	1.0	1.3	1.3	1.8	2.0	2.0	2.5	2.5	3.0	3.0	3.5	3.5	4.0	4.0
Companion and Kompis Radius & Flared Back (with or without arms) <i>Yardage includes upholstered armcaps if specified.</i>															
Upholstered Seat & Back	1.5	2.5	3.5	4.5	5.0	6.0	6.5	7.5	9.0	9.5	11.0	11.0	13.0	13.0	14.5
Upholstered Seat Armless	1.0	1.5	1.5	2.5	2.5	3.0	3.0	4.0	4.5	4.5	5.0	5.0	6.0	6.0	6.5
Upholstered Seat with Arms	1.0	1.5	1.5	2.5	2.5	3.0	3.0	4.0	4.5	4.5	5.0	5.0	6.0	6.0	6.5
Upholstered Back Only	1.0	2.0	2.0	2.5	3.5	4.0	4.5	5.0	5.5	6.0	6.5	7.0	7.5	8.0	8.5
Companion and Kompis X Radius & Flared Back <i>Yardage includes upholstered armcaps.</i>															
Upholstered Seat, Back & Armcaps	2.5	5.0	7.0	9.0	11.0	13.5	15.5	17.0	19.0	21.5	23.0	24.5	26.5	28.5	30.5
Ollie Round (fully upholstered)															
Lid & Bottom (same fabric)	1.3	3.0	3.8	5.0	6.0	6.3	7.0	8.3	8.5	10.0	10.5	12.0	13.0	14.0	14.5
Lid (Fabric 01)	0.8	1.3	1.5	2.5	3.0	3.0	3.5	4.5	5.0	5.0	5.0	6.0	6.5	7.0	7.0
Bottom (Fabric 02)	1.3	1.8	2.5	3.0	4.0	4.5	5.0	5.8	6.3	6.8	8.0	8.5	9.0	9.5	10.5
Ollie Square (fully upholstered)															
Lid & Bottom (same fabric)	2.0	3.5	4.8	6.0	7.0	8.3	9.5	10.0	11.3	13.0	13.8	15.0	16.3	17.5	18.8
Lid (Fabric 01)	0.8	1.3	1.5	2.5	3.0	3.0	3.5	4.5	5.0	5.0	5.0	6.0	6.5	7.0	7.0
Bottom (Fabric 02)	1.8	3.0	3.5	4.5	6.3	6.8	8.0	8.5	9.5	11.3	11.8	13.0	13.5	14.5	16.3
Quanta															
Upholstered Seat Only	1.0	1.5	1.5	2.0	2.5	2.5	3.5	3.5	4.0	4.0	4.5	4.5	5.0	5.5	5.5
Upholstered Seat & Back	1.5	2.5	3.0	4.0	4.5	5.0	6.0	6.5	6.5	7.0	8.0	8.5	9.0	10.0	11.0
Gullwing-Upholstered Seat Only	1.5	2.5	4.0	5.0	6.0	7.0	8.5	9.5	11.0	12.0	14.5	15.5	17.0	18.0	19.5
Gullwing-Upholstered Seat & Back	2.0	3.5	4.5	6.0	7.0	8.5	9.5	11.0	12.0	13.0	14.5	15.5	17.0	18.0	20.0
Quanta Max															
Upholstered Seat Only	1.0	1.5	1.5	2.0	2.5	2.5	3.5	3.5	4.0	4.0	4.5	4.5	5.0	5.5	5.5
Sate															
Upholstered Seat Only	1.0	1.5	1.5	2.0	2.5	2.5	3.5	3.5	4.0	4.0	4.5	4.5	5.0	5.5	5.5
SIMON (with or without arms)															
Upholstered Seat & Back	1.5	2.5	3.0	4.0	5.0	5.5	6.5	7.5	8.0	9.0	9.5	10.5	11.0	12.0	13.0
Upholstered Seat Only	1.0	1.5	1.5	2.5	3.0	3.0	3.5	4.5	5.0	5.0	5.0	6.0	6.5	7.0	7.0
Upholstered Back Only	1.0	2.0	2.0	2.5	3.5	4.0	4.5	5.0	5.5	6.0	6.5	7.0	7.5	8.0	8.5
Socius															
Patient Mid Back	2.5	4.0	5.5	7.0	8.0	10.0	11.5	13.0	15.0	16.5	17.5	18.5	19.5	21.5	23.5
Patient High Back	3.0	4.0	6.0	8.0	9.0	11.0	12.0	14.0	17.0	18.0	19.5	20.5	22.5	24.0	26.5
Bariatric Mid Back	5.0	8.0	10.0	13.0	15.0	18.0	20.0	23.0	25.0	28.0	—	—	—	—	—
Zuri															
Upholstered Seat & Back (One Piece)	2.0	3.0	4.0	5.0	6.0	7.0	8.0	9.5	10.5	11.5	—	—	—	—	—
Upholstered Seat Pad	1.0	1.5	1.5	2.0	2.0	2.5	2.5	3.0	3.0	3.5	3.5	4.5	4.5	5.0	5.0
Low Back	1.5	2.5	2.5	3.5	3.5	4.5	4.5	6.0	6.0	7.0	—	—	—	—	—



Questions?

1.800.876.2120

≠QS = Quickship Program Product

				material > grade >	Fabric Grade 2 or COM	Fabric Grade 3	Fabric Grade 4	Fabric Grade 5	Fabric Grade 6	Wood or Aluminum
Style	Description	Model #	Product Wt							
<p>CLRA-01</p>	Armless 4-Leg Base Without Arms Seat - Upholstered Back - Upholstered	CLRA-01 	19	661	748	833	919	1006		
	4-Leg Base Without Arms Seat - Upholstered Back - Wood	CLRA-04 	19	767	837	907	977	1042		
	4-Leg Base Without Arms Seat - Wood Back - Wood	CLRA-07 	19							889
	4-Leg Base Without Arms Seat - Aluminum Back - Aluminum	CLRA-41 	19							868
	4-Leg Base Without Arms Seat - Upholstered Back - Aluminum	CLRA-42 	19	788	856	927	995	1064		

Stacking
Refer to page 45.





COM Yardage
Refer to page 50.

To Order, Specify...

- 1 Model Number
- 2 Frame Color
- 3 Wood Finish
- 4 Upholstery Selection
- 5 Frame Options



Questions?
1.800.876.2120

Style	Description	Model #	Product Wt	material >	Fabric	Fabric	Fabric	Fabric	Fabric	Wood
				grade >	Grade 2 or COM	Grade 3	Grade 4	Grade 5	Grade 6	or Aluminum
 CLRA-01Y	4-Leg Base Without Arms Seat - Upholstered Back - Upholstered	CLRA-01Y	12		529	617	704	790	876	
			≡QS							
	4-Leg Base Without Arms Seat - Upholstered Back - Wood	CLRA-04Y	12		613	685	752	824	894	
			≡QS							
	4-Leg Base Without Arms Seat - Wood Back - Wood	CLRA-07Y	12							711
			≡QS							

22"- 24" table heights are recommended for use with youth seating

Stacking
Refer to page 45.

COM Yardage
Refer to page 50.

Finish Options	Price	Frame Options	Code	Price	Custom Charges	Code	Price
Chrome	\$ 147	Hard Surface Glides - Nylon (set of 4)	GLD32	\$ 20	Powder Coat Alternative (per color)	OPA	call
Nickel	\$ 200	Hard Surface Glides - Felt (set of 4)	GLD33	\$ 20	Stain Finish Match (per finish)	OSM	\$ 894
Powder Coat - Standard	n/c	Casters - Single Wheel Soft Wheel (set of 4)	CAS33	\$ 171			
Powder Coat - Premium	\$ 147	<i>Not Available on Companion Youth Models</i>					
		Casters - Dual Wheel Black Nylon					
		Hard Wheel (set of 4)	CAS54	\$ 153			
		<i>Not Available on Companion Youth Models</i>					
		Casters - Dual Wheel Black Nylon					
		Soft Wheel (set of 4)	CAS56	\$ 153			
		<i>Not Available on Companion Youth Models</i>					
		Accessories					
		Chair Trolley - Companion	ACTCO	\$ 643			
		Chair Trolley - Companion Youth	ACTCOY	\$ 643			
		Chair Link - Companion	ACLCO	\$ 30			
		<i>Not Available on Companion Youth Models</i>					

Companion

Radius Back Chair
Arm

VERSTEEL

Questions?

1.800.876.2120

=QS = Quickship Program Product

Style	Description	Model #	Product Wt	material > grade >	Fabric Grade 2 or COM	Fabric Grade 3	Fabric Grade 4	Fabric Grade 5	Fabric Grade 6	Wood	
 CLARA-01	4-Leg Base With Arms Seat - Upholstered Back - Upholstered Armcaps - None	CLARA-01	20		725	811	897	984	1069		
	 CLARA-02	4-Leg Base With Arms Seat - Upholstered Back - Upholstered Armcaps - Upholstered	CLARA-02	20		831	934	1038	1143	1249	
	 CLARA-03	4-Leg Base With Arms Seat - Upholstered Back - Upholstered Armcaps - Wood	CLARA-03	20		933	1018	1106	1191	1277	
	 CLARA-04	4-Leg Base With Arms Seat - Upholstered Back - Wood Armcaps - None	CLARA-04	20		830	898	966	1037	1107	
	 CLARA-05	4-Leg Base With Arms Seat - Upholstered Back - Wood Armcaps - Upholstered	CLARA-05	20		934	1019	1107	1192	1281	
	 CLARA-06	4-Leg Base With Arms Seat - Upholstered Back - Wood Armcaps - Wood	CLARA-06	20		1037	1107	1176	1246	1316	
	 CLARA-07	4-Leg Base With Arms Seat - Wood Back - Wood Armcaps - None	CLARA-07	20							953
	 CLARA-08	4-Leg Base With Arms Seat - Wood Back - Wood Armcaps - Wood	CLARA-08	20							1163

Stacking

Refer to page 45.

COM Yardage

Refer to page 50.

To Order, Specify...

- 1 Model Number
- 2 Frame Color
- 3 Wood Finish
- 4 Upholstery Selection
- 5 Frame Options



[Questions?](#)

1.800.876.2120

				material > grade >	Fabric Grade 2 or COM	Fabric Grade 3	Fabric Grade 4	Fabric Grade 5	Fabric Grade 6	Wood
Style	Description	Model #	Product Wt							
 CLARA-01	Arm 4-Leg Base With Arms Seat - Upholstered Back - Upholstered Armcaps - Urethane	CLARA-09 QS	20	831	934	1038	1143	1249		
	4-Leg Base With Arms Seat - Upholstered Back - Wood Armcaps - Urethane	CLARA-10 QS	20	934	1019	1107	1192	1281		

Stacking
Refer to page 45.

COM Yardage
Refer to page 50.

Finish Options	Price	Frame Options	Code	Price	Custom Charges	Code	Price
Chrome	\$ 147	Hard Surface Glides - Nylon (set of 4)	GLD32	\$ 20	Powder Coat Alternative (per color)	OPA	call
Nickel	\$ 200	Hard Surface Glides - Felt (set of 4)	GLD33	\$ 20	Stain Finish Match (per finish)	OSM	\$ 894
Powder Coat - Standard	n/c	Casters - Single Wheel Soft Wheel (set of 4)	CAS33	\$ 171			
Powder Coat - Premium	\$ 147	Casters - Dual Wheel Black Nylon					
		Hard Wheel (set of 4)	CAS54	\$ 153			
		Casters - Dual Wheel Black Nylon					
		Soft Wheel (set of 4)	CAS56	\$ 153			
		Accessories					
		Chair Trolley - Companion	ACTCO	\$ 643			
		Chair Link - Companion	ACLCO	\$ 30			

Companion



Radius Back Chair
Flip-Up Tablet Arm



VERSTEEL

Questions?

1.800.876.2120

		material > grade >	Fabric Grade 2 or COM	Fabric Grade 3	Fabric Grade 4	Fabric Grade 5	Fabric Grade 6	Wood
Style	Description	Model #	Product Wt					
 <p>Flip-Up Tablet Arm Right</p> <p><i>CLRA-01TBR Tablet material is 3/4" Black Thermofoil with a Black Thermofoil edge.</i></p>	4-Leg Base Tablet Arm Right Seat - Upholstered Back - Upholstered	CLRA-01TBR	22	876	962	1046	1133	1220
	4-Leg Base Tablet Arm Right Seat - Upholstered Back - Wood	CLRA-04TBR	22	983	1052	1122	1190	1261
	4-Leg Base Tablet Arm Right Seat - Wood Back - Wood	CLRA-07TBR	22					1102
 <p>Flip-Up Tablet Arm Left</p> <p><i>CLRA-04TBL Tablet material is 3/4" Black Thermofoil with a Black Thermofoil edge.</i></p>	4-Leg Base Tablet Arm Left Seat - Upholstered Back - Upholstered	CLRA-01TBL	22	876	962	1046	1133	1220
	4-Leg Base Tablet Arm Left Seat - Upholstered Back - Wood	CLRA-04TBL	22	983	1052	1122	1190	1261
	4-Leg Base Tablet Arm Left Seat - Wood Back - Wood	CLRA-07TBL	22					1102

Stacking

Refer to page 45.

COM Yardage



Refer to page 50.

To Order, Specify...

- 1 Model Number
- 2 Frame Color
- 3 Wood Finish
- 4 Upholstery Selection
- 5 Frame Options



Questions?
1.800.876.2120

				material > grade >	Fabric Grade 2 or COM	Fabric Grade 3	Fabric Grade 4	Fabric Grade 5	Fabric Grade 6	Wood
Style	Description	Model #	Product Wt							
Retractable Tablet Arm Right  <i>CLRA-01RTBR</i> Tablet material is 3/4" Black Thermofoil with a Black Thermofoil edge.	4-Leg Base Tablet Arm Right Seat - Upholstered Back - Upholstered	CLRA-01RTBR	22	1009	1166	1251	1337	1423		
	4-Leg Base Tablet Arm Right Seat - Upholstered Back - Wood	CLRA-04RTBR	22	1186	1255	1325	1394	1464		
	4-Leg Base Tablet Arm Right Seat - Wood Back - Wood	CLRA-07RTBR	22							1307
Retractable Tablet Arm Left  <i>CLRA-04RTBL</i> Tablet material is 3/4" Black Thermofoil with a Black Thermofoil edge.	4-Leg Base Tablet Arm Left Seat - Upholstered Back - Upholstered	CLRA-01RTBL	22	1009	1166	1251	1337	1423		
	4-Leg Base Tablet Arm Left Seat - Upholstered Back - Wood	CLRA-04RTBL	22	1186	1255	1325	1394	1464		
	4-Leg Base Tablet Arm Left Seat - Wood Back - Wood	CLRA-07RTBL	22							1307

Stacking
Refer to page 45.

COM Yardage
Refer to page 50.

Finish Options	Price	Frame Options	Code	Price	Custom Charges	Code	Price
Chrome	\$ 147	Hard Surface Glides - Nylon (set of 4)	GLD32	\$ 20	Powder Coat Alternative (per color)	OPA	call
Nickel	\$ 200	Hard Surface Glides - Felt (set of 4)	GLD33	\$ 20	Stain Finish Match (per finish)	OSM	\$ 894
Powder Coat - Standard	n/c	Casters - Single Wheel Soft Wheel (set of 4)	CAS33	\$ 171			
Powder Coat - Premium	\$ 147	Casters - Dual Wheel Black Nylon					
		Hard Wheel (set of 4)	CAS54	\$ 153			
		Casters - Dual Wheel Black Nylon					
		Soft Wheel (set of 4)	CAS56	\$ 153			







Radius Back Stool - 24"
Armless



VERSTEEL

Questions?

1.800.876.2120

				material > grade >	Fabric Grade 2 or COM	Fabric Grade 3	Fabric Grade 4	Fabric Grade 5	Fabric Grade 6	Wood or Aluminum
Style	Description	Model #	Product Wt							
 <p>CLRA-04S24</p>	<p>Armless</p> <p>4-Leg Base 24" Seat Height Without Arms Seat - Upholstered Back - Upholstered</p> 	CLRA-01S24	20	912	1000	1085	1171	1257		
	<p>4-Leg Base 24" Seat Height Without Arms Seat - Upholstered Back - Wood</p> 	CLRA-04S24	20	1018	1088	1161	1230	1299		
	<p>4-Leg Base 24" Seat Height Without Arms Seat - Wood Back - Wood</p> 	CLRA-07S24	20							1140
	<p>4-Leg Base 24" Seat Height Without Arms Seat - Aluminum Back - Aluminum</p> 	CLRA-41S24	20							1140
	<p>4-Leg Base 24" Seat Height Without Arms Seat - Upholstered Back - Aluminum</p> 	CLRA-42S24	20	1037	1107	1176	1246	1316		

33"- 38" table heights
are recommended for
use with 24" stool

Stacking

Refer to page 45.

COM Yardage


Refer to page 50.

To Order, Specify...

- 1 Model Number
- 2 Frame Color
- 3 Wood Finish
- 4 Upholstery Selection
- 5 Frame Options



Questions?
1.800.876.2120

Style	Description	Model #	Product Wt	material >	Fabric	Fabric	Fabric	Fabric	Fabric	Wood
				grade >	Grade 2 or COM	Grade 3	Grade 4	Grade 5	Grade 6	or Aluminum
 CLRA-07S29	4-Leg Base 29" Seat Height Without Arms Seat - Upholstered Back - Upholstered	CLRA-01S29	21	912	1000	1085	1171	1257		
	4-Leg Base 29" Seat Height Without Arms Seat - Upholstered Back - Wood	CLRA-04S29	21	1018	1088	1161	1230	1299		
	4-Leg Base 29" Seat Height Without Arms Seat - Wood Back - Wood	CLRA-07S29	21							1140
	4-Leg Base 29" Seat Height Without Arms Seat - Aluminum Back - Aluminum	CLRA-41S29	21							1140
	4-Leg Base 29" Seat Height Without Arms Seat - Upholstered Back - Aluminum	CLRA-42S29	21	1037	1107	1176	1246	1316		

38"- 42" table heights are recommended for use with 29" stool

Stacking
Refer to page 45.

COM Yardage
Refer to page 50.

Finish Options	Price	Frame Options	Code	Price	Custom Charges	Code	Price
Chrome	\$ 147	Hard Surface Glides - Nylon (set of 4)	GLD32	\$ 20	Powder Coat Alternative (per color)	OPA	call
Nickel	\$ 200	Hard Surface Glides - Felt (set of 4)	GLD33	\$ 20	Stain Finish Match (per finish)	OSM	\$ 894
Powder Coat - Standard	n/c						
Powder Coat - Premium	\$ 147	Accessories					
		Chair Link - Companion	ACLCO	\$ 30			










Radius Back Stool - 24" Arm



VERSTEEL

Questions?

1.800.876.2120

				material > grade >	Fabric Grade 2 or COM	Fabric Grade 3	Fabric Grade 4	Fabric Grade 5	Fabric Grade 6	Wood
Style	Description	Model #	Product Wt							
 <p>CLARA-05S24</p>	4-Leg Base 24" Seat Height With Arms Seat - Upholstered Back - Upholstered Armcaps - None	 CLARA-01S24	22	977	1062	1147	1234	1322		
	4-Leg Base 24" Seat Height With Arms Seat - Upholstered Back - Upholstered Armcaps - Upholstered	 CLARA-02S24	22	1082	1187	1292	1395	1499		
	4-Leg Base 24" Seat Height With Arms Seat - Upholstered Back - Upholstered Armcaps - Wood	 CLARA-03S24	22	1186	1272	1358	1445	1529		
	4-Leg Base 24" Seat Height With Arms Seat - Upholstered Back - Wood Armcaps - None	 CLARA-04S24	22	1082	1149	1222	1292	1360		
	4-Leg Base 24" Seat Height With Arms Seat - Upholstered Back - Wood Armcaps - Upholstered	 CLARA-05S24	22	1188	1274	1360	1448	1533		
	4-Leg Base 24" Seat Height With Arms Seat - Upholstered Back - Wood Armcaps - Wood	 CLARA-06S24	22	1292	1360	1429	1499	1569		
	4-Leg Base 24" Seat Height With Arms Seat - Wood Back - Wood Armcaps - None	 CLARA-07S24	22							1204
	4-Leg Base 24" Seat Height With Arms Seat - Wood Back - Wood Armcaps - Wood	 CLARA-08S24	22							1413

33" - 38" table heights are recommended for use with 24" stool

Stacking

Refer to page 45.

COM Yardage

Refer to page 50.

To Order, Specify...

- 1 Model Number
- 2 Frame Color
- 3 Wood Finish
- 4 Upholstery Selection
- 5 Frame Options



[Questions?](#)
1.800.876.2120

		material > grade >	Fabric Grade 2 or COM	Fabric Grade 3	Fabric Grade 4	Fabric Grade 5	Fabric Grade 6	Wood
Style	Description	Model #	Product Wt					
 CLARA-05S24	4-Leg Base 24" Seat Height With Arms Seat - Upholstered Back - Upholstered Armcaps - Urethane	CLARA-09S24	22	1082	1187	1292	1395	1499
	4-Leg Base 24" Seat Height With Arms Seat - Upholstered Back - Wood Armcaps - Urethane	CLARA-10S24	22	1188	1274	1360	1448	1533

33"- 38" table heights
are recommended for
use with 24" stool

Stacking
Refer to page 45.

COM Yardage
Refer to page 50.









Finish Options	Price	Frame Options	Code	Price	Custom Charges	Code	Price
Chrome	\$ 147	Hard Surface Glides - Nylon (set of 4)	GLD32	\$ 20	Powder Coat Alternative (per color)	OPA	call
Nickel	\$ 200	Hard Surface Glides - Felt (set of 4)	GLD33	\$ 20	Stain Finish Match (per finish)	OSM	\$ 894
Powder Coat - Standard	n/c						
Powder Coat - Premium	\$ 147	Accessories					
		Chair Link - Companion	ACLCO	\$ 30			

Radius Back Stool - 29"
Arm

VERSTEEL

Questions?

1.800.876.2120

Style	Description	Model #	Product Wt	material >	Fabric	Fabric	Fabric	Fabric	Fabric	Wood
				grade >	Grade 2 or COM	Grade 3	Grade 4	Grade 5	Grade 6	
 CLARA-01S29	4-Leg Base 29" Seat Height With Arms Seat - Upholstered Back - Upholstered Armcaps - None	CLARA-01S29	23	977	1062	1147	1234	1322		
		CLARA-02S29	23	1082	1187	1292	1395	1499		
		CLARA-03S29	23	1186	1272	1358	1445	1529		
		CLARA-04S29	23	1082	1149	1222	1292	1360		
		CLARA-05S29	23	1188	1274	1360	1448	1533		
		CLARA-06S29	23	1292	1360	1429	1499	1569		
		CLARA-07S29	23							1204
		CLARA-08S29	23							1413

38" - 42" table heights
are recommended for
use with 29" stool

Stacking

Refer to page 45.

COM Yardage

Refer to page 50.

To Order, Specify...

- 1 Model Number
- 2 Frame Color
- 3 Wood Finish
- 4 Upholstery Selection
- 5 Frame Options



[Questions?](#)
1.800.876.2120

		material > grade >		Fabric Grade 2 or COM	Fabric Grade 3	Fabric Grade 4	Fabric Grade 5	Fabric Grade 6	Wood
Style	Description	Model #	Product Wt						
 CLARA-01S29	4-Leg Base 29" Seat Height With Arms Seat - Upholstered Back - Upholstered Armcaps - Urethane	CLARA-09S29	23	1082	1187	1292	1395	1499	
	4-Leg Base 29" Seat Height With Arms Seat - Upholstered Back - Wood Armcaps - Urethane	CLARA-10S29	23	1188	1274	1360	1448	1533	

38"- 42" table heights
are recommended for
use with 29" stool

Stacking
Refer to page 45.

COM Yardage
Refer to page 50.

Finish Options	Price	Frame Options	Code	Price	Custom Charges	Code	Price
Chrome	\$ 147	Hard Surface Glides - Nylon (set of 4)	GLD32	\$ 20	Powder Coat Alternative (per color)	OPA	call
Nickel	\$ 200	Hard Surface Glides - Felt (set of 4)	GLD33	\$ 20	Stain Finish Match (per finish)	OSM	\$ 894
Powder Coat - Standard	n/c						
Powder Coat - Premium	\$ 147	Accessories					
		Chair Link - Companion	ACLCO	\$ 30			

Companion X

Radius Back Chair
Arm







VERSTEEL

Questions?

1.800.876.2120

≠QS = Quickship Program Product

				material > grade >	Fabric Grade 2 or COM	Fabric Grade 3	Fabric Grade 4	Fabric Grade 5	Fabric Grade 6	Wood
Style	Description	Model #	Product Wt							
 CLARA-02X26	4-Leg Base, 26"w With Arms Seat - Upholstered Back - Upholstered Armcaps - Upholstered	CLARA-02X26	35	1794	1971	2140	2318	2490		
										
	4-Leg Base, 30"w With Arms Seat - Upholstered Back - Upholstered Armcaps - Upholstered	CLARA-02X30	42	1842	2015	2188	2365	2536		
										
	4-Leg Base, 42"w With Arms Seat - Upholstered Back - Upholstered Armcaps - Upholstered	CLARA-02X42	55	1888	2060	2236	2412	2585		
										

COM Yardage
Refer to page 50.

Finish Options	Price
Chrome	\$ 293
Nickel	\$ 348
<i>APPLIES TO COMPANION X ONLY</i>	
Powder Coat - Standard	n/c
Powder Coat - Premium	\$ 147

Custom Charges	Code	Price
Powder Coat Alternative (per color)	OPA	call



[Questions?](#)

1.800.876.2120

Style	Description	Model #	Product Wt	material >	Fabric	Fabric	Fabric	Fabric	Fabric	Wood
				grade >	Grade 2 or COM	Grade 3	Grade 4	Grade 5	Grade 6	or Aluminum
 CLFL-01	4-Leg Base Without Arms Seat - Upholstered Back - Upholstered	CLFL-01	19		682	767	854	939	1028	
			≡OS							
	4-Leg Base Without Arms Seat - Upholstered Back - Wood	CLFL-04	19		788	856	927	995	1064	
			≡OS							
	4-Leg Base Without Arms Seat - Wood Back - Wood	CLFL-07	19							908
		≡OS								
4-Leg Base Without Arms Seat - Aluminum Back - Aluminum	CLFL-41	19								868
		≡OS								
4-Leg Base Without Arms Seat - Upholstered Back - Aluminum	CLFL-42	19		788	856	927	995	1064		
		≡OS								

Stacking
Refer to page 45.

COM Yardage
Refer to page 50.

Finish Options	Price	Frame Options	Code	Price	Custom Charges	Code	Price
Chrome	\$ 147	Hard Surface Glides - Nylon (set of 4)	GLD32	\$ 20	Powder Coat Alternative (per color)	OPA	call
Nickel	\$ 200	Hard Surface Glides - Felt (set of 4)	GLD33	\$ 20	Stain Finish Match (per finish)	OSM	\$ 894
Powder Coat - Standard	n/c	Casters - Single Wheel Soft Wheel (set of 4)	CAS33	\$ 171			
Powder Coat - Premium	\$ 147	<i>Not Available on Companion Youth Models</i>					
		Casters - Dual Wheel Black Nylon					
		Hard Wheel (set of 4)	CAS54	\$ 153			
		<i>Not Available on Companion Youth Models</i>					
		Casters - Dual Wheel Black Nylon					
		Soft Wheel (set of 4)	CAS56	\$ 153			
		<i>Not Available on Companion Youth Models</i>					

Companion

Flared Back Youth Chair
Armless







VERSTEEL

Questions?

1.800.876.2120

≠OS = Quickship Program Product

				material > grade >	Fabric Grade 2 or COM	Fabric Grade 3	Fabric Grade 4	Fabric Grade 5	Fabric Grade 6	Wood or Aluminum
Style	Description	Model #	Product Wt							
 <p>CLFL-04Y</p>	4-Leg Base Without Arms Seat - Upholstered Back - Upholstered	CLFL-01Y 	12 ≠OS	546	632	715	802	890		
	4-Leg Base Without Arms Seat - Upholstered Back - Wood	CLFL-04Y 	12 ≠OS	632	703	772	840	909		
	4-Leg Base Without Arms Seat - Wood Back - Wood	CLFL-07Y 	12 ≠OS							728

22"- 24" table heights
are recommended for
use with youth seating

Stacking

Refer to page 45.

COM Yardage

Refer to page 50.

To Order, Specify...

- 1 Model Number
- 2 Frame Color
- 3 Wood Finish
- 4 Upholstery Selection
- 5 Frame Options



Questions?
1.800.876.2120

Style	Description	Model #	Product Wt	material >	Fabric	Fabric	Fabric	Fabric	Fabric	Wood
				grade >	Grade 2 or COM	Grade 3	Grade 4	Grade 5	Grade 6	
 CLAF-08 Stacking Refer to page 45. COM Yardage Refer to page 50.	4-Leg Base With Arms Seat - Upholstered Back - Upholstered Armcaps - None	CLAF-01	20		748	833	920	1006	1092	
	4-Leg Base With Arms Seat - Upholstered Back - Upholstered Armcaps - Upholstered	CLAF-02	20		854	957	1062	1167	1272	
	4-Leg Base With Arms Seat - Upholstered Back - Upholstered Armcaps - Wood	CLAF-03	20		956	1040	1128	1214	1303	
	4-Leg Base With Arms Seat - Upholstered Back - Wood Armcaps - None	CLAF-04	20		854	923	992	1062	1132	
	4-Leg Base With Arms Seat - Upholstered Back - Wood Armcaps - Upholstered	CLAF-05	20		960	1042	1132	1219	1306	
	4-Leg Base With Arms Seat - Upholstered Back - Wood Armcaps - Wood	CLAF-06	20		1062	1132	1203	1272	1340	
	4-Leg Base With Arms Seat - Wood Back - Wood Armcaps - None	CLAF-07	20							976
	4-Leg Base With Arms Seat - Wood Back - Wood Armcaps - Wood	CLAF-08	20							1185




Finish Options Chrome \$ 147 Nickel \$ 200 Powder Coat - Standard n/c Powder Coat - Premium \$ 147	Price \$ 147 \$ 200 n/c \$ 147	Frame Options Hard Surface Glides - Nylon (set of 4) GLD32 Hard Surface Glides - Felt (set of 4) GLD33 Casters - Single Wheel Soft Wheel (set of 4) CAS33 Not Available on Companion Youth Models Casters - Dual Wheel Black Nylon Hard Wheel (set of 4) CAS54 Not Available on Companion Youth Models Casters - Dual Wheel Black Nylon Soft Wheel (set of 4) CAS56 Not Available on Companion Youth Models	Code GLD32 GLD33 CAS33 CAS54 CAS56	Price \$ 20 \$ 20 \$ 171 \$ 153 \$ 153	Custom Charges Powder Coat Alternative (per color) OPA Stain Finish Match (per finish) OSM	Code OPA OSM	Price call \$ 894
Accessories Chair Trolley - Companion ACTCO \$ 643 Chair Trolley - Companion Youth ACTCOY \$ 643 Chair Link - Companion ACLCO \$ 30 Not Available on Companion Youth Models							



Questions?

1.800.876.2120

≠OS = Quickship Program Product

				material > grade >	Fabric Grade 2 or COM	Fabric Grade 3	Fabric Grade 4	Fabric Grade 5	Fabric Grade 6	Wood
Style	Description	Model #	Product Wt							
 CL AFL-08	4-Leg Base With Arms Seat - Upholstered Back - Upholstered Armcaps - Urethane	CL AFL-09 	20 ≠OS	854	957	1062	1167	1272		
	4-Leg Base With Arms Seat - Upholstered Back - Wood Armcaps - Urethane	CL AFL-10 	20 ≠OS	960	1042	1132	1219	1306		

Stacking

Refer to page 45.

COM Yardage

Refer to page 50.



To Order, Specify...

- 1 Model Number
- 2 Frame Color
- 3 Wood Finish
- 4 Upholstery Selection
- 5 Frame Options



[Questions?](#)

1.800.876.2120

Style	Description	Model #	Product Wt	material >	Fabric	Fabric	Fabric	Fabric	Fabric	Wood
				grade >	Grade 2 or COM	Grade 3	Grade 4	Grade 5	Grade 6	
 <p>Flip-Up Tablet Arm Right</p> <p><i>CLFL-04TBR Tablet material is 3/4" Black Thermofoil with a Black Thermofoil edge.</i></p>	4-Leg Base Tablet Arm Right Seat - Upholstered Back - Upholstered	CLFL-01TBR	22		897	984	1069	1158	1241	
	4-Leg Base Tablet Arm Right Seat - Upholstered Back - Wood	CLFL-04TBR	22		1004	1073	1142	1212	1282	
	4-Leg Base Tablet Arm Right Seat - Wood Back - Wood	CLFL-07TBR	22							1124
 <p>Flip-Up Tablet Arm Left</p> <p><i>CLFL-04TBL Tablet material is 3/4" Black Thermofoil with a Black Thermofoil edge.</i></p>	4-Leg Base Tablet Arm Left Seat - Upholstered Back - Upholstered	CLFL-01TBL	22		897	984	1069	1158	1241	
	4-Leg Base Tablet Arm Left Seat - Upholstered Back - Wood	CLFL-04TBL	22		1004	1073	1142	1212	1282	
	4-Leg Base Tablet Arm Left Seat - Wood Back - Wood	CLFL-07TBL	22							1124

Stacking
Refer to page 45.

COM Yardage
Refer to page 50.

<p>Finish Options</p> <p>Chrome \$ 147</p> <p>Nickel \$ 200</p> <p>Powder Coat - Standard n/c</p> <p>Powder Coat - Premium \$ 147</p>	<p>Frame Options</p> <p>Hard Surface Glides - Nylon (set of 4) GLD32 \$ 20</p> <p>Hard Surface Glides - Felt (set of 4) GLD33 \$ 20</p> <p>Casters - Single Wheel Soft Wheel (set of 4) CAS33 \$ 171</p> <p><i>Not Available on Companion Youth Models</i></p> <p>Casters - Dual Wheel Black Nylon</p> <p>Hard Wheel (set of 4) CAS54 \$ 153</p> <p><i>Not Available on Companion Youth Models</i></p> <p>Casters - Dual Wheel Black Nylon</p> <p>Soft Wheel (set of 4) CAS56 \$ 153</p> <p><i>Not Available on Companion Youth Models</i></p>	<p>Code Price</p> <p>Custom Charges</p> <p>Powder Coat Alternative (per color) OPA call</p> <p>Stain Finish Match (per finish) OSM \$ 894</p>
<p>Accessories</p> <p>Chair Trolley - Companion ACTCO \$ 643</p> <p>Chair Link - Companion ACLCO \$ 30</p>		

Companion



Flared Back Chair
Retractable Tablet Arm



VERSTEEL

Questions?

1.800.876.2120

		material > grade >	Fabric Grade 2 or COM	Fabric Grade 3	Fabric Grade 4	Fabric Grade 5	Fabric Grade 6	Wood
Style	Description	Model #	Product Wt					
 <p><i>CLFL-01RTBR Tablet material is 3/4" Black Thermofoil with a Black Thermofoil edge.</i></p>	Retractable Tablet Arm Right 4-Leg Base Tablet Arm Right Seat - Upholstered Back - Upholstered	CLFL-01RTBR	22	1100	1186	1272	1358	1445
	4-Leg Base Tablet Arm Right Seat - Upholstered Back - Wood	CLFL-04RTBR	22	1207	1274	1346	1415	1484
	4-Leg Base Tablet Arm Right Seat - Wood Back - Wood	CLFL-07RTBR	22					1326
 <p><i>CLFL-04RTBL Tablet material is 3/4" Black Thermofoil with a Black Thermofoil edge.</i></p>	Retractable Tablet Arm Left 4-Leg Base Tablet Arm Left Seat - Upholstered Back - Upholstered	CLFL-01RTBL	22	1100	1186	1272	1358	1445
	4-Leg Base Tablet Arm Left Seat - Upholstered Back - Wood	CLFL-04RTBL	22	1207	1274	1346	1415	1484
	4-Leg Base Tablet Arm Left Seat - Wood Back - Wood	CLFL-07RTBL	22					1326

Stacking

Refer to page 45.

COM Yardage


Refer to page 50.

To Order, Specify...

- 1 Model Number
- 2 Frame Color
- 3 Wood Finish
- 4 Upholstery Selection
- 5 Frame Options



[Questions?](#)
1.800.876.2120

Style	Description	Model #	Product Wt	material >	Fabric	Fabric	Fabric	Fabric	Fabric	Wood
				grade >	Grade 2 or COM	Grade 3	Grade 4	Grade 5	Grade 6	or Aluminum
 CLFL-04S24	4-Leg Base 24" Seat Height Without Arms Seat - Upholstered Back - Upholstered	CLFL-01S24	20	933	1018	1106	1191	1277		
	4-Leg Base 24" Seat Height Without Arms Seat - Upholstered Back - Wood	CLFL-04S24	20	1037	1107	1176	1246	1316		
	4-Leg Base 24" Seat Height Without Arms Seat - Wood Back - Wood	CLFL-07S24	20							1163
	4-Leg Base 24" Seat Height Without Arms Seat - Aluminum Back - Aluminum	CLFL-41S24	20							1140
	4-Leg Base 24" Seat Height Without Arms Seat - Upholstered Back - Aluminum	CLFL-42S24	20	1037	1107	1176	1246	1316		

33"- 38" table heights
are recommended for
use with 24" stool

Stacking
Refer to page 45.

COM Yardage
Refer to page 50.

Finish Options	Price	Frame Options	Code	Price	Custom Charges	Code	Price
Chrome	\$ 147	Hard Surface Glides - Nylon (set of 4)	GLD32	\$ 20	Powder Coat Alternative (per color)	OPA	call
Nickel	\$ 200	Hard Surface Glides - Felt (set of 4)	GLD33	\$ 20	Stain Finish Match (per finish)	OSM	\$ 894
Powder Coat - Standard	n/c	Accessories					
Powder Coat - Premium	\$ 147	Chair Trolley - Companion	ACTCO	\$ 643			
		Not Available on Companion Stool Models					
		Chair Link - Companion	ACLCO	\$ 30			

Companion







Flared Back Stool - 29"
Armless



VERSTEEL

Questions?

1.800.876.2120

		material > grade >	Fabric Grade 2 or COM	Fabric Grade 3	Fabric Grade 4	Fabric Grade 5	Fabric Grade 6	Wood or Aluminum
Style	Description	Model #	Product Wt					
 CLFL-07S29	Armless 4-Leg Base 29" Seat Height Without Arms Seat - Upholstered Back - Upholstered	CLFL-01S29	21	933	1018	1106	1191	1277
								
	4-Leg Base 29" Seat Height Without Arms Seat - Upholstered Back - Wood	CLFL-04S29	21	1037	1107	1176	1246	1316
								
	4-Leg Base 29" Seat Height Without Arms Seat - Wood Back - Wood	CLFL-07S29	21					1163
								
	4-Leg Base 29" Seat Height Without Arms Seat - Aluminum Back - Aluminum	CLFL-41S29	21					1140
								
	4-Leg Base 29" Seat Height Without Arms Seat - Upholstered Back - Aluminum	CLFL-42S29	21	1037	1107	1176	1246	1316
								

38" - 42" table heights
are recommended for
use with 29" stool

Stacking

Refer to page 45.

COM Yardage









Refer to page 50.

To Order, Specify...

- 1 Model Number
- 2 Frame Color
- 3 Wood Finish
- 4 Upholstery Selection
- 5 Frame Options



Questions?
1.800.876.2120

				material > grade >	Fabric Grade 2 or COM	Fabric Grade 3	Fabric Grade 4	Fabric Grade 5	Fabric Grade 6	Wood
Style	Description	Model #	Product Wt							
 CLAF-L-02S24	4-Leg Base 24" Seat Height With Arms Seat - Upholstered Back - Upholstered Armcaps - None	CLAF-L-01S24	22	996	1083	1170	1256	1342		
		4-Leg Base 24" Seat Height With Arms Seat - Upholstered Back - Upholstered Armcaps - Upholstered	CLAF-L-02S24	22	1104	1209	1312	1417	1521	
		4-Leg Base 24" Seat Height With Arms Seat - Upholstered Back - Upholstered Armcaps - Wood	CLAF-L-03S24	22	1208	1293	1379	1466	1552	
		4-Leg Base 24" Seat Height With Arms Seat - Upholstered Back - Wood Armcaps - None	CLAF-L-04S24	22	1104	1172	1243	1312	1382	
		4-Leg Base 24" Seat Height With Arms Seat - Upholstered Back - Wood Armcaps - Upholstered	CLAF-L-05S24	22	1212	1299	1384	1471	1556	
		4-Leg Base 24" Seat Height With Arms Seat - Upholstered Back - Wood Armcaps - Wood	CLAF-L-06S24	22	1316	1385	1455	1523	1596	
		4-Leg Base 24" Seat Height With Arms Seat - Wood Back - Wood Armcaps - None	CLAF-L-07S24	22						1226
		4-Leg Base 24" Seat Height With Arms Seat - Wood Back - Wood Armcaps - Wood	CLAF-L-08S24	22						1435

33"- 38" table heights
are recommended for
use with 24" stool

Stacking
Refer to page 45.

COM Yardage
Refer to page 50.

Finish Options	Price	Frame Options	Code	Price	Custom Charges	Code	Price
Chrome	\$ 147	Hard Surface Glides - Nylon (set of 4)	GLD32	\$ 20	Powder Coat Alternative (per color)	OPA	call
Nickel	\$ 200	Hard Surface Glides - Felt (set of 4)	GLD33	\$ 20	Stain Finish Match (per finish)	OSM	\$ 894
Powder Coat - Standard	n/c						
Powder Coat - Premium	\$ 147	Accessories					
		Chair Link - Companion	ACLCO	\$ 30			

Companion




Flared Back Stool - 24" Arm



VERSTEEL

Questions?

1.800.876.2120

				material > grade >	Fabric Grade 2 or COM	Fabric Grade 3	Fabric Grade 4	Fabric Grade 5	Fabric Grade 6	Wood
Style	Description	Model #	Product Wt							
 <p>CLAFI-02S24</p>	<p>Arm</p> <p>4-Leg Base 24" Seat Height With Arms Seat - Upholstered Back - Upholstered Armcaps - Urethane</p> 	CLAFI-09S24	22	1104	1209	1312	1417	1521		
	<p>4-Leg Base 24" Seat Height With Arms Seat - Upholstered Back - Wood Armcaps - Urethane</p> 	CLAFI-10S24	22	1212	1299	1384	1471	1556		

33"- 38" table heights are recommended for use with 24" stool

Stacking
Refer to page 45.

COM Yardage
Refer to page 50.

To Order, Specify...

- 1 Model Number
- 2 Frame Color
- 3 Wood Finish
- 4 Upholstery Selection
- 5 Frame Options



Questions?
1.800.876.2120

				material > grade >	Fabric Grade 2 or COM	Fabric Grade 3	Fabric Grade 4	Fabric Grade 5	Fabric Grade 6	Wood
Style	Description	Model #	Product Wt							
 CLAF-08S29	Arm 4-Leg Base 29" Seat Height With Arms Seat - Upholstered Back - Upholstered Armcaps - None	CLAF-01S29	23	996	1083	1170	1256	1342		
	4-Leg Base 29" Seat Height With Arms Seat - Upholstered Back - Upholstered Armcaps - Upholstered	CLAF-02S29	23	1104	1209	1312	1417	1521		
	4-Leg Base 29" Seat Height With Arms Seat - Upholstered Back - Upholstered Armcaps - Wood	CLAF-03S29	23	1208	1293	1379	1466	1552		
	4-Leg Base 29" Seat Height With Arms Seat - Upholstered Back - Wood Armcaps - None	CLAF-04S29	23	1104	1172	1243	1312	1382		
	4-Leg Base 29" Seat Height With Arms Seat - Upholstered Back - Wood Armcaps - Upholstered	CLAF-05S29	23	1212	1299	1384	1471	1556		
	4-Leg Base 29" Seat Height With Arms Seat - Upholstered Back - Wood Armcaps - Wood	CLAF-06S29	23	1316	1385	1455	1523	1596		
	4-Leg Base 29" Seat Height With Arms Seat - Wood Back - Wood Armcaps - None	CLAF-07S29	23							1226
	4-Leg Base 29" Seat Height With Arms Seat - Wood Back - Wood Armcaps - Wood	CLAF-08S29	23							1435

38"- 42" table heights
are recommended for
use with 29" stool

Stacking
Refer to page 45.

COM Yardage
Refer to page 50.

Finish Options	Price	Frame Options	Code	Price	Custom Charges	Code	Price
Chrome	\$ 147	Hard Surface Glides - Nylon (set of 4)	GLD32	\$ 20	Powder Coat Alternative (per color)	OPA	call
Nickel	\$ 200	Hard Surface Glides - Felt (set of 4)	GLD33	\$ 20	Stain Finish Match (per finish)	OSM	\$ 894
Powder Coat - Standard	n/c						
Powder Coat - Premium	\$ 147	Accessories					
		Chair Link - Companion	ACLCO	\$ 30			

Companion

Flared Back Stool - 29"




Arm



VERSTEEL

Questions?

1.800.876.2120

		material > grade >	Fabric Grade 2 or COM	Fabric Grade 3	Fabric Grade 4	Fabric Grade 5	Fabric Grade 6	Wood
Style	Description	Model #	Product Wt					
 <p>CLAFI-08S29</p>	Arm 4-Leg Base 29" Seat Height With Arms Seat - Upholstered Back - Upholstered Armcaps - Urethane	 <p>CLAFI-09S29</p>	23	1104	1209	1312	1417	1521
	4-Leg Base 29" Seat Height With Arms Seat - Upholstered Back - Wood Armcaps - Urethane	 <p>CLAFI-10S29</p>	23	1212	1299	1384	1471	1556

38" - 42" table heights
are recommended for
use with **29" stool**

Stacking
Refer to page 45.

COM Yardage
Refer to page 50.

Finish Options

Chrome	\$ 147
Nickel	\$ 200
Powder Coat - Standard	n/c
Powder Coat - Premium	\$ 147

Frame Options

Hard Surface Glides - Nylon (set of 4)	GLD32	\$ 20
Hard Surface Glides - Felt (set of 4)	GLD33	\$ 20

Accessories

Chair Link - Companion	ACLCO	\$ 30
------------------------------	--------------	-------

Custom Charges

Powder Coat Alternative (per color)	OPA	call
Stain Finish Match (per finish)	OSM	\$ 894



[Questions?](#)
1.800.876.2120

		material > grade >	Fabric Grade 2 or COM	Fabric Grade 3	Fabric Grade 4	Fabric Grade 5	Fabric Grade 6	Wood
Style	Description	Model #	Product Wt					
 CLAF-02X26	Arm 4-Leg Base, 26" w With Arms Seat - Upholstered Back - Upholstered Armcaps - Upholstered	CLAF-02X26	35	1817	1992	2165	2341	2514
	4-Leg Base, 30" w With Arms Seat - Upholstered Back - Upholstered Armcaps - Upholstered	CLAF-02X30	42	1864	2037	2212	2387	2561
	4-Leg Base, 42" w With Arms Seat - Upholstered Back - Upholstered Armcaps - Upholstered	CLAF-02X42	55	1910	2083	2260	2432	2609

COM Yardage
Refer to page 50.

Finish Options	Price
Chrome	\$ 293
Nickel	\$ 348
<i>APPLIES TO COMPANION X ONLY</i>	
Powder Coat - Standard	n/c
Powder Coat - Premium	\$ 147

Custom Charges	Code	Price
Powder Coat Alternative (per color)	OPA	call

Prices

All prices are list price, effective with date printed on cover, and supersedes all other published price lists. Orders within the 48 contiguous United States will be assessed a freight charge based on a percentage of the total net price, or a flat rate of \$250*, whichever is greater. A minimum charge of \$300* will apply to all shipments to Canada. Fees will be calculated using the zone map located on page 427. Normal delivery is on a dock-to-dock basis. Additional charges may apply on special requests noted on the customer's purchase order such as inside delivery, "call before," etc. Versteel reserves the right to change prices, shipping fees, or specifications without prior notice. Orders are accepted subject to price prevailing at time of shipment.

Acknowledgement

Orders are accepted, manufactured and invoiced in accordance with the acknowledgement. Notify Versteel immediately of any discrepancies. Acknowledged orders may not be cancelled or modified without written consent from Versteel.

Orders

All orders must be received in writing, accompanied by final material and finish specifications for order entry.

CONTACT VERSTEEL

EMAIL contact@versteel.com
TELEPHONE 800 876 2120
812 634 2120
FACSIMILE 812 482 9318

MAILING ADDRESS

Versteel
2332 Cathy Lane
Jasper, IN 47546

Faxed orders are accepted. Duplicate orders that are received by mail (after having been faxed) and not marked "Confirmation" are the responsibility of the customer.

Telephone orders must be confirmed in writing within 24 hours, marked "Confirmation." Duplicate orders not marked "Confirmation" are the responsibility of the customer.

Credit

You are requested to enclose one bank reference and three trade references with your initial order.

Credit Cards

Versteel accepts Mastercard, Visa & AMEX credit card payment for invoiced sales. Credit card information must be presented along with the Sales Order (with a signed Credit Card Authorization Form attached). There is no cash discount extended to credit card orders. Credit cards will be charged at time of shipment. A 2.5% processing fee will be applied for all credit card purchases. Processing fee will not be applied to GSA or contract orders. Versteel will not accept credit cards for payment of account balances.

Changes or Cancellation

Any change or cancellation to an order must be submitted in writing and confirmed by Versteel Customer Service before the change or cancellation is effective. Due to short lead times, any change or cancellation may result in charges if materials have entered the production process.

Shipping Schedule

Elly 6-8 WEEKS

Shipping

Normal delivery is on a dock-to-dock basis, F.O.B. Versteel's factory in Jasper, Indiana. Special requests such as inside delivery, "call before," etc. should be noted on the customer's purchase order and are subject to additional charges. See freight program on page 427 for shipping charges.

Elly ships disassembled and requires assembly.

Orders shipping outside of the contiguous 48 United States will have shipping quoted as a separate line item.

FOB ORIGIN, FREIGHT PREPAID

Versteel
2332 Cathy Lane
Jasper, IN 47546

Shipping Damage Claims or Shortages

Legal title of merchandise passes to the buyer upon acceptance of the carrier. All cartons must be carefully inspected upon delivery. Visibly damaged product should not be accepted from the carrier until the damage is noted on delivery receipt. Versteel will not accept responsibility if the delivery receipt is signed as "clear". Retain any damaged goods and take photos for claim filing purposes. Details of visible damage should be noted on the delivery receipt. Shortages must be noted on the bill of lading prior to accepting the shipment.

Concealed Damage

If concealed damage is discovered the receiver must notify the freight carrier within 5 business days from receipt of the product(s). For claim consideration the receiver must request an inspection of the damaged goods by the carrier. All damaged product and packaging should be retained and photos taken for claim filing use. Inspections must occur at the original delivery point to be considered for claim submittal. Reports of concealed damage after five business days will not be considered.

Partial Shipments

Versteel makes every attempt to ship orders complete and on schedule. However, we reserve the right to make partial shipments as product is ready, in an effort to get your order to you as quickly as possible. Invoices covering these shipments are to be paid as they become due.

Returns

No return merchandise will be accepted without Versteel's written consent and shipping instructions. Unauthorized returns will not be accepted.

Terms

Terms are 1%, 10 days, net 30 days from date of invoice.

Warranty

All table and seating products manufactured by Versteel are guaranteed by a Lifetime Warranty against defects in materials and workmanship from the date of purchase. Products manufactured/adapted for use in a Pavilion or Pop-Up setting are covered under a three (3) year warranty against defects in materials and workmanship from date of purchase.

Electrical items manufactured by Versteel are guaranteed against defect for a period of five (5) years from date of purchase.

Electrical items not manufactured by Versteel are covered by the manufacturers under their specified warranty.

Consumables such as gas cylinders, casters and glides are covered for a period of one (1) year. Adjustable height bases with crank and counterbalanced components, are covered under a two (2) year warranty. Versteel will not cover labor costs associated with replacing the casters or glides.

Wood veneer is warranted for a period of ten (10) years. Natural variations in grain, color or texture of wood should not be construed as defects under this warranty.

Versteel will replace or repair (at our discretion) without cost to our customers any item manufactured by Versteel found to be defective as a result of defective material or workmanship and is still owned by the original purchaser. We will not, however, repair any item which is not properly installed, abused or subject to any use other than that which was originally intended. Warranty does not cover normal wear and tear of the product, which is expected over the course of ownership. Any repairs by the customer must receive specific written authorization from Versteel before being executed on location to receive proper reimbursement for associated costs. In no event shall liability under this warranty exceed the original purchase price.

Pavilion and Pop-Up products must be covered and out of direct sunlight. Use location must be a minimum of 100 miles from saltwater.

Warranty on plastic laminates, Corian®, KrystalCast® and upholstery is not covered by Versteel but is covered by laminate, Corian®, KrystalCast® and textile manufacturers under their specified warranty only. All foams, fabrics and vinyls are prone to stretch and loosen over time through normal use. This natural effect, called puddling, is covered for a period of one (1) year from the date of purchase.

There are no other warranties expressed or implied.

Force Majeure

Versteel shall be excused from the duty to render timely performance of any obligation hereunder if such inability to perform is caused directly or indirectly by act of God, flood, war, riot, fire, accident, explosion, strikes or labor trouble, act of government, delay or default by a subcontractor or supplier of materials or services, transportation difficulty or delay, the existence of any circumstance making performance commercially impracticable or any other cause beyond Versteel's reasonable control. Buyer's obligation to make any payment due and owing to Versteel shall not be excused for any reason whatsoever.

Care of Upholstery Surfaces

For Versteel standard fabrics and vinyls, consult the back of the appropriate swatch card for cleaning codes and any specific instructions. For COM materials, consult with the individual textile manufacturer for cleaning codes and any specific instructions pertaining to your particular fabric.

Care of Powder Coat and Nickel Frames

Clean with a mild soap solution and rinse with clean, clear water. Wipe the entire surface and follow with a clean, dry cloth to buff dry.

Care of Chrome Frames

Clean with a wet cloth or window cleaner. For scuff marks or heavy soiling, a non-abrasive automotive chrome polish can be applied as directed.

Care of Laminate Surfaces

Clean with a mild soap solution and rinse with clean, clear water. Wipe the entire surface, moving with the pattern and follow with a clean, dry soft cloth.

Care of Veneer Surfaces

Clean all surfaces frequently with water-dampened soft cloth, moving the cloth with the grain direction. Quickly buff dry. Immediately remove any liquids that come in contact with wood surfaces using a blotting action to absorb liquid. Lift objects to move them. Never pull them across the finished surface.

Avoid exposing furniture to extreme heat and cold or to wide humidity variances. Avoid exposing furniture to strong sunlight. Do not use soaps, commercial cleaners or harsh solvents (nail polish remover, acetates, etc.) as they will cause finish deterioration.



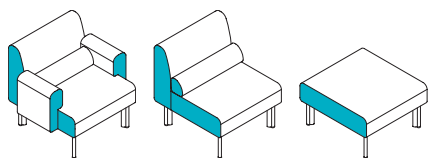
Manufacturer certifies that products meet or exceed applicable ANSI/BIFMA standards and testing.

Elly is a modular soft-seating series featuring oversized seats to accommodate multiple sitting styles and body shapes. Linking tables may be added to compliment or complete your configuration. When creating your space don't forget to include the Elly occasional tables or pull up table.

Seating

Seating frames are constructed of laminated plywood with CNC cut joints. The pocket and notch construction is reinforced with corner blocks. High density polyurethane foam with webbing is used for comfort.

Units are standard with a primary and accent fabric. The accent fabric is on the side of the seat and back, the front of the arms and the side of the bolster. The accent fabric is included in the cost of each unit. Contact Customer Service for list pricing if the accent fabric is higher than a grade 6. If an accent fabric isn't desired specify it to be the same as the primary fabric.



Component fastening points are metal to metal for ease of assembly and durability. The Paces style steel legs are welded to a mounting plate. Adjustable nylon glides are standard. All Versteel powder coats, including Chrome and Nickel are available.

Tables

Elly offers both freestanding occasional tables and linking tables. Shape options include square, rectangle and round for the occasional tables, or square, rectangle and half round for the linking tables. The slab top is 3" high for the occasional tables and 6 1/2" high for the linking tables and may be specified in laminate or veneer with a self edge. Available in all Versteel powder coats, including Chrome and Nickel, the steel legs are welded to mounting plates. Adjustable nylon glides are standard.

The Elly pull up table is perfect for a cup of coffee, personal electronic device, or anything you might want to keep close at hand. Available with either a laminate or veneer top with a 7/8" PVC or wood edge band the unique top shape is designed for comfort and use. The heavy-duty powder coated steel platform-style base features fixed nylon glides. Chrome and Nickel are not available on the pull up table.

Power / Data

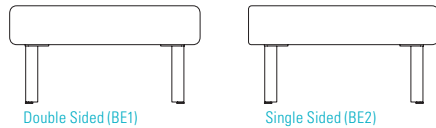
A mini-tap electrical unit may be specified in the seats or tables. See the planning page for additional information.

Linking Configurations

One, two and three seat units, benches and tables can be combined to create linking configurations for relaxation and collaboration.

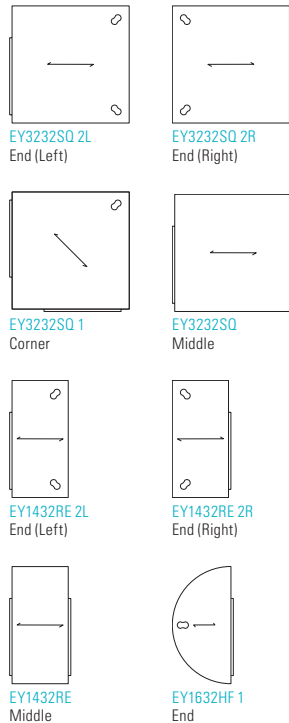
When including a linking table in your configuration keep in mind it will need to link to an armless unit.

Elly offers two styles of backless benches: double sided and single sided. The single sided bench is not finished on the back and is intended for back-to-back application or to be placed against the wall.



Linking Tables

There are three shapes of linking tables; square, rectangle and half round. All three shapes may be specified for the end of the configuration run. The square and rectangle tables may also be specified in the middle of a configuration. The square corner table is the perfect fit for corner applications.



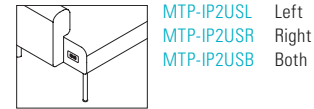
Power

It may be desirable to provide power access to your Elly configuration. The mini-tap is the perfect solution as it provides one outlet and one dual port USB charger. The Unit is silver with white outlet trim.

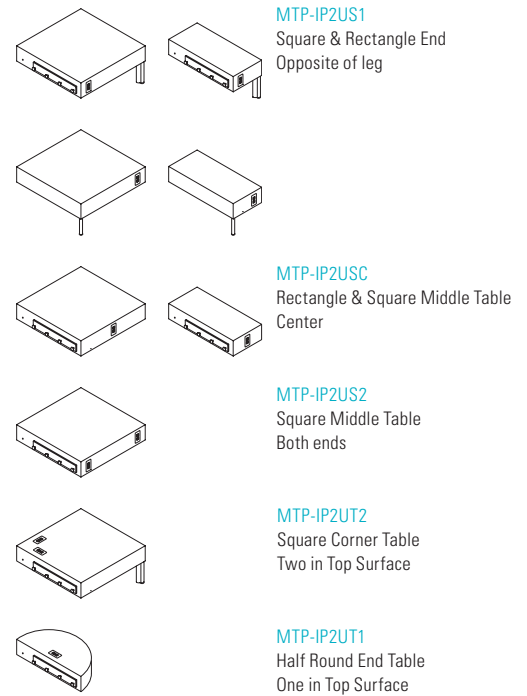
On Elly seating, the mini-tap can be specified on either the lower right or left hand side of the seat cushion.

For linking tables the mini-tap is located opposite the leg on the front of square or rectangle end tables, and is centered on the front of rectangle middle tables. The mini-tap will be in the top surface when specified on corner and half round tables. For square middle tables there are two location options: one mini-tap centered on the front, or two mini-taps on either end of the front. See below for locations.

Seating



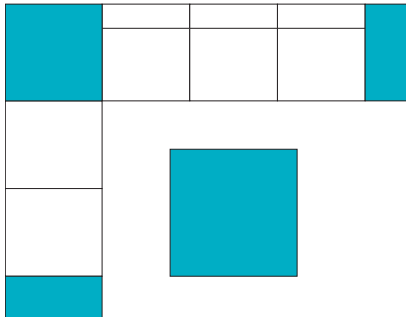
Tables



If you have particular needs that have not been addressed in this price list, please call Versteel Customer Service for answers and recommendations. A drawing of your layout is required for all Elly purchase orders.

Configuration Examples

Versteel will help with your configuration if you have concerns. Simply call Customer Service and provide the dimensions of your space and the type of configuration you desire. Like any other space planning, it is helpful to know where the power and data sources are, as well as windows, doors, any other obstructions and proposed traffic patterns.



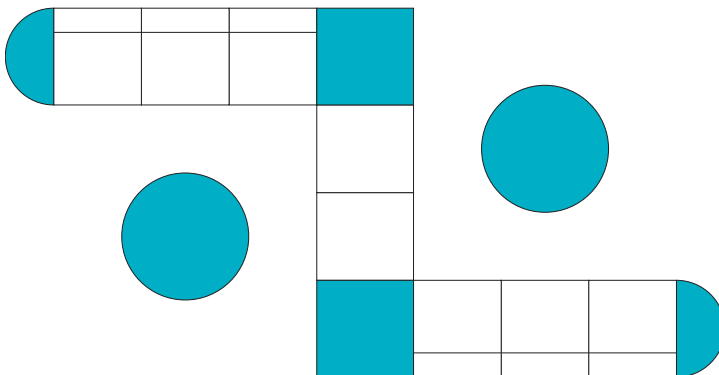
L Configuration

- (1) EY1432RE 2R
- (1) EY3258BE1
- (1) EY3232SQ 1
- (1) EY3287AN
- (1) OCEY16 42SQFX
- (1) EY1432RE 2L



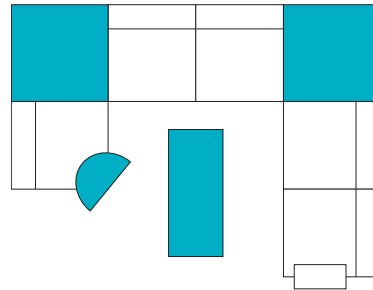
In-Line Configuration

- (1) EY3262AR
- (1) EY3232SQ
- (1) EY3262AL




Zig Zag Configuration

- (2) EY1632HF 1
- (2) EY3287AN
- (2) EY3232SQ 1
- (1) EY3258BE1
- (2) OCEY16 42RDFX



U (Huddle) Configuration

- (1) EY3229AN
- (2) EY3232SQ 1
- (1) EY3258AN
- (1) EY3262AL
- (1) EY1221LT
- (1) OCEY16 18842REFX



Double-Sided Bench Configuration

- (2) EY3287BE2

Standard Versteel Upholstery

Standard Versteel Upholstery offers a range of materials, from fabrics in a variety of colors and textures to vinyls for soil resistance. Please refer to Versteel's fabric cards, upholstery options pages in the All Seating price list, or the "Materials and Finishes" section of our web site for reference information.

Grade-In Upholstery

Versteel has coordinated with upholstery manufacturers to simplify your order process. Many of the manufacturers' offerings have been pre-approved for application on Versteel Seating.

Contact Versteel Customer Service with your selected fabric choice to be graded in. They will supply you with the appropriate grade-in designator. On your purchase order, complete the information with the pattern name, color description and grade-in designator, and Versteel will take it from there.

Customer's Own Material

Customer's Own Materials (COM's) are not an issue on Versteel Seating. Many COM's are pre-approved for application on Versteel Seating. Call Versteel Customer Service with your COM selection to determine if it has been pre-approved. If your selection has not been pre-approved, reference the "Receiving COM Approval" section below.

Receiving COM Approval

Not all materials are suitable for upholstery on all chairs. A 12" x 12" memo sample must be supplied for approval before a COM material is accepted for an order. If the material is directional in pattern or weave, the pattern repeat (in inches) in both directions or the weave direction must be supplied.

Excess COM

Versteel will not store excess COM for more than 30 days after the order has been completed. If excess material is to be returned after order completion, send the request to Versteel Customer Service prior to acknowledge ship date. It is the customer's responsibility to arrange for the return of the material "freight collect."

COM Requiring Application Test

If an application test is required for your selected COM, send test sample material along with the following:

- 1- Name and return address
- 2- Chair model selected
- 3- Sketch showing special requirements for the positioning of the material's pattern on the chair seat and chair back, if special considerations are required.

NOTE ALL UPHOLSTERIES ARE CUT UP THE ROLL TO MAXIMIZE YIELD AND WEAR PERFORMANCE

Ship COM to: **Versteel**
2332 Cathy Lane
Jasper, IN 47546

COM must be shipped to the factory with transportation costs "prepaid." If material is considered defective or unusable, it will be returned "transportation collect."

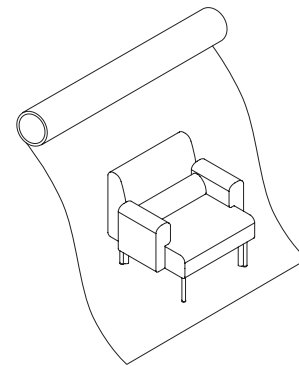
For standard lead time orders, tag fabric with purchase order number and identify with project number if possible.

Application of Directional Fabrics

Due to the upholstering process, some fabrics not considered directional by the supplier may be considered directional by Versteel.

All COM's are cut "up the roll" unless otherwise directed by the customer (see illustration below).

EXAMPLE PATTERN CUT "UP THE ROLL"



If special cutting or upholstery application is required, you must indicate requirement at time of order entry.

Patterned COM Additional Yardage Guide

Use the guide below to aid in ordering the appropriate COM fabric when needing to match a pattern with a repeat. To use this guide, add the vertical and horizontal repeats together (e.g. a 5" vertical repeat plus an 11" horizontal repeat gives a 16" total). Then find the appropriate entry on the chart, and increase the yardage estimate by the percentage indicated.

For example: The yardage estimate is 8 yards of 54" wide fabric and the pattern has a repeat of 11" horizontal and 5" vertical. Add up the repeats (11" + 5" = 16") and find the appropriate entry – 15% in this example. Fifteen percent more fabric is required to match the pattern. 8 yards plus and extra 15% is 9.2 yards.

Fabric Width	Plain Fabric	3" - 14" Repeat	15" - 19" Repeat	20" - 27" Repeat	28" - 36" Repeat	37" - 45" Repeat	46" - 54" Repeat
54"	0%	10%	15%	20%	25%	30%	35%
50" - 52"	10%	20%	25%	30%	35%	40%	45%

Decorative Patterns

Yardage requirements are greatly affected by the size of the repeat and the print or pattern of the material.

Versteel cuts all seating patterns with aesthetic concerns in mind for high quality and consistency.

Refer to the COM listing for the yardage required for pattern repeat.

Repeats and Striped Fabrics

The geometry of curved products prevents repeats and stripes from matching at the seams.

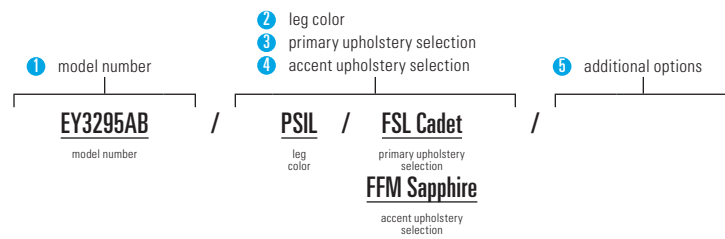
Elly COM Yardage Requirements

COM yardage requirements are calculated based on a material width of 54" and a repeat of 2" or less. For material less than 54" wide, contact Versteel for yardage requirements. Use the chart below as a guide to calculate your COM yardage. For quantities greater than five (5), contact Versteel Customer Service for calculation of COM yardage by chair model.

Quantity of Units	1		2		3		4		5	
	Primary	Accent	Primary	Accent	Primary	Accent	Primary	Accent	Primary	Accent
Chair										
EY3229AN	5.5	1.5	10.0	3.0	14.0	4.0	17.0	5.0	21.0	6.0
EY3233AR	5.5	2.5	10.0	4.0	14.0	5.0	17.0	6.0	21.0	7.5
EY3233AL	5.5	2.5	10.0	4.0	14.0	5.0	17.0	6.0	21.0	7.5
EY3237AB	5.5	3.0	10.0	4.5	14.0	5.5	17.0	6.5	21.0	8.0
Two Seat										
EY3258AN	10.0	1.5	16.0	3.0	23.0	4.0	30.0	5.0	38.0	6.0
EY3262AR	10.0	2.5	16.0	4.0	23.0	5.0	30.0	6.0	38.0	7.5
EY3262AL	10.0	2.5	16.0	4.0	23.0	5.0	30.0	6.0	38.0	7.5
EY3266AB	10.0	3.0	16.0	4.5	23.0	5.5	30.0	6.5	38.0	8.0
Three Seat										
EY3287AN	13.5	2.0	24.0	3.5	34.5	4.5	45.0	5.5	62.5	6.5
EY3291AR	13.5	3.0	24.0	4.5	34.5	5.5	45.0	6.5	62.5	8.0
EY3291AL	13.5	3.0	24.0	4.5	34.5	5.5	45.0	6.5	62.5	8.0
EY3295AB	13.5	3.5	24.0	5.0	34.5	6.0	45.0	7.0	62.5	8.5
Bench										
EY3229BE1	2.5	1.0	4.0	1.5	5.0	1.5	6.5	2.0	7.5	2.0
EY3229BE2	4.0	1.5	6.5	2.0	9.0	2.5	11.5	3.0	14.0	4.0
EY3258BE1	5.0	2.0	8.0	3.0	10.0	3.0	13.0	4.0	15.0	4.0
EY3258BE2	8.0	3.0	13.0	4.0	18.0	5.0	23.0	6.0	28.0	8.0
EY3287BE1	7.5	3.0	12.0	4.5	15.0	4.5	19.5	6.0	22.5	6.0
EY3287BE2	12.0	4.5	19.5	6.0	27.0	7.5	34.5	9.0	42.0	12.0
Bolster										
EY0524BS	1.0	0.5	1.5	0.5	2.0	0.5	2.0	0.5	2.5	0.5
EY0526BS	1.5	0.5	2.0	0.5	3.0	0.5	3.5	0.5	4.0	0.5
EY0529BS	1.5	0.5	2.0	0.5	3.0	0.5	3.5	0.5	4.0	0.5

To Order, Specify...

- 1 Model Number
- 2 Leg Color
- 3 Primary Upholstery Selection
- 4 Accent Upholstery Selection
- 5 Additional Options



An **EY3295AB** is an Elly series, three seat with backs and arms.

The codes **PSIL/FSL Cadet/FFM Sapphire** specify Silver legs with Grade 4 Faux Mo Cadet upholstery and Grade 3 Solitaire Sapphire accent fabric.

Model Number **EY3295AB**



NOTE SAMPLE ORDER INFORMATION DOES NOT MATCH ABOVE IMAGE FABRICS AND FINISHES

Orders may be sent via:

MAILING ADDRESS

Versteel
2332 Cathy Lane
Jasper, IN 47546

CONTACT VERSTEEL

EMAIL contact@versteel.com
TELEPHONE 800 876 2120
812 634 2120
FACSIMILE 812 482 9318

Powder Coat Finishes

All powder coat finishes in the Versteel offering have been formulated with the use of epoxy, polyester or epoxy and polyester blends to maximize the finish durability.

- Powder Coat - Standard n/c
- Powder Coat - Premium \$147 per unit

Elly Powder Coat Colors

- Alloy **PALY**
- Amethyst **PAME**
- Anthracite **PANT**
- Black Anodized . . **PBLA**
- Bronze **PBRO**
- Calypto **PCAL**
- Carbon **PCAR**
- Champagne **PCHA**
- Coconut **PCOC**
- ♦ Copper **PCOP**
- ♦ Crimson **PCRI**
- ♦ Crystal **PCRY**
- Daffodil **PDAF**
- Ebony **PEBO**
- Forest **PFOR**
- Fossil **PFOS**
- ♦ Garnet **PGAR**
- ♦ Gold **PGOL**
- Graphite **PGRA**
- Ⓟ Hope **PHOP**
- Kelly Green **PKEG**
- ♦ Matte **PMAT**
- Mica **PMIC**
- Mint **PMNT**
- Navy **PNAV**
- Nimbus **PNIM**
- Nutmeg **PNUT**
- ♦ Obsidian **POBS**
- ♦ Pacific **PPAC**
- Pearl **PPEA**
- Pebble **PPEB**
- Ⓟ Platinum **PPLA**
- ♦ Poppy **PPOP**
- ♦ Raven **PRAV**
- Royal **PROY**
- ♦ Satin **PSAT**
- Seaside **PSEA**
- Shipyards **PSHI**
- Silver **PSIL**
- Snow **PSNO**
- Stone **PSTO**
- Storm **PSTM**
- Terra Cotta **PTEC**
- Whisper **PWHI**
- White Linen **PWHL**
- Powder Coat Alternative **OPA**

Transparent Powder Coats (indicated by ♦)

Please note that the transparent characteristics of these powders allow all natural welds and textures inherent to raw steel to be visible.

Premium Powder Coats (indicated by Ⓟ)

Versteel's premium process uses specially formulated powder coats for a truly unique color palette.

Powder Coat Alternative

Call for quotation

Specify code **OPA** (Powder Coat Alternative), add cost from Versteel quotation

Powder Coat Alternatives are available from Versteel. The entire RAL color reference along with hundreds of other colors and finishes are available.

For Powder Coat Alternative matching, you must supply a color reference sample or an RAL number. Versteel will review the sample for possible existing colors available and send a sample for customer approval. If no color match exists, a custom match can be developed. Call Versteel Customer Service for associated upcharges on custom color development.

NOTE CUSTOM COLOR MATCHING APPROVALS MAY AFFECT STANDARD PRODUCTION SCHEDULES

Chrome

Versteel applies a deep luster nickel chrome plated finish. Chrome is the most durable finish available. Specify Chrome and add \$147.00 list each.

- Chrome **ECHR**

Nickel

Versteel applies a nickel plated finish with a clear coat applied for durability.

Specify Nickel and add \$200.00 list each.

- Nickel **ENKL**

Laminates

Versteel's standard offering of laminates includes over 900 laminates from Wilsonart, Formica, Nevamar and Pionite.

Laminate manufacturers change standard offerings frequently, and it is possible that a standard product can become unavailable. Versteel cannot be responsible for any inconvenience this may cause.

Veneer

Elly tables are available with standard Ash, Cherry, Maple, and Walnut veneers.

Standard Veneer Codes

AshAP01
CherryCP01
MapleMP01
WalnutWP01

Veneer Finish Codes**Ash**

BeachVBEA
ChestnutVCHE
DriftVDRI
FawnVFAW
FogVFOG
PebbleVPEB
WhisperVWHI

Cherry

Blossom CherryVBLC
Cordovan CherryVCNC
Golden CherryVGNC
Java CherryVJAC
Millwork CherryVMWC

Maple

Caramel MapleVCMM
Solar MapleVSLM
Sugar MapleVSUM

Walnut

Brighton WalnutVBRW
Espresso WalnutVESW
Natural WalnutVNAW

Stain Finish Match**\$894 / one time per finish, per order**

Specify code **OSM** (Stain Finish Match), add \$894.00 list per finish, per order

Alternative Stain Finishes are available for veneer and wood edged tops.

For Stain Finish Matching, you must supply a 4" x 4" finish color and grain reference sample. An expertly finish matched sample will be provided for customer approval.

NOTE CUSTOM COLOR MATCHING APPROVALS MAY AFFECT STANDARD PRODUCTION SCHEDULES

Wood Finish Alternatives

Versteel finish has a natural grain fill level finish appearance, contact Versteel Customer Service for alternative fill levels (Oak veneer's natural pore grain does not allow the application of a full-fill finish). Coarse grain will require additional application steps for a full-fill grain appearance and will require a quote.

NOTE WOOD FINISH ALTERNATIVE APPROVAL MAY AFFECT STANDARD PRODUCTION SCHEDULES

Tablet Option

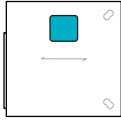
A tablet can be specified at the beginning or the end of a run. It can be specified on units with or without arms or backs and/or electrical. Tablet cannot be used next to a table or another upholstered unit. The swivel tablet is 10" x 14". Surface is black laminate with a clear coated exposed plywood edge.

Specify code **BTBR** (right) or **BTBL** (left) and add **\$290 list each**.

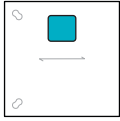
Planter

A stainless steel planter box can be specified on any linking table without an electrical unit. Inside dimensions are 6" long x 5.4" wide x 5.9" deep. See below for planter locations.

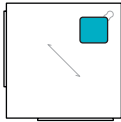
Specify code **EYPBY6** and add **\$177 list each**.



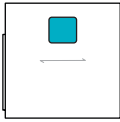
EY3232SQ 2L
End (Left)



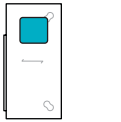
EY3232SQ 2R
End (Right)



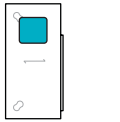
EY3232SQ 1
Corner



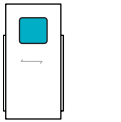
EY3232SQ
Middle



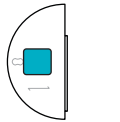
EY1432RE 2L
End (Left)



EY1432RE 2R
End (Right)



EY1432RE
Middle







EY1632HF 1
End



Questions?

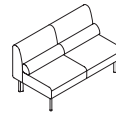
1.800.876.2120

				material > grade >	Fabric Grade 2 or COM	Fabric Grade 3	Fabric Grade 4	Fabric Grade 5	Fabric Grade 6
Model #	Description	Dimensions	Product Wt						
 EY3229AN	Chair Without Arms Seat - Upholstered Back - Upholstered	Overall Height: 33¾" Overall Width: 28¾" Overall Depth: 31¼" Seat Height: 17½" Seat Width: 28¾" Seat Depth: 23¾"	41	2242	2729	3218	3705	4193	
 EY3233AR	Chair Arm - Right Seat - Upholstered Back - Upholstered Arm - Upholstered	Overall Height: 33¾" Overall Width: 33" Overall Depth: 31¼" Seat Height: 17½" Seat Width: 28¾" Seat Depth: 23¾"	49	2658	3280	3906	4531	5154	
 EY3233AL	Chair Arm - Left Seat - Upholstered Back - Upholstered Arm - Upholstered	Overall Height: 33¾" Overall Width: 33" Overall Depth: 31¼" Seat Height: 17½" Seat Width: 28¾" Seat Depth: 23¾"	49	2658	3280	3906	4531	5154	
 EY3237AB	Chair With Arms Seat - Upholstered Back - Upholstered Arms - Upholstered	Overall Height: 33¾" Overall Width: 36¼" Overall Depth: 31¼" Seat Height: 17½" Seat Width: 28¾" Seat Depth: 23¾"	57	3072	3833	4594	5355	6116	


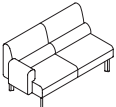


Note: Contact Customer Service for quote if accent fabric is higher than a grade 6.

To Order, Specify...

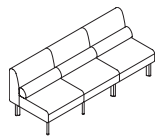
- 1 Model Number
- 2 Leg Color
- 3 Primary Upholstery Selection
- 4 Accent Upholstery Selection
- 5 Additional Options



[Questions?](#)
1.800.876.2120

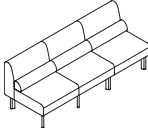
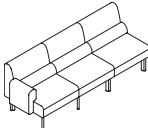

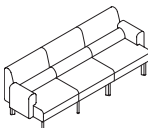
Model #	Description	Dimensions	Product Wt	material >	Fabric	Fabric	Fabric	Fabric	Fabric
				grade >	Grade 2 or COM	Grade 3	Grade 4	Grade 5	Grade 6
 EY3258AN	Two Seat Without Arms Seat - Upholstered Back - Upholstered	Overall Height: 33¾" Overall Width: 57½" Overall Depth: 31¾" Seat Height: 17½" Seat Width: 57½" Seat Depth: 23¾"	78	4115	5091	6066	7042	8018	
 EY3262AR	Two Seat Arm - Right Seat - Upholstered Back - Upholstered Arm - Upholstered	Overall Height: 33¾" Overall Width: 61¼" Overall Depth: 31¾" Seat Height: 17½" Seat Width: 57½" Seat Depth: 23¾"	86	4531	5643	6754	7867	8979	
 EY3262AL	Two Seat Arm - Left Seat - Upholstered Back - Upholstered Arm - Upholstered	Overall Height: 33¾" Overall Width: 61¼" Overall Depth: 31¾" Seat Height: 17½" Seat Width: 57½" Seat Depth: 23¾"	86	4531	5643	6754	7867	8979	
 EY3266AB	Two Seat With Arms Seat - Upholstered Back - Upholstered Arms - Upholstered	Overall Height: 33¾" Overall Width: 65" Overall Depth: 31¾" Seat Height: 17½" Seat Width: 57½" Seat Depth: 23¾"	94	4945	6194	7443	8692	9941	

Leg Finish	Price	Power and Data Options	Code	Price	Custom Charges	Code	Price
Chrome	\$ 147	Mini-Tap (Right)	MTP-IP2USR	\$ 476	Powder Coat Alternative (per color)	OPA	call
Nickel	\$ 200	Mini-Tap (Left)	MTP-IP2USL	\$ 476			
Powder Coat - Standard	n/c	Mini-Tap (Right & Left)	MTP-IP2USB	\$ 952			
Powder Coat - Premium	\$ 147						
		Tablet Options					
		Tablet (Right)BTBR	\$ 290			
		Tablet (Left)BTBL	\$ 290			



Questions?

1.800.876.2120

Model #	Description	Dimensions	Product Wt	material >	Fabric	Fabric	Fabric	Fabric	Fabric
				grade >	Grade 2 or COM	Grade 3	Grade 4	Grade 5	Grade 6
 EY3287AN	Three Seat Without Arms Seat - Upholstered Back - Upholstered	Overall Height: 33¾" Overall Width: 86¼" Overall Depth: 31¼" Seat Height: 17½" Seat Width: 86¼" Seat Depth: 23¾"	115	6064	7528	8991	10454	11919	
 EY3291AR	Three Seat Arm - Right Seat - Upholstered Back - Upholstered Arm - Upholstered	Overall Height: 33¾" Overall Width: 90½" Overall Depth: 31¼" Seat Height: 17½" Seat Width: 86¼" Seat Depth: 23¾"	123	6480	8080	9680	11279	12880	
 EY3291AL	Three Seat Arm - Left Seat - Upholstered Back - Upholstered Arm - Upholstered	Overall Height: 33¾" Overall Width: 90½" Overall Depth: 31¼" Seat Height: 17½" Seat Width: 86¼" Seat Depth: 23¾"	123	6480	8080	9680	11279	12880	
 EY3295AB	Three Seat With Arms Seat - Upholstered Back - Upholstered Arms - Upholstered	Overall Height: 33¾" Overall Width: 93¼" Overall Depth: 31¼" Seat Height: 17½" Seat Width: 86¼" Seat Depth: 23¾"	131	6894	8631	10367	12104	13841	



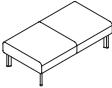
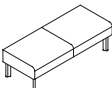
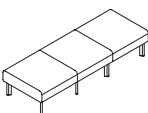
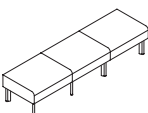
Note: Contact Customer Service for quote if accent fabric is higher than a grade 6.

To Order, Specify...

- 1 Model Number
- 2 Leg Color
- 3 Primary Upholstery Selection
- 4 Accent Upholstery Selection
- 5 Additional Options



Questions?
1.800.876.2120

Model #	Description	Dimensions	Product Wt	material >	Fabric	Fabric	Fabric	Fabric	Fabric
				grade >	Grade 2 or COM	Grade 3	Grade 4	Grade 5	Grade 6
 EY3229BE1	One Seat Bench makes one double sided row	Overall Height: 17½" Overall Width: 28¾" Overall Depth: 31¼" Seat Height: 17½" Seat Width: 28¾" Seat Depth: 31¼"	15	1243	1398	1555	1710	1867	
 EY3229BE2	One Seat Bench back to back application	Overall Height: 17½" Overall Width: 28¾" Overall Depth: 23¾" Seat Height: 17½" Seat Width: 28¾" Seat Depth: 23¾"	15	1243	1398	1555	1710	1867	
 EY3258BE1	Two Seat Bench makes one double sided row	Overall Height: 17½" Overall Width: 57½" Overall Depth: 31¼" Seat Height: 17½" Seat Width: 28¾" Seat Depth: 31¼"	44	2219	2523	2828	3133	3437	
 EY3258BE2	Two Seat Bench back to back application	Overall Height: 17½" Overall Width: 57½" Overall Depth: 23¾" Seat Height: 17½" Seat Width: 28¾" Seat Depth: 23¾"	35	2219	2523	2828	3133	3437	
 EY3287BE1	Three Seat Bench makes one double sided row	Overall Height: 17½" Overall Width: 86¼" Overall Depth: 31¼" Seat Height: 17½" Seat Width: 28¾" Seat Depth: 31¼"	64	3247	3708	4168	4629	5090	
 EY3287BE2	Three Seat Bench back to back application	Overall Height: 17½" Overall Width: 86¼" Overall Depth: 23¾" Seat Height: 17½" Seat Width: 28¾" Seat Depth: 23¾"	53	3247	3708	4168	4629	5090	

Leg Finish	Price
Chrome	\$ 147
Nickel	\$ 200
Powder Coat - Standard	n/c
Powder Coat - Premium	\$ 147

Power and Data Options	Code	Price
Mini-Tap (Right)	MTP-IP2USR	\$ 476
Mini-Tap (Left)	MTP-IP2USL	\$ 476
Mini-Tap (Right & Left)	MTP-IP2USB	\$ 952




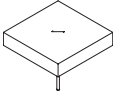
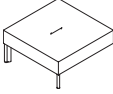
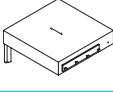
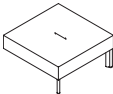

Custom Charges	Code	Price
Powder Coat Alternative (per color)	OPA	call

Tablet Options	Code	Price
Tablet (Right)BTBR	\$ 290
Tablet (Left)BTBL	\$ 290



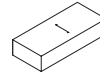
Questions?

1.800.876.2120

				top > edge >	Laminate Self Edge	Veneer Self Edge
						
				LL9	VV9	
Model #	Description	Dimensions	Product Wt			
 EY3232SQ	Square Middle Table No Legs	Depth: 32" Width: 32" Height: 16½"	52	2347	2487	
 EY3232SQ 1	Square Corner Table Diagonal Grain One Leg	Depth: 32" Width: 32" Height: 16½"	52	2347	2487	
  EY3232SQ 2R	Square End Table (Right) Two Legs	Depth: 32" Width: 32" Height: 16½"	52	2347	2487	
  EY3232SQ 2L	Square End Table (Left) Two Legs	Depth: 32" Width: 32" Height: 16½"	52	2347	2487	









To Order, Specify...

- 1 Model Number
- 2 Top Material
- 3 Top Color
- 4 Edge Detail
- 5 Leg Color
- 6 Additional Options



Questions?

1.800.876.2120

				top > edge >	Laminate Self Edge	Veneer Self Edge
						
				LL9	VV9	
Model #	Description	Dimensions	Product Wt			
 EY1432RE	Rectangle Middle Table No Legs	Depth: 32" Width: 14" Height: 16½"	29	2138	2149	
  EY1432RE 2R	Rectangle End Table (Right) Two Legs	Depth: 32" Width: 14" Height: 16½"	29	2138	2149	
  EY1432RE 2L	Rectangle End Table (Left) Two Legs	Depth: 32" Width: 14" Height: 16½"	29	2138	2149	
 EY1632HF 1	Half Round End Table One Leg	Depth: 32" Width: 16" Height: 16½"	15	2413	2296	

Leg Finish

Chrome	\$ 147
Nickel	\$ 200
Powder Coat - Standard	n/c
Powder Coat - Premium	\$ 147

Power and Data Options

Mini-Tap	MTP-IP2USC	\$ 476
Mini-Tap	MTP-IP2UT2	\$ 952
Mini-Tap	MTP-IP2US1	\$ 476
Mini-Tap	MTP-IP2US2	\$ 952
Mini-Tap	MTP-IP2UT1	\$ 476

Refer to page 81 for location information

Planter Option



Planter	EYPBY6	\$ 177
---------------	--------	--------


Custom Charges

Powder Coat Alternative (per color)	OPA	call
Stain Finish Match (per finish)	OSM	\$ 894



Questions?
1.800.876.2120

top > edge >	Laminate PVC	Veneer Wood
	Flat 	Flat 
	LP1R 7/8"	VW1R 7/8"

Model #	Description	Dimensions	Product Wt		
 EY1221LT	Pull Up Table	Depth: 12" Width: 21" Height: 25"	21	336	1083

To Order, Specify...

- 1 Model Number
- 2 Top Material
- 3 Top Color
- 4 Edge Detail
- 5 Leg Color
- 6 Additional Options

VERSTEEL

Leg Finish	Price
Powder Coat - Standard.....	n/c
Powder Coat - Premium.....	\$ 147

Custom Charges	Code	Price
Powder Coat Alternative (per color).....	OPA	call
Stain Finish Match (per finish).....	OSM	\$ 894

Immix Adjustable Glides no charge

AVAILABLE ON
ALL FRAMES

Standard on all Immix benches, these glides are semi-concealed in the leg and compensate to approximately 3/4" for uneven floors.



Immix Armless Plate no charge

Armless plates can be used between cushions when no arms are specified. One plate for each of these applications is shipped with each bench. The plates can be used as an alternative to installing link brackets. Finish will be the same as the frame when powder coat is specified. For chrome frames, the finish will be black.

Immix Link Brackets no charge

AVAILABLE ON
ALL FRAMES


Link brackets are shipped on the underside of all Immix benches. Finish will be the same as the frame when powder coat is specified. For chrome frames, brackets will be black.

Fully Upholstered Arm -\$71 / arm

AVAILABLE ON
ALL FRAMES

Specify code **ZFA** (Fully Upholstered Arm), subtract \$71 list per arm from price of bench

A fully upholstered arm is available as an alternative to the standard arm. These arms do not have any metal detail.



Dual Metal Arm \$115 / arm

Specify code **ZMA** (Dual Metal Arm), add \$115 list per arm to price of bench

The dual metal arm is available as an alternative to the standard arm. These arms have metal detail on both ends. Benches specified with this option should not have a back.




Tablet Arm Call for quotation

A tablet arm is available on 22" and 33" frame benches. Call Versteel Customer Service for more information.

Bolster Fabric grade dependent / bolster

Specify code according to fabric grade
AIB2 (Grade 2 Bolster), add \$227 list per bolster
AIB3 (Grade 3 Bolster), add \$271 list per bolster
AIB4 (Grade 4 Bolster), add \$316 list per bolster
AIB5 (Grade 5 Bolster), add \$362 list per bolster
AIB6 (Grade 6 Bolster), add \$406 list per bolster



The bolster tethers to the bench frame using two 8 1/2" elastic straps. Call Versteel Customer Service for more information.

Cleanout Cushion \$20 / per seat

Specify code **UCC** (Upholstery Cleanout Cushion), add \$20 list per seat

Cleanout Cushions replace standard seats, creating space at the back and both sides of the seat to allow dirt and debris to fall to the floor for easier cleaning.

Premium Powder Coats \$147 / bench frame

AVAILABLE ON
ALL FRAMES

When a premium powder coat is specified, add \$147 list to standard powder coat price

Pricing for all benches includes standard powder coat colors.

Powder Coat Alternative Call for quotation

AVAILABLE ON
ALL FRAMES

Specify code **OPA** (Powder Coat Alternative), add cost from Versteel quotation

Powder Coat Alternatives are available from Versteel. The entire RAL color reference along with hundreds of other colors and finishes are available.

For Powder Coat Alternative matching, you must supply a color reference sample or an RAL number. Versteel will review the sample for possible existing colors available and send a sample for customer approval. If no color match exists, a custom match can be developed. Call Versteel Customer Service for associated upcharges on custom color development.

NOTE CUSTOM COLOR MATCHING APPROVALS MAY AFFECT STANDARD PRODUCTION SCHEDULES

Custom PVC Color Match Call for quotation / one time charge per color , per order

Specify code **OCP** (Custom PVC Color Match), add cost from Versteel quotation

PVC Color Match can be the selection of a color that is available from a Versteel supplier or a new custom color developed for the order. Minimum footage requirements mean that the amount of material needed for your order will effect the cost.

For PVC Color Matching you must supply a color reference sample. Versteel will review the sample for possible existing colors available and send a sample for customer approval. If no color match exists, a custom match will be developed and sampled for customer approval before a production schedule is established.

NOTE CUSTOM COLOR MATCHING APPROVALS MAY AFFECT STANDARD PRODUCTION SCHEDULES

Stain Finish Match \$894 / per finish, per order

Specify code **OSM** (Stain Finish Match), add \$894 list per finish, per order

Alternative Stain Finishes are available for veneer and wood edged tops.

For Stain Finish Matching, you must supply a 4" x 4" finish color and grain reference sample. An expertly finish-matched sample will be provided for customer approval.

NOTE CUSTOM COLOR MATCHING APPROVALS MAY AFFECT STANDARD PRODUCTION SCHEDULES

Top Custom Cutout \$107 / per cutout

Specify code **TCC** (Top Custom Cutout), add \$107 list per cutout

Top Custom Cutout requires a drawing for production and is subject to approvals.

Henri Now linking systems require an **HNP** power supply unit per each sequence. Specify code HNP, \$403.00 list each.

- 120" cord length
- 15 amp circuit
- standard grounded plug
- surge protection



Henri
\$308 / unit

Specify code **PH_** (Henri - Quantity_), add \$308.00 list per Henri

The pop-up Henri electrical unit(s) is factory installed in the specified location.

SPECIFICATIONS

- One 9' cord, one 15 amp circuit, standard grounded plug
- Surge protection
- Two electrical outlets per unit



NOTE WHEN SEQUENCING ELECTRICAL UNITS, HENRI NOW MUST BE USED

NOTE HENRI UNITS ARE NOT AVAILABLE ON 8", 10" OR 11" TOPS

Henri Now
\$298 / unit

Specify code **PHN_** (Henri Now - Quantity_), add \$298.00 list per Henri Now.

Specify code **HNP** (Power Infeed Cord), add \$403.00 list per Power Infeed Cord

The pop-up Henri Now electrical unit(s) is factory installed in the specified location.

SPECIFICATIONS

- One 9' cord, one 15 amp circuit, standard grounded plug
- Surge protection
- Two electrical outlets per unit

NOTE HENRI NOW UNITS ARE NOT AVAILABLE ON 8", 10" OR 11" TOPS

1 Henri
\$308 / table

Specify code **PH1** (1 Henri), add \$308.00 list per table

1 Henri Now
\$298 / table

Specify code **PHN1** (1 Henri Now), add \$298.00 list per table

2 Henris
\$616 / table

Specify code **PH2** (2 Henris), add \$616.00 list per table

2 Henri Nows
\$596 / table

Specify code **PHN2** (2 Henri Nows), add \$596.00 list per table

3 Henris
\$924 / table

Specify code **PH3** (3 Henris), add \$924.00 list per table

3 Henri Nows
\$894 / table

Specify code **PHN3** (3 Henri Nows), add \$894.00 list per table

Other Electrical
Call for quotation

Customer selected electrical units from ECA, Byrne, Altinex, Extron, etc. may be specified for Immix tops. Once a unit is selected, contact Versteel Customer Service for approval.

Round Grommet
\$68 / each

Specify code **WR_** (Round Grommet - Location _), add \$68.00 list per grommet

Round Grommets are 3" black grommets with an inside dimension of 2 1/4". Round grommets are factory installed in the specified location. Includes two-piece black insert.



Oval Brush Grommet
\$86 / each

Specify code **WO_** (Oval Brush Grommet - Location _), add \$86.00 list per grommet

Oval Brush Grommets are 3" x 7 1/2" black grommets with a brush insert cord access dimension of 1 1/2" x 4". Oval brush grommets are factory installed in the specified location.



1 Grommet - Provide Location Print

Round Grommet - Specify code **WRG**, add \$68.00 list per table

Oval Brush Grommet - Specify code **WOG**, add \$86.00 list per table

1 round or oval brush grommet is factory installed in the top location based on specifier's print.

Questions?

1.800.876.2120

Immix Bench System

Combine curves and straight sections to create shapes and unlimited spans of seating and tables. A variety of seat and back widths can be mingled with tops of various shapes, materials and edges.

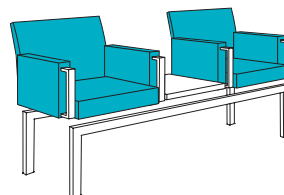
When planning a space with Immix, keep the same considerations in mind as you would when specifying product for any other space. How will the space be used? Do you need power and data? Will the product need to be moved or reconfigured in the future? Are there special user needs to be considered? Think about these and any other issues you may encounter when you plan your space.

If you are creating a configuration for a waiting room or lobby, feel secure that the Immix benches you choose have been designed and engineered for longevity with enduring finishes and high density foam.

If you have particular needs that have not been addressed in this price list, please call Versteel Customer Service for answers and recommendations.

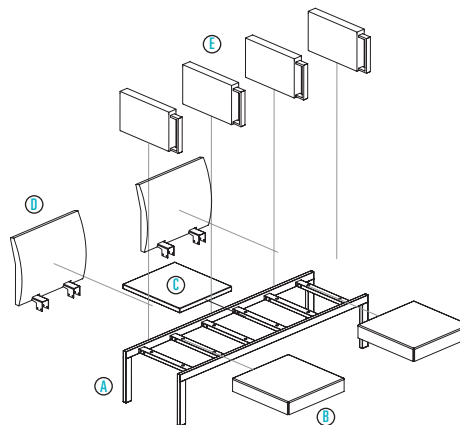
Standard vs. À la Carte

A wide range of 'standard' models have been established for easy ordering, but Immix benches are designed so that you can configure various combinations or styles using the À la Carte section starting on page 145.



Order the standard item found under the 66" Frame section of this price list.

(1) IM2066 15 FC

OR...

Build any bench from the À la Carte menu. Start with a frame, then add the elements you desire.

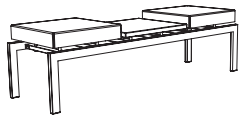
- A.** (1) IMAC 2066 (66" frame)
- B.** (2) IMAC 2020US (20" upholstered seats)
- C.** (1) IMAC 2019RE (19" top)
- D.** (2) IMAC 2022UB (22" upholstered backs)
- E.** (4) IMAC 2011UA (upholstered arms)

The À la Carte section was developed for many purposes.

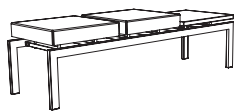
- Custom bench configurations
- Replacement parts
- New components to change color scheme
- New components to alter existing configuration

Reconfigure A Standard Model

A standard configuration listed in this price list may have all the elements you desire, just not in the desired order. No problems. Simply call Versteel Customer Service and a representative will happily assist you with your order.



① IM2066 11 FC (standard model)



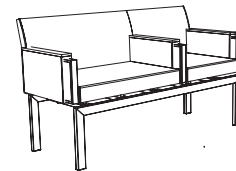
② IM2066 11 FC SST (reconfigured from standard model)

1. A standard Immix unit as found in this price list, with 20" upholstered seats and a 22" table in the middle. It has the elements you want, but not in the right order.

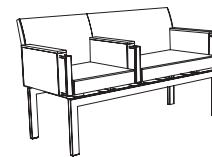
2. All the same elements but with the table positioned on the right, where you want it. Simply add SST at the end of your model number to indicate a seat-seat-table configuration. Contact customer service if you have any questions.

Mirror A Standard Model

In this price list you will find many standard models, but not every configuration. All of the models listed can be mirrored to fit your needs with no additional charge. To specify a mirrored model just add the letter M to the standard model number when you order. Should you have any questions or concerns call Versteel Customer Service.



① IM2055 D05 (standard model)



② IM2055 D05 M (mirrored model)

1. A standard Immix unit as found in this price list, with a 31" upholstered seat on the left and a 20" upholstered seat on the right. It has the elements you want, but you would like them flopped.

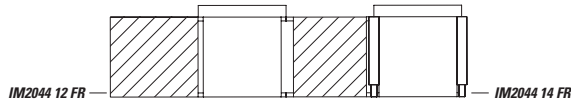
2. The mirror image of the standard model reverses the order and puts the seats where you want them. All that is required when specifying is to add M to the standard model number to achieve this configuration.

Questions?

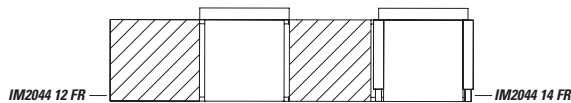
1.800.876.2120

Arm to Armless & Armless to Arm

You may want to create a configuration where you will place a top between a seat with arms and a seat without arms on the same frame. Or even connect benches with arms to benches that are armless. In these cases it is possible to use standard tops, but Versteel has also designed tops just for this scenario. By using these tops, which have been specially sized, spacing will remain even throughout the configuration. Please indicate on your order or quote if the arm to armless top is desired.



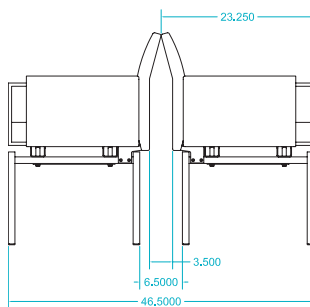
Arm to armless configuration with standard 19" top. Notice the uneven spacing.



Arm to armless configuration with special 21" top. The spacing is now consistent.

Back to Back Installations

When you are creating a space using Immix benches, don't forget that the benches with backs have a slightly deeper footprint. If you plan to place benches with backs in a 'back-to-back' configuration, use the dimensions provided here to insure you will have plenty of space for installation.



Be sure to review the Space Planning section in the Tables Price List for additional general guidelines to consider when designing a space.

Always refer to local codes for restrictions and requirements.

Power, Data and Wire Management

It may be desirable to provide power and data access to your Immix configuration depending on the end use application. If so, then plan for your power and data as you would any other specification, keeping in mind where the power will come from as well as the load that will be placed on the circuit.

Review the Power & Data Planning section that is found in the Versteel Power & Data Price List for more information. If there is any risk that the circuits may not be able to carry the load, contact a qualified electrician. Also, always consult any local codes or restrictions concerning power.

Use the drawings provided on the next page to determine the location(s) you want to place power and data or grommets in your configuration.

Power & Data

When sequencing electrical units, Henri Now must be used.

Henri units are not available on 8", 10" or 11" tops.

Immix tables and benches with tops can be individually powered with Henris or sequenced using Henri Nows. Use Henri and Henri Now to conveniently power laptops and other portable electronic devices. When power and data are not required, the units will conveniently store under the table leaving the top unobstructed for usage and cleaning.

Wire Management

Use grommets to route cords for lamps and other devices through a table top to an outlet.

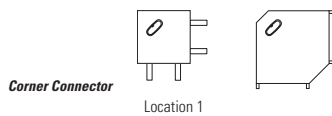
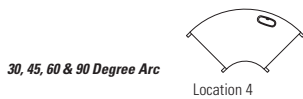
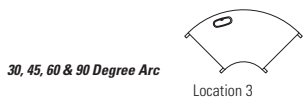
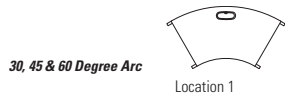
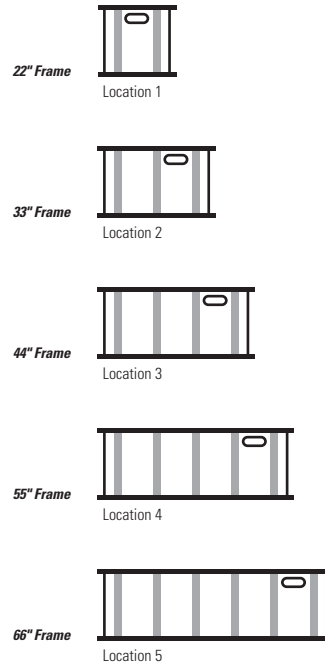
Locations For Henris and Grommets

Rectangular Frames

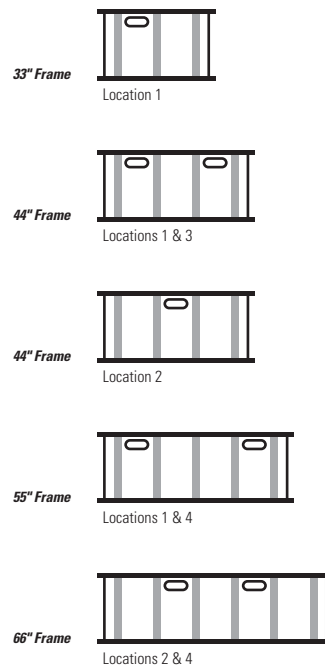
Henris, Henri Nows and grommets must be located between the cross rails on Immix frames. There are five locations for the rectangular frame that can be combined and cross-referenced for more than one application. The logic for the positioning is that as the frame grows in length, from left to right, the position moves along with it. A 22" frame has one position (Location 1) as there is only one space between cross rails. A 44" frame has 3 positions (Locations 1, 2 & 3) as there are three spaces between cross rails. The drawings at right illustrate the positions for rectangular frames and how to indicate where you would like Henris, Henri Nows or grommets.

Arc Frames & Corner Connectors

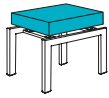
There are four locations for the arc frame positions and one for corner connectors. The drawings below illustrate the positions for Henris, Henri Nows and grommets.



Rectangular Frame Location Examples

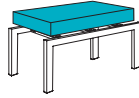


22" Frame



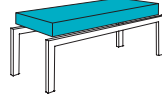
IM2022 01
(1) 20" upholstered seat

33" Frame



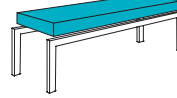
IM2033 01
(1) 31" upholstered seat

44" Frame



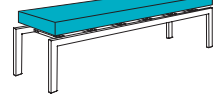
IM2044 01
(1) 42" upholstered seat

55" Frame

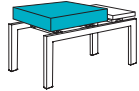


IM2055 01
(1) 53" upholstered seat

66" Frame



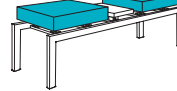
IM2066 01
(1) 64" upholstered seat



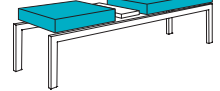
IM2033 11 H
(1) 20" upholstered seat
(1) 11" top



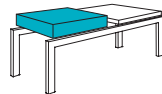
IM2044 11 H
(1) 31" upholstered seat
(1) 11" top



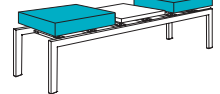
IM2055 11 HC
(2) 20" upholstered seats
(1) 11" top



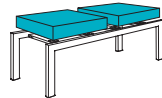
IM2066 11 HC
(1) 20" upholstered seat
(1) 31" upholstered seat
(1) 11" top



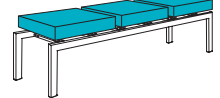
IM2044 11 F
(1) 20" upholstered seat
(1) 22" top



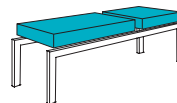
IM2066 11 FC
(2) 20" upholstered seats
(1) 22" top



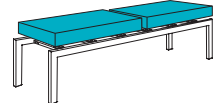
IM2044 D01
(2) 20" upholstered seats



IM2066 T01
(3) 20" upholstered seats



IM2055 D01
(1) 31" upholstered seat
(1) 20" upholstered seat



IM2066 D01
(2) 31" upholstered seats

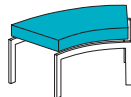
All rectangular frames are available with or without arms and with or without backs. All arc frames are available with upholstered seats or tops.

30 Degree Arc



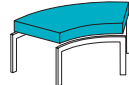
IM2030CT 01
(1) upholstered seat

45 Degree Arc



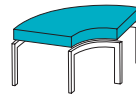
IM2045CT 01
(1) upholstered seat

60 Degree Arc



IM2060CT 01
(1) upholstered seat

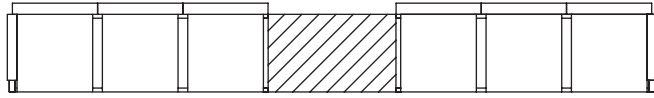
90 Degree Arc



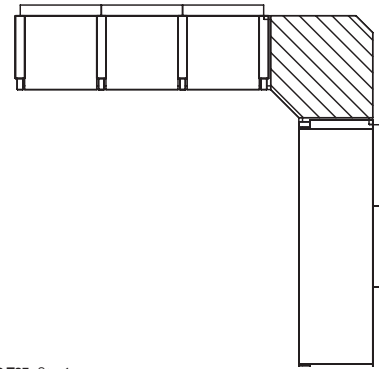
IM2090CT 01
(1) upholstered seat

VERSTEEL

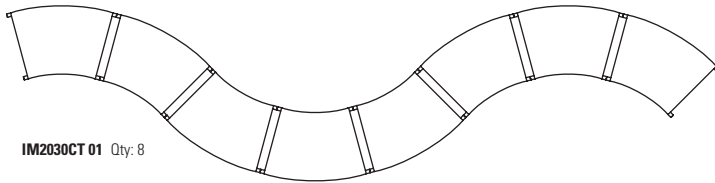
Basic Configuration Examples



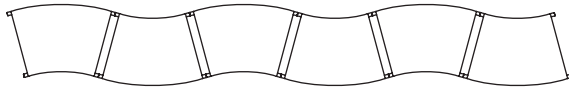
IM2066 T03R Qty: 1
 IMIL 2044REFX Qty: 1
 IM2066 T03L Qty: 1



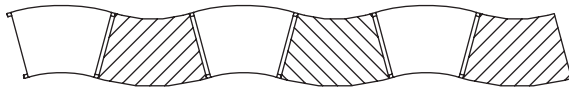
IM2066 T05 Qty: 1
 IMIL 2028CRFX Qty: 1
 IM2066 04 Qty: 1




IM2030CT 01 Qty: 8



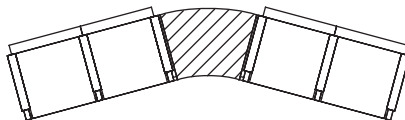
IM2030CT 01 Quantity: 6



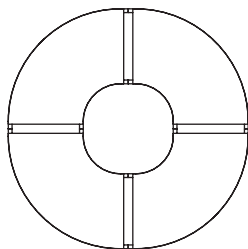
IM2030CT 01 Qty: 3
 IMIL 2030CTFX Qty: 3



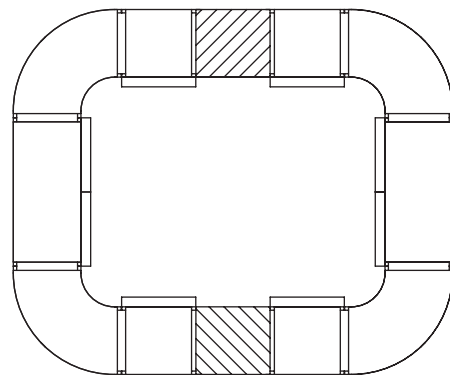
IM2066 T03R Qty: 1
 IM2066 T03L Qty: 1
 IMIL 20S0QFX Qty: 2
 IM2066 T02 Qty: 1



IM2044 D05 Qty: 2
 IMIL 2030ACTFX Qty: 1



IM2090CT 01 Qty: 4



IM2066 12 FC Qty: 2
 IM2044 02 Qty: 2
 IM2090CT 01 Qty: 4

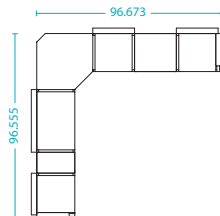
Questions?

1.800.876.2120

Large Configurations

Larger spaces may require a larger configuration, and these may be intimidating. If you are concerned that the curves and angles you are specifying may not be the correct ones, call Versteel Customer Service for input and advice.

Versteel will also help you configure your Immix bench system if needed. Simply call Versteel Customer Service and provide the dimensions of your space and the type of configuration that you desire. Like any other space planning, it is helpful to know where power and data sources are, as well as windows, doors, any other obstructions and proposed traffic patterns.

**L Unit**

(1) IM2066 13R HC

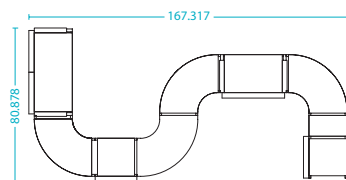
(1) IM2066 13L FC

(1) IMIL 2030CRFX

Total List: \$9,010*

**All benches are priced with powder coat frames and Grade 2/COM fabric. Tops and tables are priced with standard laminate tops and PVC edges.*

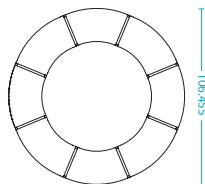
VERSTEEL



S Unit

- (1) IM2033 12 HL
- (2) IM2090CT 01
- (1) IM2033 04
- (1) IMIL 2090CTFX
- (1) IM2022 02
- (1) Special 90 Degree Arm to Armless Table
- (1) IM2044 04

Total List: \$17,069*



Round Unit

- (4) IM2045CT 01
- (4) IMIL 2045CTFX

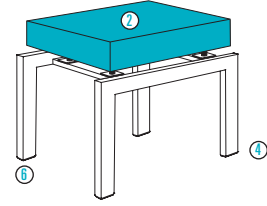
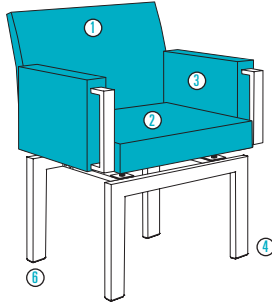
Total List: \$11,632*



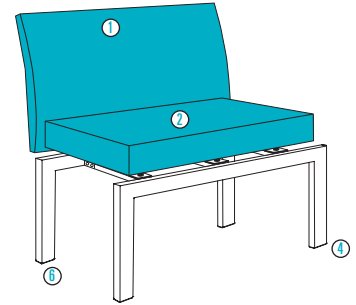
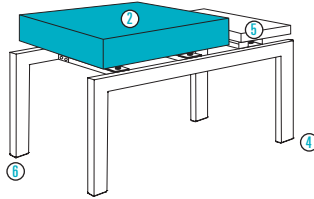
**All benches are priced with powder coat frames and Grade 2/COM fabric. Tops and tables are priced with standard laminate tops and PVC edges.*

Immix 22" Frame**Bench Dimensions**

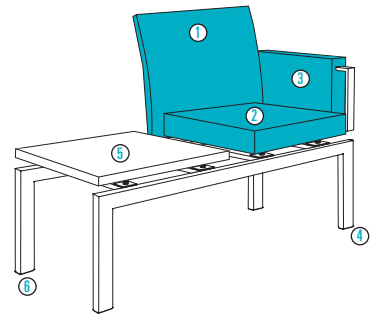
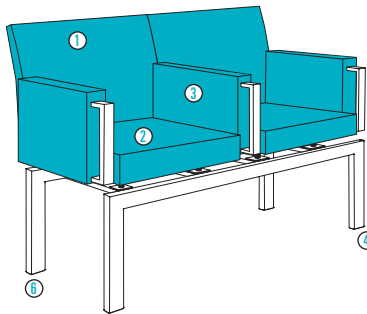
Overall height w/ back: 32"
 Overall width w/ arms: 24½"
 Overall width w/o arms: 22"
 Overall depth w/ back: 23½"
 Overall depth w/o back: 20"
 Seat height: 18"
 Seat width: 20"
 Seat depth: 20"
 Arm height: 25½"

**Immix 33" Frame****Bench Dimensions**

Overall height w/ back: 32"
 Overall width w/ arms: 35½"
 Overall width w/o arms: 33"
 Overall depth w/ back: 23½"
 Overall depth w/o back: 20"
 Seat height: 18"
 Seat width: 20" or 31"
 Seat depth: 20"
 Arm height: 25½"

**Immix 44" Frame****Bench Dimensions**

Overall height w/ back: 32"
 Overall width w/ arms: 46½"
 Overall width w/o arms: 44"
 Overall depth w/ back: 23½"
 Overall depth w/o back: 20"
 Seat height: 18"
 Seat width: 20", 31" or 42"
 Seat depth: 20"
 Arm height: 25½"

**Key Description**

- 1 upholstered back, molded plywood with poly foam, 16 gauge steel brackets
- 2 upholstered seat, plywood with poly foam, threaded metal inserts, four turned steel struts
- 3 upholstered arm, plywood wrapped in poly foam, 16 gauge steel supports
- 4 bench frame, 16 gauge steel tube, fully welded

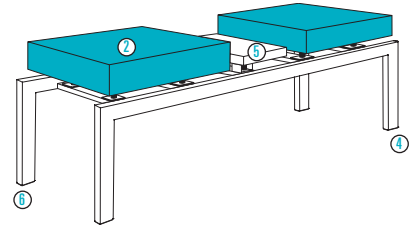
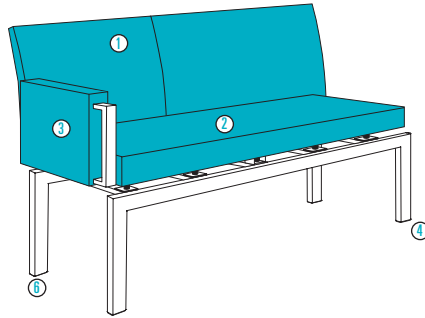
Key Description

- 5 table top surface, 1¼" particle board
- 6 nylon glide, threaded steel

VERSTEEL

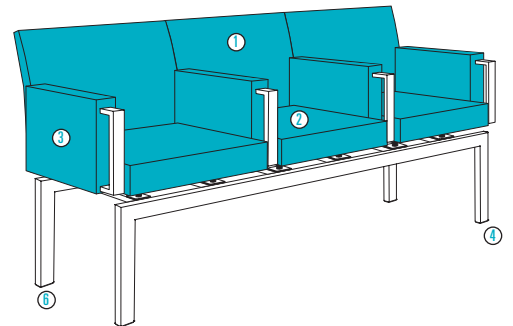
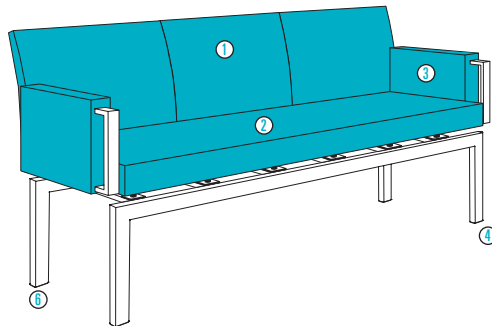
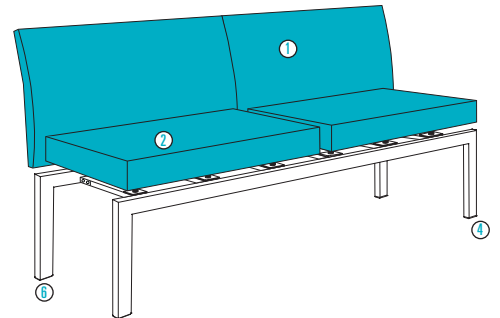
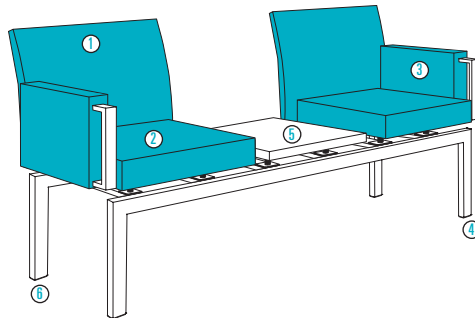
Immix 55" Frame

Bench Dimensions
 Overall height w/ back: 32"
 Overall width w/ arms: 57 1/2"
 Overall width w/o arms: 55"
 Overall depth w/ back: 23 1/2"
 Overall depth w/o back: 20"
 Seat height: 18"
 Seat width: 20", 31" or 53"
 Seat depth: 20"
 Arm height: 25 1/2"



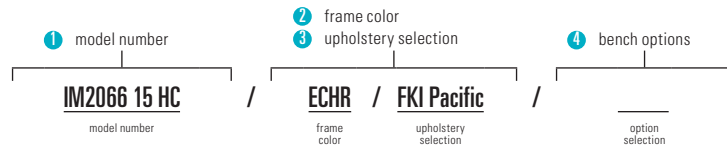
Immix 66" Frame

Bench Dimensions
 Overall height w/ back: 32"
 Overall width w/ arms: 68 1/2"
 Overall width w/o arms: 66"
 Overall depth w/ back: 23 1/2"
 Overall depth w/o back: 20"
 Seat height: 18"
 Seat width: 20", 31" or 64"
 Seat depth: 20"
 Arm height: 25 1/2"



To Order, Specify...

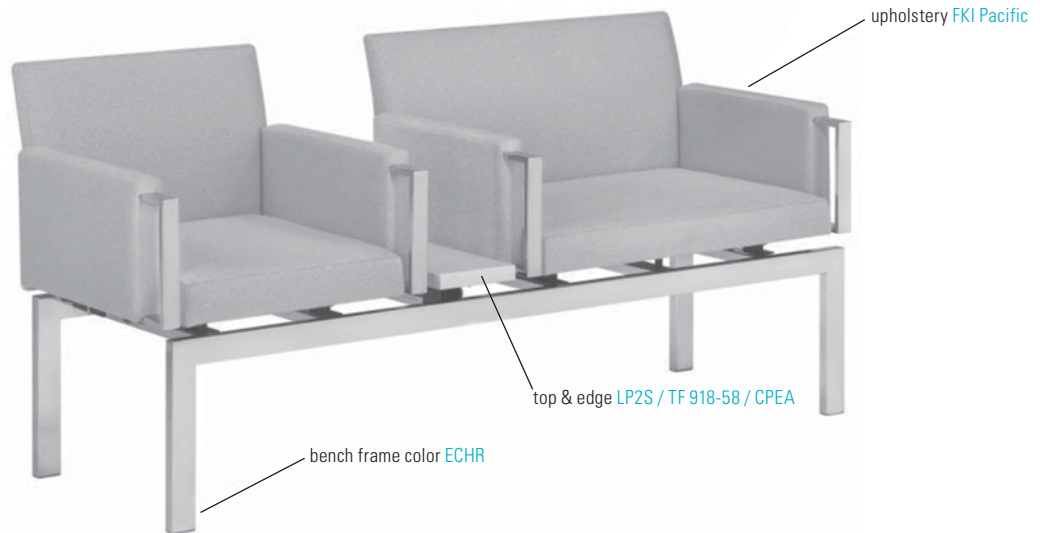
- 1 Model Number
- 2 Frame Color
- 3 Upholstery Selection
- 4 Bench Options



An **IM2066 15 HC** is an Immix series, 66" frame bench with 20" and 31" upholstered seats, 22" and 33" upholstered backs, 8" top center and four upholstered arms.

The codes **ECHR / FKI Pacific** specify a Chrome frame and Grade 3 Kit Pacific upholstery.

Bench Model IM2066 15 HC



Sample Order Form

Quantity	Model # & Description	List Each	Extended List
12	IM2022 03R / ECHR / FKI Pacific Immix series, 22" frame bench with 20" upholstered seat, 22" back and right arm / Chrome frame / Kit Pacific Upholstery	\$2,543	\$30,516

Orders may be sent via:

MAILING ADDRESS

Versteel
2332 Cathy Lane
Jasper, IN 47546

CONTACT VERSTEEL

EMAIL contact@versteel.com
TELEPHONE 800 876 2120
812 634 2120
FACSIMILE 812 482 9318

Studio Steel®

Versteel’s “urban fabrication” process leaves the telltale signs of welding and assembly on the surface, highlighting a manufacturing aesthetic. Choosing a clear or transparent powder coat is recommended, allowing tonal striations (created as a result of extreme heat), natural textures, and the inherent qualities of raw steel to show through.

Studio Steel Process. \$147 per chair

Powder Coat Finishes

All powder coat finishes in the Versteel offering have been formulated with the use of epoxy, polyester or epoxy and polyester blends to maximize the finish durability.

Powder Coat - Standard n/c

Powder Coat - Premium \$147 per bench

Immix Powder Coat Colors

Alloy PALY	Mint PMNT
Amethyst PAME	Navy PNAV
Anthracite PANT	Nimbus PNIM
Black Anodized . . PBLA	Nutmeg PNUT
Bronze PBRO	Obsidian POBS
Calypso PCAL	Pacific PPAC
Carbon PCAR	Pearl PPEA
Champagne PCHA	Pebble PPEB
Coconut PCOC	Platinum PPLA
⬆️ Copper PCOP	Poppy PPOP
Crimson PCRI	⬆️ Raven PRAV
⬆️ Crystal PCRY	Royal PROY
Daffodil PDAF	⬆️ Satin PSAT
Ebony PEBO	Seaside PSEA
Forest PFOR	Shipyards PSHI
Fossil PFOS	Silver PSIL
⬆️ Garnet PGAR	Snow PSNO
⬆️ Gold PGOL	Stone PSTO
Graphite PGRA	Storm PSTM
Ⓟ Hope PHOP	Terra Cotta PTEC
Kelly Green PKEG	Whisper PWHI
⬆️ Matte PMAT	White Linen PWHL
Mica PMIC	Powder Coat Alternative OPA

Transparent Powder Coats (indicated by ⬆️)

Please note that the transparent characteristics of these powders allow all natural welds and textures inherent to raw steel to be visible. An upcharge applies; see product pages.

Premium Powder Coats (indicated by Ⓟ)

Versteel’s premium process uses specially formulated powder coats for a truly unique color palette.

Powder Coat Alternatives

You must forward a color sample or an RAL number for each alternate powder coat color with order placement. Call Versteel Customer Service for pricing and availability.

Chrome

Versteel applies a deep luster nickel chrome plated finish. Chrome is the most durable finish available. Chrome **ECHR**
For Chrome, an upcharge applies (see product price list for upcharge).

Nickel

Versteel applies a nickel plated finish with a clear coat applied for durability. Nickel **ENKL**
For Nickel, an upcharge applies (see product price list for upcharge).

Veneer

Immix tables are available with plain sliced Ash, Cherry, Maple and Walnut veneers.

Immix Veneer Species

Ash AP01	Maple MP01
Cherry CP01	Walnut WP01

Immix Veneer Finish

Ash	
Beach VBEA	Fog VFOG
Chestnut VCHE	Pebble VPEB
Drift VDRI	Whisper VWHI
Fawn VFAW	

Cherry

Blossom Cherry . . VBLC	Java Cherry VJAC
Cordovan Cherry . VCNC	Millwork Cherry. VMWC
Golden Cherry . . . VGNC	

Maple

Caramel Maple . . VCMM	Sugar Maple VSUM
Solar Maple VSLM	

Walnut

Brighton Walnut . VBRW	Natural Walnut . VNAW
Espresso Walnut . VESW	

Edges

Immix table edges are available in PVC and wood.

- PVC provides hot melt application in a continuous band around the surface.
- Wood banding is a multi-ply wood band or miter-cornered solid in cherry, maple or walnut.

Immix PVC Edge Colors

Absolute Acajou .CABA	Nimbus.CNIM
Alloy.CALY	Pearl.CPEA
CarbonCCAR	Platinum.CPLA
ChampagneCCHA	Pralines & Cream CPRC
CoconutCCOC	ShadowCSHA
EbonyCEBO	SnowCSNO
Florence Walnut .CFLW	StoneCSTO
FossilCFOS	StormCSTM
Graphite.CGRA	WhisperCWHI
GreyCGRE	White Linen.CWHL
Kensington	
Maple.CKEM	

Custom PVC Color Match

You must forward a sample for each PVC color match with order placement. A color matched sample will be provided for approval.

NOTE CUSTOM PVC COLOR MATCHING APPROVALS MAY AFFECT STANDARD PRODUCTION SCHEDULES

Wood Finish

Versteel uses a post-catalyst varnish that meets AWI (Architectural Woodwork Institute) TR6 performance standards.

Immix Wood Edge Species

Ash. A01	Maple. M01
Cherry C01	Walnut. W01

Immix Wood Edge Finishes

Ash

Beach. WBEA	Fog WFOG
Chestnut WCHE	Pebble WPEB
Drift WDRI	Whisper WWHI
Fawn WFAW	

Cherry

Blossom Cherry. WBLC	Java Cherry. WJAC
Cordovan Cherry WCNC	Millwork Cherry WMWC
Golden Cherry. WGNC	

Maple

Caramel Maple WCMM	Sugar Maple WSUM
Solar Maple. WSLM	

Walnut

Brighton Walnut WBRW	Natural Walnut WNAW
Espresso Walnut WESW	

Stain Finish Match

You must forward two 4" x 4" samples for each custom stain finish color match with order placement. Upcharge of \$894 list will apply for each stain color match.

NOTE STAIN FINISH MATCH COLOR APPROVAL MAY AFFECT STANDARD PRODUCTION SCHEDULES

Veneer or Wood Edge Alternatives

For veneer or wood edge requirements other than our standard sliced cherry, maple or walnut, contact Versteel Customer Service with the specifications of the materials you would like to specify.

NOTE VENEER OR WOOD EDGE ALTERNATIVES APPROVAL MAY AFFECT STANDARD PRODUCTION SCHEDULES

Wood Finish Alternatives

Versteel finish has a natural grain fill level finish appearance, contact Versteel Customer Service for alternative fill levels (Oak veneer’s natural pore grain does not allow the application of a full-fill finish). Coarse grain will require additional application steps for a full-fill grain appearance and will require a quote.

NOTE WOOD FINISH ALTERNATIVE APPROVAL MAY AFFECT STANDARD PRODUCTION SCHEDULES

Standard Laminates

Versteel’s standard offering of laminates includes over 900 laminates from Wilsonart, Formica, Nevamar and Pionite.

NOTE LAMINATE MANUFACTURERS CHANGE STANDARD OFFERINGS FREQUENTLY, AND IT IS POSSIBLE THAT A STANDARD PRODUCT CAN BECOME UNAVAILABLE. VERSTEEL IS NOT RESPONSIBLE FOR ANY INCONVENIENCE THIS MAY CAUSE.

Table Top Alternatives

Immix table tops can be produced in alternative top material if desired. Alternate core constructions are also available, including medium density fiberboard (MDF), honeycomb cores, and cores that contain no urea formaldehyde. Contact Versteel Customer Service for pricing and availability.

Standard Versteel Upholstery

Standard Versteel Upholstery offers a range of materials, from fabrics in a variety of colors and textures to vinyls for soil resistance. Please refer to Versteel’s fabric cards or the “Materials and Finishes” section of our website for reference information. versteel.com

Finish Reference & Samples

For finish color reference, please refer to Versteel’s finish card. Contact Versteel to receive actual color samples for color matches and final color approval.

3form® Material

3form is available for Immix tops. It incorporates raw materials made of renewable material from natural landscapes all over the globe. The manufacturing process produces no VOC’s or other harmful gases. 3form material is GREENGUARD® Certified. Contact Versteel Customer Service for pricing.



Laminate & Veneer, Standard Core Construction

The standard top construction consists of 45-50 lb particleboard, surfaced with a high pressure laminate or veneer face. A backer sheet is laminated to the under side of the top.

Alternate Core Construction

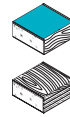
Alternate core constructions are available, including medium density fiberboard (MDF), honeycomb cores, and cores that contain no urea formaldehyde. Contact Versteel Customer Service for pricing and availability.



PVC Flat or Fluted Edge

Edge of 3mm PVC hot melt banded to the top with 1/8" radius at the top and bottom.

Offered in twenty-one (21) standard colors.



Wood Flat or Fluted Edge

Wood banding with 1/8" radius at the top and bottom.

Offered in Ash, Cherry, Maple or Walnut materials.



Acrylic Reverse Bevel Edge - 2mm

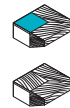
Edge of 2mm plywood-grained acrylic banding, reverse beveled to expose the MDF core, with a clear coat finish on the MDF core.



Wood Square or Fluted Edge - 1 1/4"

Edge of 1 1/4" wide solid wood with softened top and bottom edges, and square, softened mitered corners.

Offered in Ash, Cherry, Maple or Walnut materials.



Wood Reverse Bevel Edge - 2"

Edge of 2" wide solid wood designed with a reverse sloped edge and mitered corners.

Offered in Ash, Cherry, Maple or Walnut materials.

Versteel Seating COM Standard Yardage Requirements

COM yardage requirements are calculated for benches based on a material width of 54" and a repeat of 2" or less. For material less than 54" wide, contact Versteel for yardage requirements. Use the chart below as a guide to calculate your COM yardage. For quantities greater than 10 benches, contact Versteel Customer Service for calculation of COM yardage by bench model.

NOTE THIS CHART IS NOT APPLICABLE FOR MULTIPLE FABRICS ON ONE BENCH. CONTACT VERSTEEL CUSTOMER SERVICE FOR YARDAGE REQUIREMENTS IF SPECIFYING MULTIPLE FABRICS.

Quantity of Benches	1	2	3	4	5	6	7	8	9	10
Immix 22" frame										
IM2022 01	1.5	2.5	3.5	4.5	5.0	6.0	7.0	8.0	9.0	10.0
IM2022 02	2.5	4.5	6.0	8.0	10.0	12.0	13.5	15.0	16.5	18.5
IM2022 03 R or L	3.0	5.5	7.5	9.5	12.5	14.0	16.5	18.5	20.5	23.0
IM2022 04	4.0	6.0	8.5	10.5	13.0	15.0	17.0	19.5	22.0	24.5
Immix 33" frame										
IM2033 01	1.5	3.5	5.0	6.5	7.5	9.0	10.5	11.5	12.5	14.0
IM2033 02	3.5	6.5	9.0	12.5	15.0	18.0	20.0	23.0	25.5	28.5
IM2033 03 R or L	4.0	8.0	11.0	14.0	17.0	20.5	24.0	26.5	30.0	33.0
IM2033 04	5.0	9.0	12.5	16.0	19.5	23.5	27.0	31.0	35.0	38.5
IM2033 11 H	1.5	2.5	3.5	4.5	5.0	6.0	7.0	8.0	9.0	10.0
IM2033 12 HR or HL	2.5	4.5	6.0	8.0	10.0	12.0	13.5	15.0	16.5	18.5
IM2033 13 HR or HL	3.0	5.5	7.5	9.5	12.5	14.0	16.5	18.5	20.5	23.0
IM2033 14 HR or HL	4.0	6.0	8.5	10.5	13.0	15.0	17.0	19.5	22.0	24.5
Immix 44" frame										
IM2044 D01	2.5	4.0	6.0	8.0	9.0	11.0	12.0	13.0	15.0	16.0
IM2044 D02	4.5	7.5	11.5	14.5	18.5	22.5	25.5	28.5	31.5	34.5
IM2044 D03 R or L	5.0	9.0	13.0	17.0	22.0	26.0	30.0	34.0	38.0	41.0
IM2044 D04	5.5	9.0	14.0	19.5	24.0	28.0	32.0	36.0	40.0	45.0
IM2044 D05	6.0	10.5	15.0	20.0	24.5	28.5	34.0	38.5	42.5	46.0
IM2044 01	2.0	3.5	5.0	6.5	8.0	9.0	10.0	12.0	13.0	14.0
IM2044 02	4.5	8.5	11.0	15.0	18.5	22.0	25.0	28.5	32.0	36.0
IM2044 03 R or L	4.5	8.5	13.0	16.5	20.5	24.0	28.0	32.0	36.0	39.5
IM2044 04	5.0	9.5	14.0	18.0	23.0	27.0	32.0	36.0	40.0	44.0
IM2044 11 F	1.5	2.5	3.5	4.5	5.0	6.0	7.0	8.0	9.0	10.0
IM2044 12 FR or FL	2.5	4.5	6.0	8.0	10.0	12.0	13.5	15.0	16.5	18.5
IM2044 13 FR or FL	3.0	5.5	7.5	9.5	12.5	14.0	16.5	18.5	20.5	23.0
IM2044 14 FR or FL	4.0	6.0	8.5	10.5	13.0	15.0	17.0	19.5	22.0	24.5
IM2044 11 H	1.5	3.5	5.0	6.5	7.5	9.0	10.5	11.5	12.5	14.0
IM2044 12 HR or HL	3.5	6.5	9.0	12.5	15.0	18.0	20.0	23.0	25.5	28.5
IM2044 13 HR or HL	3.5	8.0	11.0	14.0	18.0	20.5	24.0	26.5	30.0	33.0
IM2044 14 HR or HL	4.0	9.0	12.5	16.0	19.5	23.5	27.0	31.0	35.0	38.5
Immix 55" frame										
IM2055 D01	2.5	5.0	7.5	9.5	12.0	13.5	17.0	19.0	21.0	23.0
IM2055 D02	5.0	10.5	15.0	19.5	24.5	29.0	33.0	38.0	42.5	47.0
IM2055 D03 R or L	5.5	11.0	16.5	20.5	26.0	31.0	36.5	41.0	46.5	52.5
IM2055 D04	6.0	12.0	17.0	23.0	28.0	34.0	39.0	44.0	50.0	55.0
IM2055 D05	7.0	13.0	18.5	24.0	31.0	36.5	40.5	49.0	53.5	60.0
IM2055 01	3.0	5.5	8.0	10.0	12.0	14.0	17.0	19.0	21.5	23.0
IM2055 02	5.0	10.5	15.0	19.5	24.5	29.0	33.0	38.0	42.5	47.0
IM2055 03 R or L	5.5	11.0	16.5	20.5	26.0	31.0	36.5	41.0	46.5	52.5
IM2055 04	6.5	12.5	17.5	23.5	28.5	34.5	39.5	44.5	50.5	55.5
IM2055 11 HC	2.5	4.0	6.0	8.0	9.0	11.0	12.0	13.0	15.0	16.0
IM2055 12 HC	4.5	7.5	11.5	14.5	18.5	22.5	25.5	28.5	31.5	34.5
IM2055 13 HC R or L	5.0	9.0	13.0	17.0	22.0	26.0	30.0	34.0	38.0	41.0
IM2055 14 HC	6.0	9.0	14.0	19.5	22.0	27.0	32.0	36.0	40.0	45.0
IM2055 15 HC	7.0	12.5	18.0	23.0	28.5	34.0	39.0	44.5	49.5	55.0

Versteel Seating COM Yardage Repeat Pattern Additional Requirements








2–14" repeat, add 15% to the standard yardage requirement.
 15–27" repeat, add 30% to the standard yardage requirement.
 28–36" repeat, add 35% to the standard yardage requirement.

Quantity of Benches	1	2	3	4	5	6	7	8	9	10
Immix 66" frame										
IM2066 D01	3.0	6.5	9.5	12.5	14.0	17.0	20.0	22.0	24.0	27.0
IM2066 D02	6.5	12.0	17.5	24.5	30.5	35.5	40.5	45.5	51.0	57.0
IM2066 D03 R or L	7.5	13.5	21.0	26.5	33.0	38.5	44.0	50.0	55.5	61.5
IM2066 D04	7.0	15.5	21.5	28.5	34.0	40.5	47.5	53.5	59.5	65.5
IM2066 D05	8.0	14.5	22.0	30.0	35.0	42.0	46.0	55.0	61.5	68.5
IM2066 T01	4.0	6.5	9.5	12.0	14.5	17.5	19.5	22.5	24.5	29.0
IM2066 T02	7.0	12.5	18.0	23.5	28.5	33.5	38.5	43.5	49.0	54.0
IM2066 T03 R or L	7.0	13.0	19.5	26.0	31.5	37.0	42.5	48.5	55.0	61.0
IM2066 T04	7.5	15.5	21.5	27.5	34.0	40.0	45.5	52.5	58.0	65.5
IM2066 T05	9.0	16.5	23.5	30.5	39.0	44.5	52.5	59.0	66.0	77.5
IM2066 01	3.0	5.5	8.0	10.0	12.5	14.5	17.0	19.0	21.0	23.0
IM2066 02	7.0	12.5	18.5	24.0	29.0	34.5	40.0	45.0	50.5	56.0
IM2066 03 R or L	7.0	13.0	18.5	25.0	31.5	37.0	42.5	48.5	55.0	61.0
IM2066 04	7.5	15.5	21.5	27.5	34.0	40.0	46.5	52.5	58.5	65.0
IM2066 11 FC	2.5	4.0	6.0	8.0	9.0	11.0	12.0	13.0	15.0	16.0
IM2066 12 FC	4.5	7.5	11.5	14.5	18.5	22.5	25.5	28.5	31.5	34.5
IM2066 13 FC R or L	5.0	9.0	13.0	17.0	22.0	26.0	30.0	34.0	38.0	41.0
IM2066 14 FC	5.5	9.0	14.0	19.5	24.0	28.0	32.0	36.0	40.0	45.0
IM2066 15 FC	7.0	12.5	18.0	23.0	28.5	34.0	39.0	44.5	49.5	55.0
IM2066 11 HC	3.0	5.0	7.5	9.5	12.0	13.5	17.0	19.0	21.0	23.0
IM2066 12 HC	5.5	10.5	15.0	19.5	24.5	29.0	33.0	38.0	42.5	47.0
IM2044 13 HC R or L	6.0	11.0	16.5	20.5	26.0	31.0	36.5	41.0	46.5	52.5
IM2066 14 HC	6.5	12.0	17.0	23.0	28.0	34.0	39.0	44.0	50.0	55.0
IM2066 15 HC	7.5	13.5	20.0	26.0	32.0	37.5	42.5	48.0	54.0	59.5
Immix 30°										
IM2030CT 01	2.0	4.0	5.5	7.0	8.0	9.5	10.0	12.0	13.0	15.0
Immix 45°										
IM2045CT 01	3.0	4.5	6.0	7.5	9.0	11.0	12.5	14.0	15.5	17.0
Immix 60°										
IM2060CT 01	3.0	4.5	6.0	7.5	9.0	11.0	12.5	14.0	15.5	17.0
Immix 90°										
IM2090CT 01	3.0	4.5	6.0	7.5	9.0	11.0	12.5	14.0	15.5	17.0
À la Carte										
Seats										
IMAC 2020US	1.5	2.5	3.5	4.5	5.5	6.5	7.0	8.5	9.0	10.0
IMAC 2031US	2.0	3.5	4.5	6.0	7.5	9.0	10.0	11.5	12.5	14.0
IMAC 2042US	2.0	4.0	6.0	8.0	9.0	11.0	12.0	13.0	15.0	16.0
IMAC 2053US	3.0	5.5	8.0	10.0	12.5	15.0	18.0	20.0	22.0	24.0
IMAC 2064US	3.5	6.5	9.5	12.0	14.5	17.0	19.5	22.5	25.0	28.5
Backs										
IMAC 2022UB	1.5	3.0	4.0	5.0	6.0	7.5	8.5	9.5	10.5	12.0
IMAC 2033UB	2.0	3.5	5.0	6.0	7.5	9.0	10.5	11.5	12.5	14.0
Arm										
IMAC 2011UA	1.5	1.5	2.0	2.5	3.0	3.0	4.0	4.5	4.5	5.0



Questions?

1.800.876.2120

		material > grade >	Fabric Grade 2 or COM	Fabric Grade 3	Fabric Grade 4	Fabric Grade 5	Fabric Grade 6	Top		
Style	Description	Model #	Product Wt							
 <p>IM2022 04</p>	<p>Seat Only</p> <p>22" Frame Consists of: Upholstered Seat 20"</p> 	<p>IM2022 01</p>	<p>22</p>	Standard Powder Coat						
				933	1023	1112	1201	1292	N/A	
		Chrome, Nickel and Transparent Powder Coat								
		1003	1089	1178	1269	1358	N/A			
		<p>Square Armless Application 20" x 20"</p> 	<p>IM20SQ 01</p>	<p>22</p>	Standard Powder Coat					
					933	1023	1112	1201	1292	N/A
Chrome, Nickel and Transparent Powder Coat										
1003	1089	1178	1269	1358	N/A					
<p>22" Frame Consists of: Upholstered Seat 20" Upholstered Back 22"</p> 	<p>IM2022 02</p>	<p>31</p>	Standard Powder Coat							
			1633	1813	1992	2170	2350	N/A		
Chrome, Nickel and Transparent Powder Coat										
1702	1881	2060	2237	2418	N/A					
<p>22" Frame Consists of: Upholstered Seat 20" Upholstered Back 22" Upholstered Arm - Right</p> 	<p>IM2022 03R</p>	<p>39</p>	Standard Powder Coat							
			2168	2392	2615	2837	3061	N/A		
Chrome, Nickel and Transparent Powder Coat										
2320	2543	2768	2987	3214	N/A					
<p>22" Frame Consists of: Upholstered Seat 20" Upholstered Back 22" Upholstered Arm - Left</p> 	<p>IM2022 03L</p>	<p>39</p>	Standard Powder Coat							
			2168	2392	2615	2837	3061	N/A		
Chrome, Nickel and Transparent Powder Coat										
2320	2543	2768	2987	3214	N/A					
<p>22" Frame Consists of: Upholstered Seat 20" Upholstered Back 22" Upholstered Arms - Right & Left</p> 	<p>IM2022 04</p>	<p>47</p>	Standard Powder Coat							
			2699	2971	3236	3506	3773	N/A		
Chrome, Nickel and Transparent Powder Coat										
2936	3205	3476	3742	4012	N/A					







COM Yardage
Refer to page 114.

To Order, Specify...

- 1 Model Number
- 2 Frame Color
- 3 Upholstery Selection
- 4 Bench Options



[Questions?](#)
1.800.876.2120

		material > grade >	Fabric Grade 2 or COM	Fabric Grade 3	Fabric Grade 4	Fabric Grade 5	Fabric Grade 6	Top	
Style	Description	Model #	Product Wt						
 IM2033 04	Seat Only 33" Frame Consists of: Upholstered Seat 31"	IM2033 01	33	Standard Powder Coat					
				1127	1262	1394	1527	1664	N/A
				Chrome, Nickel and Transparent Powder Coat					
				1260	1392	1525	1661	1794	N/A
	33" Frame Consists of: Upholstered Seat 31" Upholstered Back 33"	IM2033 02	41	Standard Powder Coat					
				2073	2341	2610	2878	3148	N/A
			Chrome, Nickel and Transparent Powder Coat						
			2205	2471	2741	3009	3277	N/A	
	33" Frame Consists of: Upholstered Seat 31" Upholstered Back 33" Upholstered Arm - Right	IM2033 03R	49	Standard Powder Coat					
				2606	2917	3231	3546	3858	N/A
			Chrome, Nickel and Transparent Powder Coat						
			2821	3133	3447	3762	4073	N/A	
	33" Frame Consists of: Upholstered Seat 31" Upholstered Back 33" Upholstered Arm - Left	IM2033 03L	49	Standard Powder Coat					
				2606	2917	3231	3546	3858	N/A
			Chrome, Nickel and Transparent Powder Coat						
			2821	3133	3447	3762	4073	N/A	
	33" Frame Consists of: Upholstered Seat 31" Upholstered Back 33" Upholstered Arms - Right & Left	IM2033 04	57	Standard Powder Coat					
				3135	3495	3854	4212	4570	N/A
			Chrome, Nickel and Transparent Powder Coat						
			3440	3798	4156	4513	4871	N/A	

COM Yardage
Refer to page 114.




















Finish Options	Price	Arm Options	Code	Price	Custom Charges	Code	Price
Powder Coat - Premium	\$ 147	Fully Upholstered Arm (each)	ZFA	\$ -71	Powder Coat Alternative (per color)	OPA	call

Seat Options	
Cleanout Cushion (per seat)	UCC \$ 20



Questions?

1.800.876.2120

		material > grade >	Fabric Grade 2 or COM	Fabric Grade 3	Fabric Grade 4	Fabric Grade 5	Fabric Grade 6	Top		
Style	Description	Model #	Product Wt							
 IM2033 14 HL	Seat & Top 33" Frame Consists of: Upholstered Seat 20" 11" Top	IM2033 11 H	35	Standard Powder Coat					LP2S, LPF2S	
				1140	1232	1320	1411	1499	LW2S, LWF2S, LMRA2S	
				1171	1262	1351	1441	1527	LWS2, LWF2, LWR2	
				1231	1319	1409	1498	1589	VW2S, VWF2S	
				1318	1408	1495	1588	1675	VWS2, VWF2, VWR2	
				1318	1408	1495	1588	1675	VWS2, VWF2, VWR2	
				Chrome, Nickel and Transparent Powder Coat					LP2S, LPF2S	
				1273	1364	1452	1542	1630	LW2S, LWF2S, LMRA2S	
				1304	1392	1481	1570	1661	LWS2, LWF2, LWR2	
				1360	1451	1541	1629	1720	VW2S, VWF2S	
				1449	1540	1628	1718	1809	VWS2, VWF2, VWR2	
				1449	1540	1628	1718	1809	VWS2, VWF2, VWR2	
	33" Frame Consists of: Upholstered Seat 20" Upholstered Back 22" 11" Top - Right	IM2033 12 HR	44	Standard Powder Coat					LP2S, LPF2S	
				1843	2024	2204	2380	2561	LW2S, LWF2S, LMRA2S	
				1873	2053	2231	2411	2588	LWS2, LWF2, LWR2	
				1931	2111	2289	2467	2646	VW2S, VWF2S	
				2021	2200	2379	2557	2732	VWS2, VWF2, VWR2	
				2021	2200	2379	2557	2732	VWS2, VWF2, VWR2	
				Chrome, Nickel and Transparent Powder Coat					LP2S, LPF2S	
				1975	2154	2331	2511	2691	LW2S, LWF2S, LMRA2S	
				2005	2183	2364	2540	2719	LWS2, LWF2, LWR2	
				2063	2242	2422	2599	2778	VW2S, VWF2S	
				2151	2329	2510	2686	2866	VWS2, VWF2, VWR2	
				2151	2329	2510	2686	2866	VWS2, VWF2, VWR2	
	33" Frame Consists of: Upholstered Seat 20" Upholstered Back 22" 11" Top - Left	IM2033 12 HL	44	Standard Powder Coat					LP2S, LPF2S	
				1843	2024	2204	2380	2561	LW2S, LWF2S, LMRA2S	
				1873	2053	2231	2411	2588	LWS2, LWF2, LWR2	
				1931	2111	2289	2467	2646	VW2S, VWF2S	
				2021	2200	2379	2557	2732	VWS2, VWF2, VWR2	
				2021	2200	2379	2557	2732	VWS2, VWF2, VWR2	
				Chrome, Nickel and Transparent Powder Coat					LP2S, LPF2S	
				1975	2154	2331	2511	2691	LW2S, LWF2S, LMRA2S	
				2005	2183	2364	2540	2719	LWS2, LWF2, LWR2	
				2063	2242	2422	2599	2778	VW2S, VWF2S	
				2151	2329	2510	2686	2866	VWS2, VWF2, VWR2	
				2151	2329	2510	2686	2866	VWS2, VWF2, VWR2	
	33" Frame Consists of: Upholstered Seat 20" Upholstered Back 22" 11" Top - Left Upholstered Arm - Right	IM2033 13R HL	52	Standard Powder Coat					LP2S, LPF2S	
				2375	2600	2824	3048	3269	LW2S, LWF2S, LMRA2S	
				2405	2629	2855	3076	3301	LWS2, LWF2, LWR2	
				2465	2689	2911	3133	3361	VW2S, VWF2S	
				2553	2777	3002	3224	3446	VWS2, VWF2, VWR2	
				2553	2777	3002	3224	3446	VWS2, VWF2, VWR2	
				Chrome, Nickel and Transparent Powder Coat					LP2S, LPF2S	
				2592	2816	3043	3263	3486	LW2S, LWF2S, LMRA2S	
				2622	2847	3072	3294	3516	LWS2, LWF2, LWR2	
				2680	2906	3128	3351	3575	VW2S, VWF2S	
				2769	2995	3216	3440	3664	VWS2, VWF2, VWR2	
				2769	2995	3216	3440	3664	VWS2, VWF2, VWR2	







COM Yardage
Refer to page 114.

To Order, Specify...

- 1 Model Number
- 2 Frame Color
- 3 Upholstery Selection
- 4 Bench Options



Questions?
1.800.876.2120

Style	Description	Model #	Product Wt	material > grade >									
				Fabric Grade 2 or COM	Fabric Grade 3	Fabric Grade 4	Fabric Grade 5	Fabric Grade 6	Top				
 IM2033 14 HL	33" Frame Consists of: Upholstered Seat 20" Upholstered Back 22" 11" Top - Right Upholstered Arm - Left	 IM2033 13L HR	52	Standard Powder Coat									
				2375	2600	2824	3048	3269	LP2S, LPF2S				
				2405	2629	2855	3076	3301	LW2S, LWF2S, LMRA2S				
				2465	2689	2911	3133	3361	LWS2, LWF2, LWR2				
				2553	2777	3002	3224	3446	VW2S, VWF2S				
				2553	2777	3002	3224	3446	VWS2, VWF2, VWR2				
				Chrome, Nickel and Transparent Powder Coat									
				2592	2816	3043	3263	3486	LP2S, LPF2S				
				2622	2847	3072	3294	3516	LW2S, LWF2S, LMRA2S				
				2680	2906	3128	3351	3575	LWS2, LWF2, LWR2				
				2769	2995	3216	3440	3664	VW2S, VWF2S				
				2769	2995	3216	3440	3664	VWS2, VWF2, VWR2				
				 IM2033 14 HR	33" Frame Consists of: Upholstered Seat 20" Upholstered Back 22" 8" Top - Right Upholstered Arms - Right & Left	 IM2033 14 HR	58	Standard Powder Coat					
								2909	3179	3446	3714	3982	LP2S, LPF2S
								2939	3207	3477	3743	4015	LW2S, LWF2S, LMRA2S
2998	3265	3534	3803					4070	LWS2, LWF2, LWR2				
3084	3354	3622	3890					4160	VW2S, VWF2S				
3084	3354	3622	3890					4160	VWS2, VWF2, VWR2				
Chrome, Nickel and Transparent Powder Coat													
3212	3480	3748	4017					4284	LP2S, LPF2S				
3240	3510	3778	4047					4313	LW2S, LWF2S, LMRA2S				
3299	3566	3838	4103					4373	LWS2, LWF2, LWR2				
3387	3656	3924	4194					4460	VW2S, VWF2S				
3387	3656	3924	4194					4460	VWS2, VWF2, VWR2				
 IM2033 14 HL	33" Frame Consists of: Upholstered Seat 20" Upholstered Back 22" 8" Top - Left Upholstered Arms - Right & Left	 IM2033 14 HL	58					Standard Powder Coat					
								2909	3179	3446	3714	3982	LP2S, LPF2S
								2939	3207	3477	3743	4015	LW2S, LWF2S, LMRA2S
				2998	3265	3534	3803	4070	LWS2, LWF2, LWR2				
				3084	3354	3622	3890	4160	VW2S, VWF2S				
				3084	3354	3622	3890	4160	VWS2, VWF2, VWR2				
				Chrome, Nickel and Transparent Powder Coat									
				3212	3480	3748	4017	4284	LP2S, LPF2S				
				3240	3510	3778	4047	4313	LW2S, LWF2S, LMRA2S				
				3299	3566	3838	4103	4373	LWS2, LWF2, LWR2				
				3387	3656	3924	4194	4460	VW2S, VWF2S				
				3387	3656	3924	4194	4460	VWS2, VWF2, VWR2				



LP2S



LPF2S



LW2S



LWF2S



LMRA2S



LWS2



LWR2



VW2S



VWF2S




VWS2



VWR2







COM Yardage
Refer to page 114.

Finish Options	Price	Arm Options	Code	Price	Custom Charges	Code	Price
Powder Coat - Premium	\$ 147	Fully Upholstered Arm (each)	ZFA	\$ -71	Powder Coat Alternative (per color)	OPA	call
					Custom PVC Color Match	OCF	call
					Stain Finish Match (per finish)	OSM	\$ 894
		Top Options					
		Special Laminate	TSP	call			
		Custom Cutout (per cutout)	TCC	\$ 107			
		Seat Options					
		Cleanout Cushion (per seat)	UCC	\$ 20			



Questions?

1.800.876.2120

		material > grade >	Fabric Grade 2 or COM	Fabric Grade 3	Fabric Grade 4	Fabric Grade 5	Fabric Grade 6	Top	
Style	Description	Model #	Product Wt						
 IM2044 04	44" Frame Consists of: Upholstered Seat 42"	IM2044 01	42	Standard Powder Coat					
				1341	1521	1701	1878	2057	N/A
				Chrome, Nickel and Transparent Powder Coat					
				1545	1724	1903	2080	2260	N/A
	44" Frame Consists of: Upholstered Seat 42" Upholstered Backs 22"	IM2044 02	60	Standard Powder Coat					
				2746	3103	3462	3815	4173	N/A
				Chrome, Nickel and Transparent Powder Coat					
				2949	3306	3665	4019	4376	N/A
	44" Frame Consists of: Upholstered Seat 42" Upholstered Backs 22" Upholstered Arm - Right	IM2044 03R	68	Standard Powder Coat					
				3277	3681	4084	4483	4888	N/A
				Chrome, Nickel and Transparent Powder Coat					
				3565	3968	4373	4770	5173	N/A
	44" Frame Consists of: Upholstered Seat 42" Upholstered Backs 22" Upholstered Arm - Left	IM2044 03L	68	Standard Powder Coat					
				3277	3681	4084	4483	4888	N/A
				Chrome, Nickel and Transparent Powder Coat					
				3565	3968	4373	4770	5173	N/A
	44" Frame Consists of: Upholstered Seat 42" Upholstered Backs 22" Upholstered Arms - Right & Left	IM2044 04	76	Standard Powder Coat					
				3812	4258	4707	5150	5598	N/A
				Chrome, Nickel and Transparent Powder Coat					
				4181	4631	5079	5523	5971	N/A








COM Yardage
Refer to page 114.

To Order, Specify...

- 1 Model Number
- 2 Frame Color
- 3 Upholstery Selection
- 4 Bench Options



[Questions?](#)
1.800.876.2120

Style	Description	Model #	Product Wt	material > grade >					Top
				Fabric Grade 2 or COM	Fabric Grade 3	Fabric Grade 4	Fabric Grade 5	Fabric Grade 6	
 <i>IM2044 D05</i>	44" Frame Consists of: Upholstered Seats 20"		40	Standard Powder Coat					N/A
				1545	1724	1903	2081	2261	
	Chrome, Nickel and Transparent Powder Coat					N/A			
	1749	1928	2106	2285	2465				
	44" Frame Consists of: Upholstered Seats 20" Upholstered Backs 22"		58	Standard Powder Coat					N/A
				2949	3306	3665	4020	4380	
Chrome, Nickel and Transparent Powder Coat					N/A				
3153	3510	3869	4223	4580					
44" Frame Consists of: Upholstered Seats 20" Upholstered Backs 22" Upholstered Arm - Right		66	Standard Powder Coat					N/A	
			3481	3884	4287	4687	5090		
Chrome, Nickel and Transparent Powder Coat					N/A				
3769	4172	4576	4974	5378					
44" Frame Consists of: Upholstered Seats 20" Upholstered Backs 22" Upholstered Arm - Left		66	Standard Powder Coat					N/A	
			3481	3884	4287	4687	5090		
Chrome, Nickel and Transparent Powder Coat					N/A				
3769	4172	4576	4974	5378					
44" Frame Consists of: Upholstered Seats 20" Upholstered Backs 22" Upholstered Arms - Right & Left		74	Standard Powder Coat					N/A	
			4016	4461	4909	5355	5803		
Chrome, Nickel and Transparent Powder Coat					N/A				
4387	4835	5285	5729	6176					
44" Frame Consists of: Upholstered Seats 20" Upholstered Backs 22" Upholstered Arms - Right, Left & Center		82	Standard Powder Coat					N/A	
			4547	5040	5533	6020	6514		
Chrome, Nickel and Transparent Powder Coat					N/A				
5005	5500	5990	6480	6975					

COM Yardage
Refer to page 114.

Finish Options	Price	Arm Options	Code	Price	Custom Charges	Code	Price
Powder Coat - Premium	\$ 147	Fully Upholstered Arm (each)	ZFA	\$ -71	Powder Coat Alternative (per color)	OPA	call

Accessories

Bolster (Grade 2/COM)	AIB2	\$ 227
Bolster (Grade 3)	AIB3	\$ 271
Bolster (Grade 4)	AIB4	\$ 316
Bolster (Grade 5)	AIB5	\$ 362
Bolster (Grade 6)	AIB6	\$ 406


















Seat Options

Cleanout Cushion (per seat)	UCC	\$ 20
-----------------------------	-----	-------



Questions?

1.800.876.2120

		material > grade >	Fabric Grade 2 or COM	Fabric Grade 3	Fabric Grade 4	Fabric Grade 5	Fabric Grade 6	Top		
Style	Description	Model #	Product Wt							
 <p>IM2044 14 HL</p>	Seat & Top 44" Frame Consists of: Upholstered Seat 31" 11" Top	IM2044 11 H	45	Standard Powder Coat					LP2S, LPF2S	
				1353	1489	1623	1757	1890	LW2S, LWF2S, LMRA2S	
				1383	1519	1653	1787	1921	LWS2, LWF2, LWR2	
				1443	1575	1709	1844	1979	VW2S, VWF2S	
				1527	1664	1800	1932	2068	VWS2, VWF2, VWR2	
				1527	1664	1800	1932	2068	VWS2, VWF2, VWR2	
				Chrome, Nickel and Transparent Powder Coat					LP2S, LPF2S	
				1556	1691	1824	1961	2092	LW2S, LWF2S, LMRA2S	
				1588	1722	1857	1988	2125	LWS2, LWF2, LWR2	
				1644	1779	1913	2049	2182	VW2S, VWF2S	
				1733	1867	2003	2136	2272	VWS2, VWF2, VWR2	
				1733	1867	2003	2136	2272	VWS2, VWF2, VWR2	
	44" Frame Consists of: Upholstered Seat 31" Upholstered Back 33" 11" Top - Right	IM2044 12 HR	59	Standard Powder Coat					LP2S, LPF2S	
				2298	2567	2835	3106	3373	LW2S, LWF2S, LMRA2S	
				2328	2598	2866	3133	3403	LWS2, LWF2, LWR2	
				2387	2655	2924	3194	3462	VW2S, VWF2S	
				2473	2745	3013	3280	3549	VWS2, VWF2, VWR2	
				2473	2745	3013	3280	3549	VWS2, VWF2, VWR2	
				Chrome, Nickel and Transparent Powder Coat					LP2S, LPF2S	
				2501	2770	3039	3307	3578	LW2S, LWF2S, LMRA2S	
				2533	2801	3070	3338	3607	LWS2, LWF2, LWR2	
				2589	2858	3126	3396	3665	VW2S, VWF2S	
				2677	2947	3215	3483	3751	VWS2, VWF2, VWR2	
				2677	2947	3215	3483	3751	VWS2, VWF2, VWR2	
	44" Frame Consists of: Upholstered Seat 31" Upholstered Back 33" 11" Top - Left	IM2044 12 HL	59	Standard Powder Coat					LP2S, LPF2S	
				2298	2567	2835	3106	3373	LW2S, LWF2S, LMRA2S	
				2328	2598	2866	3133	3403	LWS2, LWF2, LWR2	
				2387	2655	2924	3194	3462	VW2S, VWF2S	
				2473	2745	3013	3280	3549	VWS2, VWF2, VWR2	
				2473	2745	3013	3280	3549	VWS2, VWF2, VWR2	
				Chrome, Nickel and Transparent Powder Coat					LP2S, LPF2S	
				2501	2770	3039	3307	3578	LW2S, LWF2S, LMRA2S	
				2533	2801	3070	3338	3607	LWS2, LWF2, LWR2	
				2589	2858	3126	3396	3665	VW2S, VWF2S	
				2677	2947	3215	3483	3751	VWS2, VWF2, VWR2	
				2677	2947	3215	3483	3751	VWS2, VWF2, VWR2	
	44" Frame Consists of: Upholstered Seat 31" Upholstered Back 33" 11" Top - Left Upholstered Arm - Right	IM2044 13R HL	67	Standard Powder Coat					LP2S, LPF2S	
				2832	3147	3459	3772	4089	LW2S, LWF2S, LMRA2S	
				2863	3177	3490	3803	4115	LWS2, LWF2, LWR2	
				2918	3232	3547	3859	4191	VW2S, VWF2S	
				3008	3322	3634	3950	4263	VWS2, VWF2, VWR2	
				3008	3322	3634	3950	4263	VWS2, VWF2, VWR2	
				Chrome, Nickel and Transparent Powder Coat					LP2S, LPF2S	
				3121	3434	3747	4060	4374	LW2S, LWF2S, LMRA2S	
				3151	3463	3777	4092	4405	LWS2, LWF2, LWR2	
				3207	3520	3834	4148	4461	VW2S, VWF2S	
				3297	3610	3923	4236	4551	VWS2, VWF2, VWR2	
				3297	3610	3923	4236	4551	VWS2, VWF2, VWR2	





COM Yardage
Refer to page 114.

To Order, Specify...

- 1 Model Number
- 2 Frame Color
- 3 Upholstery Selection
- 4 Bench Options



Questions?
1.800.876.2120

Style	Description	Model #	Product Wt	material > grade >						Top				
				Fabric Grade 2 or COM	Fabric Grade 3	Fabric Grade 4	Fabric Grade 5	Fabric Grade 6						
 <i>IM2044 14 HL</i>	44" Frame IM2044 13L HR <i>Consists of:</i> Upholstered Seat 31" Upholstered Back 33" 11" Top - Right Upholstered Arm - Left 	IM2044 13L HR	67	Standard Powder Coat						LP2S, LPF2S				
				2832	3147	3459	3772	4089		LP2S, LPF2S				
				2863	3177	3490	3803	4115		LW2S, LWF2S, LMRA2S				
				2918	3232	3547	3859	4173		LWS2, LWF2, LWR2				
				3008	3322	3634	3950	4263		VW2S, VWF2S				
				3008	3322	3634	3950	4263		VWS2, VWF2, VWR2				
				Chrome, Nickel and Transparent Powder Coat										
				3121	3434	3747	4060	4374		LP2S, LPF2S				
				3151	3463	3777	4092	4405		LW2S, LWF2S, LMRA2S				
				3207	3520	3834	4148	4461		LWS2, LWF2, LWR2				
				3297	3610	3923	4236	4551		VW2S, VWF2S				
				3297	3610	3923	4236	4551		VWS2, VWF2, VWR2				
					44" Frame IM2044 14 HR <i>Consists of:</i> Upholstered Seat 31" Upholstered Back 33" 8" Top - Right Upholstered Arms - Right & Left 	IM2044 14 HR	75	Standard Powder Coat						LP2S, LPF2S
								3365	3723	4082	4439	4797		LP2S, LPF2S
								3395	3751	4110	4468	4826		LW2S, LWF2S, LMRA2S
3452	3812	4170	4527					4888		LWS2, LWF2, LWR2				
3542	3900	4257	4616					4973		VW2S, VWF2S				
3542	3900	4257	4616					4973		VWS2, VWF2, VWR2				
Chrome, Nickel and Transparent Powder Coat														
3739	4096	4456	4813					5171		LP2S, LPF2S				
3768	4126	4485	4844					5200		LW2S, LWF2S, LMRA2S				
3825	4181	4543	4900					5259		LWS2, LWF2, LWR2				
3913	4273	4630	4992					5347		VW2S, VWF2S				
3913	4273	4630	4992					5347		VWS2, VWF2, VWR2				
	44" Frame IM2044 14 HL <i>Consists of:</i> Upholstered Seat 31" Upholstered Back 33" 8" Top - Left Upholstered Arms - Right & Left 	IM2044 14 HL	75					Standard Powder Coat						LP2S, LPF2S
								3365	3723	4082	4439	4797		LP2S, LPF2S
								3395	3751	4110	4468	4826		LW2S, LWF2S, LMRA2S
				3452	3812	4170	4527	4888		LWS2, LWF2, LWR2				
				3542	3900	4257	4616	4973		VW2S, VWF2S				
				3542	3900	4257	4616	4973		VWS2, VWF2, VWR2				
				Chrome, Nickel and Transparent Powder Coat										
				3739	4096	4456	4813	5171		LP2S, LPF2S				
				3768	4126	4485	4844	5200		LW2S, LWF2S, LMRA2S				
				3825	4181	4543	4900	5259		LWS2, LWF2, LWR2				
				3913	4273	4630	4992	5347		VW2S, VWF2S				
				3913	4273	4630	4992	5347		VWS2, VWF2, VWR2				



















































COM Yardage
Refer to page 114.

Finish Options	Price	Arm Options	Code	Price	Custom Charges	Code	Price
Powder Coat - Premium	\$ 147	Fully Upholstered Arm (each)	ZFA	\$ -71	Powder Coat Alternative (per color)	OPA	call
					Custom PVC Color Match	OCF	call
					Stain Finish Match (per finish)	OSM	\$ 894
		Top Options					
		Special Laminate	TSP	call			
		Custom Cutout (per cutout)	TCC	\$ 107			
		Seat Options					
		Cleanout Cushion (per seat)	UCC	\$ 20			



Questions?

1.800.876.2120

Style	Description	Model #	Product Wt	material > grade >					Top					
				Fabric Grade 2 or COM	Fabric Grade 3	Fabric Grade 4	Fabric Grade 5	Fabric Grade 6						
 <i>IM2044 14 FL</i>	44" Frame <i>Consists of:</i> Upholstered Seat 20" 22" Top		47	Standard Powder Coat					 LP2S  LW2S  LWS2  VWS2  LWF2S  LMRA2S  LWS2  LWF2  LWR2  VWS2  VWF2S  VWF2  VWR2					
				1301	1389	1479	1568	1659		LP2S, LPF2S				
				1311	1403	1491	1580	1671		LW2S, LWF2S, LMRA2S				
				1452	1542	1630	1722	1811		LWS2, LWF2, LWR2				
				1488	1575	1666	1756	1844		VW2S, VWF2S				
				1488	1575	1666	1756	1844		VWS2, VWF2, VWR2				
				Chrome, Nickel and Transparent Powder Coat										
				1502	1593	1682	1771	1862		LP2S, LPF2S				
				1516	1604	1695	1783	1873		LW2S, LWF2S, LMRA2S				
				1656	1744	1835	1925	2011		LWS2, LWF2, LWR2				
				1690	1779	1868	1959	2049		VW2S, VWF2S				
				1690	1779	1868	1959	2049		VWS2, VWF2, VWR2				
					44" Frame <i>Consists of:</i> Upholstered Seat 20" Upholstered Back 22" 22" Top - Right		56	Standard Powder Coat					 LP2S, LPF2S  LW2S, LWF2S, LMRA2S  LWS2, LWF2, LWR2  VW2S, VWF2S  VWS2, VWF2, VWR2  LP2S, LPF2S  LW2S, LWF2S, LMRA2S  LWS2, LWF2, LWR2  VW2S, VWF2S  VWS2, VWF2, VWR2	
								2003		2181	2359	2537		2717
2011	2191	2371	2551					2728	LW2S, LWF2S, LMRA2S					
2154	2331	2512	2691					2868	LWS2, LWF2, LWR2					
2187	2368	2545	2724					2904	VW2S, VWF2S					
2187	2368	2545	2724					2904	VWS2, VWF2, VWR2					
Chrome, Nickel and Transparent Powder Coat														
2207	2383	2564	2741					2918	LP2S, LPF2S					
2217	2396	2574	2752					2932	LW2S, LWF2S, LMRA2S					
2357	2536	2716	2892					3073	LWS2, LWF2, LWR2					
2392	2569	2750	2928					3107	VW2S, VWF2S					
2392	2569	2750	2928					3107	VWS2, VWF2, VWR2					
	44" Frame <i>Consists of:</i> Upholstered Seat 20" Upholstered Back 22" 22" Top - Left		56					Standard Powder Coat						 LP2S, LPF2S  LW2S, LWF2S, LMRA2S  LWS2, LWF2, LWR2  VW2S, VWF2S  VWS2, VWF2, VWR2  LP2S, LPF2S  LW2S, LWF2S, LMRA2S  LWS2, LWF2, LWR2  VW2S, VWF2S  VWS2, VWF2, VWR2
								2003	2181	2359	2537	2717		
				2011	2191	2371	2551	2728	LW2S, LWF2S, LMRA2S					
				2154	2331	2512	2691	2868	LWS2, LWF2, LWR2					
				2187	2368	2545	2724	2904	VW2S, VWF2S					
				2187	2368	2545	2724	2904	VWS2, VWF2, VWR2					
				Chrome, Nickel and Transparent Powder Coat										
				2207	2383	2564	2741	2918	LP2S, LPF2S					
				2217	2396	2574	2752	2932	LW2S, LWF2S, LMRA2S					
				2357	2536	2716	2892	3073	LWS2, LWF2, LWR2					
				2392	2569	2750	2928	3107	VW2S, VWF2S					
				2392	2569	2750	2928	3107	VWS2, VWF2, VWR2					
					44" Frame <i>Consists of:</i> Upholstered Seat 20" Upholstered Back 22" 22" Top - Left Upholstered Arm - Right		64	Standard Powder Coat					 LP2S, LPF2S  LW2S, LWF2S, LMRA2S  LWS2, LWF2, LWR2  VW2S, VWF2S  VWS2, VWF2, VWR2  LP2S, LPF2S  LW2S, LWF2S, LMRA2S  LWS2, LWF2, LWR2  VW2S, VWF2S  VWS2, VWF2, VWR2	
								2535	2759	2982	3204	3429		
2545	2770	2996	3216					3441	LW2S, LWF2S, LMRA2S					
2686	2889	3133	3360					3581	LWS2, LWF2, LWR2					
2720	2923	3169	3393					3616	VW2S, VWF2S					
2720	2923	3169	3393					3616	VWS2, VWF2, VWR2					
Chrome, Nickel and Transparent Powder Coat														
2823	3048	3269	3493					3716	LP2S, LPF2S					
2834	3057	3282	3506					3727	LW2S, LWF2S, LMRA2S					
2975	3179	3422	3645					3870	LWS2, LWF2, LWR2					
3009	3212	3458	3680					3903	VW2S, VWF2S					
3009	3212	3458	3680					3903	VWS2, VWF2, VWR2					





COM Yardage
Refer to page 114.

To Order, Specify...

- 1 Model Number
- 2 Frame Color
- 3 Upholstery Selection
- 4 Bench Options




Questions?
1.800.876.2120

Style	Description	Model #	Product Wt	material > grade >						Top			
				Fabric Grade 2 or COM	Fabric Grade 3	Fabric Grade 4	Fabric Grade 5	Fabric Grade 6					
 IM2044 14 FL	44" Frame Consists of: Upholstered Seat 20" Upholstered Back 22" 22" Top - Right Upholstered Arm - Left 	IM2044 13L FR	64	Standard Powder Coat									
				2535	2759	2982	3204	3429	LP2S, LPF2S				
				2545	2770	2996	3216	3441	LW2S, LWF2S, LMRA2S				
				2686	2889	3133	3360	3581	LWS2, LWF2, LWR2				
				2720	2923	3169	3393	3616	VW2S, VWF2S				
				2720	2923	3169	3393	3616	VWS2, VWF2, VWR2				
				Chrome, Nickel and Transparent Powder Coat									
				2823	3048	3269	3493	3716	LP2S, LPF2S				
				2834	3057	3282	3506	3727	LW2S, LWF2S, LMRA2S				
				2975	3179	3422	3645	3870	LWS2, LWF2, LWR2				
				3009	3212	3458	3680	3903	VW2S, VWF2S				
				3009	3212	3458	3680	3903	VWS2, VWF2, VWR2				
				44" Frame Consists of: Upholstered Seat 20" Upholstered Back 22" 19" Top - Right Upholstered Arms - Right & Left 	IM2044 14 FR	72	Standard Powder Coat						
							3069	3337	3606	3874	4141	LP2S, LPF2S	
							3079	3348	3617	3884	4154	LW2S, LWF2S, LMRA2S	
3222	3468	3759	4025				4295	LWS2, LWF2, LWR2					
3255	3502	3792	4059				4327	VW2S, VWF2S					
3255	3502	3792	4059				4327	VWS2, VWF2, VWR2					
Chrome, Nickel and Transparent Powder Coat													
3441	3710	3978	4246				4513	LP2S, LPF2S					
3452	3720	3992	4257				4526	LW2S, LWF2S, LMRA2S					
3594	3842	4129	4397				4665	LWS2, LWF2, LWR2					
3627	3875	4166	4433				4703	VW2S, VWF2S					
3627	3875	4166	4433				4703	VWS2, VWF2, VWR2					
44" Frame Consists of: Upholstered Seat 20" Upholstered Back 22" 19" Top - Left Upholstered Arms - Right & Left 	IM2044 14 FL	72	Standard Powder Coat										
			3069				3337	3606	3874	4141	LP2S, LPF2S		
			3079				3348	3617	3884	4154	LW2S, LWF2S, LMRA2S		
			3222	3468	3759	4025	4295	LWS2, LWF2, LWR2					
			3255	3502	3792	4059	4327	VW2S, VWF2S					
			3255	3502	3792	4059	4327	VWS2, VWF2, VWR2					
			Chrome, Nickel and Transparent Powder Coat										
			3441	3710	3978	4246	4513	LP2S, LPF2S					
			3452	3720	3992	4257	4526	LW2S, LWF2S, LMRA2S					
			3594	3842	4129	4397	4665	LWS2, LWF2, LWR2					
			3627	3875	4166	4433	4703	VW2S, VWF2S					
			3627	3875	4166	4433	4703	VWS2, VWF2, VWR2					









COM Yardage
Refer to page 114.

Finish Options	Price	Wire Management Options	Code	Price	Custom Charges	Code	Price
Powder Coat - Premium	\$ 147	1 Oval Brush Grommet	WOG	\$ 86	Powder Coat Alternative (per color)	OPA	call
		1 Round Grommet	WRG	\$ 68	Custom PVC Color Match	OCF	call
Arm Options					Stain Finish Match (per finish)	OSM	\$ 894
Fully Upholstered Arm (each)	ZFA \$ -71	Power and Data Options			Please reference the Power & Data Price List		
Top Options							
Special Laminate	TSP call						
Custom Cutout (per cutout)	TCC \$ 107						
Seat Options							
Cleanout Cushion (per seat)	UCC \$ 20						



Questions?

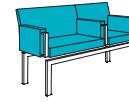
1.800.876.2120

				material > grade >	Fabric Grade 2 or COM	Fabric Grade 3	Fabric Grade 4	Fabric Grade 5	Fabric Grade 6	Top
Style	Description	Model #	Product Wt							
 <p><i>IM2055 04</i></p>	Seat Only 55" Frame Consists of: Upholstered Seat 53"	IM2055 01 	51	Standard Powder Coat						
				1591	1814	2037	2262	2486	N/A	
				Chrome, Nickel and Transparent Powder Coat						
				1871	2099	2320	2543	2767	N/A	
	55" Frame Consists of: Upholstered Seat 53" Upholstered Backs 22" & 33"	IM2055 02 	74	Standard Powder Coat						
				3236	3686	4133	4579	5027	N/A	
				Chrome, Nickel and Transparent Powder Coat						
				3517	3966	4414	4860	5307	N/A	
	55" Frame Consists of: Upholstered Seat 53" Upholstered Backs 22" & 33" Upholstered Arm - Right	IM2055 03R 	82	Standard Powder Coat						
				3771	4264	4757	5247	5737	N/A	
				Chrome, Nickel and Transparent Powder Coat						
				4137	4629	5121	5612	6105	N/A	
	55" Frame Consists of: Upholstered Seat 53" Upholstered Backs 22" & 33" Upholstered Arm - Left	IM2055 03L 	82	Standard Powder Coat						
				3771	4264	4757	5247	5737	N/A	
				Chrome, Nickel and Transparent Powder Coat						
				4137	4629	5121	5612	6105	N/A	
	55" Frame Consists of: Upholstered Seat 53" Upholstered Backs 22" & 33" Upholstered Arms - Right & Left	IM2055 04 	90	Standard Powder Coat						
				4304	4843	5378	5914	6451	N/A	
				Chrome, Nickel and Transparent Powder Coat						
				4756	5292	5831	6365	6900	N/A	




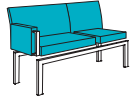

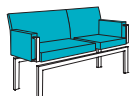
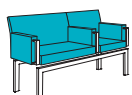
COM Yardage
Refer to page 114.

To Order, Specify...

- 1 Model Number
- 2 Frame Color
- 3 Upholstery Selection
- 4 Bench Options



Questions?
1.800.876.2120

		material > grade >	Fabric Grade 2 or COM	Fabric Grade 3	Fabric Grade 4	Fabric Grade 5	Fabric Grade 6	Top		
Style	Description	Model #	Product Wt							
 IM2055 D05	Seat Only 55" Frame Consists of: Upholstered Seats 20" & 31" 	IM2055 D01	49	Standard Powder Coat					N/A	
				1802 2025 2248 2471 2696						
	Chrome, Nickel and Transparent Powder Coat									
	2080 2306 2529 2752 2976					N/A				
	55" Frame					Standard Powder Coat				N/A
	Consists of: Upholstered Seats 20" & 31" Upholstered Backs 22" & 33" 					3446 3896 4343 4789 5238 3726 4175 4622 5070 5517				
 IM2055 D03R	55" Frame Consists of: Upholstered Seats 20" & 31" Upholstered Backs 22" & 33" Upholstered Arm - Right	IM2055 D03R	80	Standard Powder Coat					N/A	
				3979 4472 4966 5456 5947						
	Chrome, Nickel and Transparent Powder Coat									
	4347 4837 5331 5822 6315					N/A				
 IM2055 D03L	55" Frame Consists of: Upholstered Seats 20" & 31" Upholstered Backs 22" & 33" Upholstered Arm - Left	IM2055 D03L	80	Standard Powder Coat					N/A	
				3979 4472 4966 5456 5947						
	Chrome, Nickel and Transparent Powder Coat									
	4347 4837 5331 5822 6315					N/A				
 IM2055 D04	55" Frame Consists of: Upholstered Seats 20" & 31" Upholstered Backs 22" & 33" Upholstered Arms - Right & Left	IM2055 D04	88	Standard Powder Coat					N/A	
				4512 5050 5588 6123 6661						
	Chrome, Nickel and Transparent Powder Coat									
	4965 5502 6040 6575 7112					N/A				
 IM2055 D05	55" Frame Consists of: Upholstered Seats 20" & 31" Upholstered Backs 22" & 33" (3) Upholstered Arms - Right, Left & Center	IM2055 D05	96	Standard Powder Coat					N/A	
				5046 5629 6211 6791 7373						
	Chrome, Nickel and Transparent Powder Coat									
	5584 6163 6747 7328 7908					N/A				

COM Yardage
Refer to page 114.

Finish Options	Price	Arm Options	Code	Price	Custom Charges	Code	Price
Powder Coat - Premium	\$ 147	Fully Upholstered Arm (each)	ZFA	\$ -71	Powder Coat Alternative (per color)	OPA	call

Accessories

Bolster (Grade 2/COM)	AIB2	\$ 227
Bolster (Grade 3)	AIB3	\$ 271
Bolster (Grade 4)	AIB4	\$ 316
Bolster (Grade 5)	AIB5	\$ 362
Bolster (Grade 6)	AIB6	\$ 406



































Seat Options

Cleanout Cushion (per seat)	UCC	\$ 20
-----------------------------	-----	-------



Questions?

1.800.876.2120

Style	Description	Model #	Product Wt	material > grade >					Top			
				Fabric Grade 2 or COM	Fabric Grade 3	Fabric Grade 4	Fabric Grade 5	Fabric Grade 6				
 <i>IM2055 11 HC</i>	55" Frame Consists of: Upholstered Seats 20" 11" Top - Center		53	Standard Powder Coat					 LP2S  LPF2S  LW2S  LWF2S  LMRA2S  LWS2  LWF2  LWR2  VWS2  VWF2S  VWR2			
				1814	1995	2174	2353	2533			LP2S, LPF2S	
				1844	2025	2205	2382	2563			LW2S, LWF2S, LMRA2S	
				1903	2081	2261	2439	2620			LWS2, LWF2, LWR2	
				1991	2170	2350	2529	2707			VWS2, VWF2S	
				1991	2170	2350	2529	2707			VWS2, VWF2, VWR2	
				Chrome, Nickel and Transparent Powder Coat								
				2099	2276	2455	2634	2813				LP2S, LPF2S
				2126	2306	2484	2663	2842				LW2S, LWF2S, LMRA2S
				2183	2364	2541	2720	2902				LWS2, LWF2, LWR2
				2273	2451	2629	2809	2986				VWS2, VWF2S
				2273	2451	2629	2809	2986				VWS2, VWF2, VWR2
				Chrome, Nickel and Transparent Powder Coat								
				3218	3578	3932	4290	4650			LP2S, LPF2S	
3251	3607	3964	4320	4680	LW2S, LWF2S, LMRA2S							
3306	3665	4022	4380	4737	LWS2, LWF2, LWR2							
3395	3751	4110	4466	4824	VWS2, VWF2S							
3395	3751	4110	4466	4824	VWS2, VWF2, VWR2							
Chrome, Nickel and Transparent Powder Coat												
3499	3856	4216	4570	4928		LP2S, LPF2S						
3530	3887	4246	4601	4960		LW2S, LWF2S, LMRA2S						
3586	3947	4304	4659	5017		LWS2, LWF2, LWR2						
3674	4032	4391	4749	5105		VWS2, VWF2S						
3674	4032	4391	4749	5105		VWS2, VWF2, VWR2						
	55" Frame Consists of: Upholstered Seats 20" Upholstered Backs 22" 11" Top - Center		71	Standard Powder Coat					 LP2S, LPF2S  LW2S, LWF2S, LMRA2S  LWS2, LWF2, LWR2  VWS2, VWF2S  VWS2, VWF2, VWR2			
				3218	3578	3932	4290	4650			LP2S, LPF2S	
				3251	3607	3964	4320	4680			LW2S, LWF2S, LMRA2S	
				3306	3665	4022	4380	4737			LWS2, LWF2, LWR2	
				3395	3751	4110	4466	4824			VWS2, VWF2S	
				3395	3751	4110	4466	4824			VWS2, VWF2, VWR2	
				Chrome, Nickel and Transparent Powder Coat								
				3499	3856	4216	4570	4928				LP2S, LPF2S
				3530	3887	4246	4601	4960				LW2S, LWF2S, LMRA2S
				3586	3947	4304	4659	5017				LWS2, LWF2, LWR2
				3674	4032	4391	4749	5105				VWS2, VWF2S
				3674	4032	4391	4749	5105				VWS2, VWF2, VWR2
				Chrome, Nickel and Transparent Powder Coat								
				3750	4155	4557	4958	5360			LP2S, LPF2S	
3780	4181	4589	4990	5392	LW2S, LWF2S, LMRA2S							
3841	4244	4646	5046	5450	LWS2, LWF2, LWR2							
3927	4330	4735	5136	5537	VWS2, VWF2S							
3927	4330	4735	5136	5537	VWS2, VWF2, VWR2							
Chrome, Nickel and Transparent Powder Coat												
4118	4520	4923	5322	5727		LP2S, LPF2S						
4147	4551	4953	5354	5757		LW2S, LWF2S, LMRA2S						
4204	4608	5011	5410	5814		LWS2, LWF2, LWR2						
4295	4697	5101	5501	5903		VWS2, VWF2S						
4295	4697	5101	5501	5903		VWS2, VWF2, VWR2						
	55" Frame Consists of: Upholstered Seats 20" Upholstered Backs 22" 11" Top - Center Upholstered Arm - Right		79	Standard Powder Coat					 LP2S, LPF2S  LW2S, LWF2S, LMRA2S  LWS2, LWF2, LWR2  VWS2, VWF2S  VWS2, VWF2, VWR2			
				3750	4155	4557	4958	5360			LP2S, LPF2S	
				3780	4181	4589	4990	5392			LW2S, LWF2S, LMRA2S	
				3841	4244	4646	5046	5450			LWS2, LWF2, LWR2	
				3927	4330	4735	5136	5537			VWS2, VWF2S	
				3927	4330	4735	5136	5537			VWS2, VWF2, VWR2	
				Chrome, Nickel and Transparent Powder Coat								
				4118	4520	4923	5322	5727				LP2S, LPF2S
				4147	4551	4953	5354	5757				LW2S, LWF2S, LMRA2S
				4204	4608	5011	5410	5814				LWS2, LWF2, LWR2
				4295	4697	5101	5501	5903				VWS2, VWF2S
				4295	4697	5101	5501	5903				VWS2, VWF2, VWR2
				Chrome, Nickel and Transparent Powder Coat								
				4118	4520	4923	5322	5727			LP2S, LPF2S	
4147	4551	4953	5354	5757	LW2S, LWF2S, LMRA2S							
4204	4608	5011	5410	5814	LWS2, LWF2, LWR2							
4295	4697	5101	5501	5903	VWS2, VWF2S							
4295	4697	5101	5501	5903	VWS2, VWF2, VWR2							
	55" Frame Consists of: Upholstered Seats 20" Upholstered Backs 22" 11" Top - Center Upholstered Arm - Left		79	Standard Powder Coat					 LP2S, LPF2S  LW2S, LWF2S, LMRA2S  LWS2, LWF2, LWR2  VWS2, VWF2S  VWS2, VWF2, VWR2			
				3750	4155	4557	4958	5360			LP2S, LPF2S	
				3780	4181	4589	4990	5392			LW2S, LWF2S, LMRA2S	
				3841	4244	4646	5046	5450			LWS2, LWF2, LWR2	
				3927	4330	4735	5136	5537			VWS2, VWF2S	
				3927	4330	4735	5136	5537			VWS2, VWF2, VWR2	
				Chrome, Nickel and Transparent Powder Coat								
				4118	4520	4923	5322	5727				LP2S, LPF2S
				4147	4551	4953	5354	5757				LW2S, LWF2S, LMRA2S
				4204	4608	5011	5410	5814				LWS2, LWF2, LWR2
				4295	4697	5101	5501	5903				VWS2, VWF2S
				4295	4697	5101	5501	5903				VWS2, VWF2, VWR2



















COM Yardage
Refer to page 114.

To Order, Specify...

- 1 Model Number
- 2 Frame Color
- 3 Upholstery Selection
- 4 Bench Options



Questions?
1.800.876.2120

Style	Description	Model #	Product Wt	material > grade >						Top
				Fabric Grade 2 or COM	Fabric Grade 3	Fabric Grade 4	Fabric Grade 5	Fabric Grade 6		
 IM2055 15 HC	55" Frame Consists of: Upholstered Seats 20" Upholstered Backs 22" 11" Top - Center Upholstered Arms - Right & Left	IM2055 14 HC	87	Standard Powder Coat						 LP2S  LW2S  LWF2S  LMRA2S  LWS2  LWR2  VWS2  VWF2  VWR2
				4284	4734	5181	5624	6072	LP2S, LPF2S	
				4313	4761	5212	5655	6102	LW2S, LWF2S, LMRA2S	
				4373	4821	5268	5713	6161	LWS2, LWF2, LWR2	
				4460	4907	5356	5802	6248	VW2S, VWF2S	
				4460	4907	5356	5802	6248	VWS2, VWF2, VWR2	
				Chrome, Nickel and Transparent Powder Coat						
				4736	5183	5631	6076	6525	LP2S, LPF2S	
				4763	5214	5661	6106	6553	LW2S, LWF2S, LMRA2S	
				4823	5270	5719	6163	6610	LWS2, LWF2, LWR2	
		4911	5359	5806	6252	6700	VW2S, VWF2S			
		4911	5359	5806	6252	6700	VWS2, VWF2, VWR2			
		IM2055 15 HC	101	Standard Powder Coat						 LP2S, LPF2S  LW2S, LWF2S, LMRA2S  LWF2S  LWS2  LWR2  VWS2  VWF2  VWR2
				5352	5888	6426	6959	7497	LP2S, LPF2S	
				5381	5917	6455	6989	7527	LW2S, LWF2S, LMRA2S	
				5437	5974	6513	7047	7585	LWS2, LWF2, LWR2	
				5526	6063	6602	7137	7675	VW2S, VWF2S	
				5526	6063	6602	7137	7675	VWS2, VWF2, VWR2	
				Chrome, Nickel and Transparent Powder Coat						
				5971	6509	7045	7580	8117	LP2S, LPF2S	
6003	6538			7075	7610	8148	LW2S, LWF2S, LMRA2S			
6059	6598			7136	7672	8206	LWS2, LWF2, LWR2			
6148	6684	7223	7755	8295	VW2S, VWF2S					
6148	6684	7223	7755	8295	VWS2, VWF2, VWR2					


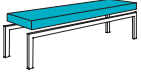




COM Yardage
Refer to page 114.

Finish Options	Price	Arm Options	Code	Price	Custom Charges	Code	Price
Powder Coat - Premium	\$ 147	Fully Upholstered Arm (each)	ZFA	\$ -71	Powder Coat Alternative (per color)	OPA	call
					Custom PVC Color Match	OCF	call
					Stain Finish Match (per finish)	OSM	\$ 894
		Top Options					
		Special Laminate	TSP	call			
		Custom Cutout (per cutout)	TCC	\$ 107			
		Seat Options					
		Cleanout Cushion (per seat)	UCC	\$ 20			



Questions?

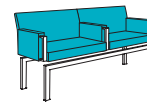
1.800.876.2120

		material > grade >		Fabric Grade 2 or COM	Fabric Grade 3	Fabric Grade 4	Fabric Grade 5	Fabric Grade 6	Top	
Style	Description	Model #	Product Wt							
 <p>IM2066 04</p>	Seat Only 66" Frame Consists of: Upholstered Seat 64"		61	Standard Powder Coat						
				1753	2022	2289	2558	2825	N/A	
					Chrome, Nickel and Transparent Powder Coat					
					2264	2534	2802	3070	3338	N/A
	66" Frame Upholstered Seat 64" Upholstered Backs 22"		IM2066 02	88	Standard Powder Coat					
					3856	4395	4932	5462	6003	N/A
					Chrome, Nickel and Transparent Powder Coat					
					4369	4906	5446	5974	6513	N/A
	66" Frame Upholstered Seat 64" Upholstered Backs 22" Upholstered Arm - Right		IM2066 03R	96	Standard Powder Coat					
					4390	4972	5555	6132	6713	N/A
				Chrome, Nickel and Transparent Powder Coat						
				4990	5570	6151	6729	7310	N/A	
66" Frame Upholstered Seat 64" Upholstered Backs 22" Upholstered Arm - Left		IM2066 03L	96	Standard Powder Coat						
				4390	4972	5555	6132	6713	N/A	
				Chrome, Nickel and Transparent Powder Coat						
				4990	5570	6151	6729	7310	N/A	
66" Frame Upholstered Seat 64" Upholstered Backs 22" Upholstered Arms - Right & Left		IM2066 04	104	Standard Powder Coat						
				4923	5550	6178	6800	7426	N/A	
				Chrome, Nickel and Transparent Powder Coat						
				5607	6234	6859	7479	8108	N/A	

COM Yardage
Refer to page 114.

To Order, Specify...

- 1 Model Number
- 2 Frame Color
- 3 Upholstery Selection
- 4 Bench Options



Questions?
1.800.876.2120

		material > grade >	Fabric Grade 2 or COM	Fabric Grade 3	Fabric Grade 4	Fabric Grade 5	Fabric Grade 6	Top		
Style	Description	Model #	Product Wt							
 <p>IM2066 D05</p>	Seat Only 66" Frame Consists of: Upholstered Seats 31"	 IM2066 D01	59	Standard Powder Coat					N/A	
				1952	2219	2489	2758	3025		
	Chrome, Nickel and Transparent Powder Coat									
	2463					2730	3002	3268	3538	N/A
	66" Frame Consists of: Upholstered Seats 31" Upholstered Backs 33"	 IM2066 D02	87	Standard Powder Coat					N/A	
				3842	4380	4917	5453	5990		
	Chrome, Nickel and Transparent Powder Coat									
	4352					4892	5428	5966	6502	N/A
	66" Frame Consists of: Upholstered Seats 31" Upholstered Backs 33" Upholstered Arm - Right	 IM2066 D03R	95	Standard Powder Coat					N/A	
				4374	4957	5538	6120	6703		
	Chrome, Nickel and Transparent Powder Coat									
	4971					5554	6135	6718	7300	N/A
66" Frame Consists of: Upholstered Seats 31" Upholstered Backs 33" Upholstered Arm - Left	 IM2066 D03L	95	Standard Powder Coat					N/A		
			4374	4957	5538	6120	6703			
Chrome, Nickel and Transparent Powder Coat										
4971					5554	6135	6718	7300	N/A	
66" Frame Consists of: Upholstered Seats 31" Upholstered Backs 33" Upholstered Arms - Right & Left	 IM2066 D04	103	Standard Powder Coat					N/A		
			4906	5534	6161	6789	7415			
Chrome, Nickel and Transparent Powder Coat										
5589					6215	6845	7471	8096	N/A	
66" Frame Consists of: Upholstered Seats 31" Upholstered Backs 33" Upholstered Arms - Right, Left & Center	 IM2066 D05	111	Standard Powder Coat					N/A		
			5440	6112	6782	7455	8129			
Chrome, Nickel and Transparent Powder Coat										
6209					6880	7550	8224	8894	N/A	

COM Yardage
Refer to page 114.

Finish Options	Price	Arm Options	Code	Price	Custom Charges	Code	Price
Powder Coat - Premium	\$ 147	Fully Upholstered Arm (each)	ZFA	\$ -71	Powder Coat Alternative (per color)	OPA	call

Accessories

Bolster (Grade 2/COM)	AIB2	\$ 227
Bolster (Grade 3)	AIB3	\$ 271
Bolster (Grade 4)	AIB4	\$ 316
Bolster (Grade 5)	AIB5	\$ 362
Bolster (Grade 6)	AIB6	\$ 406


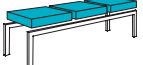



Seat Options

Cleanout Cushion (per seat)	UCC	\$ 20
-----------------------------------	-----	-------



Questions?

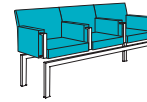
1.800.876.2120

		material > grade >	Fabric Grade 2 or COM	Fabric Grade 3	Fabric Grade 4	Fabric Grade 5	Fabric Grade 6	Top	
Style	Description	Model #	Product Wt						
 <p>IM2066 T05</p>	<p>Seat Only</p> <p>66" Frame Consists of: Upholstered Seats 20"</p> 	<p>IM2066 T01</p>	<p>57</p>	Standard Powder Coat					
				2157	2425	2695	2962	3231	N/A
				Chrome, Nickel and Transparent Powder Coat					
				2670	2936	3205	3476	3743	N/A
	<p>66" Frame Consists of: Upholstered Seats 20" Upholstered Backs 22"</p> 	<p>IM2066 T02</p>	<p>87</p>	Standard Powder Coat					
				4263	4799	5339	5869	6406	N/A
				Chrome, Nickel and Transparent Powder Coat					
				4773	5311	5849	6383	6919	N/A
	<p>66" Frame Consists of: Upholstered Seats 20" Upholstered Backs 22" Upholstered Arm - Right</p> 	<p>IM2066 T03R</p>	<p>95</p>	Standard Powder Coat					
				4795	5377	5960	6536	7118	N/A
				Chrome, Nickel and Transparent Powder Coat					
				5393	5973	6557	7136	7717	N/A
	<p>66" Frame Consists of: Upholstered Seats 20" Upholstered Backs 22" Upholstered Arm - Left</p> 	<p>IM2066 T03L</p>	<p>95</p>	Standard Powder Coat					
				4795	5377	5960	6536	7118	N/A
				Chrome, Nickel and Transparent Powder Coat					
				5393	5973	6557	7136	7717	N/A


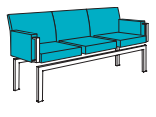
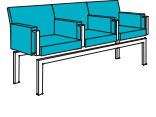
COM Yardage
Refer to page 114.

To Order, Specify...

- 1 Model Number
- 2 Frame Color
- 3 Upholstery Selection
- 4 Bench Options



[Questions?](#)
1.800.876.2120

		material > grade >		Fabric Grade 2 or COM	Fabric Grade 3	Fabric Grade 4	Fabric Grade 5	Fabric Grade 6	Top	
Style	Description	Model #	Product Wt							
 IM2066 T05	Seat Only 66" Frame Consists of: Upholstered Seats 20" Upholstered Backs 22" Upholstered Arms - Right & Left	 IM2066 T04	103	Standard Powder Coat						
				5328	5955	6582	7205	7833	N/A	
	Chrome, Nickel and Transparent Powder Coat									
				6011	6636	7263	7888	8515	N/A	
	66" Frame Consists of: Upholstered Seats 20" Upholstered Backs 22" Upholstered Arms - Right, Left & Center	 IM2066 T05	119	Standard Powder Coat						
				6394	7111	7826	8539	9255	N/A	
	Chrome, Nickel and Transparent Powder Coat									
				7245	7962	8677	9392	10109	N/A	

COM Yardage
Refer to page 114.

Finish Options	Price	Arm Options	Code	Price	Custom Charges	Code	Price
Powder Coat - Premium	\$ 147	Fully Upholstered Arm (each)	ZFA	\$ -71	Powder Coat Alternative (per color)	OPA	call

Accessories

Bolster (Grade 2/COM)	AIB2	\$ 227
Bolster (Grade 3)	AIB3	\$ 271
Bolster (Grade 4)	AIB4	\$ 316
Bolster (Grade 5)	AIB5	\$ 362
Bolster (Grade 6)	AIB6	\$ 406






Seat Options

Cleanout Cushion (per seat)	UCC	\$ 20
-----------------------------------	-----	-------



Questions?

1.800.876.2120

Style	Description	Model #	Product Wt	material > grade >					Top
				Fabric Grade 2 or COM	Fabric Grade 3	Fabric Grade 4	Fabric Grade 5	Fabric Grade 6	
 <i>IM2066 15 HC</i>	66" Frame <i>Consists of:</i> Upholstered Seats 20" & 31" 11" Top - Center 	IM2066 11 HC	62	Standard Powder Coat					LP2S, LPF2S LW2S, LWF2S, LMRA2S LWS2, LWF2, LWR2 VW2S, VWF2S VWS2, VWF2, VWR2
				1965	2188	2415	2638	2863	
				1998	2219	2445	2669	2891	
				2054	2278	2501	2726	2950	
				2140	2366	2589	2814	3038	
				2140	2366	2589	2814	3038	
				Chrome, Nickel and Transparent Powder Coat					
				2476	2702	2927	3151	3373	
				2509	2730	2955	3180	3403	
				2566	2789	3014	3236	3462	
				2654	2878	3102	3326	3549	
				2654	2878	3102	3326	3549	
					66" Frame <i>Consists of:</i> Upholstered Seats 20" & 31" Upholstered Backs 22" & 33" 11" Top - Center 	IM2066 12 HC	85	Standard Powder Coat	
3612	4060	4509	4955					5403	
3642	4092	4538	4984					5433	
3700	4148	4596	5043					5490	
3789	4236	4685	5133					5580	
3789	4236	4685	5133					5580	
Chrome, Nickel and Transparent Powder Coat									
4125	4574	5019	5467					5914	
4155	4602	5050	5498					5944	
4212	4661	5109	5555					6004	
4301	4750	5197	5643					6092	
4301	4750	5197	5643					6092	
	66" Frame <i>Consists of:</i> Upholstered Seats 20" & 31" Upholstered Backs 22" & 33" 11" Top - Center Upholstered Arm - Right 	IM2066 13R HC	93					Standard Powder Coat	
				4145	4639	5133	5622	6116	
				4175	4667	5160	5653	6145	
				4233	4727	5219	5708	6202	
				4321	4814	5307	5800	6291	
				4321	4814	5307	5800	6291	
				Chrome, Nickel and Transparent Powder Coat					
				4743	5237	5729	6219	6710	
				4772	5265	5758	6248	6743	
				4831	5322	5815	6307	6801	
				4920	5410	5904	6395	6888	
				4920	5410	5904	6395	6888	
					66" Frame <i>Consists of:</i> Upholstered Seats 20" & 31" Upholstered Backs 22" & 33" 11" Top - Center Upholstered Arm - Left 	IM2066 13L HC	93	Standard Powder Coat	
4145	4639	5133	5622					6116	
4175	4667	5160	5653					6145	
4233	4727	5219	5708					6202	
4321	4814	5307	5800					6291	
4321	4814	5307	5800					6291	
Chrome, Nickel and Transparent Powder Coat									
4743	5237	5729	6219					6710	
4772	5265	5758	6248					6743	
4831	5322	5815	6307					6801	
4920	5410	5904	6395					6888	
4920	5410	5904	6395					6888	



LP2S



LPF2S



LW2S



LWS2



LWF2S



LMRA2S



LWS2



LWF2



LWR2



VW2S



VWF2S



VWS2



VWF2

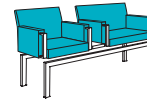


VWR2


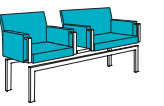
COM Yardage
Refer to page 114.

To Order, Specify...

- 1 Model Number
- 2 Frame Color
- 3 Upholstery Selection
- 4 Bench Options



Questions?
1.800.876.2120

		material > grade >	Fabric Grade 2 or COM	Fabric Grade 3	Fabric Grade 4	Fabric Grade 5	Fabric Grade 6	Top				
Style	Description	Model #	Product Wt									
 <p>IM2066 15 HC</p>	Seat & Top 66" Frame Consists of: Upholstered Seats 20" & 31" Upholstered Backs 22" & 33" 11" Top - Center Upholstered Arms - Right & Left	IM2066 14 HC	101	Standard Powder Coat								
				4680	5216	5754	6289	6826	LP2S, LPF2S			
				4709	5246	5783	6318	6856	LW2S, LWF2S, LMRA2S			
				4764	5305	5842	6377	6914	LWS2, LWF2, LWR2			
				4856	5393	5932	6466	7002	VW2S, VWF2S			
				4856	5393	5932	6466	7002	VWS2, VWF2, VWR2			
				Chrome, Nickel and Transparent Powder Coat								
				5360	5898	6437	6969	7510	LP2S, LPF2S			
				5392	5931	6466	7001	7540	LW2S, LWF2S, LMRA2S			
				5450	5987	6525	7060	7598	LWS2, LWF2, LWR2			
				5537	6074	6610	7147	7685	VW2S, VWF2S			
				5537	6074	6610	7147	7685	VWS2, VWF2, VWR2			
					IM2066 15 HC	117	Standard Powder Coat					
							5745	6371	6998	7624	8252	LP2S, LPF2S
							5774	6402	7030	7653	8280	LW2S, LWF2S, LMRA2S
5833	6458	7087	7714				8340	LWS2, LWF2, LWR2				
5919	6548	7174	7798				8427	VW2S, VWF2S				
5919	6548	7174	7798				8427	VWS2, VWF2, VWR2				
Chrome, Nickel and Transparent Powder Coat												
6598	7224	7851	8479				9104	LP2S, LPF2S				
6629	7255	7881	8507				9134	LW2S, LWF2S, LMRA2S				
6684	7311	7938	8565				9190	LWS2, LWF2, LWR2				
6774	7399	8028	8652				9280	VW2S, VWF2S				
6774	7399	8028	8652				9280	VWS2, VWF2, VWR2				




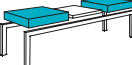



COM Yardage
Refer to page 114.

Finish Options	Price	Arm Options	Code	Price	Custom Charges	Code	Price
Powder Coat - Premium	\$ 147	Fully Upholstered Arm (each)	ZFA	\$ -71	Powder Coat Alternative (per color)	OPA	call
					Custom PVC Color Match	OCF	call
					Stain Finish Match (per finish)	OSM	\$ 894
		Top Options					
		Special Laminate	TSP	call			
		Custom Cutout (per cutout)	TCC	\$ 107			
		Seat Options					
		Cleanout Cushion (per seat)	UCC	\$ 20			



Questions?

1.800.876.2120

Style	Description	Model #	Product Wt	material > grade >					Top
				Fabric Grade 2 or COM	Fabric Grade 3	Fabric Grade 4	Fabric Grade 5	Fabric Grade 6	
 <i>IM2066 15 FC</i>	66" Frame <i>Consists of:</i> Upholstered Seats 20" 22" Top - Center		61	Standard Powder Coat					
				1912	2090	2272	2450	2627	LP2S, LPF2S
				1925	2104	2283	2462	2640	LW2S, LWF2S, LMRA2S
				2064	2243	2423	2601	2781	LWS2, LWF2, LWR2
				2101	2278	2459	2637	2815	VW2S, VWF2S
				2101	2278	2459	2637	2815	VWS2, VWF2, VWR2
				Chrome, Nickel and Transparent Powder Coat					
				2424	2605	2782	2961	3144	LP2S, LPF2S
				2436	2615	2795	2974	3154	LW2S, LWF2S, LMRA2S
				2575	2755	2934	3115	3294	LWS2, LWF2, LWR2
				2611	2789	2971	3149	3328	VW2S, VWF2S
				2611	2789	2971	3149	3328	VWS2, VWF2, VWR2
					66" Frame <i>Consists of:</i> Upholstered Seats 20" Upholstered Backs 22" 22" Top - Center		79	Standard Powder Coat	
3316	3672	4031	4387					4746	LP2S, LPF2S
3328	3686	4044	4399					4758	LW2S, LWF2S, LMRA2S
3468	3825	4181	4541					4898	LWS2, LWF2, LWR2
3504	3859	4219	4575					4932	VW2S, VWF2S
3504	3859	4219	4575					4932	VWS2, VWF2, VWR2
Chrome, Nickel and Transparent Powder Coat									
3827	4187	4544	4899					5258	LP2S, LPF2S
3841	4199	4556	4911					5269	LW2S, LWF2S, LMRA2S
3979	4339	4697	5051					5409	LWS2, LWF2, LWR2
4016	4373	4730	5086					5446	VW2S, VWF2S
4016	4373	4730	5086					5446	VWS2, VWF2, VWR2
	66" Frame <i>Consists of:</i> Upholstered Seats 20" Upholstered Backs 22" 22" Top - Center Upholstered Arm - Right		87					Standard Powder Coat	
				3849	4251	4654	5053	5458	LP2S, LPF2S
				3859	4264	4665	5066	5469	LW2S, LWF2S, LMRA2S
				4000	4405	4807	5208	5610	LWS2, LWF2, LWR2
				4033	4438	4843	5243	5645	VW2S, VWF2S
				4033	4438	4843	5243	5645	VWS2, VWF2, VWR2
				Chrome, Nickel and Transparent Powder Coat					
				4446	4849	5251	5653	6054	LP2S, LPF2S
				4458	4860	5264	5663	6065	LW2S, LWF2S, LMRA2S
				4599	5000	5404	5804	6209	LWS2, LWF2, LWR2
				4631	5037	5437	5839	6242	VW2S, VWF2S
				4631	5037	5437	5839	6242	VWS2, VWF2, VWR2
					66" Frame <i>Consists of:</i> Upholstered Seats 20" Upholstered Backs 22" 22" Top - Center Upholstered Arm - Left		87	Standard Powder Coat	
3849	4251	4654	5053					5458	LP2S, LPF2S
3859	4264	4665	5066					5469	LW2S, LWF2S, LMRA2S
4000	4405	4807	5208					5610	LWS2, LWF2, LWR2
4033	4438	4843	5243					5645	VW2S, VWF2S
4033	4438	4843	5243					5645	VWS2, VWF2, VWR2
Chrome, Nickel and Transparent Powder Coat									
4446	4849	5251	5653					6054	LP2S, LPF2S
4458	4860	5264	5663					6065	LW2S, LWF2S, LMRA2S
4599	5000	5404	5804					6209	LWS2, LWF2, LWR2
4631	5037	5437	5839					6242	VW2S, VWF2S
4631	5037	5437	5839					6242	VWS2, VWF2, VWR2



LP2S



LW2S



LWS2



VW2S



LWF2S



LMRA2S



LWS2



LWF2



LWR2



VW2S



VWF2S



VWS2



VWF2




VWR2































COM Yardage
Refer to page 114.

To Order, Specify...

- 1 Model Number
- 2 Frame Color
- 3 Upholstery Selection
- 4 Bench Options



Questions?
1.800.876.2120

Style	Description	Model #	Product Wt	material > grade >	Fabric Grade 2 or COM	Fabric Grade 3	Fabric Grade 4	Fabric Grade 5	Fabric Grade 6	Top		
 IM2066 15 FC	66" Frame Consists of: Upholstered Seats 20" Upholstered Backs 22" 22" Top - Center Upholstered Arms - Right & Left	IM2066 14 FC	95		Standard Powder Coat						LP2S, LPF2S	
					4382	4829	5276	5724	6169	LP2S, LPF2S		
					4392	4843	5290	5733	6184	LW2S, LWF2S, LMRA2S		
					4535	4982	5430	5875	6320	LWS2, LWF2, LWR2		
					4567	5015	5462	5909	6356	VW2S, VWF2S		
					4567	5015	5462	5909	6356	VWS2, VWF2, VWR2		
					Chrome, Nickel and Transparent Powder Coat						LP2S, LPF2S	
					5064	5511	5960	6404	6851	LP2S, LPF2S		
					5075	5523	5971	6417	6862	LW2S, LWF2S, LMRA2S		
					5216	5663	6112	6557	7005	LWS2, LWF2, LWR2		
					5250	5699	6147	6592	7038	VW2S, VWF2S		
					5250	5699	6147	6592	7038	VWS2, VWF2, VWR2		
					Chrome, Nickel and Transparent Powder Coat						LP2S, LPF2S	
					5449	5986	6523	7058	7593	LP2S, LPF2S		
					5459	5995	6534	7068	7606	LW2S, LWF2S, LMRA2S		
5599	6138	6675	7209	7747	LWS2, LWF2, LWR2							
5634	6170	6708	7243	7783	VW2S, VWF2S							
5634	6170	6708	7243	7783	VWS2, VWF2, VWR2							
 IM2066 15 FC	66" Frame Consists of: Upholstered Seats 20" Upholstered Backs 22" 19" Top - Center Upholstered Arms - (2) Right & (2) Left	IM2066 15 FC	110		Standard Powder Coat						LP2S, LPF2S	
					5449	5986	6523	7058	7593	LP2S, LPF2S		
					5459	5995	6534	7068	7606	LW2S, LWF2S, LMRA2S		
					5599	6138	6675	7209	7747	LWS2, LWF2, LWR2		
					5634	6170	6708	7243	7783	VW2S, VWF2S		
					5634	6170	6708	7243	7783	VWS2, VWF2, VWR2		
					Chrome, Nickel and Transparent Powder Coat						LP2S, LPF2S	
					6300	6839	7375	7908	8447	LP2S, LPF2S		
					6312	6849	7386	7923	8458	LW2S, LWF2S, LMRA2S		
					6452	6989	7527	8061	8598	LWS2, LWF2, LWR2		
					6488	7025	7560	8095	8633	VW2S, VWF2S		
					6488	7025	7560	8095	8633	VWS2, VWF2, VWR2		
					Chrome, Nickel and Transparent Powder Coat						LP2S, LPF2S	
					6300	6839	7375	7908	8447	LP2S, LPF2S		
					6312	6849	7386	7923	8458	LW2S, LWF2S, LMRA2S		
6452	6989	7527	8061	8598	LWS2, LWF2, LWR2							
6488	7025	7560	8095	8633	VW2S, VWF2S							
6488	7025	7560	8095	8633	VWS2, VWF2, VWR2							


COM Yardage
Refer to page 114.

Finish Options	Price	Wire Management Options	Code	Price	Accessories	Code	Price
Powder Coat - Premium	\$ 147	1 Oval Brush Grommet	WOG	\$ 86	Bolster (Grade 2/COM)	AIB2	\$ 227
		1 Round Grommet	WRG	\$ 68	Bolster (Grade 3)	AIB3	\$ 271
Arm Options					Bolster (Grade 4)	AIB4	\$ 316
Fully Upholstered Arm (each)	ZFA \$ -71	Power and Data Options			Bolster (Grade 5)	AIB5	\$ 362
		Please reference the Power & Data Price List			Bolster (Grade 6)	AIB6	\$ 406
Top Options					Custom Charges	Code	Price
Special Laminate	TSP call				Powder Coat Alternative (per color)	OPA	call
Custom Cutout (per cutout)	TCC \$ 107				Custom PVC Color Match	OCP	call
Seat Options					Stain Finish Match (per finish)	OSM	\$ 894
Cleanout Cushion (per seat)	UCC \$ 20						



Questions?

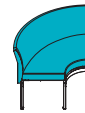
1.800.876.2120

		material > grade >	Fabric Grade 2 or COM	Fabric Grade 3	Fabric Grade 4	Fabric Grade 5	Fabric Grade 6	Top	
Style	Description	Model #	Product Wt						
 <p><i>IM2090CT 02 IS</i></p>	Seat Only 30 Degree Consists of: Upholstered Seat Upholstered Back	IM2030CT 02 IS	38	Standard Powder Coat					N/A
				2032	2236	2439	2645	2847	
				Chrome, Nickel and Transparent Powder Coat					
				2400	2605	2807	3013	3214	
	45 Degree Consists of: Upholstered Seat Upholstered Back	IM2045CT 02 IS	41	Standard Powder Coat					
				2134	2375	2620	2863	3106	
				Chrome, Nickel and Transparent Powder Coat					
				2486	2728	2973	3214	3458	
60 Degree Consists of: Upholstered Seat Upholstered Back	IM2060CT 02 IS	41	Standard Powder Coat						
			2252	2523	2805	3080	3361		
			Chrome, Nickel and Transparent Powder Coat						
			2583	2855	3134	3413	3691		
90 Degree Consists of: Upholstered Seat Upholstered Back	IM2090CT 02 IS	42	Standard Powder Coat						
			2368	2689	3008	3329	3651		
			Chrome, Nickel and Transparent Powder Coat						
			2680	3003	3322	3642	3963		




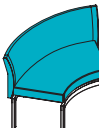
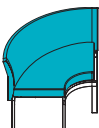
COM Yardage
Refer to page 114.

To Order, Specify...

- 1 Model Number
- 2 Frame Color
- 3 Upholstery Selection
- 4 Bench Options



Questions?
1.800.876.2120

		material > grade >	Fabric Grade 2 or COM	Fabric Grade 3	Fabric Grade 4	Fabric Grade 5	Fabric Grade 6	Top	
Style	Description	Model #	Product	Wt					
 IM2045CT 02 OS	Seat Only 30 Degree Consists of: Upholstered Seat Upholstered Back	 IM2030CT 02 OS	39	Standard Powder Coat					N/A
				2104	2341	2577	2815	3051	
				Chrome, Nickel and Transparent Powder Coat					
				2470	2707	2946	3182	3417	
				45 Degree					
				IM2045CT 02 OS					
	45 Degree Consists of: Upholstered Seat Upholstered Back	 IM2045CT 02 OS	44	Standard Powder Coat					N/A
				2241	2516	2794	3069	3343	
				Chrome, Nickel and Transparent Powder Coat					
				2592	2868	3147	3419	3695	
				60 Degree					
				IM2060CT 02 OS					
60 Degree Consists of: Upholstered Seat Upholstered Back	 IM2060CT 02 OS	46	Standard Powder Coat					N/A	
			2392	2705	3027	3345	3666		
			Chrome, Nickel and Transparent Powder Coat						
			2723	3037	3362	3677	3998		
			90 Degree						
			IM2090CT 02 OS						
90 Degree Consists of: Upholstered Seat Upholstered Back	 IM2090CT 02 OS	50	Standard Powder Coat					N/A	
			2501	2865	3226	3588	3952		
			Chrome, Nickel and Transparent Powder Coat						
			2815	3179	3540	3902	4267		






COM Yardage
Refer to page 114.

Finish Options	Price	Accessories	Code	Price	Custom Charges	Code	Price
Powder Coat - Premium	\$ 147	Bolster (Grade 2/COM)	AIB2	\$ 227	Powder Coat Alternative (per color)	OPA	call
		Bolster (Grade 3)	AIB3	\$ 271	Custom PVC Color Match	OCP	call
		Bolster (Grade 4)	AIB4	\$ 316	Stain Finish Match (per finish)	OSM	\$ 894
		Bolster (Grade 5)	AIB5	\$ 362			
		Bolster (Grade 6)	AIB6	\$ 406			
		Seat Options					
		Cleanout Cushion (per seat)	UCC	\$ 20			



Questions?

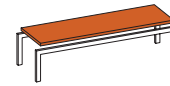
1.800.876.2120

				material > grade >	Fabric Grade 2 or COM	Fabric Grade 3	Fabric Grade 4	Fabric Grade 5	Fabric Grade 6	Top	
Style	Description	Model #	Product Wt								
 <p><i>IM2090CT 01</i></p>	Seat Only 30 Degree Consists of: Upholstered Seat 	IM2030CT 01	26	Standard Powder Coat							
				1366	1478	1590	1702	1812	N/A		
				Chrome, Nickel and Transparent Powder Coat							
				1550	1661	1773	1885	1998	N/A		
				Standard Powder Coat							
				1452	1588	1722	1856	1987	N/A		
	45 Degree Consists of: Upholstered Seat 	IM2045CT 01	29	Standard Powder Coat							
				1628	1763	1897	2030	2165	N/A		
				Chrome, Nickel and Transparent Powder Coat							
				1543	1690	1846	1999	2150	N/A		
				Standard Powder Coat							
				1638	1819	1998	2176	2354	N/A		
60 Degree Consists of: Upholstered Seat 	IM2060CT 01	30	Standard Powder Coat								
			1708	1857	2010	2163	2316	N/A			
			Chrome, Nickel and Transparent Powder Coat								
			1794	1975	2153	2330	2511	N/A			
			Standard Powder Coat								
			1638	1819	1998	2176	2354	N/A			
90 Degree Consists of: Upholstered Seat 	IM2090CT 01	32	Standard Powder Coat								
			1794	1975	2153	2330	2511	N/A			
			Chrome, Nickel and Transparent Powder Coat								
			1638	1819	1998	2176	2354	N/A			
			Standard Powder Coat								
			1638	1819	1998	2176	2354	N/A			

COM Yardage
Refer to page 114.

To Order, Specify...

- 1 Model Number
- 2 Frame Color
- 3 Upholstery Selection
- 4 Bench Options



Questions?
1.800.876.2120

Style	Description	Model #	Product Wt	edge >	LP2S LPF2S	LW2S LWF2S LMRA2S	LWS2 LWF2 LWR2	VW2S VWF2S	VWS2 VWF2 VWR2
	22" Frame Arm Application 20" x 18 1/4"	IMIL 2019REFX	26	Standard Powder Coat	686	698	840	874	874
				Chrome, Nickel and Transparent Powder Coat	755	767	908	940	940
	33" Frame Arm Application 20" x 29 1/4"	IMIL 2030REFX	38	Standard Powder Coat	864	880	1091	1142	1142
				Chrome, Nickel and Transparent Powder Coat	992	1011	1222	1274	1274
	44" Frame Arm Application 20" x 40 1/4"	IMIL 2041REFX	50	Standard Powder Coat	1056	1079	1359	1428	1428
				Chrome, Nickel and Transparent Powder Coat	1260	1282	1565	1633	1633
	55" Frame Arm Application 20" x 51 1/4"	IMIL 2052REFX	61	Standard Powder Coat	1292	1319	1672	1759	1759
				Chrome, Nickel and Transparent Powder Coat	1570	1600	1953	2038	2038
	66" Frame Arm Application 20" x 62 1/4"	IMIL 2063REFX	73	Standard Powder Coat	1422	1456	1879	1983	1983
				Chrome, Nickel and Transparent Powder Coat	1934	1968	2392	2497	2497



LP2S



LPF2S



LW2S



LWF2S



LMRA2S



LWS2



LWF2



LWR2



VW2S



VWF2S



VWS2



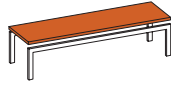
VWF2



VWR2





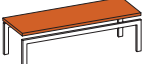
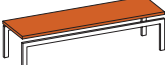
Finish Options	Price	Wire Management Options	Code	Price	Custom Charges	Code	Price
Powder Coat - Premium	\$ 147	1 Oval Brush Grommet	WOG	\$ 86	Powder Coat Alternative (per color)	OPA	call
		2 Oval Brush Grommets	W02	\$ 172	Custom PVC Color Match	OCF	call
		3 Oval Brush Grommets	W03	\$ 258	Stain Finish Match (per finish)	OSM	\$ 894
Top Options		1 Round Grommet	WRG	\$ 68			
Special Laminate	TSP call	2 Round Grommets	WR2	\$ 135			
Custom Cutout (per cutout)	TCC \$ 107	3 Round Grommets	WR3	\$ 202			

Power and Data Options
Please reference the Power & Data Price List



Questions?

1.800.876.2120

Style	Description	Model #	Product Wt	edge >				
				LP2S LPF2S	LW2S LWF2S LMRA2S	LWS2 LWF2 LWR2	VW2S VWF2S	VWS2 VWF2 VWR2
 <i>IMIL 2066REFX</i>	22" Frame	IMIL 2022REFX 	28	Standard Powder Coat				
	Armless Application 20" x 21 ¹⁵ / ₁₆ "			686	698	840	874	874
				Chrome, Nickel and Transparent Powder Coat				
				755	767	908	940	940
	33" Frame	IMIL 2033REFX 	41	Standard Powder Coat				
	Armless Application 20" x 32 ¹⁵ / ₁₆ "			864	880	1091	1142	1142
				Chrome, Nickel and Transparent Powder Coat				
				992	1011	1222	1274	1274
	44" Frame	IMIL 2044REFX 	53	Standard Powder Coat				
	Armless Application 20" x 43 ¹⁵ / ₁₆ "			1056	1079	1359	1428	1428
			Chrome, Nickel and Transparent Powder Coat					
			1260	1282	1565	1633	1633	
55" Frame	IMIL 2055REFX 	64	Standard Powder Coat					
Armless Application 20" x 54 ¹⁵ / ₁₆ "			1292	1319	1672	1759	1759	
			Chrome, Nickel and Transparent Powder Coat					
			1570	1600	1953	2038	2038	
66" Frame	IMIL 2066REFX 	75	Standard Powder Coat					
Armless Application 20" x 65 ¹⁵ / ₁₆ "			1422	1456	1879	1983	1983	
			Chrome, Nickel and Transparent Powder Coat					
			1934	1968	2392	2497	2497	



LP2S



LPF2S



LW2S



LWF2S



LMRA2S



LWS2



LWF2



LWR2



VW2S



VWF2S



VWS2



VWF2











VWR2

To Order, Specify...

- 1 Model Number
- 2 Frame Color
- 3 Top & Edge Style
- 4 Top Finish
- 5 Edge Color
- 6 Table Options



Questions?
1.800.876.2120

Style	Description	Model #	Product Wt	edge >				
				LP2S LPF2S	LW2S LWF2S LMRA2S	LWS2 LWF2 LWR2	VW2S VWF2S	VWS2 VWF2 VWR2
 IMIL 2045CTFX	Square	IMIL 20SQFX	29	Standard Powder Coat				
	Armless Application 20" x 20"				672	684	813	843
				Chrome, Nickel and Transparent Powder Coat				
				739	750	879	911	911
	Corner	IMIL 2028CRFX	46	Standard Powder Coat				
	Arm Application 20" x 27½"				1016	1031	1224	1272
				Chrome, Nickel and Transparent Powder Coat				
				1147	1164	1354	1404	1404
	Corner	IMIL 2030CRFX	49	Standard Powder Coat				
	Armless Application 20" x 29½"				1016	1031	1224	1272
				Chrome, Nickel and Transparent Powder Coat				
				1147	1164	1354	1404	1404
	30 Degree	IMIL 2030ACTFX	31	Standard Powder Coat				
	Arm Application 20" x 55" x 30"				1360	1376	1580	1632
			Chrome, Nickel and Transparent Powder Coat					
			1546	1563	1767	1819	1819	
30 Degree	IMIL 2030CTFX	34	Standard Powder Coat					
Armless Application 20" x 55" x 33"				1360	1376	1580	1632	1632
			Chrome, Nickel and Transparent Powder Coat					
			1546	1563	1767	1819	1819	
45 Degree	IMIL 2045ACTFX	38	Standard Powder Coat					
Arm Application 20" x 48" x 38"				1456	1476	1706	1763	1763
			Chrome, Nickel and Transparent Powder Coat					
			1632	1653	1882	1938	1938	
45 Degree	IMIL 2045CTFX	41	Standard Powder Coat					
Armless Application 20" x 48" x 42"				1456	1476	1706	1763	1763
			Chrome, Nickel and Transparent Powder Coat					
			1632	1653	1882	1938	1938	



LP2S



LPF2S



LW2S



LWF2S



LMRA2S



LWS2



LWF2



LWR2



VW2S



VWF2S



VWS2



VWF2



VWR2


Finish Options	Price	Wire Management Options	Code	Price	Custom Charges	Code	Price
Powder Coat - Premium	\$ 147	1 Oval Brush Grommet	WOG	\$ 86	Powder Coat Alternative (per color)	OPA	call
		2 Oval Brush Grommets	W02	\$ 172	Custom PVC Color Match	OCF	call
		3 Oval Brush Grommets	W03	\$ 258	Stain Finish Match (per finish)	OSM	\$ 894
Top Options		1 Round Grommet	WRG	\$ 68			
Special Laminate	TSP call	2 Round Grommets	WR2	\$ 135			
Custom Cutout (per cutout)	TCC \$ 107	3 Round Grommets	WR3	\$ 202			

Power and Data Options
Please reference the Power & Data Price List



Questions?

1.800.876.2120

Style	Description	Model #	Product Wt	edge >					
				LP2S LPF2S	LW2S LWF2S LMRA2S	LWS2 LWF2 LWR2	VW2S VWF2S	VWS2 VWF2 VWR2	
 IMIL 2090CTFX	60 Degree	IMIL 2060ACTFX	40	Standard Powder Coat					
	Arm Application 20" x 42" x 45"			1589	1609	1878	1944	1944	
					Chrome, Nickel and Transparent Powder Coat				
					1755	1774	2042	2111	2111
	60 Degree	IMIL 2060CTFX	43	Standard Powder Coat					
	Armless Application 20" x 42" x 48"			1589	1609	1878	1944	1944	
					Chrome, Nickel and Transparent Powder Coat				
					1755	1774	2042	2111	2111
90 Degree	IMIL 2090ACTFX	42	Standard Powder Coat						
Arm Application 20" x 30" x 48"			1685	1712	1735	2079	2079		
				Chrome, Nickel and Transparent Powder Coat					
				1843	1868	1892	2236	2236	
90 Degree	IMIL 2090CTFX	45	Standard Powder Coat						
Armless Application 20" x 30" x 52"			1685	1712	1735	2079	2079		
				Chrome, Nickel and Transparent Powder Coat					
				1843	1868	1892	2236	2236	



LP2S



LPF2S



LW2S



LWF2S



LMRA2S



LWS2



LWF2



LWR2



VW2S



VWF2S



VWS2



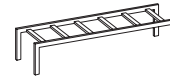
VWF2






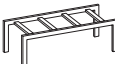
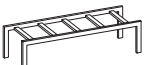
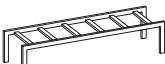



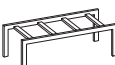
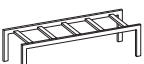
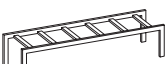
VWR2

To Order, Specify...

- 1 Model Number
- 2 Frame Color
- 3 Top & Edge Style
- 4 Top Finish
- 5 Edge Color
- 6 Table Options



Questions?
1.800.876.2120







Style	Description	Model #	Product Wt					
Seat Frame Only  <i>IMAC 2066 SF</i>	Frame Only	IMAC 2022 SF 	13	Standard Powder Coat				
	20" x 22"			523				
					Chrome, Nickel and Transparent Powder Coat			
					589			
	Frame Only	IMAC 2033 SF 	18	Standard Powder Coat				
	20" x 33"			617				
					Chrome, Nickel and Transparent Powder Coat			
					748			
	Frame Only	IMAC 2044 SF 	22	Standard Powder Coat				
	20" x 44"			726				
					Chrome, Nickel and Transparent Powder Coat			
					931			
Frame Only	IMAC 2055 SF 	26	Standard Powder Coat					
20" x 55"			880					
				Chrome, Nickel and Transparent Powder Coat				
				1163				
Frame Only	IMAC 2066 SF 	30	Standard Powder Coat					
20" x 66"			931					
				Chrome, Nickel and Transparent Powder Coat				
				1443				
Table Frame Only  <i>IMAC 2066 TF</i>	Frame Only	IMAC 2022 TF 	13	Standard Powder Coat				
	20" x 22"			523				
					Chrome, Nickel and Transparent Powder Coat			
					589			
	Frame Only	IMAC 2033 TF 	18	Standard Powder Coat				
	20" x 33"			617				
					Chrome, Nickel and Transparent Powder Coat			
					748			
	Frame Only	IMAC 2044 TF 	22	Standard Powder Coat				
	20" x 44"			726				
					Chrome, Nickel and Transparent Powder Coat			
					931			
Frame Only	IMAC 2055 TF 	26	Standard Powder Coat					
20" x 55"			880					
				Chrome, Nickel and Transparent Powder Coat				
				1163				
Frame Only	IMAC 2066 TF 	30	Standard Powder Coat					
20" x 66"			931					
				Chrome, Nickel and Transparent Powder Coat				
				1443				

Finish Options	Price	Wire Management Options	Code	Price	Custom Charges	Code	Price
Powder Coat - Premium	\$ 147	1 Oval Brush Grommet	WOG	\$ 86	Powder Coat Alternative (per color)	OPA	call
		2 Oval Brush Grommets	W02	\$ 172	Custom PVC Color Match	OCF	call
		3 Oval Brush Grommets	W03	\$ 258	Stain Finish Match (per finish)	OSM	\$ 894
Top Options		1 Round Grommet	WRG	\$ 68			
Special Laminate	TSP call	2 Round Grommets	WR2	\$ 135			
Custom Cutout (per cutout)	TCC \$ 107	3 Round Grommets	WR3	\$ 202			

Power and Data Options
Please reference the Power & Data Price List



Questions?
1.800.876.2120

		material > grade >	Fabric Grade 2 or COM	Fabric Grade 3	Fabric Grade 4	Fabric Grade 5	Fabric Grade 6	Top	
Style	Description	Model #	Product Wt						
 IMAC 2064US	Seat Only	IMAC 2020US	8						
	Upholstered Seat 20"			413	503	591	682	772	N/A
	Seat Only	IMAC 2031US	13						
	Upholstered Seat 31"			516	649	784	918	1054	N/A
	Seat Only	IMAC 2042US	18						
	Upholstered Seat 42"			619	798	978	1157	1335	N/A
Seat Only	IMAC 2053US	23							
Upholstered Seat 53"			715	938	1164	1385	1609	N/A	
Seat Only	IMAC 2064US	28							
Upholstered Seat 64"			826	1094	1365	1630	1901	N/A	

COM Yardage
Refer to page 114.

To Order, Specify...

- 1 Model Number
- 2 Upholstery Selection



Questions?
1.800.876.2120

		material > grade >	Fabric Grade 2 or COM	Fabric Grade 3	Fabric Grade 4	Fabric Grade 5	Fabric Grade 6	Top	
Style	Description	Model #	Product Wt						
 IMAC 2033UB	Arm	IMAC 2011UA	8	Standard Powder Coat					
	Upholstered Arm			536	582	626	671	716	N/A
				Chrome, Nickel and Transparent Powder Coat					
				622	668	713	758	801	N/A
	Arm	IMAC 2011MA	7	Standard Powder Coat					
	Dual Metal Upholstered Arm			648	691	737	782	826	N/A
			Chrome, Nickel and Transparent Powder Coat						
			729	774	821	865	909	N/A	
	Arm	IMAC 2011FA	5	397	443	483	531	576	N/A
	Fully Upholstered Arm								
	Back	IMAC 2022UB	9	706	795	885	973	1062	N/A
	Upholstered Back 22"								
	Back	IMAC 2033UB	14	949	1083	1219	1352	1488	N/A
	Upholstered Back 33"								

COM Yardage
Refer to page 114.








Finish Options
Powder Coat - Premium \$ 147

Custom Charges
Powder Coat Alternative (per color) OPA Price call



Questions?

1.800.876.2120

Style	Description	Model #	Product Wt	edge >						
				LP2S LPF2S	LW2S LWF2S LMRA2S	LWS2 LWF2 LWR2	VW2S VWF2S	VWS2 VWF2 VWR2		
 <p>IMAC 2066RE</p>	8" Top	IMAC 2008RE	5							
	Arm Application 20" x 7¼"			121	150	209	296	296		
	19" Top	IMAC 2019RE	13							
	Arm Application 20" x 18¼"			168	180	321	357	357		
	30" Top	IMAC 2030RE	20							
	Arm Application 20" x 29¼"			251	267	478	531	531		
	41" Top	IMAC 2041RE	28							
Arm Application 20" x 40¼"			331	357	637	708	708			
52" Top	IMAC 2052RE	35								
Arm Application 20" x 51¼"			414	444	795	884	884			
63" Top	IMAC 2063RE	43								
Arm Application 20" x 62¼"			498	531	955	1059	1059			



LP2S



LPF2S



LW2S



LWF2S



LMRA2S



LWS2



LWF2



LWR2



VW2S



VWF2S



VWS2



VWF2










VWR2

To Order, Specify...

- 1 Model Number
- 2 Top & Edge Style
- 3 Top Finish
- 4 Edge Color
- 5 Top Options



Questions?
1.800.876.2120

Style	Description	Model #	Product Wt	edge >	LP2S LPF2S	LW2S LWF2S LMRA2S	LWS2 LWF2 LWR2	VW2S VWF2S	VWS2 VWF2 VWR2
 IMAC 2066RE	11" Top	IMAC 2011RE	8		121	150	209	296	296
	Armless Application 20" x 10 ¹⁵ / ₁₆ "								
	22" Top	IMAC 2022RE	15		168	180	321	357	357
	Armless Application 20" x 21 ¹⁵ / ₁₆ "								
	33" Top	IMAC 2033RE	23		251	267	478	531	531
	Armless Application 20" x 32 ¹⁵ / ₁₆ "								
	44" Top	IMAC 2044RE	29		331	357	637	708	708
Armless Application 20" x 43 ¹⁵ / ₁₆ "									
55" Top	IMAC 2055RE	38		414	444	795	884	884	
Armless Application 20" x 54 ¹⁵ / ₁₆ "									
66" Top	IMAC 2066RE	45		498	531	955	1059	1059	
Armless Application 20" x 65 ¹⁵ / ₁₆ "									










Top Options	Code	Price	Wire Management Options	Code	Price	Custom Charges	Code	Price
Special Laminate	TSP	call	1 Oval Brush Grommet	WOG	\$ 86	Custom PVC Color Match	OCP	call
Custom Cutout (per cutout)	TCC	\$ 107	2 Oval Brush Grommets	W02	\$ 172	Stain Finish Match (per finish)	OSM	\$ 894
			3 Oval Brush Grommets	W03	\$ 258			
			1 Round Grommet	WRG	\$ 68			
			2 Round Grommets	WR2	\$ 135			
			3 Round Grommets	WR3	\$ 202			

Power and Data Options
Please reference the Power & Data Price List



Questions?

1.800.876.2120

Style	Description	Model #	Product Wt	edge >				
				LP2S LPF2S	LW2S LWF2S LMRA2S	LWS2 LWF2 LWR2	VW2S VWF2S	VWS2 VWF2 VWR2
 <p>IMAC 2065RE</p>	10" Top	IMAC 2010RE	7					
	Arm to Armless 20" x 9 ³ / ₃₂ "			121	150	209	296	296
	21" Top	IMAC 2021RE	14					
	Arm to Armless 20" x 20 ³ / ₃₂ "			168	180	321	357	357
	32" Top	IMAC 2032RE	22					
	Arm to Armless 20" x 31 ¹ / ₃₂ "			251	267	478	531	531
	43" Top	IMAC 2043RE	28					
Arm to Armless 20" x 42 ³ / ₃₂ "			331	357	637	708	708	
54" Top	IMAC 2054RE	37						
Arm to Armless 20" x 53 ³ / ₃₂ "			414	444	795	884	884	
65" Top	IMAC 2065RE	44						
Arm to Armless 20" x 64 ³ / ₃₂ "			498	531	955	1059	1059	



LP2S



LPF2S



LW2S



LWF2S



LMRA2S



LWS2



LWF2



LWR2



VW2S



VWF2S



VWS2



VWF2



VWR2

To Order, Specify...

- 1 Model Number
- 2 Top & Edge Style
- 3 Top Finish
- 4 Edge Color
- 5 Top Options



[Questions?](#)

1.800.876.2120

Top Options	Code	Price	Wire Management Options	Code	Price	Custom Charges	Code	Price
Special Laminate	TSP	call	1 Oval Brush Grommet	W0G	\$ 86	Custom PVC Color Match	OCP	call
Custom Cutout (per cutout)	TCC	\$ 107	2 Oval Brush Grommets	W02	\$ 172	Stain Finish Match (per finish)	OSM	\$ 894
			3 Oval Brush Grommets	W03	\$ 258			
			1 Round Grommet	WRG	\$ 68			
			2 Round Grommets	WR2	\$ 135			
			3 Round Grommets	WR3	\$ 202			

Power and Data Options
Please reference the Power & Data Price List

**Kompis Chair - Armless
Square Back****Chair Dimensions**

Overall height: 31 1/2"
 Overall width: 21 3/8"
 Overall depth: 21 3/4"
 Seat height: 18"
 Seat width: 17"
 Seat depth: 18"
 Actual weight: 19 lbs.

**Kompis Chair - Arm
Square Back****Chair Dimensions**

Overall height: 32"
 Overall width w/ armcaps: 23"
 Overall width w/o armcaps: 21 3/8"
 Overall depth: 21 3/4"
 Seat height: 18"
 Seat width: 17"
 Seat depth: 18"
 Between arms: 19 5/8"
 Arm height w/ armcaps: 26"
 Arm height w/o armcaps: 25"
 Actual weight: 20 lbs.

**Kompis Chair - Flip-Up Tablet Arm
Square Back****Chair Dimensions**

Overall height: 32"
 Overall width w/ tablet up: 23"
 Overall depth w/ tablet up: 30"
 Seat height: 18"
 Seat width: 17"
 Seat depth: 18"
 Arm height: 26"
 Actual weight: 22 lbs.

Flip-Up Tablet Dimensions

Tablet size: 13"d x 13 1/2"w x 3/4" thick
 Tablet is available in black only

**Key Description**

- 1 base frame, 3/8" o.d. 13 gauge steel tube
- 2 upholstered back, molded 5-ply with 1" thick, 1.5 lb. density foam
- 3 upholstered armcaps, molded 5-ply with 1/4" thick, 1.5 lb. density foam
- 4 upholstered seat, molded 5-ply with 1 1/2" thick 2 lb. density foam

Key Description

- 5 finished wood back, seat and armcaps, rotary cut maple, molded 7-ply
- 6 foot rest, 3/8" o.d. 14 gauge steel tube
- 7 pivot glide, stainless steel

VERSTEEL

**Kompis Stool - 24", Armless
Square Back**

Stool Dimensions
Overall height: 38"
Overall width: 21 3/8"
Overall depth: 26"
Seat height: 24"
Seat width: 17"
Seat depth: 17"
Seat to footrest: 15 1/2"
Actual weight: 20 lbs.
Suggested for use with 33" - 38" table heights.



**Kompis Stool - 29", Armless
Square Back**

Stool Dimensions
Overall height: 43"
Overall width: 21 3/8"
Overall depth: 26"
Seat height: 29"
Seat width: 17"
Seat depth: 17"
Seat to footrest: 15 1/2"
Actual weight: 21 lbs.
Suggested for use with 38" - 42" table heights.



**Kompis Stool - 24", Arm
Square Back**

Stool Dimensions
Overall height: 38"
Overall width w/ armcaps: 23"
Overall width w/o armcaps: 21 3/8"
Overall depth: 26"
Seat height: 24"
Seat width: 17"
Seat depth: 18"
Between arms: 19 3/8"
Arm height w/ armcaps: 32"
Arm height w/o armcaps: 31"
Seat to footrest: 15 1/2"
Actual weight: 22 lbs.
Suggested for use with 33" - 38" table heights.



Stacking (Trolley)

Upholstered & Wood
Arm and armless with glides (includes youth) . . . 10
Arm and armless with single wheel casters 5
Arm and armless with dual wheel casters 4

Stacking (Floor)

Arm and armless with glides (includes youth) . . . 8
Arm and armless with single wheel casters 5
Arm and armless with dual wheel casters 4
With tablet arm 4
All stools 6

Kompis Stool - 29", Arm Square Back**Stool Dimensions**


Overall height: 43"
 Overall width w/ armcaps: 23"
 Overall width w/o armcaps: 21 3/8"
 Overall depth: 26"
 Seat height: 29"
 Seat width: 17"
 Seat depth: 18"
 Between arms: 19 1/2"
 Arm height w/ armcaps: 37"
 Arm height w/o armcaps: 36"
 Seat to footrest: 15 1/2"
 Actual weight: 16 lbs. w/ arms
 Actual weight: 15 lbs. w/o arms
 Suggested for use with 38"- 42" table heights.

**Kompis X 26" - Arm only Square Back****Chair Dimensions**

Overall height: 31 1/2"
 Overall width w/ armcaps: 29 3/4"
 Overall depth: 22 1/2"
 Seat height: 17"
 Seat width: 24 1/2"
 Seat depth: 18"
 Between arms: 26 3/4"
 Arm height w/ armcaps: 26"
 Actual weight: 35 lbs. w/ arms

**Kompis X 30" - Arm only Square Back****Chair Dimensions**

Overall height: 31 1/2"
 Overall width w/ armcaps: 33 1/4"
 Overall depth: 22 1/2"
 Seat height: 17"
 Seat width: 26 3/4"
 Seat depth: 18"
 Between arms: 30"
 Arm height w/ armcaps: 26"
 Actual weight: 42 lbs. w/ arms

**Key Description**

- 1 base frame, 3/8" o.d. 13 gauge steel tube
- 2 upholstered back, molded 5-ply with 1" thick, 1.5 lb. density foam
- 3 upholstered armcaps, molded 5-ply with 1/4" thick, 1.5 lb. density foam
- 4 upholstered seat, molded 5-ply with 1 1/2" thick 2 lb. density foam

Key Description

- 5 finished wood back, seat and armcaps, rotary cut maple, molded 7-ply
- 6 foot rest, 3/8" o.d. 14 gauge steel tube
- 7 pivot glide, stainless steel
- 8 glide, clear polycarbonate

VERSTEEL

**Kompis X 42" - Arm only
Square Back**

Chair Dimensions

- Overall height: 31 1/2"
- Overall width w/ armcaps: 45 1/4"
- Overall depth: 22 1/2"
- Seat height: 17"
- Seat width: 38 3/4"
- Seat depth: 18"
- Between arms: 42"
- Arm height w/ armcaps: 26"
- Actual weight: 55 lbs. w/ arms



Stacking (Trolley)

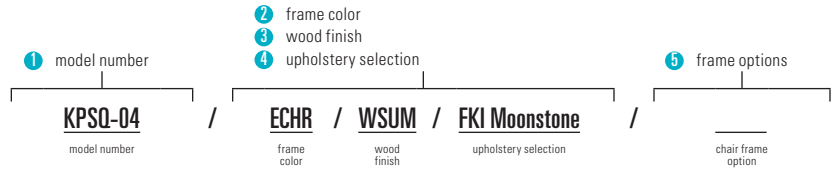
- Upholstered & Wood
- Arm and armless with glides (includes youth) . . . 10
- Arm and armless with single wheel casters 5
- Arm and armless with dual wheel casters 4

Stacking (Floor)

- Arm and armless with glides (includes youth) . . . 8
- Arm and armless with single wheel casters 5
- Arm and armless with dual wheel casters 4
- With tablet arm 4
- All stools 6

To Order, Specify...

- 1 Model Number
- 2 Frame Color
- 3 Wood Finish
- 4 Upholstery Selection
- 5 Frame Options



A **KPSQ-04** is a Kompis series, square back armless 4-leg chair.

The codes **ECHR / WSUM / FKI Moonstone** specify a Chrome frame with Sugar Maple wood finish and Grade 3 Kit Moonstone Upholstery.

Chair Model KPSQ-04



Sample Order Form

Quantity	Model # & Description	List Each	Extended List
41	KPSQ-04 / ECHR / WSUM / FKI Moonstone Kompis series, 4-leg square back armless chair, upholstered seat and wood back / Chrome frame / Sugar Maple wood finish / Kit Moonstone upholstery	\$978	\$40,098

Orders may be sent via:

MAILING ADDRESS

Versteel
2332 Cathy Lane
Jasper, IN 47546

CONTACT VERSTEEL

EMAIL contact@versteel.com
TELEPHONE 800 876 2120
812 634 2120
FACSIMILE 812 482 9318

Studio Steel®

Versteel’s “urban fabrication” process leaves the telltale signs of welding and assembly on the surface, highlighting a manufacturing aesthetic. Choosing a clear or transparent powder coat is recommended, allowing tonal striations (created as a result of extreme heat), natural textures, and the inherent qualities of raw steel to show through.

Studio Steel Process. \$147 per chair

Powder Coat Finishes

All powder coat finishes in the Versteel offering have been formulated with the use of epoxy, polyester or epoxy and polyester blends to maximize the finish durability.

Powder Coat - Standard n/c
Powder Coat - Premium \$147 per chair

Kompis Powder Coat Colors

- Alloy **PALY** Mint **PMNT**
- Amethyst **PAME** Navy **PNAV**
- Anthracite **PANT** Nimbus **PNIM**
- Black Anodized **PBLA** Nutmeg **PNUT**
- Bronze **PBRO** † Obsidian **POBS**
- Calypso **PCAL** † Pacific **PPAC**
- Carbon **PCAR** Pearl **PPEA**
- Champagne **PCHA** Pebble **PPEB**
- Coconut **PCOC** Ⓟ Platinum **PPLA**
- † Copper **PCOP** Poppy **PPOP**
- Crimson **PCRI** † Raven **PRAV**
- † Crystal **PCRY** Royal **PROY**
- Daffodil **PDAF** † Satin **PSAT**
- Ebony **PEBO** Seaside **PSEA**
- Forest **PFOR** Shipyard **PSHI**
- Fossil **PFOS** Silver **PSIL**
- † Garnet **PGAR** Snow **PSNO**
- † Gold **PGOL** Stone **PSTO**
- Graphite **PGRA** Storm **PSTM**
- Ⓟ Hope **PHOP** Terra Cotta **PTEC**
- Kelly Green **PKEG** Whisper **PWHI**
- † Matte **PMAT** White Linen **PWHL**
- Mica **PMIC** Powder Coat Alternative **OPA**

Transparent Powder Coats (indicated by †)

Please note that the transparent characteristics of these powders allow all natural welds and textures inherent to raw steel to be visible.

Premium Powder Coats (indicated by Ⓟ)

Versteel’s premium process uses specially formulated powder coats for a truly unique color palette.

Powder Coat Alternatives

You must forward a color sample or an RAL number for each alternate powder coat color with order placement. Call Versteel Customer Service for pricing and availability.

Chrome

Versteel applies a deep luster nickel chrome plated finish. Chrome is the most durable finish available.

Chrome. **ECHR**

For Chrome, an upcharge applies (see product price list for upcharge).

Nickel

Versteel applies a nickel plated finish with a clear coat applied for durability.

Nickel **ENKL**

For Nickel, an upcharge applies (see product price list for upcharge).

Standard Versteel Upholstery

Versteel offers a wide range of materials from fabrics in a variety of colors and textures, to vinyls for soil resistance. Please refer to Versteel’s fabric cards or the “Materials and Finishes” section of our website for reference information. versteel.com

Wood Finish

Versteel uses a post-catalyst varnish NDF topcoat that meets AWI (Architectural Woodwork Institute) TR6 performance standards.

Kompis Wood Finishes

All Kompis wood finishes on maple.

- Beach **WBEA** Golden Cherry **WGNC**
- Blossom Cherry **WBLC** Java Cherry **WJAC**
- Brighton Walnut **WBRW** Millwork Cherry **WMWC**
- Caramel Maple **WCMM** Pebble **WPEB**
- Chestnut **WCHE** Seaside **WSEA**
- Cordovan Cherry **WCNC** Solar Maple **WSLM**
- Drift **WDRI** Sugar Maple **WSUM**
- Espresso Walnut **WESW** Terra Cotta **WTEC**
- Fawn **WFAW** Whisper **WWHI**
- Fog **WFOG** Stain Finish Match **OSM**
- Forest **WFOR**

Stain Finish Match

You must forward two 4" x 4" samples for each custom stain finish color match with order placement. Upcharge of \$894 list will apply for each stain color match.

NOTE: STAIN FINISH MATCH COLOR APPROVAL MAY AFFECT STANDARD PRODUCTION SCHEDULES

Standard Kompis Urethane Armcap Color

Ebony **UEBO**

Kompis Urethane Armcaps

Kompis armcaps are molded with soft polyurethane. The materials provide a comfortable, supportive seating surface throughout the movement of the chair.

Versteel Seating COM Standard Yardage Requirements

COM yardage requirements are calculated for chairs and stools based on a material width of 54" and a repeat of 2" or less. For material less than 54" wide, contact Versteel for yardage requirements. Use the chart below as a guide to calculate your COM yardage. For quantities greater than 200 chairs or stools, contact Versteel Customer Service for calculation of COM yardage by chair model.





Quantity of Chairs	1	2	3	4	5	6	7	8	9	10	11	12	13	14	15
Chela (with or without arms)															
Upholstered Seat & Back	1.5	2.5	2.5	3.5	3.5	4.5	4.5	5.5	6.0	6.5	7.5	7.5	8.5	8.5	9.5
Upholstered Seat Only	1.0	1.5	1.5	2.0	2.0	2.5	2.5	3.5	4.0	4.0	4.5	4.5	5.0	5.0	6.0
Upholstered Back Only	0.5	1.0	1.3	1.3	1.8	2.0	2.0	2.5	2.5	3.0	3.0	3.5	3.5	4.0	4.0
Companion and Kompis Radius & Flared Back (with or without arms) <i>Yardage includes upholstered armcaps if specified.</i>															
Upholstered Seat & Back	1.5	2.5	3.5	4.5	5.0	6.0	6.5	7.5	9.0	9.5	11.0	11.0	13.0	13.0	14.5
Upholstered Seat Armless	1.0	1.5	1.5	2.5	2.5	3.0	3.0	4.0	4.5	4.5	5.0	5.0	6.0	6.0	6.5
Upholstered Seat with Arms	1.0	1.5	1.5	2.5	2.5	3.0	3.0	4.0	4.5	4.5	5.0	5.0	6.0	6.0	6.5
Upholstered Back Only	1.0	2.0	2.0	2.5	3.5	4.0	4.5	5.0	5.5	6.0	6.5	7.0	7.5	8.0	8.5
Companion and Kompis X Radius & Flared Back <i>Yardage includes upholstered armcaps.</i>															
Upholstered Seat, Back & Armcaps	2.5	5.0	7.0	9.0	11.0	13.5	15.5	17.0	19.0	21.5	23.0	24.5	26.5	28.5	30.5
Ollie Round (fully upholstered)															
Lid & Bottom (same fabric)	1.3	3.0	3.8	5.0	6.0	6.3	7.0	8.3	8.5	10.0	10.5	12.0	13.0	14.0	14.5
Lid (Fabric 01)	0.8	1.3	1.5	2.5	3.0	3.0	3.5	4.5	5.0	5.0	5.0	6.0	6.5	7.0	7.0
Bottom (Fabric 02)	1.3	1.8	2.5	3.0	4.0	4.5	5.0	5.8	6.3	6.8	8.0	8.5	9.0	9.5	10.5
Ollie Square (fully upholstered)															
Lid & Bottom (same fabric)	2.0	3.5	4.8	6.0	7.0	8.3	9.5	10.0	11.3	13.0	13.8	15.0	16.3	17.5	18.8
Lid (Fabric 01)	0.8	1.3	1.5	2.5	3.0	3.0	3.5	4.5	5.0	5.0	5.0	6.0	6.5	7.0	7.0
Bottom (Fabric 02)	1.8	3.0	3.5	4.5	6.3	6.8	8.0	8.5	9.5	11.3	11.8	13.0	13.5	14.5	16.3
Quanta															
Upholstered Seat Only	1.0	1.5	1.5	2.0	2.5	2.5	3.5	3.5	4.0	4.0	4.5	4.5	5.0	5.5	5.5
Upholstered Seat & Back	1.5	2.5	3.0	4.0	4.5	5.0	6.0	6.5	6.5	7.0	8.0	8.5	9.0	10.0	11.0
Gullwing-Upholstered Seat Only	1.5	2.5	4.0	5.0	6.0	7.0	8.5	9.5	11.0	12.0	14.5	15.5	17.0	18.0	19.5
Gullwing-Upholstered Seat & Back	2.0	3.5	4.5	6.0	7.0	8.5	9.5	11.0	12.0	13.0	14.5	15.5	17.0	18.0	20.0
Quanta Max															
Upholstered Seat Only	1.0	1.5	1.5	2.0	2.5	2.5	3.5	3.5	4.0	4.0	4.5	4.5	5.0	5.5	5.5
Sate															
Upholstered Seat Only	1.0	1.5	1.5	2.0	2.5	2.5	3.5	3.5	4.0	4.0	4.5	4.5	5.0	5.5	5.5
SIMON (with or without arms)															
Upholstered Seat & Back	1.5	2.5	3.0	4.0	5.0	5.5	6.5	7.5	8.0	9.0	9.5	10.5	11.0	12.0	13.0
Upholstered Seat Only	1.0	1.5	1.5	2.5	3.0	3.0	3.5	4.5	5.0	5.0	5.0	6.0	6.5	7.0	7.0
Upholstered Back Only	1.0	2.0	2.0	2.5	3.5	4.0	4.5	5.0	5.5	6.0	6.5	7.0	7.5	8.0	8.5
Socius															
Patient Mid Back	2.5	4.0	5.5	7.0	8.0	10.0	11.5	13.0	15.0	16.5	17.5	18.5	19.5	21.5	23.5
Patient High Back	3.0	4.0	6.0	8.0	9.0	11.0	12.0	14.0	17.0	18.0	19.5	20.5	22.5	24.0	26.5
Bariatric Mid Back	5.0	8.0	10.0	13.0	15.0	18.0	20.0	23.0	25.0	28.0	—	—	—	—	—
Zuri															
Upholstered Seat & Back (One Piece)	2.0	3.0	4.0	5.0	6.0	7.0	8.0	9.5	10.5	11.5	—	—	—	—	—
Upholstered Seat Pad	1.0	1.5	1.5	2.0	2.0	2.5	2.5	3.0	3.0	3.5	3.5	4.5	4.5	5.0	5.0
Low Back	1.5	2.5	2.5	3.5	3.5	4.5	4.5	6.0	6.0	7.0	—	—	—	—	—



Questions?

1.800.876.2120

≠OS = Quickship Program Product

				material > grade >	Fabric Grade 2 or COM	Fabric Grade 3	Fabric Grade 4	Fabric Grade 5	Fabric Grade 6	Wood
Style	Description	Model #	Product Wt							
 <p>KPSQ-04</p>	4-Leg Base Without Arms Seat - Upholstered Back - Upholstered	KPSQ-01 	19 ≠OS	661	746	827	912	995		
	4-Leg Base Without Arms Seat - Upholstered Back - Wood	KPSQ-04 	19 ≠OS	763	831	898	965	1034		
	4-Leg Base Without Arms Seat - Wood Back - Wood	KPSQ-07 	19 ≠OS							882

Stacking

Refer to page 153.

COM Yardage


Refer to page 158.

To Order, Specify...

- 1 Model Number
- 2 Frame Color
- 3 Wood Finish
- 4 Upholstery Selection
- 5 Frame Options



[Questions?](#)
1.800.876.2120

				material > grade >	Fabric Grade 2 or COM	Fabric Grade 3	Fabric Grade 4	Fabric Grade 5	Fabric Grade 6	Wood
Style	Description	Model #	Product Wt							
 KPASQ-05	4-Leg Base With Arms Seat - Upholstered Back - Upholstered Armcaps - None	KPASQ-01	20	725	810	892	977	1060		
	4-Leg Base With Arms Seat - Upholstered Back - Upholstered Armcaps - Upholstered	KPASQ-02	20	827	930	1031	1133	1234		
	4-Leg Base With Arms Seat - Upholstered Back - Upholstered Armcaps - Wood	KPASQ-03	20	929	1010	1094	1178	1264		
	4-Leg Base With Arms Seat - Upholstered Back - Wood Armcaps - None	KPASQ-04	20	827	895	963	1031	1097		
	4-Leg Base With Arms Seat - Upholstered Back - Wood Armcaps - Upholstered	KPASQ-05	20	932	1013	1097	1181	1267		
	4-Leg Base With Arms Seat - Upholstered Back - Wood Armcaps - Wood	KPASQ-06	20	1031	1097	1167	1234	1301		
	4-Leg Base With Arms Seat - Wood Back - Wood Armcaps - None	KPASQ-07	20							945
	4-Leg Base With Arms Seat - Wood Back - Wood Armcaps - Wood	KPASQ-08	20							1148

Standard Kompis
armcap is 13"

Stacking
Refer to page 153.

COM Yardage
Refer to page 158.




Finish Options	Price	Frame Options	Code	Price	Custom Charges	Code	Price
Chrome	\$ 147	Hard Surface Glides - Nylon (set of 4)	GLD32	\$ 20	Powder Coat Alternative (per color)	OPA	call
Nickel	\$ 200	Hard Surface Glides - Felt (set of 4)	GLD33	\$ 20	Stain Finish Match (per finish)	OSM	\$ 894
Powder Coat - Standard	n/c	Casters - Single Wheel Soft Wheel (set of 4)	CAS33	\$ 171			
Powder Coat - Premium	\$ 147	Casters - Dual Wheel Black Nylon					
		Hard Wheel (set of 4)	CAS54	\$ 153			
		Casters - Dual Wheel Black Nylon					
		Soft Wheel (set of 4)	CAS56	\$ 153			
		Accessories					
		Chair Trolley - Kompis	ACTCO	\$ 643			
		Chair Link - Kompis	ACLCO	\$ 30			



Questions?

1.800.876.2120

≡OS = Quickship Program Product

				material > grade >	Fabric Grade 2 or COM	Fabric Grade 3	Fabric Grade 4	Fabric Grade 5	Fabric Grade 6	Wood
Style	Description	Model #	Product Wt							
 <p>KPASQ-05</p>	4-Leg Base With Arms Seat - Upholstered Back - Upholstered Armcaps - Urethane	KPASQ-09 	20	827	930	1031	1133	1234		
	4-Leg Base With Arms Seat - Upholstered Back - Wood Armcaps - Urethane	KPASQ-10 	20	932	1013	1097	1181	1267		

Standard Kompis
armcap is 13"

Stacking
Refer to page 153.



COM Yardage
Refer to page 158.

To Order, Specify...

- 1 Model Number
- 2 Frame Color
- 3 Wood Finish
- 4 Upholstery Selection
- 5 Frame Options



[Questions?](#)
1.800.876.2120

				material > grade >	Fabric Grade 2 or COM	Fabric Grade 3	Fabric Grade 4	Fabric Grade 5	Fabric Grade 6	Wood
Style	Description	Model #	Product Wt							
 <p>Flip-Up Tablet Arm Right</p> <p><i>KPSQ-04TBR Tablet material is ¼" Black Thermofoil with a Black Thermofoil edge.</i></p>	4-Leg Base Tablet Arm Right Seat - Upholstered Back - Upholstered	KPSQ-01TBR	22	869	955	1037	1123	1204		
	4-Leg Base Tablet Arm Right Seat - Upholstered Back - Wood	KPSQ-04TBR	22	973	1040	1109	1175	1244		
	4-Leg Base Tablet Arm Right Seat - Wood Back - Wood	KPSQ-07TBR	22							1091
 <p>Flip-Up Tablet Arm Left</p> <p><i>KPSQ-04TBL Tablet material is ¼" Black Thermofoil with a Black Thermofoil edge.</i></p>	4-Leg Base Tablet Arm Left Seat - Upholstered Back - Upholstered	KPSQ-01TBL	22	869	955	1037	1123	1204		
	4-Leg Base Tablet Arm Left Seat - Upholstered Back - Wood	KPSQ-04TBL	22	973	1040	1109	1175	1244		
	4-Leg Base Tablet Arm Left Seat - Wood Back - Wood	KPSQ-07TBL	22							1091

Stacking
Refer to page 153.

COM Yardage
Refer to page 158.

Finish Options	Price	Frame Options	Code	Price	Custom Charges	Code	Price
Chrome	\$ 147	Hard Surface Glides - Nylon (set of 4)	GLD32	\$ 20	Powder Coat Alternative (per color)	OPA	call
Nickel	\$ 200	Hard Surface Glides - Felt (set of 4)	GLD33	\$ 20	Stain Finish Match (per finish)	OSM	\$ 894
Powder Coat - Standard	n/c	Casters - Single Wheel Soft Wheel (set of 4)	CAS33	\$ 171			
Powder Coat - Premium	\$ 147	Casters - Dual Wheel Black Nylon					
		Hard Wheel (set of 4)	CAS54	\$ 153			
		Casters - Dual Wheel Black Nylon					
		Soft Wheel (set of 4)	CAS56	\$ 153			
		Accessories					
		Chair Trolley - Kompis	ACTCO	\$ 643			
		Chair Link - Kompis	ACLCO	\$ 30			



Square Back Stool - 24" & 29"
Armless



VERSTEEL

Questions?

1.800.876.2120

				material > grade >	Fabric Grade 2 or COM	Fabric Grade 3	Fabric Grade 4	Fabric Grade 5	Fabric Grade 6	Wood
Style	Description	Model #	Product Wt							
 KPSQ-04S24	4-Leg Base 24" Seat Height Without Arms Seat - Upholstered Back - Upholstered	KPSQ-01S24	20	906	988	1071	1157	1240		
	4-Leg Base 24" Seat Height Without Arms Seat - Upholstered Back - Wood	KPSQ-04S24	20	1007	1073	1142	1211	1277		
	4-Leg Base 24" Seat Height Without Arms Seat - Wood Back - Wood	KPSQ-07S24	20							1127
 KPSQ-04S29	4-Leg Base 29" Seat Height Without Arms Seat - Upholstered Back - Upholstered	KPSQ-01S29	21	906	988	1071	1157	1240		
	4-Leg Base 29" Seat Height Without Arms Seat - Upholstered Back - Wood	KPSQ-04S29	21	1007	1073	1142	1211	1277		
	4-Leg Base 29" Seat Height Without Arms Seat - Wood Back - Wood	KPSQ-07S29	21							1127

33"- 38" table heights
are recommended for
use with **24" stool**

38"- 42" table heights
are recommended for
use with **29" stool**

Stacking

Refer to page 153.

COM Yardage


Refer to page 158.

To Order, Specify...

- 1 Model Number
- 2 Frame Color
- 3 Wood Finish
- 4 Upholstery Selection
- 5 Frame Options



[Questions?](#)
1.800.876.2120

				material > grade >	Fabric Grade 2 or COM	Fabric Grade 3	Fabric Grade 4	Fabric Grade 5	Fabric Grade 6	Wood
Style	Description	Model #	Product Wt							
 KPASQ-05S24	4-Leg Base 24" Seat Height With Arms Seat - Upholstered Back - Upholstered Armcaps - None	KPASQ-01S24	22	966	1053	1135	1219	1304		
	4-Leg Base 24" Seat Height With Arms Seat - Upholstered Back - Upholstered Armcaps - Upholstered	KPASQ-02S24	22	1070	1172	1274	1375	1476		
	4-Leg Base 24" Seat Height With Arms Seat - Upholstered Back - Upholstered Armcaps - Wood	KPASQ-03S24	22	1171	1255	1338	1422	1508		
	4-Leg Base 24" Seat Height With Arms Seat - Upholstered Back - Wood Armcaps - None	KPASQ-04S24	22	1070	1138	1207	1274	1341		
	4-Leg Base 24" Seat Height With Arms Seat - Upholstered Back - Wood Armcaps - Upholstered	KPASQ-05S24	22	1175	1260	1346	1427	1513		
	4-Leg Base 24" Seat Height With Arms Seat - Upholstered Back - Wood Armcaps - Wood	KPASQ-06S24	22	1277	1347	1413	1479	1548		
	4-Leg Base 24" Seat Height With Arms Seat - Wood Back - Wood Armcaps - None	KPASQ-07S24	22							1191
	4-Leg Base 24" Seat Height With Arms Seat - Wood Back - Wood Armcaps - Wood	KPASQ-08S24	22							1393

Standard Kompis
armcap is 13"
33"- 38" table heights
are recommended for
use with 24" stool

Stacking
Refer to page 153.


COM Yardage
Refer to page 158.

Finish Options	Price	Frame Options	Code	Price	Custom Charges	Code	Price
Chrome	\$ 147	Hard Surface Glides - Nylon (set of 4)	GLD32	\$ 20	Powder Coat Alternative (per color)	OPA	call
Nickel	\$ 200	Hard Surface Glides - Felt (set of 4)	GLD33	\$ 20	Stain Finish Match (per finish)	OSM	\$ 894
Powder Coat - Standard	n/c						
Powder Coat - Premium	\$ 147						
		Accessories					
		Chair Trolley - Kompis	ACTCO	\$ 643			
		Chair Link - Kompis	ACLCO	\$ 30			



Questions?

1.800.876.2120

				material > grade >	Fabric Grade 2 or COM	Fabric Grade 3	Fabric Grade 4	Fabric Grade 5	Fabric Grade 6	Wood
Style	Description	Model #	Product Wt							
 <p><i>KPASQ-05S24</i></p>	Arm 4-Leg Base 24" Seat Height With Arms Seat - Upholstered Back - Upholstered Armcaps - Urethane	KPASQ-09S24	22	1070	1172	1274	1375	1476		
	4-Leg Base 24" Seat Height With Arms Seat - Upholstered Back - Wood Armcaps - Urethane	KPASQ-10S24	22	1175	1260	1346	1427	1513		

Standard Kompis armcap is 13"

33"- 38" table heights are recommended for use with **24" stool**

Stacking

Refer to page 153.

COM Yardage


Refer to page 158.

To Order, Specify...

- 1 Model Number
- 2 Frame Color
- 3 Wood Finish
- 4 Upholstery Selection
- 5 Frame Options



[Questions?](#)
1.800.876.2120

				material > grade >	Fabric Grade 2 or COM	Fabric Grade 3	Fabric Grade 4	Fabric Grade 5	Fabric Grade 6	Wood
Style	Description	Model #	Product Wt							
 KPASQ-05S29	4-Leg Base 29" Seat Height With Arms Seat - Upholstered Back - Upholstered Armcaps - None	KPASQ-01S29	23	966	1053	1135	1219	1304		
	4-Leg Base 29" Seat Height With Arms Seat - Upholstered Back - Upholstered Armcaps - Upholstered	KPASQ-02S29	23	1070	1172	1274	1375	1476		
	4-Leg Base 29" Seat Height With Arms Seat - Upholstered Back - Upholstered Armcaps - Wood	KPASQ-03S29	23	1171	1255	1338	1422	1508		
	4-Leg Base 29" Seat Height With Arms Seat - Upholstered Back - Wood Armcaps - None	KPASQ-04S29	23	1070	1138	1207	1274	1341		
	4-Leg Base 29" Seat Height With Arms Seat - Upholstered Back - Wood Armcaps - Upholstered	KPASQ-05S29	23	1175	1260	1346	1427	1513		
	4-Leg Base 29" Seat Height With Arms Seat - Upholstered Back - Wood Armcaps - Wood	KPASQ-06S29	23	1277	1347	1413	1479	1548		
	4-Leg Base 29" Seat Height With Arms Seat - Wood Back - Wood Armcaps - None	KPASQ-07S29	23							1191
	4-Leg Base 29" Seat Height With Arms Seat - Wood Back - Wood Armcaps - Wood	KPASQ-08S29	23							1393

Standard Kompis
armcap is 13"
38"- 42" table heights
are recommended for
use with 29" stool

Stacking
Refer to page 153.

COM Yardage
Refer to page 158.

Finish Options	Price	Frame Options	Code	Price	Custom Charges	Code	Price
Chrome	\$ 147	Hard Surface Glides - Nylon (set of 4)	GLD32	\$ 20	Powder Coat Alternative (per color)	OPA	call
Nickel	\$ 200	Hard Surface Glides - Felt (set of 4)	GLD33	\$ 20	Stain Finish Match (per finish)	OSM	\$ 894
Powder Coat - Standard	n/c						
Powder Coat - Premium	\$ 147	Accessories					
		Chair Link - Kompis	ACLCO	\$ 30			



Questions?

1.800.876.2120



		material > grade >		Fabric Grade 2 or COM	Fabric Grade 3	Fabric Grade 4	Fabric Grade 5	Fabric Grade 6	Wood
Style	Description	Model #	Product Wt						
 KPASQ-05S29	4-Leg Base 29" Seat Height With Arms Seat - Upholstered Back - Upholstered Armcaps - Urethane	KPASQ-09S29	23	1070	1172	1274	1375	1476	
	4-Leg Base 29" Seat Height With Arms Seat - Upholstered Back - Wood Armcaps - Urethane	KPASQ-10S29	23	1175	1260	1346	1427	1513	

Standard Kompis armcap is 13"
38"- 42" table heights are recommended for use with **29" stool**
Stacking
 Refer to page 153.
COM Yardage
 Refer to page 158.

Finish Options	Price	Frame Options	Code	Price	Custom Charges	Code	Price
Chrome	\$ 147	Hard Surface Glides - Nylon (set of 4)	GLD32	\$ 20	Powder Coat Alternative (per color)	OPA	call
Nickel	\$ 200	Hard Surface Glides - Felt (set of 4)	GLD33	\$ 20	Stain Finish Match (per finish)	OSM	\$ 894
Powder Coat - Standard	n/c	Accessories					
Powder Coat - Premium	\$ 147	Chair Link - Kompis	ACLCO	\$ 30			



[Questions?](#)
1.800.876.2120

				material > grade >	Fabric Grade 2 or COM	Fabric Grade 3	Fabric Grade 4	Fabric Grade 5	Fabric Grade 6	Wood
Style	Description	Model #	Product Wt							
 KPASQ-02X26	Arm 4-Leg Base, 26"w With Arms Seat - Upholstered Back - Upholstered Armcaps - Upholstered	KPASQ-02X26 	35	1763	1934	2102	2272	2439		
	4-Leg Base, 30"w With Arms Seat - Upholstered Back - Upholstered Armcaps - Upholstered	KPASQ-02X30	42	1810	1978	2146	2318	2486		
	4-Leg Base, 42"w With Arms Seat - Upholstered Back - Upholstered Armcaps - Upholstered	KPASQ-02X42	55	1856	2024	2192	2361	2533		

Standard Kompis
armcap is 13"

Stacking
Refer to page 153.

COM Yardage
Refer to page 158.

Finish Options	Price
Chrome	\$ 293
Nickel	\$ 348
<i>APPLIES TO KOMPIS X ONLY</i>	
Powder Coat - Standard	n/c
Powder Coat - Premium	\$ 147

Custom Charges	Code	Price
Powder Coat Alternative (per color)	OPA	call

Prices

All prices are list price, effective with date printed on cover, and supersedes all other published price lists. Orders within the 48 contiguous United States will be assessed a freight charge based on a percentage of the total net price, or a flat rate of \$250*, whichever is greater. A minimum charge of \$300* will apply to all shipments to Canada. Fees will be calculated using the zone map located on page 427. Normal delivery is on a dock-to-dock basis. Additional charges may apply on special requests noted on the customer's purchase order such as inside delivery, "call before," etc. Versteel reserves the right to change prices, shipping fees, or specifications without prior notice. Orders are accepted subject to price prevailing at time of shipment.

Acknowledgement

Orders are accepted, manufactured and invoiced in accordance with the acknowledgement. Notify Versteel immediately of any discrepancies. Acknowledged orders may not be cancelled or modified without written consent from Versteel.

Orders

All orders must be received in writing, accompanied by final material and finish specifications for order entry.

CONTACT VERSTEEL

EMAIL contact@versteel.com
TELEPHONE 800 876 2120
812 634 2120
FACSIMILE 812 482 9318

MAILING ADDRESS

Versteel
2332 Cathy Lane
Jasper, IN 47546

Faxed orders are accepted. Duplicate orders that are received by mail (after having been faxed) and not marked "Confirmation" are the responsibility of the customer.

Telephone orders must be confirmed in writing within 24 hours, marked "Confirmation." Duplicate orders not marked "Confirmation" are the responsibility of the customer.

Credit

You are requested to enclose one bank reference and three trade references with your initial order.

Credit Cards

Versteel accepts Mastercard, Visa & AMEX credit card payment for invoiced sales. Credit card information must be presented along with the Sales Order (with a signed Credit Card Authorization Form attached). There is no cash discount extended to credit card orders. Credit cards will be charged at time of shipment. Versteel will not accept credit cards for payment of account balances.

Changes or Cancellation

Any change or cancellation to an order must be submitted in writing and confirmed by Versteel

Customer Service before the change or cancellation is effective. Due to short lead times, any change or cancellation may result in charges if materials have entered the production process.

Packaging

Item	Qty/Carton
Seat	1
Back	1

Shipping Schedule

All Seating 4-5 WEEKS

NOTE CHAIR ORDERS WITH COM UPHOLSTERY WILL BE SCHEDULED UPON RECEIPT OF COM UPHOLSTERY YARDAGE

Shipping

Normal delivery is on a dock-to-dock basis, F.O.B. Versteel's factory in Jasper, Indiana. Special requests such as inside delivery, "call before," etc. should be noted on the customer's purchase order and are subject to additional charges. See freight program on page 427 for shipping charges.

OH! ships disassembled and requires assembly.

Orders shipping outside of the contiguous 48 United States will have shipping quoted as a separate line item.

FOB ORIGIN, FREIGHT PREPAID

Versteel
2332 Cathy Lane
Jasper, IN 47546

Shipping Damage Claims or Shortages

Legal title of merchandise passes to the buyer upon acceptance of the carrier. All cartons must be carefully inspected upon delivery. Visibly damaged product should not be accepted from the carrier until the damage is noted on delivery receipt. Versteel will not accept responsibility if the delivery receipt is signed as "clear". Retain any damaged goods and take photos for claim filing purposes. Details of visible damage should be noted on the delivery receipt. Shortages must be noted on the bill of lading prior to accepting the shipment.

Concealed Damage

If concealed damage is discovered the receiver must notify the freight carrier within 5 business days from receipt of the product(s). For claim consideration the receiver must request an inspection of the damaged goods by the carrier. All damaged product and packaging should be retained and photos taken for claim filing use. Inspections must occur at the original delivery point to be considered for claim submittal. Reports of concealed damage after five business days will not be considered.

Partial Shipments

Versteel makes every attempt to ship orders complete and on schedule. However, we reserve the right to make partial shipments as product is ready, in an effort to get your order to you as quickly as possible. Invoices covering these shipments are to be paid as they become due.

Returns

No return merchandise will be accepted without Versteel's written consent and shipping instructions. Unauthorized returns will not be accepted.

Terms

Terms are 1%, 10 days, net 30 days from date of invoice.

Warranty

All table and seating products manufactured by Versteel are guaranteed by a Lifetime Warranty against defects in materials and workmanship from the date of purchase. Products manufactured/adapted for use in a Pavilion or Pop-Up setting are covered under a three (3) year warranty against defects in materials and workmanship from date of purchase.

Electrical items manufactured by Versteel are guaranteed against defect for a period of five (5) years from date of purchase.

Electrical items not manufactured by Versteel are covered by the manufacturers under their specified warranty.

Consumables such as gas cylinders, casters and glides are covered for a period of one (1) year. Adjustable height bases with crank and counterbalanced components, are covered under a two (2) year warranty. Versteel will not cover labor costs associated with replacing the casters or glides.

Wood veneer is warranted for a period of ten (10) years. Natural variations in grain, color or texture of wood should not be construed as defects under this warranty.

Versteel will replace or repair (at our discretion) without cost to our customers any item manufactured by Versteel found to be defective as a result of defective material or workmanship and is still owned by the original purchaser. We will not, however, repair any item which is not properly installed, abused or subject to any use other than that which was originally intended. Warranty does not cover normal wear and tear of the product, which is expected over the course of ownership. Any repairs by the customer must receive specific written authorization from Versteel before being executed on location to receive proper reimbursement for associated costs. In no event shall liability under this warranty exceed the original purchase price.

Pavilion and Pop-Up products must be covered and out of direct sunlight. Use location must be a minimum of 100 miles from saltwater.

Warranty on plastic laminates, Corian®, KrystalCast® and upholstery is not covered by Versteel but is covered by laminate, Corian®, KrystalCast® and textile manufacturers under their specified warranty only. All foams, fabrics and vinyls are prone to stretch and loosen over time through normal use. This natural effect, called puddling, is covered for a period of one (1) year from the date of purchase.

There are no other warranties expressed or implied.

Force Majeure

Versteel shall be excused from the duty to render timely performance of any obligation hereunder if such inability to perform is caused directly or indirectly by act of God, flood, war, riot, fire, accident, explosion, strikes or labor trouble, act of government, delay or default by a subcontractor or supplier of materials or services, transportation difficulty or delay, the existence of any circumstance making performance commercially impracticable or any other cause beyond Versteel's reasonable control. Buyer's obligation to make any payment due and owing to Versteel shall not be excused for any reason whatsoever.

Care of Upholstery Surfaces

For Versteel standard fabrics and vinyls, consult the back of the appropriate swatch card for cleaning codes and any specific instructions. For COM materials, consult with the individual textile manufacturer for cleaning codes and any specific instructions pertaining to your particular fabric.

Care of Powder Coat and Polished Aluminum Surfaces

Clean with a mild soap solution and rinse with clean, clear water. Wipe the entire surface and follow with a clean, dry cloth to buff dry.

Care of Laminate Surfaces and PVC Edges

Clean with a mild soap solution and rinse with clean, clear water. Wipe the entire surface, moving with the pattern and follow with a clean, dry soft cloth. When a wood edge exists, follow instructions found under "Care of Wood Edges and Veneer Surfaces" for edge.

Care of Wood Edges and Veneer Surfaces

Clean all surfaces frequently with water-dampened soft cloth, moving the cloth with the grain direction. Quickly buff dry. Immediately remove any liquids that come in contact with wood surfaces using a blotting action to absorb liquid. Lift objects to move them. Never pull them across the finished surface.

For an additional safeguard, use a protective surface pad. Doing so could ensure a lasting finish by protecting your furniture from possible damage caused by pens and sharp objects.

Avoid exposing furniture to extreme heat and cold or to wide humidity variances. Avoid exposing furniture to strong sunlight. Do not use soaps, commercial cleaners or harsh solvents (nail polish remover, acetates, etc.) as they will cause finish deterioration. If using a protective glass top, place spacer pads under the glass top to allow the wood to breathe.

Care of Corian® Surfaces

Clean regularly with a cloth or sponge wrung out in warm soapy water. You can also use ammonia-based cleaners or commercial cleaners recommended for use on Corian® surfaces. Wipe up any water spills immediately so as not to leave a film that makes the finish look blotchy.

Configure

Utilizing basic components (a single leg, seat, back, and connector) of polished, cast aluminum, OH! is simplistic in its approach to modularity. Legs are positioned for strength and stability while connectors are used to organize the seats into configurations. By using the connector, a set distance is established between individual seats to create personal space. Plush seats, along with a curved ergonomic back option, allow users to position their bodies without interfering with their neighbors. This ensures that everyone can find their own comfort solution. Seats are also generously sized and proportioned.

Because the circle is the basis for the seating series it is possible to create an infinite number of configurations, as the designer is no longer bound by a corner. Typical OH! configurations include L, T, X, and Y as well as unlimited numbers of runs, arcs, and serpentine.

The use of the circle eliminates any sidedness to backless configurations. The addition of a back can be used to guide users to approach sides.

Tables

Tables can be inserted at any point of any configuration for optimum flexibility.

Upholstery

Upholstery may be specified in monochromatic (single textile choice) or contrasting applications (different textiles on different parts). No contact between upholstered surfaces makes for an easy to clean and more hygienic product.

**Power**


The Twine corded system offers mounted, and below-surface power and USB to multiple users in a range of settings. With just one infeed, this system can power up to six (6) MiniTap units.

Mini-Tap power can be added to any seat as an undermount option, or to any 24" diameter table as an integrated or undermount option.

Wires seamlessly run between seats via a concealed channel located on the underside of the connector.

Additional power and data can be added to any seat as an undermount option, or any table as an integrated or undermount option.





A. 15-Degree Arc B. 7.5-Degree Arc C. Combination Arc Serpentine

Large Configurations

Versteel will help with your configuration if you have concerns. Simply call Customer Service and provide the dimensions of your space and the type of configuration you desire. Like any other space planning, it is helpful to know where the power and data sources are, as well as windows, doors, any other obstructions and proposed traffic patterns.

All configurations are priced with powder coat frames and Grade 2/COM fabric. Tops are priced with standard laminate and PVC edges.

**L Configuration**

(1) OH18RDER
(2) OH24LRB
(1) OH18RDL
(2) OH24LLB
(1) OH18RDEL
Total List: \$7,629

**Serpentine Configuration**

(1) OH24ER
(1) OH24LLB
(1) OH18RDL
(2) OH24LLB
(1) OH18RDLL
(1) OH24LL
(1) OH18RDEL
Total List: \$7,802

Large Configurations**X Configuration**

- (2) OH18RDER
- (3) OH24LL
- (1) OH18RDLD
- (3) OH24LR
- (2) OH18RDEL
- (2) OH24LD

Total List: \$9,771

**T Configuration**

- (1) OH18RDER
- (2) OH24LRB
- (1) OH18RDLD
- (2) OH24LLB
- (1) OH18RDEL
- (1) OH24LD
- (1) OH24ER

Total List: \$9,293

**Y Configuration**

- (1) OH24ERB
- (1) OH24LDB
- (1) OH18RDER
- (2) OH24LL
- (1) OH18RDLD
- (1) OH24LLB
- (1) OH24ELB

Total List: \$8,655

Seating, Table, and Ottoman Specifications

Available in Polished Aluminum or any standard powder coat finish, OH! legs, back supports, and connectors are one piece cast aluminum, polished to a high-gloss sheen.

NOTE TRANSPARENT POWDER COAT FINISHES ARE NOT AVAILABLE

Seats are machined 1" plywood with a multi-layered construction high density polyurethane molded foam cushion. Backs are molded .75" plywood with a multi-layered construction high density polyurethane foam cushion. Seats and backs are top stitched with single side seams.

Laminate or veneer table top surfaces are 1" particle board, Corian® table tops are 1" thick.

Laminate and Veneer, Standard Core Construction

The standard top construction consists of 45-50 lb particleboard, surfaced with a high pressure laminate or veneer face. A backer sheet is laminated to the under side of the top. Tops are shipped predrilled for field installation of bases and accessories.

Corian® Construction

Tops are 1" thick Corian® fabricated by bonding two .5" thick sheets together and machining them to size. The underside is bored to allow pressing in metal screw inserts for field installation of the legs and/or connectors.

**PVC Flat Edge**

Edge of 2mm PVC hot melt banded to the 1" top with 1/4" radius at the top and bottom.

Offered in twenty one (21) standard colors.

**Wood Flat Edge**

Wood banding hot melt banded to the 1" top with 1/8" radius at the top and bottom.

Offered in Maple, Walnut or Cherry materials.

**Corian® Eased Square Edge**

A traditional 1" flat edge with a small radius where horizontal surfaces meet vertical for comfort and a softened aesthetic.

Offered in ten (10) standard colors.



Manufacturer certifies that products conform to UL Std 962 and are certified to Canadian standard CSA.T.I.L No. A-30.



Manufacturer certifies that products meet or exceed applicable ANSI/BIFMA standards and testing.

Standard Versteel Upholstery

Standard Versteel Upholstery offers a range of materials, from fabrics in a variety of colors and textures to vinyls for soil resistance. Please refer to Versteel's fabric cards or the "Materials and Finishes" section of our web site for reference information. versteel.com

Grade-In Upholstery

Versteel has coordinated with upholstery manufacturers to simplify your order process. Many of the manufacturers' offerings have been pre-approved for application on Versteel Seating.

Contact Versteel Customer Service with your selected fabric choice to be graded in. They will supply you with the appropriate grade-in designator. On your purchase order, complete the information with the pattern name, color description and grade-in designator, and Versteel will take it from there.

Customer's Own Material

Customer's Own Materials (COM's) are not an issue on Versteel Seating. Many COM's are pre-approved for application on Versteel Seating. Call Versteel Customer Service with your COM selection to determine if it has been pre-approved. If your selection has not been pre-approved, reference the "Receiving COM Approval" section below.

Receiving COM Approval

Not all materials are suitable for upholstery on all chairs. A 12" x 12" memo sample must be supplied for approval before a COM material is accepted for an order. If the material is directional in pattern or weave, the pattern repeat (in inches) in both directions or the weave direction must be supplied.

Excess COM

Versteel will not store excess COM for more than 30 days after the order has been completed. If excess material is to be returned after order completion, send the request to Versteel Customer Service prior to acknowledge ship date. It is the customer's responsibility to arrange for the return of the material "freight collect."

Seat Accent Fabric

The OH! seat band may be specified in a different fabric than the rest of the unit. Specify and add \$333.00 list per unit.

Seat Accent Fabric SAF

COM Requiring Application Test

If an application test is required for your selected COM, send test sample material along with the following:

- 1- Name and return address
- 2- Chair model selected
- 3- Sketch showing special requirements for the positioning of the material's pattern on the chair seat and chair back, if special considerations are required.

**Ship COM to: Versteel
2332 Cathy Lane
Jasper, IN 47546**

COM must be shipped to the factory with transportation costs "prepaid." If material is considered defective or unusable, it will be returned "transportation collect."

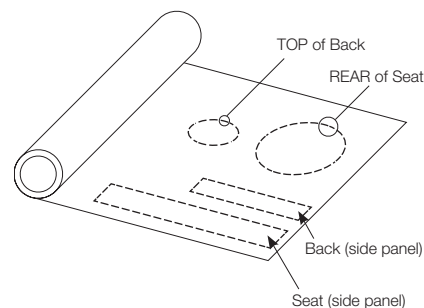
For standard lead time orders, tag fabric with purchase order number and identify with project number if possible.

Application of Directional Fabrics

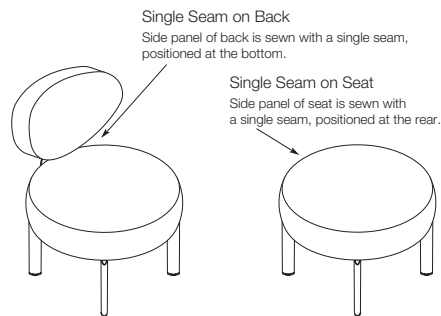
Due to the upholstering process, some fabrics not considered directional by the supplier may be considered directional by Versteel.

All COM's for OH! are railroaded unless otherwise directed by the customer (see illustration below).

EXAMPLE PATTERN CUT RAILROADED



If special cutting or upholstery application is required, you must indicate requirement at time of order entry.



Patterned COM Additional Yardage Guide

Use the guide below to aid in ordering the appropriate COM fabric when needing to match a pattern with a repeat. To use this guide, add the vertical and horizontal repeats together (e.g. a 5" vertical repeat plus an 11" horizontal repeat gives a 16" total). Then find the appropriate entry on the chart, and increase the yardage estimate by the percentage indicated.

For example: The yardage estimate is 8 yards of 54" wide fabric and the pattern has a repeat of 11" horizontal and 5" vertical. Add up the repeats (11" + 5" = 16") and find the appropriate entry – 15% in this example. Fifteen percent more fabric is required to match the pattern. 8 yards plus and extra 15% is 9.2 yards.

Fabric Width	Plain Fabric	3" - 14" Repeat	15" - 19" Repeat	20" - 27" Repeat	28" - 36" Repeat	37" - 45" Repeat	46" - 54" Repeat
54"	0%	10%	15%	20%	25%	30%	35%
50" - 52"	10%	20%	25%	30%	35%	40%	45%

Decorative Patterns

Yardage requirements are greatly affected by the size of the repeat and the print or pattern of the material.

Versteel cuts all seating patterns with aesthetic concerns in mind for high quality and consistency.

Refer to the COM listing for the yardage required for pattern repeat.

Repeats and Striped Fabrics

The geometry of curved products prevents repeats and stripes from matching at the seams.

California Technical Bulletin 133 (CAL 133)

Contact Versteel Customer Service for CAL 133 Requirements.

Compliance

Compliance has been established through third-party testing of the products. All chairs that meet CAL 133 standards will have a label attached to the underside of the seat. To maintain compliance, the label must not be removed from the product.

OH! COM Standard Yardage Requirements

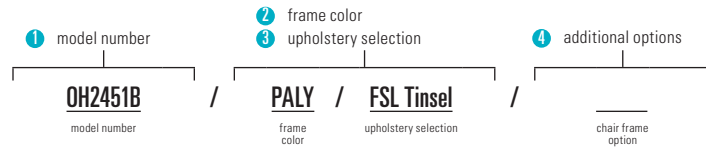
COM yardage requirements are calculated based on a material width of 54" and a repeat of 2" or less. For material less than 54" wide, contact Versteel for yardage requirements. Use the chart below as a guide to calculate your COM yardage. For quantities greater than 10, contact Versteel Customer Service for calculation of COM yardage by chair model.

NOTE THIS CHART IS NOT APPLICABLE FOR MULTIPLE FABRICS ON ONE UNIT. CONTACT VERSTEEL CUSTOMER SERVICE FOR YARDAGE REQUIREMENTS WHEN SPECIFYING MULTIPLE FABRICS.

Quantity of Units	1	2	3	4	5	6	7	8	9	10
Freestanding (without back)										
OH24	2.5	2.5	3.0	3.0	4.0	5.5	5.5	6.5	7.5	8.0
OH2451	2.5	3.0	5.5	6.5	8.0	8.0	10.5	13.0	14.0	14.5
OH2478	3.0	5.5	7.5	8.0	10.5	14.0	14.5	16.5	20.0	20.5
Freestanding (with back)										
OH24B	3.0	4.5	5.0	8.0	8.5	11.0	12.5	16.0	18.5	20.0
OH2451B	3.0	8.0	11.0	16.0	20.0	22.0	24.0	27.0	31.5	33.0
OH2478B	5.5	11.0	18.5	22.0	26.0	31.5	35.0	38.0	43.0	48.0
Freestanding Ottoman										
OH360	2.5	3.5	4.5	5.5	8.0					
OH480	3.0	5.0	7.5	9.0	12.0					
Configurable (without back)										
OH24ER	2.5	2.5	3.0	3.0	4.0	5.5	5.5	6.5	7.5	8.0
OH24EL	2.5	2.5	3.0	3.0	4.0	5.5	5.5	6.5	7.5	8.0
OH24LR	2.5	2.5	3.0	3.0	4.0	5.5	5.5	6.5	7.5	8.0
OH24LL	2.5	2.5	3.0	3.0	4.0	5.5	5.5	6.5	7.5	8.0
OH24LD	2.5	2.5	3.0	3.0	4.0	5.5	5.5	6.5	7.5	8.0
Configurable (with back)										
OH24ERB	3.0	4.5	5.0	8.0	8.5	11.0	12.5	16.0	18.5	20.0
OH24ELB	3.0	4.5	5.0	8.0	8.5	11.0	12.5	16.0	18.5	20.0
OH24LRB	3.0	4.5	5.0	8.0	8.5	11.0	12.5	16.0	18.5	20.0
OH24LLB	3.0	4.5	5.0	8.0	8.5	11.0	12.5	16.0	18.5	20.0
OH24LDB	3.0	4.5	5.0	8.0	8.5	11.0	12.5	16.0	18.5	20.0

To Order, Specify...

- 1 Model Number
- 2 Frame Color
- 3 Upholstery Selection
- 4 Additional Options



An **OH2451B** is an OH! series, two seat with backs.

The codes **PALY / FSL Tinsel** specify Alloy legs and Grade 3 Solitaire Tinsel upholstery.

Model Number OH2451B



Sample Order Form

Quantity	Model # & Description	List Each	Extended List
1	OH2451B / PALY / FSL Tinsel OH! series, two seats with back / Alloy frame / Solitaire Tinsel upholstery	\$3,230	\$3,230

Orders may be sent via:

MAILING ADDRESS

Versteel
2332 Cathy Lane
Jasper, IN 47546

CONTACT VERSTEEL

EMAIL contact@versteel.com
TELEPHONE 800 876 2120
812 634 2120
FACSIMILE 812 482 9318

Powder Coat Finishes

All powder coat finishes in the Versteel offering have been formulated with the use of epoxy, polyester or epoxy and polyester blends to maximize the finish durability.

Powder Coat - Standardn/c

Powder Coat - Premium**\$147 per chair**

OH! Powder Coat Colors

Alloy	PALY	Navy	PNAV
Amethyst	PAME	Nimbus	PNIM
Anthracite	PANT	Nutmeg	PNUT
Black Anodized	PBLA	Pearl	PPEA
Bronze	PBRO	Pebble	PPEB
Calypso	PCAL	Platinum	PPLA
Carbon	PCAR	Poppy	PPOP
Champagne	PCHA	Royal	PROY
Coconut	PCOC	Seaside	PSEA
Crimson	PCRI	Shipyards	PSHI
Daffodil	PDAF	Silver	PSIL
Ebony	PEBO	Snow	PSNO
Forest	PFOR	Stone	PSTO
Fossil	PFOS	Storm	PSTM
Graphite	PGRA	Terra Cotta	PTEC
Hope	PHOP	Whisper	PWHI
Kelly Green	PKEG	White Linen	PWHL
Mica	PMIC	Powder Coat Alternative	OPA
Mint	PMNT		

Premium Powder Coats (indicated by Ⓢ)

Versteel's premium process uses specially formulated powder coats for a truly unique color palette.

**Powder Coat Alternative
Call for quotation**

Specify code **OPA** (Powder Coat Alternative), add cost from Versteel quotation

Powder Coat Alternatives are available from Versteel. The entire RAL color reference along with hundreds of other colors and finishes are available.

For Powder Coat Alternative matching, you must supply a color reference sample or an RAL number. Versteel will review the sample for possible existing colors available and send a sample for customer approval. If no color match exists, a custom match can be developed. Call Versteel Customer Service for associated upcharges on custom color development.

NOTE CUSTOM COLOR MATCHING APPROVALS MAY AFFECT STANDARD PRODUCTION SCHEDULES

Polished Aluminum

One piece cast aluminum legs, back supports, and connectors are polished to a high gloss sheen.

Polished Aluminum**APOL**

NOTE POLISHED ALUMINUM IS NOT AVAILABLE ON THE PULL UP TABLE

Chrome (available on Pull Up Table only)

Versteel applies a deep luster nickel chrome plated finish. Chrome is the most durable finish available. Specify and add \$203.00 list each.

Chrome**ECHR**

Laminates

Versteel's standard offering of laminates includes over 900 laminates from Wilsonart, Formica, Nevamar and Pionite.

Laminate manufacturers change standard offerings frequently, and it is possible that a standard product can become unavailable. Versteel cannot be responsible for any inconvenience this may cause.

PVC Edges

OH! laminate table edges are available with a PVC Edge.

→ PVC provides hot melt application in a continuous band around the surface.

OH! PVC Edge Colors

Absolute Acajou	CABA	Nimbus	CNIM
Alloy	CALY	Pearl	CPEA
Carbon	CCAR	Platinum	CPLA
Champagne	CCHA	Pralines & Cream	CPRC
Coconut	CCOC	Shadow	CSHA
Ebony	CEBO	Snow	CSNO
Florence Walnut	CFLW	Stone	CSTO
Fossil	CFOS	Storm	CSTM
Graphite	CGRA	Whisper	CWHI
Grey	CGRE	White Linen	CWHL
Kensington			
Maple	CKEM		

Custom PVC Color Match

Call for quotation / one time charge per color , per order

Specify code **OCF** (Custom PVC Color Match), add cost from Versteel quotation

PVC Color Match can be the selection of a color that is available from a Versteel supplier or a new custom color developed for the order. Minimum footage requirements mean that the amount of material needed for your order will effect the cost.

For PVC Color Matching you must supply a color reference sample. Versteel will review the sample for possible existing colors available and send a sample for customer approval. If no color match exists, a custom match will be developed and sampled for customer approval before a production schedule is established.

NOTE CUSTOM COLOR MATCHING APPROVALS MAY AFFECT STANDARD PRODUCTION SCHEDULES

Veneer & Wood Finish

OH! tables are available with standard Ash, Cherry, Maple and Walnut veneers.

OH! Veneer Species

Ash **AP01** Maple **MP01**
 Cherry **CP01** Walnut **WP01**

OH! Veneer Finish**Ash**

Beach **VBEA** Fog **VFOG**
 Chestnut **VCHE** Pebble **VPEB**
 Drift **VDRI** Whisper **VWHI**
 Fawn **VFAW**

Cherry

Blossom Cherry . . **VBLC** Java Cherry . . . **VJAC**
 Cordovan Cherry . **VCNC** Millwork Cherry. **VMWC**
 Golden Cherry . . . **VGNC**

Maple

Caramel Maple . **VCMM** Sugar Maple . . . **VSUM**
 Solar Maple **VSLM**

Walnut

Brighton Walnut . **VBRW** Natural Walnut . **VNAW**
 Espresso Walnut **VESW**

→ Wood banding is a multi-ply maple wood band.

Stain Finish Match**\$894 / one time per finish, per order**

Specify code **OSM** (Stain Finish Match), add \$894.00 list per finish, per order

Alternative Stain Finishes are available for veneer and wood edged tops.

For Stain Finish Matching, you must supply a 4" x 4" finish color and grain reference sample. An expertly finish matched sample will be provided for customer approval.

NOTE CUSTOM COLOR MATCHING APPROVALS MAY AFFECT STANDARD PRODUCTION SCHEDULES

Veneer or Wood Edge Alternatives

For veneer or wood edge requirements other than our standard sliced cherry, maple or walnut, contact Versteel Customer Service with the specifications of the materials you would like to specify.

NOTE VENEER OR WOOD EDGE ALTERNATIVE APPROVAL MAY AFFECT STANDARD PRODUCTION SCHEDULES

Wood Finish Alternatives

Versteel finish has a natural grain fill level finish appearance, contact Versteel Customer Service for alternative fill levels (Oak veneer's natural pore grain does not allow the application of a full-fill finish). Coarse grain will require additional application steps for a full-fill grain appearance and will require a quote.

NOTE WOOD FINISH ALTERNATIVE APPROVAL MAY AFFECT STANDARD PRODUCTION SCHEDULES

Corian®

Corian® is an advanced composite product used as an architectural and design material in a variety of residential and commercial applications.

OH! Corian® Colors

Antarctica **NART**
 Bisque **NBIS**
 Designer White **NDEW**
 Elegant Gray **NELG**
 Glacier White **NGLW**
 Linen **NLIN**
 Matterhorn **NMTH**
 Pearl Gray **NPLG**
 Platinum **NPLA**
 Savannah **NSAV**
 Silver Gray **NSLG**
 Vanilla **NVAN**

Alternative Corian® colors may be specified. Contact Customer Service for quote.

Table Top Alternatives

Table tops can be produced in alternative top material if desired. Contact Versteel Customer Service for pricing and availability.

Finish Reference & Samples

For finish color reference, please refer to Versteel's finish card. Contact Versteel to receive actual color samples for color matches and final color approval.

À la Carte Connector

When your configuration requires an additional connector it can be ordered by specifying model number **OHAC 19CTR**.

OHAC 19CTR **\$ 105**

VERSTEEL

Versteel recommends either the Garcia or Mini-Tap for the freestanding OH! units. Other under mount units may be specified. Contact customer service with questions.

The recommended location of the under mount power unit is on the lower right side as seated. Refer to diagram below. Electrical unit is shipped uninstalled and may be placed in alternate locations.



Electrical location

Garcia

Low-profile, low-voltage Garcia mounts under the seat providing power for tablets, cell phones, and more.



SPECIFICATIONS (per unit)

- Two (2), 2.1 Amp USB ports
- LED charging indicator lights
- 72" power supply cord with a barrel connector

Model	Description	
GRC-IP2U	Two (2), 2.1 Amp USB ports	\$369 list

Unit Color

BB	Black with Black Mounting Bracket	n/c
WW	White with White Mounting Bracket	n/c

Model Example: GRC-IP2U-BB

Mini-Tap (per unit)

Mini-Tap provides 2 outlets that can be mounted, with key slots, so as to put power near the edge of the seat. Mini-Tap is black.



SPECIFICATIONS

- Two (2) Simplexes
- Available with spill-proof Simplexes

Model	Description	
MTP-IP2X	Two (2) power	\$133 list
MTP-IP2U	One (1) power and one (1) dual port USB charger	\$343 list

Cord Length

72	72" cord length	n/c
120	120" cord length	\$ 18 list

Model Example: MTP-IP2X-72

Utilizing The Twine corded system up to six (6) power accessories can be sequenced with one infeed cord. Refer to diagrams and ordering information below.

NOTE: Additional configurations are available. Contact customer service with questions.

SPECIFICATIONS

- Finish: Black plastic
- Power & USB
- Up to 8 power outlets with multiple USB ports
- 6' power infeed cord



Above diagram shows the recommended location of sequenced under mount power units. Electrical units are shipped uninstalled and may be placed in alternate locations.

Garcia (USB only)

Model	Description	
OHGA51	Two (2) USB ports (per unit)	\$607 list

- SPECIFICATIONS (per unit)**
- Two (2), 2.1 Amp USB ports
 - LED charging indicator lights

Unit Color		
BB	Black with Black Mounting Bracket	n/c
WW	White with White Mounting Bracket	n/c

Model Example: OHGA51-WW

Mini-Tap (power or power/USB)

Model	Description	
OHMTPP51	Two (2) power (per unit)	\$469 list
OHMTPU51	One (1) power and one (1) dual port USB charger (per unit)	\$876 list

- SPECIFICATIONS (per unit)**
- Two (2) Simplexes
 - Available with spill-proof Simplexes

Model Example: OHMTPU51



Above diagram shows the recommended location of sequenced under mount power units. Electrical units are shipped uninstalled and may be placed in alternate locations.

Garcia (USB only)

Model	Description	
OHGA78	Two (2) USB ports (per unit)	\$815 list

- SPECIFICATIONS (per unit)**
- Two (2), 2.1 Amp USB ports
 - LED charging indicator lights

Unit Color

BB	Black with Black Mounting Bracket	n/c
WW	White with White Mounting Bracket	n/c

Model Example: OHGA78-BB

Mini-Tap (power or power/USB)

Model	Description	
OHMTPP78	Two (2) power (per unit)	\$480 list
OHMTPU78	One (1) power and one (1) dual port USB charger (per unit)	\$890 list

- SPECIFICATIONS (per unit)**
- Two (2) Simplexes
 - Available with spill-proof Simplexes

Model Example: OHMTPU78

VERSTEEL



Above diagram shows the recommended location of sequenced under mount power units. Electrical units are shipped uninstalled and may be placed in alternate locations.

Garcia (USB only)

Model	Description	
OHGA105	Two (2) USB ports (per unit)	\$851 list

- SPECIFICATIONS (per unit)
- Two (2), 2.1 Amp USB ports
 - LED charging indicator lights

Unit Color

BB	Black with Black Mounting Bracket	n/c
WW	White with White Mounting Bracket	n/c

Model Example: OHGA105-BB

Mini-Tap (power or power/USB)

Model	Description	
OHMTPP105	Two (2) power (per unit)	\$518 list
OHMTPU105	One (1) power and one (1) dual port USB charger (per unit)	\$927 list

- SPECIFICATIONS (per unit)
- Two (2) Simplexes
 - Available with spill-proof Simplexes




Model Example: OHMTPU105



Questions?

1.800.876.2120

OS = Quickship Program Product




Model #	Description	Dimensions	Product Wt	material >	Fabric	Fabric	Fabric	Fabric	Fabric
				grade >	Grade 2 or COM	Grade 3	Grade 4	Grade 5	Grade 6
OH24 	Single Seat No Back	Overall Width: 24" Overall Depth: 24" Overall Height: 18" Seat Width: 24" Seat Depth: 24" Seat Height: 18"	17 OS		859	937	1013	1089	1166
OH2451 	Two Seats No Back	Overall Width: 51" Overall Depth: 24" Overall Height: 18" Seat Width: 24" Seat Depth: 24" Seat Height: 18"	34 OS		1661	1852	2043	2235	2426
OH2478 	Three Seats No Back	Overall Width: 78" Overall Depth: 24" Overall Height: 18" Seat Width: 24" Seat Depth: 24" Seat Height: 18"	50 OS		2332	2524	2716	2907	3099

To Order, Specify...

- 1 Model Number
- 2 Frame Color
- 3 Upholstery Selection
- 4 Additional Options



[Questions?](#)
1.800.876.2120



				material > grade >	Fabric Grade 2 or COM	Fabric Grade 3	Fabric Grade 4	Fabric Grade 5	Fabric Grade 6
Model #	Description	Dimensions	Product Wt						
OH24B 	Single Seat With Back	Overall Width: 24" Overall Depth: 27" Overall Height: 33" Seat Width: 24" Seat Depth: 24" Seat Height: 18"	29	1471	1626	1778	1931	2084	
OH2451B 	Two Seats With Back	Overall Width: 51" Overall Depth: 27" Overall Height: 33" Seat Width: 24" Seat Depth: 24" Seat Height: 18"	58	2885	3230	3575	3919	4264	
OH2478B 	Three Seats With Back	Overall Width: 78" Overall Depth: 27" Overall Height: 33" Seat Width: 24" Seat Depth: 24" Seat Height: 18"	86	4170	4591	5012	5433	5854	

Frame Finish	Price	Seat Options	Code	Price	Custom Charges	Code	Price
Powder Coat - Standard	n/c	Seat Accent Fabric	SAF	\$ 333	Powder Coat Alternative (per color)	OPA	call
Powder Coat - Premium	\$ 147						
Polished Aluminum	n/c	Power and Data Options					
		Please reference the Power Options section					



Questions?

1.800.876.2120

				material > grade >	Fabric Grade 2 or COM	Fabric Grade 3	Fabric Grade 4	Fabric Grade 5	Fabric Grade 6
Model #	Description	Dimensions	Product Wt						
OH360 	Ottoman 5 Legs	Overall Width: 36" Overall Depth: 36" Overall Height: 18" Seat Height: 18"	33	1527	1682	1835	1987	2142	
OH480 	Ottoman 6 Legs	Overall Width: 48" Overall Depth: 48" Overall Height: 18" Seat Height: 18"	54	2181	2412	2640	2870	3100	

To Order, Specify...

- 1 Model Number
- 2 Frame Color
- 3 Upholstery Selection
- 4 Additional Options

[Questions?](#)



1.800.876.2120

Frame Finish	Price	Seat Options	Code	Price	Custom Charges	Code	Price
Powder Coat - Standard	n/c	Seat Accent Fabric	SAF	\$ 333	Powder Coat Alternative (per color)	OPA	call
Powder Coat - Premium	\$ 147						
Polished Aluminum	n/c						

Power and Data Options
Please reference the Power Options section



Questions?
1.800.876.2120

				top > edge >	Laminate Flat PVC	Veneer Flat Wood	Corian Square
				edge ordering code (radius corner) >	LP7R	VW7R	CS7R
				top thickness >	1"	1"	1"
Model #	Description	Dimensions	Product Wt				
OH24RD	Round	Width: 24" Depth: 24" Height: 12"	14	722	2034	1378	
							
OH14RDLT	Pull Up Table	Width: 14" Depth: 14" Height: 25.5"	25	519	1717	1039	
							

To Order, Specify...

- 1 Model Number
- 2 Frame Color
- 3 Top Material
- 4 Top Color
- 5 Edge Detail
- 6 Additional Options

VERSTEEL

[Questions?](#)

1.800.876.2120

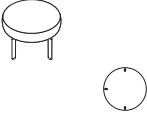
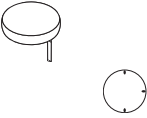
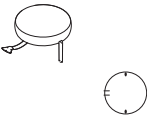
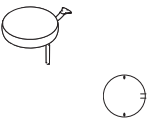

Frame Finish	Price	Top Options	Code	Price	Custom Charges	Code	Price
Powder Coat - Standard	n/c	Special Laminate	TSP	call	Powder Coat Alternative (per color)	OPA	call
Powder Coat - Premium	\$ 147				Custom PVC Color Match	OCP	call
Polished Aluminum	n/c				Stain Finish Match (per finish)	OSM	\$ 894
Not Available on Pull Up Table		Power and Data Options					
Chrome	\$ 203	Please reference the Power Options section					
Not Available on Round Table							



Questions?

1.800.876.2120

≠OS = Quickship Program Product


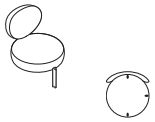

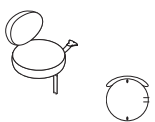

Model #	Description	Dimensions	Product Wt	material >	Fabric	Fabric	Fabric	Fabric	Fabric
				grade >	Grade 2 or COM	Grade 3	Grade 4	Grade 5	Grade 6
 OH24ER	End Seat, Right No Back	Overall Width: 24" Overall Depth: 24" Overall Height: 18" Seat Width: 24" Seat Depth: 24" Seat Height: 18"	18		798	874	950	1027	1104
 OH24EL	End Seat, Left No Back	Overall Width: 24" Overall Depth: 24" Overall Height: 18" Seat Width: 24" Seat Depth: 24" Seat Height: 18"	18		798	874	950	1027	1104
 OH24LR	Linking Seat Connector Right No Back	Overall Width: 24" Overall Depth: 24" Overall Height: 18" Seat Width: 24" Seat Depth: 24" Seat Height: 18"	18		802	878	955	1032	1109
 OH24LL	Linking Seat Connector Left No Back	Overall Width: 24" Overall Depth: 24" Overall Height: 18" Seat Width: 24" Seat Depth: 24" Seat Height: 18"	18		802	878	955	1032	1109
 OH24LD	Linking Seat Two Connectors No Back	Overall Width: 24" Overall Depth: 24" Overall Height: 18" Seat Width: 24" Seat Depth: 24" Seat Height: 18"	18		866	942	1018	1096	1172

To Order, Specify...

- 1 Model Number
- 2 Frame Color
- 3 Upholstery Selection
- 4 Additional Options



[Questions?](#)
1.800.876.2120

				material > grade >	Fabric Grade 2 or COM	Fabric Grade 3	Fabric Grade 4	Fabric Grade 5	Fabric Grade 6
Model #	Description	Dimensions	Product Wt						
OH24ERB 	End Seat, Right With Back	Overall Width: 24" Overall Depth: 27" Overall Height: 33" Seat Width: 24" Seat Depth: 24" Seat Height: 18"	18 QS	1409	1563	1716	1869	2022	
OH24ELB 	End Seat, Left With Back	Overall Width: 24" Overall Depth: 27" Overall Height: 33" Seat Width: 24" Seat Depth: 24" Seat Height: 18"	18 QS	1409	1563	1716	1869	2022	
OH24LRB 	Linking Seat Connector Right With Back	Overall Width: 24" Overall Depth: 27" Overall Height: 33" Seat Width: 24" Seat Depth: 24" Seat Height: 18"	18 QS	1415	1567	1722	1874	2027	
OH24LLB 	Linking Seat Connector Left With Back	Overall Width: 24" Overall Depth: 27" Overall Height: 33" Seat Width: 24" Seat Depth: 24" Seat Height: 18"	18 QS	1415	1567	1722	1874	2027	
OH24LDB 	Linking Seat Two Connectors With Back	Overall Width: 24" Overall Depth: 27" Overall Height: 33" Seat Width: 24" Seat Depth: 24" Seat Height: 18"	18 QS	1478	1631	1785	1938	2091	

Frame Finish	Price	Seat Options	Code	Price	Custom Charges	Code	Price
Powder Coat - Standard.....	n/c	Seat Accent Fabric.....	SAF	\$ 333	Powder Coat Alternate (per color).....	OPA	call
Powder Coat - Premium.....	\$ 147						
Polished Aluminum.....	n/c	Power and Data Options					
		Please reference the Power Options section					



Questions?
1.800.876.2120

Model #	Description	Dimensions	Product Wt	top thickness >		
				1"	1"	1"
				edge >		
				edge ordering code (radius corner) >		
				Laminate Flat PVC	Veneer Flat Wood	Corian Square
				LP7R	VW7R	CS7R
OH18RDER	Round End Table, Right	Width: 18" Depth: 18" Height: 12"	9	629	1914	1233
OH18RDEL	Round End Table, Left	Width: 18" Depth: 18" Height: 12"	9	629	1914	1233
OH18RDLR	Round Linking Table Connector Right	Width: 18" Depth: 18" Height: 12"	9	617	1903	1221
OH18RDLL	Round Linking Table Connector Left	Width: 18" Depth: 18" Height: 12"	9	617	1903	1221
OH18RDLDD	Round Linking Table Two Connectors	Width: 18" Depth: 18" Height: 12"	9	711	1998	1315

To Order, Specify...

- 1 Model Number
- 2 Frame Color
- 3 Top Material
- 4 Top Color
- 5 Edge Detail
- 6 Additional Options

VERSTEEL



Questions?
1.800.876.2120

				top > edge >	Laminate Flat PVC	Veneer Flat Wood	Corian Square
				edge ordering code (radius corner) >	LP7R	VW7R	CS7R
				top thickness >	1"	1"	1"
Model #	Description	Dimensions	Product Wt				
OH24RDER 	Round End Table, Right	Width: 24" Depth: 24" Height: 12"	9	654	1966	1310	
OH24RDEL 	Round End Table, Left	Width: 24" Depth: 24" Height: 12"	9	654	1966	1310	
OH24RDLR 	Round Linking Table Connector Right	Width: 24" Depth: 24" Height: 12"	9	642	1955	1299	
OH24RDLL 	Round Linking Table Connector Left	Width: 24" Depth: 24" Height: 12"	9	642	1955	1299	
OH24RDLD 	Round Linking Table Two Connectors	Width: 24" Depth: 24" Height: 12"	9	737	2050	1394	

Frame Finish	Price
Powder Coat - Standard.....	n/c
Powder Coat - Premium.....	\$ 147
Polished Aluminum.....	n/c




Top Options	Code
Special Laminate.....	TSP

Price	Custom Charges	Code	Price
call	Powder Coat Alternative (per color).....	OPA	call
	Custom PVC Color Match.....	OCP	call
	Stain Finish Match (per finish).....	OSM	\$ 894

Power and Data Options
Please reference the Power Options section

Questions?




1.800.876.2120

				material > grade >	Fabric Grade 2 or COM	Fabric Grade 3	Fabric Grade 4	Fabric Grade 5	Fabric Grade 6
Model #	Description	Dimensions	Product Wt						
OHSD34T 	Privacy Screen Tackable	Overall Width: 33 $\frac{3}{8}$ " Overall Height: 62 $\frac{3}{8}$ " Panel Thickness: 2"	40	2610	2921	3230	3540	3849	
OHSD44T 	Privacy Screen Tackable	Overall Width: 43 $\frac{1}{4}$ " Overall Height: 66 $\frac{3}{8}$ " Panel Thickness: 2"	66	2774	3172	3570	3850	4248	
OHSD2065T 	Privacy Screen Tackable	Overall Width: 19 $\frac{3}{8}$ " Overall Height: 70 $\frac{3}{8}$ " Panel Thickness: 2"	46	2705	3103	3502	3900	4299	

To Order, Specify...

- 1 Model Number
- 2 Frame Color
- 3 Upholstery Selection
- 4 Additional Options

[Questions?](#)
1.800.876.2120

Model #	Description	Dimensions	Product Wt	material >	Fabric	Fabric	Fabric	Fabric	Fabric
				grade >	Grade 2 or COM	Grade 3	Grade 4	Grade 5	Grade 6
OHSD34A	Privacy Screen Acoustic	Overall Width: 33 3/4" Overall Height: 62 3/8" Panel Thickness: 2"	36		3155	3465	3773	4083	4394
									
OHSD44A	Privacy Screen Acoustic	Overall Width: 43 1/4" Overall Height: 66 3/8" Panel Thickness: 2"	59		3318	3717	4116	4513	4912
									
OHSD2065A	Privacy Screen Acoustic	Overall Width: 19 3/4" Overall Height: 70 3/8" Panel Thickness: 2"	40		3250	3648	4047	4445	4844
									

Frame Finish	Price
Powder Coat - Standard	n/c
Powder Coat - Premium	\$ 147
Platinum Powder Coat	\$ 438

Custom Charges	Code	Price
Powder Coat Alternative (per color)	OPA	call

Ollie Stool**Round****Stool Dimensions**


Overall height: 16 1/2"

Outer dimension: 15" diameter

Inner opening: 14 1/4" diameter, 12 1/2" high

Actual weight: 25 lbs.

Suggested for use with 29" table height

**Wood Lids*****Round****Dimensions****Overall Recess**

Lid Overall: 15 1/8" diameter

Lid Depth: 1 1/16"

Recess: 14 1/8" diameter/centered

Recess Depth: 1/4"

Electronic Device Slot

Lid Overall: 15 1/4" diameter

Lid Depth: 1 1/16"

Slot Depth: 5/8"

Slot Width: 1 1/16"

Slot Length: 14 1/2"

Slot Offset: 2 1/8" from center

Round Recess

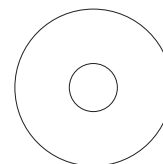
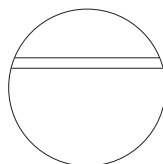
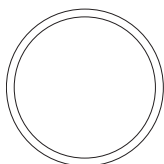
Lid Overall: 15 1/4" diameter

Lid Depth: 1 1/16"

Recess Diameter: 4"

Recess Depth: 1/4"

Recess Offset: 0" centered



*Due to the inherent characteristics of wood, considerable variations in wood grain and color may be visible.

Key Description


- 1 hinged upholstered seat/lid, molded 7-ply with 1/2" thick, 2 lb. density foam
- 2 upholstered base, 15" o.d. 3/8" fiberboard tube
- 3 upholstered base, 15" square 3/8" fiberboard tube
- 4 dual wheel caster, black nylon
- 5 lined storage interior with hinged seat/lid for access

VERSTEEL

**Ollie Stool
Square**

Stool Dimensions

Overall height: 16 1/2"
Outer dimension: 15" square (w/1" radius corners)
Inner opening: 14 1/4" square, 12 1/2" high
Actual weight: 25 lbs.
Suggested for use with 29" table height



**Wood Lids*
Square**

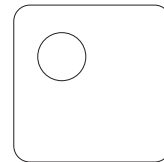

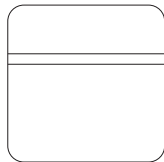

Dimensions

Overall Recess
Lid Overall: 15 1/8" square
Lid Depth: 1 1/16"
Recess: 13 3/8" square/centered
Recess Depth: 1/4"

Electronic Device Slot
Lid Overall: 15 1/8" square
Lid Depth: 1 1/16"
Slot Depth: 5/8"
Slot Width: 1 1/16"
Slot Length: 15 1/8"
Slot Inset: 4 5/8" from edge

Rectangle Recess
Lid Overall: 15 1/8" square
Lid Depth: 1 1/16"
Recess Width: 4 1/4"
Recess Length: 6 1/2"
Recess Depth: 1/4"
Recess Inset: 1 1/2" from edge

Round Recess
Lid Overall: 15 1/8" square
Lid Depth: 1 1/16"
Recess Diameter: 4"
Recess Depth: 1/4"
Recess Inset: 2" from edge



*Due to the inherent characteristics of wood, considerable variations in wood grain and color may be visible.

Versteel Seating COM Standard Yardage Requirements






COM yardage requirements are calculated for chairs and stools based on a material width of 54" and a repeat of 2" or less. For material less than 54" wide, contact Versteel for yardage requirements. Use the chart below as a guide to calculate your COM yardage. For quantities greater than 200 chairs or stools, contact Versteel Customer Service for calculation of COM yardage by chair model.

Quantity of Chairs	1	2	3	4	5	6	7	8	9	10	11	12	13	14	15
Chela (with or without arms)															
Upholstered Seat & Back	1.5	2.5	2.5	3.5	3.5	4.5	4.5	5.5	6.0	6.5	7.5	7.5	8.5	8.5	9.5
Upholstered Seat Only	1.0	1.5	1.5	2.0	2.0	2.5	2.5	3.5	4.0	4.0	4.5	4.5	5.0	5.0	6.0
Upholstered Back Only	0.5	1.0	1.3	1.3	1.8	2.0	2.0	2.5	2.5	3.0	3.0	3.5	3.5	4.0	4.0
Companion and Kompis Radius & Flared Back (with or without arms) <i>Yardage includes upholstered armcaps if specified.</i>															
Upholstered Seat & Back	1.5	2.5	3.5	4.5	5.0	6.0	6.5	7.5	9.0	9.5	11.0	11.0	13.0	13.0	14.5
Upholstered Seat Armless	1.0	1.5	1.5	2.5	2.5	3.0	3.0	4.0	4.5	4.5	5.0	5.0	6.0	6.0	6.5
Upholstered Seat with Arms	1.0	1.5	1.5	2.5	2.5	3.0	3.0	4.0	4.5	4.5	5.0	5.0	6.0	6.0	6.5
Upholstered Back Only	1.0	2.0	2.0	2.5	3.5	4.0	4.5	5.0	5.5	6.0	6.5	7.0	7.5	8.0	8.5
Companion and Kompis X Radius & Flared Back <i>Yardage includes upholstered armcaps.</i>															
Upholstered Seat, Back & Armcaps	2.5	5.0	7.0	9.0	11.0	13.5	15.5	17.0	19.0	21.5	23.0	24.5	26.5	28.5	30.5
Ollie Round (fully upholstered)															
Lid & Bottom (same fabric)	1.3	3.0	3.8	5.0	6.0	6.3	7.0	8.3	8.5	10.0	10.5	12.0	13.0	14.0	14.5
Lid (Fabric 01)	0.8	1.3	1.5	2.5	3.0	3.0	3.5	4.5	5.0	5.0	5.0	6.0	6.5	7.0	7.0
Bottom (Fabric 02)	1.3	1.8	2.5	3.0	4.0	4.5	5.0	5.8	6.3	6.8	8.0	8.5	9.0	9.5	10.5
Ollie Square (fully upholstered)															
Lid & Bottom (same fabric)	2.0	3.5	4.8	6.0	7.0	8.3	9.5	10.0	11.3	13.0	13.8	15.0	16.3	17.5	18.8
Lid (Fabric 01)	0.8	1.3	1.5	2.5	3.0	3.0	3.5	4.5	5.0	5.0	5.0	6.0	6.5	7.0	7.0
Bottom (Fabric 02)	1.8	3.0	3.5	4.5	6.3	6.8	8.0	8.5	9.5	11.3	11.8	13.0	13.5	14.5	16.3
Quanta															
Upholstered Seat Only	1.0	1.5	1.5	2.0	2.5	2.5	3.5	3.5	4.0	4.0	4.5	4.5	5.0	5.5	5.5
Upholstered Seat & Back	1.5	2.5	3.0	4.0	4.5	5.0	6.0	6.5	6.5	7.0	8.0	8.5	9.0	10.0	11.0
Gullwing-Upholstered Seat Only	1.5	2.5	4.0	5.0	6.0	7.0	8.5	9.5	11.0	12.0	14.5	15.5	17.0	18.0	19.5
Gullwing-Upholstered Seat & Back	2.0	3.5	4.5	6.0	7.0	8.5	9.5	11.0	12.0	13.0	14.5	15.5	17.0	18.0	20.0
Quanta Max															
Upholstered Seat Only	1.0	1.5	1.5	2.0	2.5	2.5	3.5	3.5	4.0	4.0	4.5	4.5	5.0	5.5	5.5
Sate															
Upholstered Seat Only	1.0	1.5	1.5	2.0	2.5	2.5	3.5	3.5	4.0	4.0	4.5	4.5	5.0	5.5	5.5
SIMON (with or without arms)															
Upholstered Seat & Back	1.5	2.5	3.0	4.0	5.0	5.5	6.5	7.5	8.0	9.0	9.5	10.5	11.0	12.0	13.0
Upholstered Seat Only	1.0	1.5	1.5	2.5	3.0	3.0	3.5	4.5	5.0	5.0	5.0	6.0	6.5	7.0	7.0
Upholstered Back Only	1.0	2.0	2.0	2.5	3.5	4.0	4.5	5.0	5.5	6.0	6.5	7.0	7.5	8.0	8.5
Socius															
Patient Mid Back	2.5	4.0	5.5	7.0	8.0	10.0	11.5	13.0	15.0	16.5	17.5	18.5	19.5	21.5	23.5
Patient High Back	3.0	4.0	6.0	8.0	9.0	11.0	12.0	14.0	17.0	18.0	19.5	20.5	22.5	24.0	26.5
Bariatric Mid Back	5.0	8.0	10.0	13.0	15.0	18.0	20.0	23.0	25.0	28.0	—	—	—	—	—
Zuri															
Upholstered Seat & Back (One Piece)	2.0	3.0	4.0	5.0	6.0	7.0	8.0	9.5	10.5	11.5	—	—	—	—	—
Upholstered Seat Pad	1.0	1.5	1.5	2.0	2.0	2.5	2.5	3.0	3.0	3.5	3.5	4.5	4.5	5.0	5.0
Low Back	1.5	2.5	2.5	3.5	3.5	4.5	4.5	6.0	6.0	7.0	—	—	—	—	—



Questions?

1.800.876.2120

				material > grade >	Fabric Grade 2 or COM	Fabric Grade 3	Fabric Grade 4	Fabric Grade 5	Fabric Grade 6
Style	Description	Model #	Product Wt						
 OLRDC-01	Round Base With Casters Hinged Seat/Lid - Upholstered Base - Upholstered	OLRDC-01 	25	589	681	772	863	949	
	Round Base With Glides Hinged Seat/Lid - Upholstered Base - Upholstered	OLRDG-01 	25	589	681	772	863	949	
	Round Base With Casters Fixed Lid - Upholstered Base - Upholstered	OLRDC-01F 	23	509	601	691	783	868	
	Round Base With Glides Fixed Lid - Upholstered Base - Upholstered	OLRDG-01F 	23	509	601	691	783	868	

Ollie can be ordered with one fabric specified for the lid and another fabric specified for the bottom. When doing so use the higher grade fabric pricing.

COM Yardage
Refer to page 200.

Sample Product Number Construction:


- 1 Choose your stool model.
- 2 Specify the upholstery selection.

VERSTEEL



Questions?

1.800.876.2120

		material > grade >	Fabric Grade 2 or COM	Fabric Grade 3	Fabric Grade 4	Fabric Grade 5	Fabric Grade 6	
Style	Description	Model #	Product Wt					
 <p><i>OLSQC-01</i></p>	Square Base With Casters Hinged Seat/Lid - Upholstered Base - Upholstered	OLSQC-01	25	589	681	772	863	949
	Square Base With Glides Hinged Seat/Lid - Upholstered Base - Upholstered	OLSQG-01	25	589	681	772	863	949
	Square Base With Casters Fixed Lid - Upholstered Base - Upholstered	OLSQC-01F	23	509	601	691	783	868
	Square Base With Glides Fixed Lid - Upholstered Base - Upholstered	OLSQG-01F	23	509	601	691	783	868

Ollie can be ordered with one fabric specified for the lid and another fabric specified for the bottom. When doing so use the higher grade fabric pricing.

COM Yardage
Refer to page 200.

Lid Options	Code	Price	Base Options	Code	Price
Wood Lid with Overall Recess	SLW01 ___	\$ 378	Dual Hanging File Rods; black	BFR	\$ 95
Wood Lid with Electronic Device Slot	SLW02 ___	\$ 378	(for Ollie Square Stool only)		
Wood Lid with Rectangle Recess	SLW03 ___	\$ 378	13 1/2" of available filing space (not adjustable)		
(for Ollie Square Stool only)					
Wood Lid with Round Recess	SLW04 ___	\$ 378			

Wood Lid option requires finish code
 Clear Matte on Maple MCL2
 Clear Gloss on Maple MCL3
 Clear Matte on Cherry CCL2
 Clear Gloss on Cherry CCL3
 Clear Matte on Walnut WCL2
 Clear Gloss on Walnut WCL3

**Quanta 4-Leg Base
Armless/Arms****Chair Dimensions**

Overall height: 31 3/8"
 Overall width w/ armcaps: 24 1/8"
 Overall width w/o arms: 20 1/4"
 Overall depth: 21 1/8"
 Seat height: 18"
 Seat width: 17 7/8"
 Seat depth: 16"
 Arm height w/ armcaps: 25 3/4"
 Actual weight: 21 lbs. w/ arms
 Actual weight: 19 lbs. w/o arms

**Quanta 4-Leg Base
Armless (Large Tablet)****Chair Dimensions**

Overall height: 31 3/8"
 Overall width w/ tablet up: 26 1/4"
 Overall depth w/ tablet up: 29 1/4"
 Seat height: 18"
 Seat width: 17 7/8"
 Seat depth: 16"
 Arm height: 27"
 Actual weight: 27 lbs.

Retractable Tablet Dimensions

Tablet size: 21 1/4" d x 14 3/4" w x 3/4" thick
 Tablet is available in black only

**Key Description**

- 1 arm, 3/8" steel plate
- 2 base frame 3/8" x 1 1/4" flat oval, 14 gauge steel tube
- 3 back supported by 2 rubber bumpers
- 4 seat supported by 4 rubber bumpers
- 5 finished seat and back, quarter cut ash plywood 7-ply, 3/8" thick

Key Description

- 6 welded and brazed 5-star base
- 7 dual wheel two-tone nylon soft wheel casters
- 8 clear polycarbonate glide (not recommended for concrete floors)

VERSTEEL

**Quanta Guest
24" Stool
Armless/Arms**

Chair Dimensions
Overall height: 37 1/2"
Overall width w/ armcaps: 25 1/4"
Overall width w/o arms: 19 1/2"
Overall depth: 23 1/2"
Seat height: 24"
Seat width: 18"
Seat depth: 16"
Arm height w/ armcaps: 31 3/4"
Actual weight: 25 lbs. w/ arms
Actual weight: 24 lbs. w/o arms



**Quanta Guest
29" Stool
Armless/Arms**

Chair Dimensions
Overall height: 42 1/2"
Overall width w/ armcaps: 25 1/4"
Overall width w/o arms: 19 1/2"
Overall depth: 25 1/2"
Seat height: 29"
Seat width: 18"
Seat depth: 16"
Arm height w/ armcaps: 36 3/4"
Actual weight: 27 lbs. w/ arms
Actual weight: 26 lbs. w/o arms



Stacking (Trolley)

Guest Chair with or without casters 5 non-upholstered seats only

Stacking (Floor)

Guest Chair without casters 4 non-upholstered seats only
Guest Chair with casters 4 non-upholstered seats only

**Quanta Swivel Base
Armless/Arms****Chair Dimensions**

Overall height: 31 1/4"
 Overall width w/ armcaps: 26 3/8"
 Overall width w/o arms: 23"
 Overall depth: 22"
 Seat height: 17 3/4" – 22 3/4"
 Seat width: 18 3/8"
 Seat depth: 16"
 Actual weight w/ arms: 35 lbs.
 Actual weight w/o arms: 31 lbs.

**Quanta Apex Base
Armless****Chair Dimensions**

Overall height: 31"
 Overall width: 20"
 Overall depth: 20 1/2"
 Seat height: 17 1/6"
 Seat width: 17 1/8"
 Seat depth: 16"
 Actual weight: 23 lbs.

**Key Description**

- 1 arm, 3/8" steel plate
- 2 base frame 3/8" x 1 1/4" flat oval, 14 gauge steel tube
- 3 back supported by 2 rubber bumpers
- 4 seat supported by 4 rubber bumpers
- 5 finished seat and back, quarter cut ash plywood 7-ply, 3/8" thick

Key Description

- 6 welded and brazed 5-star base
- 7 dual wheel two-tone nylon soft wheel casters
- 8 upholstered seat, molded liner with 1/2" thick 2 lb. density foam
- 9 3" diameter column with 20" diameter base

VERSTEEL

Quanta Apex Base Lounge

Chair Dimensions
 Overall height: 27 3/4"
 Overall width: 21 1/2"
 Overall depth: 21"
 Seat height: 15 1/4"
 Seat width: 20 1/2"
 Seat depth: 16 1/2"
 Actual weight: 23 lbs.



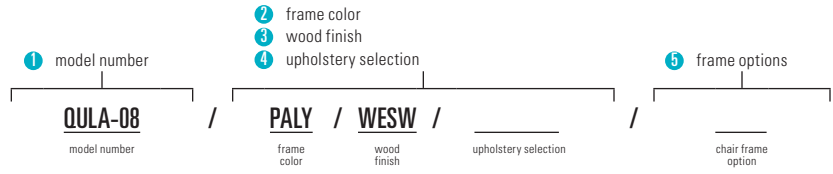
Quanta Swivel Base Gullwing Arms

Chair Dimensions
 Overall height: Adjustable from 30 1/2" – 36"
 Overall width w/ arms: 30 3/4"
 Overall depth: 20"
 Seat height: Adjustable from 17" to 22"
 Seat width: 20 1/2"
 Seat depth: 17"
 Actual weight: 49 lbs.



To Order, Specify...

- 1 Model Number
- 2 Frame Color
- 3 Wood Finish
- 4 Upholstery Selection
- 5 Frame Options



A **QULA-08** is a Quanta series, 4-leg chair with arms.

The codes **PALY / WESW** specify an Alloy frame and Espresso Walnut wood finish.

Chair Model QULA-08



Sample Order Form

Quantity	Model # & Description	List Each	Extended List
41	QULA-08 / PALY / WESW Quanta 4-leg, wood seat, back and armcaps / Alloy frame / Espresso Walnut wood finish	\$1,148	\$47,068

Orders may be sent via:

MAILING ADDRESS

Versteel
2332 Cathy Lane
Jasper, IN 47546

CONTACT VERSTEEL

EMAIL contact@versteel.com
TELEPHONE 800 876 2120
812 634 2120
FACSIMILE 812 482 9318

Studio Steel®

Versteel’s “urban fabrication” process leaves the telltale signs of welding and assembly on the surface, highlighting a manufacturing aesthetic. Choosing a clear or transparent powder coat is recommended, allowing tonal striations (created as a result of extreme heat), natural textures, and the inherent qualities of raw steel to show through.

Studio Steel Process. \$147 per chair

Powder Coat Finishes

All powder coat finishes in the Versteel offering have been formulated with the use of epoxy, polyester or epoxy and polyester blends to maximize the finish durability.

Powder Coat - Standard n/c

Powder Coat - Premium \$147 per chair

Quanta Powder Coat Colors

- Alloy [PALY](#) Mint [PMNT](#)
- Amethyst [PAME](#) Navy [PNAV](#)
- Anthracite [PANT](#) Nimbus [PNIM](#)
- Black Anodized [PBLA](#) Nutmeg [PNUT](#)
- Bronze [PBRO](#) † Obsidian [POBS](#)
- Calypso [PCAL](#) † Pacific [PPAC](#)
- Carbon [PCAR](#) Pearl [PPEA](#)
- Champagne [PCHA](#) Pebble [PPEB](#)
- Coconut [PCOC](#) Ⓟ Platinum [PPLA](#)
- † Copper [PCOP](#) Poppy [PPOP](#)
- Crimson [PCRI](#) † Raven [PRAV](#)
- † Crystal [PCRY](#) Royal [PROY](#)
- Daffodil [PDAF](#) † Satin [PSAT](#)
- Ebony [PEBO](#) Seaside [PSEA](#)
- Forest [PFOR](#) Shipyard [PSHI](#)
- Fossil [PFOS](#) Silver [PSIL](#)
- † Garnet [PGAR](#) Snow [PSNO](#)
- † Gold [PGOL](#) Stone [PSTO](#)
- Graphite [PGRA](#) Storm [PSTM](#)
- Ⓟ Hope [PHOP](#) Terra Cotta [PTEC](#)
- Kelly Green [PKEG](#) Whisper [PWHI](#)
- † Matte [PMAT](#) White Linen [PWHL](#)
- Mica [PMIC](#) Powder Coat Alternative [OPA](#)

Transparent Powder Coats (indicated by †)

Transparent characteristics of these powders allow welds and textures inherent to raw steel to be visible.

Premium Powder Coats (indicated by Ⓟ)

Versteel’s premium process uses specially formulated powder coats for a truly unique color palette.

Powder Coat Alternatives

You must forward a color sample or an RAL number for each alternate powder coat color with order placement. Call Versteel Customer Service for pricing and availability.

Chrome

Versteel applies a deep luster nickel chrome plated finish. Chrome is the most durable finish available.

Chrome. [ECHR](#)

For Chrome, an upcharge applies (see product price list for upcharge).

Nickel

Versteel applies a nickel plated finish with a clear coat applied for durability.

Nickel [ENKL](#)

For Nickel, an upcharge applies (see product price list for upcharge).

Quanta Seats & Backs

Seat and back are a molded multi-ply maple core with quarter-cut reconstituted Ash veneer.

Standard Versteel Upholstery

Versteel offers a wide range of materials from fabrics in a variety of colors and textures, to vinyls for soil resistance. Please refer to Versteel’s fabric cards or the “Materials and Finishes” section of our website for reference information. versteel.com

Wood Finish

Versteel uses a post-catalyst varnish NDF topcoat that meets AWI (Architectural Woodwork Institute) TR6 performance standards.

Quanta Wood Finishes

- Beach [WBEA](#) Forest [WFOR](#)
- Blossom Cherry [WBLC](#) Golden Cherry [WGNC](#)
- Brighton Walnut [WBRW](#) Java Cherry [WJAC](#)
- Caramel Maple [WCMM](#) Millwork Cherry [WMWC](#)
- Chestnut [WCHE](#) Pebble [WPEB](#)
- Cordovan Cherry [WCNC](#) Seaside [WSEA](#)
- Drift [WDRI](#) Solar Maple [WSLM](#)
- Espresso Walnut [WESW](#) Sugar Maple [WSUM](#)
- Fawn [WFAW](#) Terra Cotta [WTEC](#)
- Fog [WFOG](#) Whisper [WWHI](#)
- Natural Walnut [WENW](#) Stain Finish Match [OSM](#)
- (European Walnut)

Stain Finish Match


You must forward two 4" x 4" samples for each custom stain finish color match with order placement. Upcharge of \$894 list will apply for each stain color match.

NOTE STAIN FINISH MATCH COLOR APPROVAL MAY AFFECT STANDARD PRODUCTION SCHEDULES



Versteel Seating COM Standard Yardage Requirements

COM yardage requirements are calculated for chairs and stools based on a material width of 54" and a repeat of 2" or less. For material less than 54" wide, contact Versteel for yardage requirements. Use the chart below as a guide to calculate your COM yardage. For quantities greater than 200 chairs or stools, contact Versteel Customer Service for calculation of COM yardage by chair model.

Quantity of Chairs	1	2	3	4	5	6	7	8	9	10	11	12	13	14	15
Chela (with or without arms)															
Upholstered Seat & Back	1.5	2.5	2.5	3.5	3.5	4.5	4.5	5.5	6.0	6.5	7.5	7.5	8.5	8.5	9.5
Upholstered Seat Only	1.0	1.5	1.5	2.0	2.0	2.5	2.5	3.5	4.0	4.0	4.5	4.5	5.0	5.0	6.0
Upholstered Back Only	0.5	1.0	1.3	1.3	1.8	2.0	2.0	2.5	2.5	3.0	3.0	3.5	3.5	4.0	4.0
Companion and Kompis Radius & Flared Back (with or without arms) <i>Yardage includes upholstered armcaps if specified.</i>															
Upholstered Seat & Back	1.5	2.5	3.5	4.5	5.0	6.0	6.5	7.5	9.0	9.5	11.0	11.0	13.0	13.0	14.5
Upholstered Seat Armless	1.0	1.5	1.5	2.5	2.5	3.0	3.0	4.0	4.5	4.5	5.0	5.0	6.0	6.0	6.5
Upholstered Seat with Arms	1.0	1.5	1.5	2.5	2.5	3.0	3.0	4.0	4.5	4.5	5.0	5.0	6.0	6.0	6.5
Upholstered Back Only	1.0	2.0	2.0	2.5	3.5	4.0	4.5	5.0	5.5	6.0	6.5	7.0	7.5	8.0	8.5
Companion and Kompis X Radius & Flared Back <i>Yardage includes upholstered armcaps.</i>															
Upholstered Seat, Back & Armcaps	2.5	5.0	7.0	9.0	11.0	13.5	15.5	17.0	19.0	21.5	23.0	24.5	26.5	28.5	30.5
Ollie Round (fully upholstered)															
Lid & Bottom (same fabric)	1.3	3.0	3.8	5.0	6.0	6.3	7.0	8.3	8.5	10.0	10.5	12.0	13.0	14.0	14.5
Lid (Fabric 01)	0.8	1.3	1.5	2.5	3.0	3.0	3.5	4.5	5.0	5.0	5.0	6.0	6.5	7.0	7.0
Bottom (Fabric 02)	1.3	1.8	2.5	3.0	4.0	4.5	5.0	5.8	6.3	6.8	8.0	8.5	9.0	9.5	10.5
Ollie Square (fully upholstered)															
Lid & Bottom (same fabric)	2.0	3.5	4.8	6.0	7.0	8.3	9.5	10.0	11.3	13.0	13.8	15.0	16.3	17.5	18.8
Lid (Fabric 01)	0.8	1.3	1.5	2.5	3.0	3.0	3.5	4.5	5.0	5.0	5.0	6.0	6.5	7.0	7.0
Bottom (Fabric 02)	1.8	3.0	3.5	4.5	6.3	6.8	8.0	8.5	9.5	11.3	11.8	13.0	13.5	14.5	16.3
Quanta															
Upholstered Seat Only	1.0	1.5	1.5	2.0	2.5	2.5	3.5	3.5	4.0	4.0	4.5	4.5	5.0	5.5	5.5
Upholstered Seat & Back	1.5	2.5	3.0	4.0	4.5	5.0	6.0	6.5	6.5	7.0	8.0	8.5	9.0	10.0	11.0
Gullwing-Upholstered Seat Only	1.5	2.5	4.0	5.0	6.0	7.0	8.5	9.5	11.0	12.0	14.5	15.5	17.0	18.0	19.5
Gullwing-Upholstered Seat & Back	2.0	3.5	4.5	6.0	7.0	8.5	9.5	11.0	12.0	13.0	14.5	15.5	17.0	18.0	20.0
Quanta Max															
Upholstered Seat Only	1.0	1.5	1.5	2.0	2.5	2.5	3.5	3.5	4.0	4.0	4.5	4.5	5.0	5.5	5.5
Sate															
Upholstered Seat Only	1.0	1.5	1.5	2.0	2.5	2.5	3.5	3.5	4.0	4.0	4.5	4.5	5.0	5.5	5.5
SIMON (with or without arms)															
Upholstered Seat & Back	1.5	2.5	3.0	4.0	5.0	5.5	6.5	7.5	8.0	9.0	9.5	10.5	11.0	12.0	13.0
Upholstered Seat Only	1.0	1.5	1.5	2.5	3.0	3.0	3.5	4.5	5.0	5.0	5.0	6.0	6.5	7.0	7.0
Upholstered Back Only	1.0	2.0	2.0	2.5	3.5	4.0	4.5	5.0	5.5	6.0	6.5	7.0	7.5	8.0	8.5
Socius															
Patient Mid Back	2.5	4.0	5.5	7.0	8.0	10.0	11.5	13.0	15.0	16.5	17.5	18.5	19.5	21.5	23.5
Patient High Back	3.0	4.0	6.0	8.0	9.0	11.0	12.0	14.0	17.0	18.0	19.5	20.5	22.5	24.0	26.5
Bariatric Mid Back	5.0	8.0	10.0	13.0	15.0	18.0	20.0	23.0	25.0	28.0	—	—	—	—	—
Zuri															
Upholstered Seat & Back (One Piece)	2.0	3.0	4.0	5.0	6.0	7.0	8.0	9.5	10.5	11.5	—	—	—	—	—
Upholstered Seat Pad	1.0	1.5	1.5	2.0	2.0	2.5	2.5	3.0	3.0	3.5	3.5	4.5	4.5	5.0	5.0
Low Back	1.5	2.5	2.5	3.5	3.5	4.5	4.5	6.0	6.0	7.0	—	—	—	—	—



Questions?
1.800.876.2120


		material > grade >	Fabric Grade 2 or COM	Fabric Grade 3	Fabric Grade 4	Fabric Grade 5	Fabric Grade 6	Wood
Style	Description	Model #	Product Wt					
 QUL-07	Armless 4-Leg Base Without Arms Seat - Upholstered Back - Upholstered	QUL-01	19	1040	1111	1179	1249	1319
	4-Leg Base Without Arms Seat - Upholstered Back - Wood	QUL-04	19	957	1028	1095	1166	1235
	4-Leg Base Without Arms Seat - Wood Back - Wood	QUL-07	19					873
 QULA-08	Arm 4-Leg Base With Arms Seat - Upholstered Back - Upholstered Armcaps - Wood	QULA-03	21	1316	1385	1455	1524	1595
	4-Leg Base With Arms Seat - Upholstered Back - Wood Armcaps - Wood	QULA-06	21	1233	1303	1373	1443	1513
	4-Leg Base With Arms Seat - Wood Back - Wood Armcaps - Wood	QULA-08	21					1148

Stacking
Refer to page 205.



COM Yardage
Refer to page 210.

To Order, Specify...

- 1 Model Number
- 2 Frame Color
- 3 Wood Finish
- 4 Upholstery Selection
- 5 Frame Options

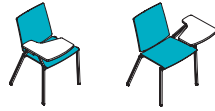


Questions?
1.800.876.2120

		material > grade >	Fabric Grade 2 or COM	Fabric Grade 3	Fabric Grade 4	Fabric Grade 5	Fabric Grade 6	Wood
Style	Description	Model #	Product Wt					
 <i>QUL-07TBR</i> Tablet material is 3/4" Black Europly with a Black painted edge.	4-Leg Base Flip-Up Tablet Arm Right Seat - Upholstered Back - Upholstered	QUL-01TBR	27	1308	1378	1447	1518	1588
	4-Leg Base Flip-Up Tablet Arm Right Seat - Upholstered Back - Wood	QUL-04TBR	27	1224	1295	1364	1430	1500
	4-Leg Base Flip-Up Tablet Arm Right Seat - Wood Back - Wood	QUL-07TBR	27					1139
 <i>QUL-07TBL</i> Tablet material is 3/4" Black Europly with a Black painted edge.	4-Leg Base Flip-Up Tablet Arm Left Seat - Upholstered Back - Upholstered	QUL-01TBL	27	1308	1378	1447	1518	1588
	4-Leg Base Flip-Up Tablet Arm Left Seat - Upholstered Back - Wood	QUL-04TBL	27	1224	1295	1364	1430	1500
	4-Leg Base Flip-Up Tablet Arm Left Seat - Wood Back - Wood	QUL-07TBL	27					1139



COM Yardage
Refer to page 210.

Finish Options	Price	Frame Options	Code	Price	Custom Charges	Code	Price
Chrome	\$ 147	Polyethylene Black Glides	GLD19	\$ 20	Powder Coat Alternative (per color)	OPA	call
Nickel	\$ 200	Casters - Dual Wheel Black Nylon			Stain Finish Match (per finish)	OSM	\$ 894
Powder Coat - Standard	n/c	Hard Wheel (set of 4)	CAS31	\$ 153			
Powder Coat - Premium	\$ 147	Casters - Dual Wheel Black Nylon					
		Soft Wheel (set of 4)	CAS64	\$ 153			
		Casters - Dual Wheel Two-Tone Nylon					
		Hard Wheel (set of 4)	CAS32	\$ 153			
		Casters - Dual Wheel Two-Tone Nylon					
		Soft Wheel (set of 4)	CAS47	\$ 153			
		Accessories					
		Chair Trolley	ACTQU	\$ 814			



Questions?


1.800.876.2120

		material > grade >	Fabric Grade 2 or COM	Fabric Grade 3	Fabric Grade 4	Fabric Grade 5	Fabric Grade 6	Wood
Style	Description	Model #	Product Wt					
 <p><i>QUL-07RTBR</i> Tablet material is %* Black Europly with a Black painted edge.</p>	Retractable Tablet Arm Right 4-Leg Base Retractable Tablet Arm Right Seat - Upholstered Back - Upholstered	QUL-01RTBR	27	1329	1396	1467	1537	1605
	4-Leg Base Retractable Tablet Arm Right Seat - Upholstered Back - Wood	QUL-04RTBR	27	1244	1312	1383	1452	1522
	4-Leg Base Retractable Tablet Arm Right Seat - Wood Back - Wood	QUL-07RTBR	27					1161
 <p><i>QUL-01RTBL</i> Tablet material is %* Black Europly with a Black painted edge.</p>	Retractable Tablet Arm Left 4-Leg Base Retractable Tablet Arm Left Seat - Upholstered Back - Upholstered	QUL-01RTBL	27	1329	1396	1467	1537	1605
	4-Leg Base Retractable Tablet Arm Left Seat - Upholstered Back - Wood	QUL-04RTBL	27	1244	1312	1383	1452	1522
	4-Leg Base Retractable Tablet Arm Left Seat - Wood Back - Wood	QUL-07RTBL	27					1161

COM Yardage
Refer to page 210.



To Order, Specify...

- 1 Model Number
- 2 Frame Color
- 3 Wood Finish
- 4 Upholstery Selection
- 5 Frame Options



Questions?

1.800.876.2120


		material > grade >	Fabric Grade 2 or COM	Fabric Grade 3	Fabric Grade 4	Fabric Grade 5	Fabric Grade 6	Wood
Style	Description	Model #	Product Wt					
 QUL-07S24	4-Leg Base 24" Seat Height Without Arms Seat - Upholstered Back - Upholstered	QUL-01S24	24	1491	1562	1629	1699	1769
	4-Leg Base 24" Seat Height Without Arms Seat - Upholstered Back - Wood	QUL-04S24	24	1407	1476	1546	1616	1684
	4-Leg Base 24" Seat Height Without Arms Seat - Wood Back - Wood	QUL-07S24	24					1322
 QULA-03S24, QULA-06S24 and QULA-08S24 Not available in chrome/nickel.	4-Leg Base 24" Seat Height With Arms Seat - Upholstered Back - Upholstered Armcaps - Wood	QULA-03S24	26	1643	1712	1782	1852	1921
	4-Leg Base 24" Seat Height With Arms Seat - Upholstered Back - Wood Armcaps - Wood	QULA-06S24	26	1559	1628	1698	1768	1837
	4-Leg Base 24" Seat Height With Arms Seat - Wood Back - Wood Armcaps - Wood	QULA-08S24	26					1475

33"- 38" table heights are recommended for use with 24" stool

COM Yardage Refer to page 210.

Finish Options	Price	Frame Options	Code	Price	Custom Charges	Code	Price
Chrome	\$ 147	Polyethylene Black Glides.....	GLD19	\$ 20	Powder Coat Alternative (per color).....	OPA	call
Nickel	\$ 200				Stain Finish Match (per finish).....	OSM	\$ 894
Powder Coat - Standard.....	n/c						
Powder Coat - Premium	\$ 147						



4-Leg Base Stool - 29"
Armless & Arm



VERSTEEL

Questions?

1.800.876.2120

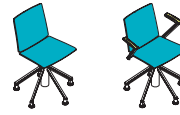
		material > grade >	Fabric Grade 2 or COM	Fabric Grade 3	Fabric Grade 4	Fabric Grade 5	Fabric Grade 6	Wood
Style	Description	Model #	Product Wt					
 QUL-07S29	4-Leg Base 29" Seat Height Without Arms Seat - Upholstered Back - Upholstered	QUL-01S29	26	1491	1562	1629	1699	1769
	4-Leg Base 29" Seat Height Without Arms Seat - Upholstered Back - Wood	QUL-04S29	26	1407	1476	1546	1616	1684
	4-Leg Base 29" Seat Height Without Arms Seat - Wood Back - Wood	QUL-07S29	26					1322
 QULA-03S29, QULA-06S29 and QULA-08S29 Not available in chrome/nickel	4-Leg Base 29" Seat Height With Arms Seat - Upholstered Back - Upholstered Armcaps - Wood	QULA-03S29	28	1643	1712	1782	1852	1921
	4-Leg Base 29" Seat Height With Arms Seat - Upholstered Back - Wood Armcaps - Wood	QULA-06S29	28	1559	1628	1698	1768	1837
	4-Leg Base 29" Seat Height With Arms Seat - Wood Back - Wood Armcaps - Wood	QULA-08S29	28					1475

38" - 42" table heights
are recommended for
use with 29" stool



COM Yardage
Refer to page 210.

To Order, Specify...

- 1 Model Number
- 2 Frame Color
- 3 Wood Finish
- 4 Upholstery Selection
- 5 Frame Options



Questions?
1.800.876.2120





				material > grade >	Fabric Grade 2 or COM	Fabric Grade 3	Fabric Grade 4	Fabric Grade 5	Fabric Grade 6	Wood
Style	Description	Model #	Product Wt							
 <i>QURS-07</i>	Swivel 5-Star Base Without Arms Seat - Upholstered Back - Upholstered	QURS-01	31	1462	1529	1600	1671	1740		
	Swivel 5-Star Base Without Arms Seat - Upholstered Back - Wood	QURS-04	31	1378	1447	1518	1588	1656		
	Swivel 5-Star Base Without Arms Seat - Wood Back - Wood	QURS-07	31							1295
 <i>QURSA-07</i>	Swivel 5-Star Base With Arms Seat - Upholstered Back - Upholstered Armcaps - Wood	QURSA-01	35	1605	1675	1745	1814	1885		
	Swivel 5-Star Base With Arms Seat - Upholstered Back - Wood Armcaps - Wood	QURSA-04	35	1522	1593	1661	1731	1802		
	Swivel 5-Star Base With Arms Seat - Wood Back - Wood Armcaps - Wood	QURSA-07	35							1440

COM Yardage
Refer to page 210.

Finish Options	Price	Frame Options	Code	Price	Custom Charges	Code	Price
Chrome	\$ 147	4-Leg models only			Powder Coat Alternative (per color)	OPA	call
Nickel	\$ 200	Polyethylene Black Glides	GLD19	\$ 20	Stain Finish Match (per finish)	OSM	\$ 894
Powder Coat - Standard	n/c	Swivel models only					
Powder Coat - Premium	\$ 147	Casters - Dual Wheel Black Nylon					
		Hard Wheel	CAS31	n/c			
		Casters - Dual Wheel Black Nylon					
		Soft Wheel	CAS64	n/c			
		Casters - Dual Wheel Two-Tone Nylon					
		Hard Wheel	CAS32	n/c			
		Casters not available on stool models					



Questions?
1.800.876.2120

				material > grade >	Fabric Grade 2 or COM	Fabric Grade 3	Fabric Grade 4	Fabric Grade 5	Fabric Grade 6	Wood
Style	Description	Model #	Product Wt							
 <i>QUX-07</i>	Armless 4-Leg Base Without Arms Seat - Upholstered Back - Upholstered	QUX-01 	23	1040	1111	1179	1249	1319		
	4-Leg Base Without Arms Seat - Upholstered Back - Wood	QUX-04 	23	957	1028	1095	1166	1235		
	4-Leg Base Without Arms Seat - Wood Back - Wood	QUX-07 	23						873	


COM Yardage
Refer to page 210.

To Order, Specify...

- 1 Model Number
- 2 Frame Color
- 3 Wood Finish
- 4 Upholstery Selection
- 5 Frame Options



[Questions?](#)
1.800.876.2120

				material > grade >	Fabric Grade 2 or COM	Fabric Grade 3	Fabric Grade 4	Fabric Grade 5	Fabric Grade 6	Wood
Style	Description	Model #	Product Wt							
 QUXL-07	4-Leg Base Without Arms Seat - Upholstered Back - Upholstered	QUXL-01	23	1040	1111	1179	1249	1319		
	4-Leg Base Without Arms Seat - Upholstered Back - Wood	QUXL-04	23	957	1028	1095	1166	1235		
	4-Leg Base Without Arms Seat - Wood Back - Wood	QUXL-07	23							873





COM Yardage
Refer to page 210.

Finish Options	Price	Frame Options	Code	Price	Custom Charges	Code	Price
Chrome	\$ 147	Polyethylene Black Glides.....	GLD19	\$ 20	Powder Coat Alternative (per color).....	OPA	call
Nickel	\$ 200				Stain Finish Match (per finish).....	OSM	\$ 894
Powder Coat - Standard.....	n/c						
Powder Coat - Premium	\$ 147						



Questions?

1.800.876.2120

				material > grade >	Fabric Grade 2 or COM	Fabric Grade 3	Fabric Grade 4	Fabric Grade 5	Fabric Grade 6	Wood
Style	Description	Model #	Product Wt							
 <p><i>QUDAH-01</i></p>	Swivel Disc Base Gullwing Arms Adjustable Height Seat - Upholstered Back - Upholstered Arms - Wood	QUDAH-01	49	1584	1671	1757	1844	1931		
		QUDAH-04	49	1452	1522	1593	1661	1731		
	Swivel Disc Base Gullwing Arms Adjustable Height Seat - Upholstered Back - Wood Arms - Wood	QUDAH-11	49	1823	1918	2010	2106	2203		
		QUDAH-14	49	1697	1771	1846	1924	1999		
	Swivel Disc Base Gullwing Arms Adjustable Height Seat - Fully Upholstered Back - Upholstered									
	Swivel Disc Base Gullwing Arms Adjustable Height Seat - Fully Upholstered Back - Wood									
										

COM Yardage
Refer to page 210.






To Order, Specify...

- 1 Model Number
- 2 Frame Color
- 3 Wood Finish
- 4 Upholstery Selection
- 5 Frame Options



Questions?

1.800.876.2120

		material > grade >	Fabric Grade 2 or COM	Fabric Grade 3	Fabric Grade 4	Fabric Grade 5	Fabric Grade 6	Wood
Style	Description	Model #	Product Wt					
 QUDFH-11	Swivel Disc Base Gullwing Arms Fixed Height Seat - Upholstered Back - Upholstered Arms - Wood	QUDFH-01	49	1584	1671	1757	1844	1931
								
	Swivel Disc Base Gullwing Arms Fixed Height Seat - Upholstered Back - Wood Arms - Wood	QUDFH-04	49	1452	1522	1593	1661	1731
								
	Swivel Disc Base Gullwing Arms Fixed Height Seat - Fully Upholstered Back - Upholstered	QUDFH-11	49	1823	1918	2010	2106	2203
								
	Swivel Disc Base Gullwing Arms Fixed Height Seat - Fully Upholstered Back - Wood	QUDFH-14	49	1697	1771	1846	1924	1999
								

COM Yardage
Refer to page 210.

Finish Options	Price
Chrome	\$ 147
Nickel	\$ 200
Powder Coat - Standard	n/c
Powder Coat - Premium	\$ 147

Custom Charges	Code	Price
Stain Finish Match (per finish)	OSM	\$ 894

**Quanta Max Sled or Guest Base
Armless/Arms****Chair Dimensions**

Overall height: 32 1/2"
 Overall width w/ arms: 22 3/8"
 Overall width w/o arms: 21 1/8"
 Overall depth: 20 3/8"
 Seat height: 18 1/2"
 Seat width: 17 3/8"
 Seat depth: 16 1/2"
 Arm height w/ armcaps: 25 3/4"
 Actual weight: 18 lbs. w/ arms
 Actual weight: 17 lbs. w/o arms

**Quanta Max Sled or Guest Base
Armless (Retractable Tablet)****Chair Dimensions**

Overall height: 32 1/2"
 Overall width w/ tablet up: 23 1/2" (sled)
 Overall width w/ tablet up: 24" (4-leg)
 Overall depth w/ tablet up: 28 1/2"
 Seat height: 18 1/2"
 Seat width: 17 3/8"
 Seat depth: 16 1/2"
 Arm height: 25 3/4"
 Actual weight: 25 lbs.

Retractable Tablet Dimensions

Tablet size: 15 3/4"d x 14 3/4"w x 3/8" thick
 Tablet is available in black only

**Quanta Max Sled Base
24" Stool****Armless/Arms****Chair Dimensions**

Overall height: 39 1/8" (mid back 36 3/8")
 Overall width: 22 3/4"
 Overall depth: 20 1/2"
 Seat height: 24 3/4"
 Seat width: 17 3/8"
 Seat depth: 16 1/2"
 Arm height w/ armcaps: 32"
 Actual weight: 19 lbs. w/ arms
 Actual weight: 18 lbs. w/o arms

**Key Description**

- 1 1/8" 12 gauge steel tube
- 2 base frame 3/8" x 1/2" flat bar with radius corners
- 3 seat shell, molded resilient polypropylene resin or quarter cut ash formed plywood, 7 ply, 1 1/8" thick
- 4 polyethylene glide
- 5 steel swivel glide, nickel cap

VERSTEEL

Quanta Max Sled Base

29" Stool

Armless/Arms

Chair Dimensions

Overall height: 44 1/8" (mid back 41 5/8")

Overall width: 23 3/8"

Overall depth: 21"

Seat height: 29 3/4"

Seat width: 17 3/8"

Seat depth: 16 1/2"

Arm height w/ armcaps: 37 7/16"

Actual weight: 22 lbs. w/ arms

Actual weight: 21 lbs. w/o arms



Quanta Max 4-Leg Base

24" Stool

Armless/Arms

Chair Dimensions

Overall height: 39" (mid back 36 1/4")

Overall width: 22 5/8"

Overall depth: 20 3/4"

Seat height: 24 1/2"

Seat width: 17 3/8"

Seat depth: 16 1/2"

Arm height w/ arms: 31 3/4"

Actual weight: 20 lbs. w/ arms

Actual weight: 19 lbs. w/o arms



Quanta Max 4-Leg Base

29" Stool

Armless/Arms

Chair Dimensions

Overall height: 43 3/4" (mid back 41 1/4")

Overall width: 23"

Overall depth: 21"

Seat height: 30 1/8"

Seat width: 17 3/8"

Seat depth: 16 1/2"

Arm height w/ arms: 36 1/2"

Actual weight: 21 lbs. w/ arms

Actual weight: 20 lbs. w/o arms



Stacking Poly Shell Only (Trolley)

Sled Base Chair.....	20 (10 if seats are upholstered)
Guest Chair with or without casters.....	20 (10 if seats are upholstered)

Stacking Poly Shell Only (Floor)

Sled Base Chair.....	10 (6 if seats are upholstered)
Guest Chair without casters.....	10 (6 if seats are upholstered)
Guest Chair with casters.....	6 (4 if seats are upholstered)

Chairs with tablets do not stack

**Quanta Max Wood Guest Base
Armless**

Chair Dimensions
 Overall height: 31 ¹⁵/₁₆"
 Overall width: 20 ³/₁₆"
 Overall depth: 20 ³/₄"
 Seat height: 18 ¹/₂"
 Seat width: 17 ³/₈"
 Seat depth: 16"
 Actual weight: 15 lbs.

**Quanta Max Swivel Base
Armless/Arms**

Chair Dimensions
 Overall height: 30 ¹/₂"
 Overall width w/ armcaps: 27"
 Overall width w/o arms: 22 ¹/₄"
 Overall depth: 20 ³/₁₆"
 Seat height: 17 ¹/₂" – 22 ¹/₂"
 Seat width: 17 ³/₈"
 Seat depth: 16 ¹/₂"
 Actual weight w/ arms: 24 lbs.
 Actual weight w/o arms: 23 lbs.

**Quanta Max Swivel Base Stool
Armless/Arms**

Stool Dimensions
 Overall height: 46 ¹/₂" (mid back 43 ¹/₂"
 (at highest cylinder height)
 Overall width: 23 ³/₈"
 Overall depth: 23"
 Seat height: 23 ¹/₂" – 33 ¹/₂"
 Seat width: 17 ³/₈"
 Seat depth: 16 ¹/₂"
 Arm height w/ armcaps: 41 ³/₁₆"
 (at highest cylinder height)
 Cylinder height adjustment range: 10"
 Actual weight: 26 lbs. w/ arms
 Actual weight: 25 lbs. w/o arms

**Guest**

Key	Description
1	chair frame, 14 gauge support rail
2	legs, solid ash
3	seat shell, molded resilient polypropylene resin or quarter cut ash formed plywood, 7 ply, 1/2" thick
4	nylon glide

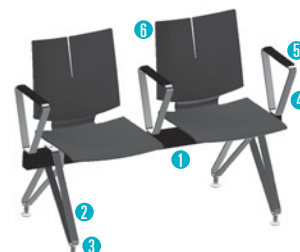
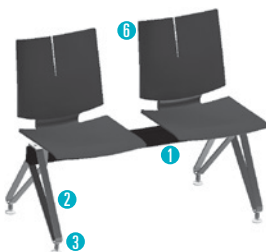
Swivel

Key	Description
1	0.075" PVC armcap or 0.25" solid ash wood armcap
2	seat shell, molded resilient polypropylene resin or quarter cut ash formed plywood, 7 ply, 1/2" thick
3	die cast aluminum 5-star base
4	dual wheel black nylon soft wheel casters
5	1 1/8" 12 gauge steel tube

VERSTEEL

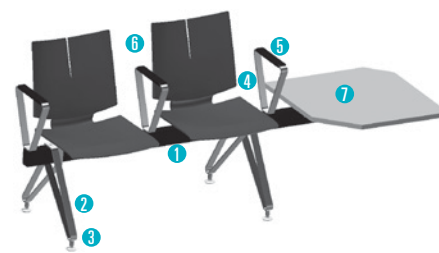
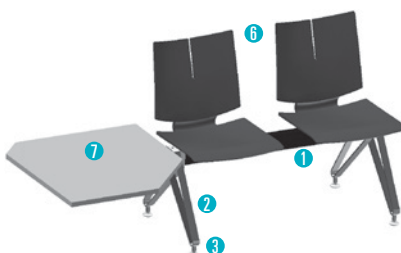
**Quanta Max 4-Leg Base
2 Seat Armless/Arms**

Chair Dimensions
 Overall height: 33"
 Overall width w/ armcaps: 49"
 Overall width w/o arms: 42"
 Overall depth: 20 3/4"
 Seat height: 18 1/2"
 Seat width: 17 3/8"
 Seat depth: 16 1/2"
 Arm height w/ armcaps: 26 3/4"
 Actual weight: 71 lbs. w/ arms
 Actual weight: 58 lbs. w/o arms



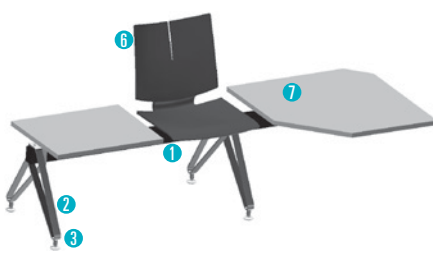
**Quanta Max 4-Leg Base
2 Seat Armless/Arms
with Corner Table**

Chair Dimensions
 Overall height: 33"
 Overall width w/ armcaps: 75"
 Overall width w/o arms: 71"
 Overall depth: 20 3/4"
 Seat height: 18 1/2"
 Seat width: 17 3/8"
 Seat depth: 16 1/2"
 Arm height w/ armcaps: 26 3/4"
 Table width w/ arms: 29"
 Table width w/o arms: 26"
 Table length w/ arms: 39"
 Table length w/o arms: 34"
 Actual chair weight: 98 lbs. w/ arms
 Actual chair weight: 90 lbs. w/o arms
 Actual table weight: 22 lbs. w/ arms
 Actual table weight: 18 lbs. w/o arms



**Quanta Max 4-Leg Base
1 Seat/1 Top Armless/Arms
with/without Corner Table**

Chair Dimensions
 Overall height: 33"
 Overall width w/ armcaps: 45"
 Overall width w/o arms w/ corner table: 71"
 Overall depth: 20 3/4"
 Seat height: 18 1/2"
 Seat width: 17 3/8"
 Seat depth: 16 1/2"
 Arm height w/ armcaps: 26 3/4"
 Table width w/ arms: 29"
 Table width w/o arms: 26"
 Table length w/ arms: 39"
 Table length w/o arms: 34"
 Actual chair weight: 65 lbs. w/ arms
 Actual chair weight: 88 lbs. w/o arms w/ corner table
 Actual table weight: 22 lbs. w/ arms
 Actual table weight: 18 lbs. w/o arms



Key	Description
1	beam frame, 3" x 2" x 3/8" steel tube
2	beam leg, 1/2" x 1/4" solid steel
3	dome swivel glide, nickel cap, nylon base
4	beam arm, 1/2" x 1/4" solid steel

Key	Description
5	arm cap, urethane
6	seat shell, molded resilient polypropylene resin
7	table top surface, 7/8" particle board
8	upholstered seat, molded liner with 1/2" thick, 2 lb. density foam

Note
 For layouts that include corner tables, the beam model numbers making the corner layout have to be identical to support the correct corner table. Either both end seats on the corner have to be armless or both have to have arms. Arm and armless seats cannot be mixed and matched on corner table applications.

**Quanta Max 4-Leg Base
3 Seat Armless/Arms
with/without Corner Table**

Chair Dimensions

Overall height: 33"

Overall width w/ armcaps: 72 1/2"

Overall width w/o arms: 65"

Overall width w/o arms w/ corner table: 94 1/2"

Overall depth: 20 3/4"

Seat height: 18 1/2"

Seat width: 17 3/8"

Seat depth: 16 1/2"

Arm height w/ armcaps: 26 3/4"

Table width w/ arms: 29"

Table width w/o arms: 26"

Table length w/ arms: 39"

Table length w/o arms: 34"

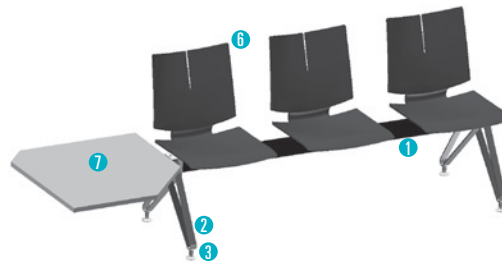
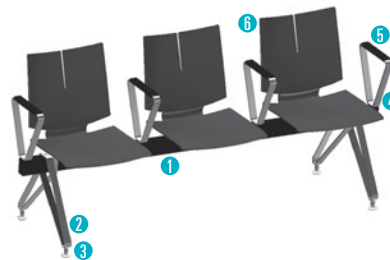
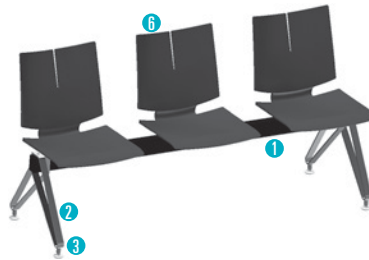
Actual weight: 96 lbs. w/ arms

Actual weight: 80 lbs. w/o arms

Actual weight: 113 lbs. w/o arms w/ corner table

Actual table weight: 22 lbs. w/ arms

Actual table weight: 18 lbs. w/o arms



Key Description

- ① beam frame, 3" x 2" x 3/16" steel tube
- ② beam leg, 1/4" x 1/4" solid steel
- ③ dome swivel glide, nickel cap, nylon base
- ④ beam arm, 1/4" x 1/4" solid steel

Key Description

- ⑤ arm cap, urethane
- ⑥ seat shell, molded resilient polypropylene resin
- ⑦ table top surface, 3/8" particle board
- ⑧ upholstered seat, molded liner with 1/2" thick, 2 lb. density foam

Note

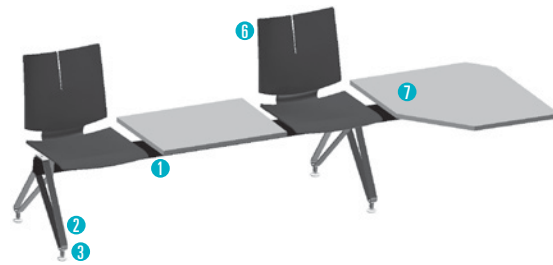
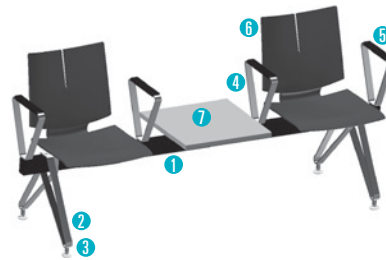
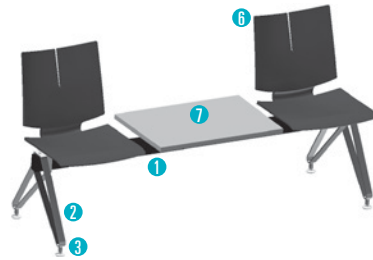
For layouts that include corner tables, the beam model numbers making the corner layout have to be identical to support the correct corner table. Either both end seats on the corner have to be armless or both have to have arms. Arm and armless seats cannot be mixed and matched on corner table applications.

VERSTEEL

**Quanta Max 4-Leg Base
2 Seat/1 Top Armless/Arms
with/without Corner Table**

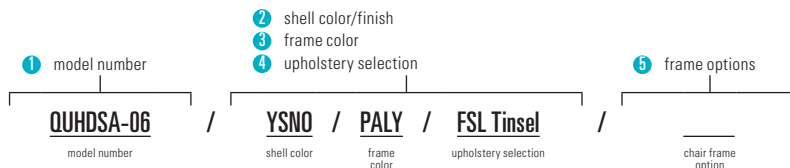
Chair Dimensions

- Overall height: 33"
- Overall width w/ armcaps: 72 1/2"
- Overall width w/o arms: 65"
- Overall width w/o arms w/ corner table: 94 1/2"
- Overall depth: 20 3/4"
- Seat height: 18 1/2"
- Seat width: 17 3/8"
- Seat depth: 16 1/2"
- Arm height w/ armcaps: 26 3/4"
- Table width w/ arms: 29"
- Table width w/o arms: 26"
- Table length w/ arms: 39"
- Table length w/o arms: 34"
- Actual weight: 95 lbs. w/ arms
- Actual weight: 80 lbs. w/o arms
- Actual weight: 113 lbs. w/o arms w/ corner table
- Actual table weight: 22 lbs. w/ arms
- Actual table weight: 18 lbs. w/o arms



To Order, Specify...

- 1 Model Number
- 2 Shell Color/Finish
- 3 Frame Color
- 4 Upholstery Selection
- 5 Frame Options



A **QUHDSA-06** is a Quanta Max series, sled chair with a poly shell and arms.

The codes **YSNO / PALY / FSL Tinsel** specify a Snow shell with an Alloy frame and Grade 3 Solitaire Tinsel upholstery.

Chair Model QUHDSA-06



Sample Order Form

Quantity	Model # & Description	List Each	Extended List
41	QUHDSA-06 / YSNO/ PALY / FSL Tinsel Quanta Max series sled base chair with arms and upholstered seat / Snow shell / Alloy frame / Solitaire Tinsel upholstery	\$ 588	\$24,108

Orders may be sent via:

MAILING ADDRESS

Versteel
2332 Cathy Lane
Jasper, IN 47546

CONTACT VERSTEEL

EMAIL contact@versteel.com
TELEPHONE 800 876 2120
812 634 2120
FACSIMILE 812 482 9318

Studio Steel®

Versteel’s “urban fabrication” process leaves the telltale signs of welding and assembly on the surface, highlighting a manufacturing aesthetic. Choosing a clear or transparent powder coat is recommended, allowing tonal striations (created as a result of extreme heat), natural textures, and the inherent qualities of raw steel to show through.

Studio Steel Process \$147 per chair

Powder Coat Finishes

All powder coat finishes in the Versteel offering have been formulated with the use of epoxy, polyester or epoxy and polyester blends to maximize the finish durability.

Powder Coat - Standard n/c

Powder Coat - Premium \$147 per chair

Quanta Max Powder Coat Colors

Alloy PALY	Mint PMNT
Amethyst PAME	Navy PNAV
Anthracite PANT	Nimbus PNIM
Black Anodized . . PBLA	Nutmeg PNUT
Bronze PBRO	Obsidian POBS
Calypso PCAL	Pacific PPAC
Carbon PCAR	Pearl PPEA
Champagne PCHA	Pebble PPEB
Coconut PCOC	Platinum PPLA
⚡ Copper PCOP	Poppy PPOP
Crimson PCRI	⚡ Raven PRAV
⚡ Crystal PCRY	Royal PROY
Daffodil PDAF	⚡ Satin PSAT
Ebony PEBO	Seaside PSEA
Forest PFOR	Shipyard PSHI
Fossil PFOS	Silver PSIL
⚡ Garnet PGAR	Snow PSNO
⚡ Gold PGOL	Stone PSTO
Graphite PGRA	Storm PSTM
Ⓟ Hope PHOP	Terra Cotta PTEC
Kelly Green PKEG	Whisper PWHI
⚡ Matte PMAT	White Linen PWHL
Mica PMIC	Powder Coat Alternative OPA

Transparent Powder Coats (indicated by ⚡)

Transparent characteristics of these powders allow welds and textures inherent to raw steel to be visible.

NOTE: TRANSPARENT POWDER COATS NOT AVAILABLE ON QUANTA MAX SWIVEL OR BEAM

Premium Powder Coats (indicated by Ⓟ)

Versteel’s premium process uses specially formulated powder coats for a truly unique color palette.

NOTE: PLATINUM IS NOT AVAILABLE ON QUANTA MAX SWIVEL OR BEAM

Powder Coat Alternatives

You must forward a color sample or an RAL number for each alternate powder coat color with order placement. Call Versteel Customer Service for pricing and availability.

Chrome

Versteel applies a deep luster nickel chrome plated finish. Chrome is the most durable finish available.

Chrome **ECHR**

For Chrome, an upcharge applies (see product price list for upcharge).

Nickel

Versteel applies a nickel plated finish with a clear coat applied for durability.

Nickel **ENKL**

For Nickel, an upcharge applies (see product price list for upcharge).

Quanta Max Seats, Backs & Shells

Ply shells are a molded multi-ply maple core with quarter-cut reconstituted Ash veneer. Poly shells are molded with resilient, flexible polypropylene resins with a satin textured surface.

Quanta Max Poly Shell Colors

Canary YCAN	Papaya YPAP
Cobalt YCOB	Quarry YQUA
Lime YLIM	Salsa YSAL
Near Black YNBL	Snow YSNO
Oyster YOYS	

Wood Finish

Versteel uses a post-catalyst varnish NDF topcoat that meets AWI (Architectural Woodwork Institute) TR6 performance standards.

Quanta Max Wood Finishes

Beach WBEA	Forest WFOR
Blossom Cherry . WBLC	Golden Cherry . . WGNC
Brighton Walnut . WBRW	Java Cherry WJAC
Caramel Maple . . WCMM	Millwork Cherry . WMWC
Chestnut WCHE	Pebble WPEB
Cordovan Cherry WCNC	Seaside WSEA
Drift WDRI	Solar Maple WSLM
Espresso Walnut WESW	Sugar Maple WSUM
Fawn WFAW	Terra Cotta WTEC
Fog WFOG	Whisper WWHI
Natural Walnut . . WENW	Stain Finish Match OSM
(European walnut)	

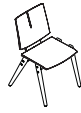
Stain Finish Match

You must forward two 4" x 4" samples for each custom stain finish color match with order placement. Upcharge of \$894 list will apply for each stain color match.

NOTE: STAIN FINISH MATCH COLOR APPROVAL MAY AFFECT STANDARD PRODUCTION SCHEDULES

Standard Versteel Upholstery

Versteel offers a wide range of materials from fabrics in a variety of colors and textures, to vinyls for soil resistance. Please refer to Versteel’s fabric cards or the “Materials and Finishes” section of our website for reference information. versteel.com



Questions?

1.800.876.2120

QS = Quickship Program Product

				material > grade >	Poly Shell	Fabric Grade 2 or COM	Fabric Grade 3	Fabric Grade 4	Fabric Grade 5	Fabric Grade 6
Style	Description	Model #	Product Wt							
4-Leg	4-Leg Base Without Arms Seat - Poly Back - Poly	QUHDWDL-07	19	619						
		 QS								
	4-Leg Base Without Arms Seat - Upholstered Back - Poly	QUHDWDL-04	19		745	782	819	856	894	
		 QS								

COM Yardage
Refer to page 210.

To Order, Specify...

- 1 Model Number
- 2 Shell Color/Finish
- 3 Frame Color
- 4 Wood Leg Finish
- 5 Upholstery Selection
- 6 Frame Options



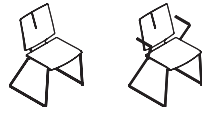
[Questions?](#)
1.800.876.2120

				material > grade >	Wood Shell	Fabric Grade 2 or COM	Fabric Grade 3	Fabric Grade 4	Fabric Grade 5	Fabric Grade 6
Style	Description	Model #	Product Wt							
4-Leg	4-Leg Base Without Arms Seat - Wood Back - Wood	QUPYWDL-07	15	726						
	4-Leg Base Without Arms Seat - Upholstered Back - Wood	QUPYWDL-04	15		795	876	956	1036	1115	

COM Yardage
Refer to page 210.

Finish Options	Price
Powder Coat - Standard	n/c
Powder Coat - Premium	\$ 147





Custom Charges	Code	Price
Powder Coat Alternative (per color)	OPA	call



Questions?

1.800.876.2120

≠QS = Quickship Program Product

		material > grade >	Poly Shell	Fabric Grade 2 or COM	Fabric Grade 3	Fabric Grade 4	Fabric Grade 5	Fabric Grade 6	
Style	Description	Model #	Product Wt						
Sled	Sled Base Without Arms Seat - Poly Back - Poly	QUHDS-07 	16	378					
	Sled Base With Arms Seat - Poly Back - Poly Armcaps - Poly	QUHDSA-08 	18	428					
	Sled Base Without Arms Seat - Upholstered Back - Poly	QUHDS-04 	16		459	539	618	698	778
	Sled Base With Arms Seat - Upholstered Back - Poly Armcaps - Poly	QUHDSA-06 	18		507	588	668	749	827

Stacking

Refer to page 223.

COM Yardage

Refer to page 210.





To Order, Specify...

- 1 Model Number
- 2 Shell Color/Finish
- 3 Frame Color
- 4 Upholstery Selection
- 5 Frame Options



Questions?


1.800.876.2120

				material > grade >	Poly Shell	Fabric Grade 2 or COM	Fabric Grade 3	Fabric Grade 4	Fabric Grade 5	Fabric Grade 6
Style	Description	Model #	Product Wt							
4-Leg	4-Leg Base Without Arms Seat - Poly Back - Poly	QUHDL-07 	16	378						
	4-Leg Base With Arms Seat - Poly Back - Poly Armcaps - None	QUHDLA-08 	18	428						
	4-Leg Base Without Arms Seat - Upholstered Back - Poly	QUHDL-04 	16		459	539	618	698	778	
	4-Leg Base With Arms Seat - Upholstered Back - Poly Armcaps - None	QUHDLA-06 	18		507	588	668	749	827	

Stacking Stacking
Refer to page 223.





COM Yardage
Refer to page 210.

Finish Options	Price	Frame Options	Code	Price	Custom Charges	Code	Price
Chrome	\$ 147	Hard Surface Glides - Nylon (set of 4)	GLD30	\$ 20	Powder Coat Alternative (per color)	OPA	call
Nickel	\$ 200	Hard Surface Glides - Felt (set of 4)	GLD31	\$ 20			
Powder Coat - Standard	n/c	Casters - Dual Wheel Black Nylon					
Powder Coat - Premium	\$ 147	Hard Wheel (set of 4)	CAS63	\$ 153			
		Casters - Dual Wheel Black Nylon					
		Soft Wheel (set of 4)	CAS59	\$ 153			
		Accessories					
		Chair Trolley	ACTHD	\$ 814			



Questions?

1.800.876.2120

		material > grade >		Wood Shell	Fabric Grade 2 or COM	Fabric Grade 3	Fabric Grade 4	Fabric Grade 5	Fabric Grade 6
Style	Description	Model #	Product Wt						
Sled	Sled Base Without Arms Seat - Wood Back - Wood	QUPYS-07 	16	588					
	Sled Base With Arms Seat - Wood Back - Wood Armcaps - Wood	QUPYSA-08 	18	751					
	Sled Base Without Arms Seat - Upholstered Back - Wood	QUPYS-04 	16		670	749	827	909	988
	Sled Base With Arms Seat - Upholstered Back - Wood Armcaps - Wood	QUPYSA-06 	18		831	912	929	1071	1150

Stacking

Refer to page 223.

COM Yardage

Refer to page 210.





To Order, Specify...

- 1 Model Number
- 2 Shell Color/Finish
- 3 Frame Color
- 4 Upholstery Selection
- 5 Frame Options



Questions?

1.800.876.2120

				material > grade >	Wood Shell	Fabric Grade 2 or COM	Fabric Grade 3	Fabric Grade 4	Fabric Grade 5	Fabric Grade 6
Style	Description	Model #	Product Wt							
4-Leg	4-Leg Base Without Arms Seat - Wood Back - Wood	QUPYL-07 	16	588						
	4-Leg Base With Arms Seat - Wood Back - Wood Armcaps - None	QUPYLA-08 	18	751						
	4-Leg Base Without Arms Seat - Upholstered Back - Wood	QUPYL-04 	16		670	749	827	909	988	
	4-Leg Base With Arms Seat - Upholstered Back - Wood Armcaps - None	QUPYLA-06 	18		831	912	929	1071	1150	

Stacking

Refer to page 223.

COM Yardage

Refer to page 210.

Finish Options

Chrome	\$ 147
Nickel	\$ 200
Powder Coat - Standard	n/c
Powder Coat - Premium	\$ 147

Frame Options

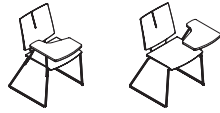
Hard Surface Glides - Nylon (set of 4)	GLD30	\$ 20
Hard Surface Glides - Felt (set of 4)	GLD31	\$ 20
Casters - Dual Wheel Black Nylon		
Hard Wheel (set of 4)	CAS63	\$ 153
Casters - Dual Wheel Black Nylon		
Soft Wheel (set of 4)	CAS59	\$ 153

Custom Charges

Powder Coat Alternative (per color)	OPA	call
---	-----	------





Accessories

Chair Trolley	ACTHD	\$ 814
---------------------	-------	--------



Questions?

1.800.876.2120

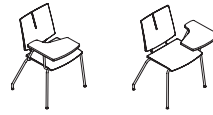
				material > grade >	Poly Shell	Fabric Grade 2 or COM	Fabric Grade 3	Fabric Grade 4	Fabric Grade 5	Fabric Grade 6
Style	Description	Model #	Product Wt							
Sled	Sled Base Retractable Tablet Arm Right Seat - Poly Back - Poly	QUHDS-07RTBR 	25	595						
	Sled Base Retractable Tablet Arm Left Seat - Poly Back - Poly	QUHDS-07RTBL 	25	595						
	Sled Base Retractable Tablet Arm Right Seat - Upholstered Back - Poly	QUHDS-04RTBR 	25		676	757	836	916	993	
	Sled Base Retractable Tablet Arm Left Seat - Upholstered Back - Poly	QUHDS-04RTBL 	25		676	757	836	916	993	

*Tablet material is 3/4"
Black Europly with a
Black painted edge.*

COM Yardage
Refer to page 210.





To Order, Specify...

- 1 Model Number
- 2 Shell Color/Finish
- 3 Frame Color
- 4 Upholstery Selection
- 5 Frame Options



Questions?


1.800.876.2120

				material > grade >	Poly Shell	Fabric Grade 2 or COM	Fabric Grade 3	Fabric Grade 4	Fabric Grade 5	Fabric Grade 6
Style	Description	Model #	Product Wt							
4-Leg	4-Leg Base Retractable Tablet Arm Right Seat - Poly Back - Poly	QUHDL-07RTBR	25	595						
										
	4-Leg Base Retractable Tablet Arm Left Seat - Poly Back - Poly	QUHDL-07RTBL	25	595						
										
4-Leg Base Retractable Tablet Arm Right Seat - Upholstered Back - Poly	QUHDL-04RTBR	25			676	757	836	916	993	
										
4-Leg Base Retractable Tablet Arm Left Seat - Upholstered Back - Poly	QUHDL-04RTBL	25			676	757	836	916	993	
										

Tablet material is 1/8" Black Europly with a Black painted edge.





COM Yardage
Refer to page 210.

Finish Options	Price	Frame Options	Code	Price	Custom Charges	Code	Price
Chrome	\$ 147	Hard Surface Glides - Nylon (set of 4)	GLD30	\$ 20	Powder Coat Alternative (per color)	OPA	call
Nickel	\$ 200	Hard Surface Glides - Felt (set of 4)	GLD31	\$ 20			
Powder Coat - Standard	n/c						
Powder Coat - Premium	\$ 147						



Questions?

1.800.876.2120

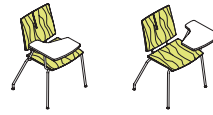
				material > grade >	Wood Shell	Fabric Grade 2 or COM	Fabric Grade 3	Fabric Grade 4	Fabric Grade 5	Fabric Grade 6
Style	Description	Model #	Product Wt							
Sled	Sled Base Retractable Tablet Arm Right Seat - Wood Back - Wood	QUPYS-07RTBR	25	803						
										
	Sled Base Retractable Tablet Arm Left Seat - Wood Back - Wood	QUPYS-07RTBL	25	803						
										
Sled Base Retractable Tablet Arm Right Seat - Upholstered Back - Wood	QUPYS-04RTBR	25			886	965	1045	1125	1204	
										
Sled Base Retractable Tablet Arm Left Seat - Upholstered Back - Wood	QUPYS-04RTBL	25			886	965	1045	1125	1204	
										

Tablet material is 3/4"
Black Europly with a
Black painted edge.

COM Yardage
Refer to page 210.





To Order, Specify...

- 1 Model Number
- 2 Shell Color/Finish
- 3 Frame Color
- 4 Upholstery Selection
- 5 Frame Options



Questions?

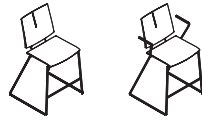
1.800.876.2120

		material > grade >		Wood Shell	Fabric Grade 2 or COM	Fabric Grade 3	Fabric Grade 4	Fabric Grade 5	Fabric Grade 6
Style	Description	Model #	Product Wt						
4-Leg	4-Leg Base Retractable Tablet Arm Right Seat - Wood Back - Wood	QUPYL-07RTBR	25	803					
									
	4-Leg Base Retractable Tablet Arm Left Seat - Wood Back - Wood	QUPYL-07RTBL	25	803					
									
4-Leg Base Retractable Tablet Arm Right Seat - Upholstered Back - Wood	QUPYL-04RTBR	25			886	965	1045	1125	1204
									
4-Leg Base Retractable Tablet Arm Left Seat - Upholstered Back - Wood	QUPYL-04RTBL	25			886	965	1045	1125	1204
									

Tablet material is 1/8" Black Europly with a Black painted edge.





COM Yardage
Refer to page 210.

Finish Options	Price	Frame Options	Code	Price	Custom Charges	Code	Price
Chrome	\$ 147	Hard Surface Glides - Nylon (set of 4)	GLD30	\$ 20	Powder Coat Alternative (per color)	OPA	call
Nickel	\$ 200	Hard Surface Glides - Felt (set of 4)	GLD31	\$ 20			
Powder Coat - Standard	n/c						
Powder Coat - Premium	\$ 147						



Questions?

1.800.876.2120

		material > grade >		Poly Shell	Fabric Grade 2 or COM	Fabric Grade 3	Fabric Grade 4	Fabric Grade 5	Fabric Grade 6
Style	Description	Model #	Product Wt						
Sled	Sled Base 24" Seat Height Without Arms Seat - Poly Back - Poly	QUHDS-07S24	19	496					
									
	Sled Base 24" Seat Height With Arms Seat - Poly Back - Poly Armcaps - Poly	QUHDSA-08S24	21	645					
									
Sled Base 24" Seat Height Without Arms Seat - Upholstered Back - Poly	QUHDS-04S24	19			563	632	703	772	842
									
Sled Base 24" Seat Height With Arms Seat - Upholstered Back - Poly Armcaps - Poly	QUHDSA-06S24	21			715	785	854	923	992
									

33"- 38" table heights are recommended for use with 24" stool





COM Yardage
Refer to page 210.

To Order, Specify...

- 1 Model Number
- 2 Shell Color/Finish
- 3 Frame Color
- 4 Upholstery Selection
- 5 Frame Options




[Questions?](#)
1.800.876.2120

				material > grade >	Poly Shell	Fabric Grade 2 or COM	Fabric Grade 3	Fabric Grade 4	Fabric Grade 5	Fabric Grade 6
Style	Description	Model #	Product Wt							
4-Leg	4-Leg Base 24" Seat Height Without Arms Seat - Poly Back - Poly 	QUHDL-07S24	19	496						
	4-Leg Base 24" Seat Height With Arms Seat - Poly Back - Poly Armcaps - None 	QUHDLA-08S24	21	645						
	4-Leg Base 24" Seat Height Without Arms Seat - Upholstered Back - Poly 	QUHDL-04S24	19		563	632	703	772	842	
	4-Leg Base 24" Seat Height With Arms Seat - Upholstered Back - Poly Armcaps - None 	QUHDLA-06S24	21		715	785	854	923	992	

33"- 38" table heights
are recommended for
use with 24" stool





COM Yardage
Refer to page 210.

Finish Options	Price	Frame Options	Code	Price	Custom Charges	Code	Price
Chrome	\$ 147	Hard Surface Glides - Nylon (set of 4)	GLD30	\$ 20	Powder Coat Alternative (per color)	OPA	call
Nickel	\$ 200	Hard Surface Glides - Felt (set of 4)	GLD31	\$ 20			
Powder Coat - Standard	n/c						
Powder Coat - Premium	\$ 147						



Questions?

1.800.876.2120

		material > grade >		Wood Shell	Fabric Grade 2 or COM	Fabric Grade 3	Fabric Grade 4	Fabric Grade 5	Fabric Grade 6
Style	Description	Model #	Product Wt						
Sled	Sled Base 24" Seat Height Without Arms Seat - Wood Back - Wood	QUPYS-07S24	19	705					
									
	Sled Base 24" Seat Height With Arms Seat - Wood Back - Wood Armcaps - Wood	QUPYSA-08S24	21	968					
									
Sled Base 24" Seat Height Without Arms Seat - Upholstered Back - Wood	QUPYS-04S24	19			773	843	912	983	1053
									
Sled Base 24" Seat Height With Arms Seat - Upholstered Back - Wood Armcaps - Wood	QUPYSA-06S24	21			1038	1109	1176	1246	1316
									

33" - 38" table heights are recommended for use with 24" stool





COM Yardage
Refer to page 210.

To Order, Specify...

- 1 Model Number
- 2 Shell Color/Finish
- 3 Frame Color
- 4 Upholstery Selection
- 5 Frame Options




[Questions?](#)
1.800.876.2120

				material > grade >	Wood Shell	Fabric Grade 2 or COM	Fabric Grade 3	Fabric Grade 4	Fabric Grade 5	Fabric Grade 6
Style	Description	Model #	Product Wt							
4-Leg	4-Leg Base 24" Seat Height Without Arms Seat - Wood Back - Wood 	QUPYL-07S24	19	705						
	4-Leg Base 24" Seat Height With Arms Seat - Wood Back - Wood Armcaps - None 	QUPYLA-08S24	21	968						
	4-Leg Base 24" Seat Height Without Arms Seat - Upholstered Back - Wood 	QUPYL-04S24	19		773	843	912	983	1053	
	4-Leg Base 24" Seat Height With Arms Seat - Upholstered Back - Wood Armcaps - None 	QUPYLA-06S24	21		1038	1109	1176	1246	1316	

33"- 38" table heights
are recommended for
use with 24" stool





COM Yardage
Refer to page 210.

Finish Options	Price	Frame Options	Code	Price	Custom Charges	Code	Price
Chrome	\$ 147	Hard Surface Glides - Nylon (set of 4)	GLD30	\$ 20	Powder Coat Alternative (per color)	OPA	call
Nickel	\$ 200	Hard Surface Glides - Felt (set of 4)	GLD31	\$ 20			
Powder Coat - Standard	n/c						
Powder Coat - Premium	\$ 147						



Questions?

1.800.876.2120

				material > grade >	Wood Shell	Fabric Grade 2 or COM	Fabric Grade 3	Fabric Grade 4	Fabric Grade 5	Fabric Grade 6
Style	Description	Model #	Product Wt							
Sled	Sled Base Mid Back 24" Seat Height Without Arms Seat - Wood Back - Wood	QUPYS-07S24M	19	705						
										
	Sled Base Mid Back 24" Seat Height With Arms Seat - Wood Back - Wood Armcaps - Wood	QUPYSA-08S24M	21	968						
										
	Sled Base Mid Back 24" Seat Height Without Arms Seat - Upholstered Back - Wood	QUPYS-04S24M	19		773	843	912	983	1053	
										
Sled Base Mid Back 24" Seat Height With Arms Seat - Upholstered Back - Wood Armcaps - Wood	QUPYSA-06S24M	21		1038	1109	1176	1246	1316		
										

33"- 38" table heights
are recommended for
use with 24" stool





COM Yardage
Refer to page 210.

To Order, Specify...

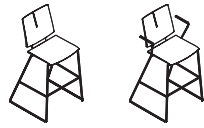
- 1 Model Number
- 2 Shell Color/Finish
- 3 Frame Color
- 4 Upholstery Selection
- 5 Frame Options



[Questions?](#)
1.800.876.2120

				material > grade >	Wood Shell	Fabric Grade 2 or COM	Fabric Grade 3	Fabric Grade 4	Fabric Grade 5	Fabric Grade 6
Style	Description	Model #	Product Wt							
4-Leg	4-Leg Base Mid Back 24" Seat Height Without Arms Seat - Wood Back - Wood	QUPYL-07S24M	19	705						
										
	4-Leg Base Mid Back 24" Seat Height With Arms Seat - Wood Back - Wood Armcaps - None	QUPYLA-08S24M	21	968						
										
4-Leg Base Mid Back 24" Seat Height Without Arms Seat - Upholstered Back - Wood	QUPYL-04S24M	19		773	843	912	983	1053		
										
4-Leg Base Mid Back 24" Seat Height With Arms Seat - Upholstered Back - Wood Armcaps - None	QUPYLA-06S24M	21		1038	1109	1176	1246	1316		
										





Finish Options	Price	Frame Options	Code	Price	Custom Charges	Code	Price
Chrome	\$ 147	Hard Surface Glides - Nylon (set of 4)	GLD30	\$ 20	Powder Coat Alternative (per color)	OPA	call
Nickel	\$ 200	Hard Surface Glides - Felt (set of 4)	GLD31	\$ 20			
Powder Coat - Standard	n/c						
Powder Coat - Premium	\$ 147						



Questions?

1.800.876.2120

≡**QS** = Quickship Program Product

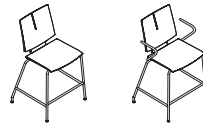
		material > grade >	Poly Shell	Fabric Grade 2 or COM	Fabric Grade 3	Fabric Grade 4	Fabric Grade 5	Fabric Grade 6
Style	Description	Model #	Product Wt					
Sled	Sled Base 29" Seat Height Without Arms Seat - Poly Back - Poly	QUHDS-07S29 	19	496				
	Sled Base 29" Seat Height With Arms Seat - Poly Back - Poly Armcaps - Poly	QUHDSA-08S29 	21	645				
	Sled Base 29" Seat Height Without Arms Seat - Upholstered Back - Poly	QUHDS-04S29 	19		563	632	703	772
	Sled Base 29" Seat Height With Arms Seat - Upholstered Back - Poly Armcaps - Poly	QUHDSA-06S29 	21		715	785	854	923

38" - 42" table heights
are recommended for
use with 29" stool

COM Yardage
Refer to page 210.





To Order, Specify...

- 1 Model Number
- 2 Shell Color/Finish
- 3 Frame Color
- 4 Upholstery Selection
- 5 Frame Options



[Questions?](#)


1.800.876.2120

				material > grade >	Poly Shell	Fabric Grade 2 or COM	Fabric Grade 3	Fabric Grade 4	Fabric Grade 5	Fabric Grade 6
Style	Description	Model #	Product Wt							
4-Leg	4-Leg Base 29" Seat Height Without Arms Seat - Poly Back - Poly	QUHDL-07S29 	19	496						
	4-Leg Base 29" Seat Height With Arms Seat - Poly Back - Poly Armcaps - None	QUHDLA-08S29 	21	645						
	4-Leg Base 29" Seat Height Without Arms Seat - Upholstered Back - Poly	QUHDL-04S29 	19		563	632	703	772	842	
	4-Leg Base 29" Seat Height With Arms Seat - Upholstered Back - Poly Armcaps - None	QUHDLA-06S29 	21		715	785	854	923	992	

38"- 42" table heights
are recommended for
use with 29" stool





COM Yardage
Refer to page 210.

Finish Options	Price	Frame Options	Code	Price	Custom Charges	Code	Price
Chrome	\$ 147	Hard Surface Glides - Nylon (set of 4)	GLD30	\$ 20	Powder Coat Alternative (per color)	OPA	call
Nickel	\$ 200	Hard Surface Glides - Felt (set of 4)	GLD31	\$ 20			
Powder Coat - Standard	n/c						
Powder Coat - Premium	\$ 147						



Questions?

1.800.876.2120


		material > grade >		Wood Shell	Fabric Grade 2 or COM	Fabric Grade 3	Fabric Grade 4	Fabric Grade 5	Fabric Grade 6
Style	Description	Model #	Product Wt						
Sled	Sled Base 29" Seat Height Without Arms Seat - Wood Back - Wood	QUPYS-07S29 	19	705					
	Sled Base 29" Seat Height With Arms Seat - Wood Back - Wood Armcaps - Wood	QUPYSA-08S29 	21	968					
	Sled Base 29" Seat Height Without Arms Seat - Upholstered Back - Wood	QUPYS-04S29 	19		773	843	912	983	1053
	Sled Base 29" Seat Height With Arms Seat - Upholstered Back - Wood Armcaps - Wood	QUPYSA-06S29 	21		1038	1109	1176	1246	1316

38"- 42" table heights are recommended for use with 29" stool





COM Yardage
Refer to page 210.

To Order, Specify...

- 1 Model Number
- 2 Shell Color/Finish
- 3 Frame Color
- 4 Upholstery Selection
- 5 Frame Options




[Questions?](#)
1.800.876.2120

		material > grade >		Wood Shell	Fabric Grade 2 or COM	Fabric Grade 3	Fabric Grade 4	Fabric Grade 5	Fabric Grade 6
Style	Description	Model #	Product Wt						
4-Leg	4-Leg Base 29" Seat Height Without Arms Seat - Wood Back - Wood 	QUPYL-07S29	19	705					
	4-Leg Base 29" Seat Height With Arms Seat - Wood Back - Wood Armcaps - None 	QUPYLA-08S29	21	968					
	4-Leg Base 29" Seat Height Without Arms Seat - Upholstered Back - Wood 	QUPYL-04S29	19		773	843	912	983	1053
	4-Leg Base 29" Seat Height With Arms Seat - Upholstered Back - Wood Armcaps - None 	QUPYLA-06S29	21		1038	1109	1176	1246	1316

38"- 42" table heights
are recommended for
use with 29" stool





COM Yardage
Refer to page 210.

Finish Options	Price	Frame Options	Code	Price	Custom Charges	Code	Price
Chrome	\$ 147	Hard Surface Glides - Nylon (set of 4)	GLD30	\$ 20	Powder Coat Alternative (per color)	OPA	call
Nickel	\$ 200	Hard Surface Glides - Felt (set of 4)	GLD31	\$ 20			
Powder Coat - Standard	n/c						
Powder Coat - Premium	\$ 147						



Questions?

1.800.876.2120

				material > grade >	Wood Shell	Fabric Grade 2 or COM	Fabric Grade 3	Fabric Grade 4	Fabric Grade 5	Fabric Grade 6
Style	Description	Model #	Product Wt							
Sled	Sled Base Mid Back 29" Seat Height Without Arms Seat - Wood Back - Wood	QUPYS-07S29M 	19	705						
	Sled Base Mid Back 29" Seat Height With Arms Seat - Wood Back - Wood Armcaps - Wood	QUPYSA-08S29M 	21	968						
	Sled Base Mid Back 29" Seat Height Without Arms Seat - Upholstered Back - Wood	QUPYS-04S29M 	19		773	843	912	983	1053	
	Sled Base Mid Back 29" Seat Height With Arms Seat - Upholstered Back - Wood Armcaps - Wood	QUPYSA-06S29M 	21		1038	1109	1176	1246	1316	

38" - 42" table heights
are recommended for
use with 29" stool





COM Yardage
Refer to page 210.

To Order, Specify...

- 1 Model Number
- 2 Shell Color/Finish
- 3 Frame Color
- 4 Upholstery Selection
- 5 Frame Options



[Questions?](#)
1.800.876.2120

Style	Description	Model #	Product Wt	Wood Shell	Fabric Grade 2 or COM	Fabric Grade 3	Fabric Grade 4	Fabric Grade 5	Fabric Grade 6
4-Leg	4-Leg Base Mid Back 29" Seat Height Without Arms Seat - Wood Back - Wood	QUPYL-07S29M 	19	705					
	4-Leg Base Mid Back 29" Seat Height With Arms Seat - Wood Back - Wood Armcaps - None	QUPYLA-08S29M 	21	968					
	4-Leg Base Mid Back 29" Seat Height Without Arms Seat - Upholstered Back - Wood	QUPYL-04S29M 	19		773	843	912	983	1053
	4-Leg Base Mid Back 29" Seat Height With Arms Seat - Upholstered Back - Wood Armcaps - None	QUPYLA-06S29M 	21		1038	1109	1176	1246	1316

38"- 42" table heights are recommended for use with 29" stool


COM Yardage
Refer to page 210.

Finish Options	Price	Frame Options	Code	Price	Custom Charges	Code	Price
Chrome	\$ 147	Hard Surface Glides - Nylon (set of 4)	GLD30	\$ 20	Powder Coat Alternative (per color)	OPA	call
Nickel	\$ 200	Hard Surface Glides - Felt (set of 4)	GLD31	\$ 20			
Powder Coat - Standard	n/c						
Powder Coat - Premium	\$ 147						



Questions?

1.800.876.2120







				material > grade >	Poly Shell	Fabric Grade 2 or COM	Fabric Grade 3	Fabric Grade 4	Fabric Grade 5	Fabric Grade 6
Style	Description	Model #	Product Wt							
Swivel	Swivel 5-Star Base Armless Seat - Poly Back - Poly	QUHDRS-07 	23	653						
	Swivel 5-Star Base Arms (tube stock) Seat - Poly Back - Poly Armcaps - None	QUHDRST-08 	24	728						
	Swivel 5-Star Base Arms (bar stock) Seat - Poly Back - Poly Armcaps - Poly	QUHDRSA-08 	24	863						
	Swivel 5-Star Base Armless Seat - Upholstered Back - Poly	QUHDRS-04 	23		856	924	993	1063	1134	
	Swivel 5-Star Base Arms (tube stock) Seat - Upholstered Back - Poly Armcaps - None	QUHDRST-06 	24		908	978	1046	1116	1187	
	Swivel 5-Star Base Arms (bar stock) Seat - Upholstered Back - Poly Armcaps - Poly	QUHDRSA-06 	24		1035	1105	1174	1244	1312	
	COM Yardage Refer to page 210.									

To Order, Specify...

- 1 Model Number
- 2 Shell Color/Finish
- 3 Frame Color
- 4 Upholstery Selection
- 5 Frame Options



[Questions?](#)
1.800.876.2120

				material > grade >	Wood Shell	Fabric Grade 2 or COM	Fabric Grade 3	Fabric Grade 4	Fabric Grade 5	Fabric Grade 6
Style	Description	Model #	Product Wt							
Swivel	Swivel 5-Star Base Armless Seat - Wood Back - Wood 	QUPYRS-07	23	864						
	Swivel 5-Star Base Arms (tube stock) Seat - Wood Back - Wood Armcaps - None 	QUPYRST-08	24	938						
	Swivel 5-Star Base Arms (bar stock) Seat - Wood Back - Wood Armcaps - Wood 	QUPYRSA-08	24	1186						
	Swivel 5-Star Base Armless Seat - Upholstered Back - Wood 	QUPYRS-04	23		1066	1135	1204	1274	1346	
	Swivel 5-Star Base Arms (tube stock) Seat - Upholstered Back - Wood Armcaps - None 	QUPYRST-06	24		1117	1188	1257	1327	1396	
	Swivel 5-Star Base Arms (bar stock) Seat - Upholstered Back - Wood Armcaps - Wood 	QUPYRSA-06	24		1358	1427	1497	1567	1636	

COM Yardage
Refer to page 210.







Finish Options	Price	Frame Options	Code	Price	Custom Charges	Code	Price
Chrome	\$ 147	Casters - Dual Wheel Black Nylon			Powder Coat Alternative (per color)	OPA	call
Nickel	\$ 200	Hard Wheel (set of 4)	CAS61	n/c			
Powder Coat - Standard	n/c						
Powder Coat - Premium	\$ 147	Accessories					
		Chair Trolley	ACTHD	\$ 814			

Swivel Base Options
 Brushed Aluminum n/c
 Polished Aluminum n/c
 Powder Coat - Standard n/c
 Powder Coat - Premium \$ 147
TRANSPARENT AND PLATINUM POWDER COAT NOT AVAILABLE



Questions?

1.800.876.2120

				material > grade >	Poly Shell	Fabric Grade 2 or COM	Fabric Grade 3	Fabric Grade 4	Fabric Grade 5	Fabric Grade 6
Style	Description	Model #	Product Wt							
Swivel	Swivel 5-Star Base Armless Seat - Poly Back - Poly	 QUHDRS-07S	25	802						
	Swivel 5-Star Base Arms (tube stock) Seat - Poly Back - Poly Armcaps - None	 QUHDRST-08S	26	879						
	Swivel 5-Star Base Arms (bar stock) Seat - Poly Back - Poly Armcaps - Poly	 QUHDRSA-08S	26	988						
	Swivel 5-Star Base Armless Seat - Upholstered Back - Poly	 QUHDRS-04S	25		1007	1078	1146	1214	1284	
	Swivel 5-Star Base Arms (tube stock) Seat - Upholstered Back - Poly Armcaps - None	 QUHDRST-06S	26		1059	1128	1198	1268	1337	
	Swivel 5-Star Base Arms (bar stock) Seat - Upholstered Back - Poly Armcaps - Poly	 QUHDRSA-06S	26		1164	1233	1303	1373	1443	
	Footring available in chrome only.									







COM Yardage
Refer to page 210.

To Order, Specify...

- 1 Model Number
- 2 Shell Color/Finish
- 3 Frame Color
- 4 Upholstery Selection
- 5 Frame Options



[Questions?](#)
1.800.876.2120

				material > grade >	Wood Shell	Fabric Grade 2 or COM	Fabric Grade 3	Fabric Grade 4	Fabric Grade 5	Fabric Grade 6
Style	Description	Model #	Product Wt							
Swivel	Swivel 5-Star Base Armless Seat - Wood Back - Wood 	QUPYRS-07S	25	1013						
	Swivel 5-Star Base Arms (tube stock) Seat - Wood Back - Wood Armcaps - None 	QUPYRST-08S	26	1089						
	Swivel 5-Star Base Arms (bar stock) Seat - Wood Back - Wood Armcaps - Wood 	QUPYRSA-08S	26	1311						
	Swivel 5-Star Base Armless Seat - Upholstered Back - Wood 	QUPYRS-04S	25		1217	1286	1357	1425	1494	
	Swivel 5-Star Base Arms (tube stock) Seat - Upholstered Back - Wood Armcaps - None 	QUPYRST-06S	26		1269	1338	1408	1478	1547	
	Swivel 5-Star Base Arms (bar stock) Seat - Upholstered Back - Wood Armcaps - Wood 	QUPYRSA-06S	26		1488	1555	1626	1696	1766	

Footring available in
chrome only.

COM Yardage
Refer to page 210.

Finish Options	Price	Frame Options	Code	Price	Custom Charges	Code	Price
Chrome	\$ 147	Casters - Dual Wheel Black Nylon			Powder Coat Alternative (per color)	OPA	call
Nickel	\$ 200	Hard Wheel (set of 4)	CAS61	n/c			
Powder Coat - Standard	n/c						
Powder Coat - Premium	\$ 147						

Swivel Base Options
 Brushed Aluminum n/c
 Polished Aluminum n/c
 Powder Coat - Standard n/c
 Powder Coat - Premium \$ 147
TRANSPARENT AND PLATINUM POWDER COAT NOT AVAILABLE







Swivel Base Stool (Mid Back)
Ply Shell



VERSTEEL

Questions?

1.800.876.2120

				material > grade >	Wood Shell	Fabric Grade 2 or COM	Fabric Grade 3	Fabric Grade 4	Fabric Grade 5	Fabric Grade 6
Style	Description	Model #	Product Wt							
Swivel	Swivel 5-Star Base Mid Back Armless Seat - Wood Back - Wood	QUPYRS-07SM	25	1013						
										
	Swivel 5-Star Base Mid Back Arms (tube stock) Seat - Wood Back - Wood Armcaps - None	QUPYRST-08SM	26	1089						
										
	Swivel 5-Star Base Mid Back Arms (bar stock) Seat - Wood Back - Wood Armcaps - Wood	QUPYRSA-08SM	26	1311						
										
	Swivel 5-Star Base Mid Back Armless Seat - Upholstered Back - Wood	QUPYRS-04SM	25		1217	1286	1357	1425	1494	
										
Swivel 5-Star Base Mid Back Arms (tube stock) Seat - Upholstered Back - Wood Armcaps - None	QUPYRST-06SM	26		1269	1338	1408	1478	1547		
										
Swivel 5-Star Base Mid Back Arms (bar stock) Seat - Upholstered Back - Wood Armcaps - Wood	QUPYRSA-06SM	26		1488	1555	1626	1696	1766		
										

Footring available in chrome only.

COM Yardage
Refer to page 210.

To Order, Specify...

- 1 Model Number
- 2 Shell Color/Finish
- 3 Frame Color
- 4 Upholstery Selection
- 5 Frame Options

VERSTEEL

[Questions?](#)

1.800.876.2120

Finish Options	Price	Frame Options	Code	Price	Custom Charges	Code	Price
Chrome	\$ 147	Casters - Dual Wheel Black Nylon			Powder Coat Alternative (per color)	OPA	call
Nickel	\$ 200	Hard Wheel (set of 4)	CAS61	n/c			
Powder Coat - Standard	n/c						
Powder Coat - Premium	\$ 147						
Swivel Base Options							
Brushed Aluminum	n/c						
Polished Aluminum	n/c						
Powder Coat - Standard	n/c						
Powder Coat - Premium	\$ 147						
<i>TRANSPARENT AND PLATINUM POWDER COAT NOT AVAILABLE</i>							



Questions?

1.800.876.2120

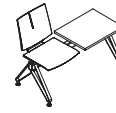
Style	Description	Model #	Product Wt	material > grade >							Top		
				Corner Top	Poly Shell	Fabric Grade 2 or COM	Fabric Grade 3	Fabric Grade 4	Fabric Grade 5	Fabric Grade 6			
 QUHDBL2-07 3	Standard Frame Quanta QUHD Beam 4-Leg Base 1 Seat, 1 Top Right Without Arms	 QUHDBL2-07 3	59		1359 1664 2193							Beam Table Top LP1S, LPF1S LW1S, LWF1S VW1S, VWF1S	 LP1S LPF1S LW1S LWF1S VW1S VWF1S
	Corner Table Frame Quanta QUHD Beam 4-Leg Base 1 Seat, 1 Top Right with Corner Table Left Without Arms	 QUHDBL2-07 3L	66		1504 1810 2341							Beam Table Top LP1S, LPF1S LW1S, LWF1S VW1S, VWF1S	 LPF1S LW1S LWF1S VW1S VWF1S
	Corner Table Ordered Separately	 AQUHDBL3 2939RE	22	873 1440 2154								Corner Table Top LP1S, LPF1S LW1S, LWF1S VW1S, VWF1S	 LWF1S VW1S VWF1S
	Standard Frame Quanta QUHD Beam 4-Leg Base 1 Seat, 1 Top Right Seat Upholstered Without Arms	 QUHDBL2-04 3	58		1568 1873 2403	1602 1909 2438	1638 1943 2472	1667 1973 2501	1702 2006 2537			Beam Table Top LP1S, LPF1S LW1S, LWF1S VW1S, VWF1S	 VW1S VWF1S
	Corner Table Frame Quanta QUHD Beam 4-Leg Base 1 Seat, 1 Top Right with Corner Table Left Seat Upholstered Without Arms	 QUHDBL2-04 3L	69		1714 2018 2547	1749 2053 2585	1783 2088 2619	1812 2115 2646	1846 2151 2681			Beam Table Top LP1S, LPF1S LW1S, LWF1S VW1S, VWF1S	 LP1S, LPF1S LW1S, LWF1S VW1S, VWF1S
	Corner Table Ordered Separately	 AQUHDBL3 2939RE	22	873 1440 2154								Corner Table Top LP1S, LPF1S LW1S, LWF1S VW1S, VWF1S	 LP1S, LPF1S LW1S, LWF1S VW1S, VWF1S

For model numbers that have a corner table option, the corner table must be purchased separately.

COM Yardage
Refer to page 210.

To Order, Specify...

- 1 Model Number
- 2 Shell Color
- 3 Leg Color
- 4 Upholstery Selection
- 5 Top Material
- 6 Edge Detail and Color



Questions?

1.800.876.2120

Style	Description	Model #	Product Wt	material > grade >							Top		
				Corner Top	Poly Shell	Fabric Grade 2 or COM	Fabric Grade 3	Fabric Grade 4	Fabric Grade 5	Fabric Grade 6			
 QUHDBL2-07 1	Standard Frame Quanta QUHD Beam 4-Leg Base 1 Seat, 1 Top Left Without Arms	QUHDBL2-07 1	55		1359 1664 2193							Beam Table Top LP1S, LPF1S LW1S, LWF1S VW1S, VWF1S	 LP1S LPF1S LW1S
	Corner Table Frame Quanta QUHD Beam 4-Leg Base 1 Seat, 1 Top Left with Corner Table Right Without Arms	QUHDBL2-07 1R	66		1504 1810 2341							Beam Table Top LP1S, LPF1S LW1S, LWF1S VW1S, VWF1S	 LPF1S LW1S
	Corner Table Ordered Separately	AQUHDBL3 2939RE	22	873 1440 2154								Corner Table Top LP1S, LPF1S LW1S, LWF1S VW1S, VWF1S	 LWF1S
	Standard Frame Quanta QUHD Beam 4-Leg Base 1 Seat, 1 Top Left Seat Upholstered Without Arms	QUHDBL2-04 1	58		1568 1873 2403	1602 1909 2438	1638 1943 2472	1667 1973 2501	1702 2006 2537			Beam Table Top LP1S, LPF1S LW1S, LWF1S VW1S, VWF1S	 VW1S VWF1S
	Corner Table Frame Quanta QUHD Beam 4-Leg Base 1 Seat, 1 Top Left with Corner Table Right Seat Upholstered Without Arms	QUHDBL2-04 1R	69		1714 2018 2547	1749 2053 2585	1783 2088 2619	1812 2115 2646	1846 2151 2681			Beam Table Top LP1S, LPF1S LW1S, LWF1S VW1S, VWF1S	 VWF1S
	Corner Table Ordered Separately	AQUHDBL3 2939RE	22	873 1440 2154								Corner Table Top LP1S, LPF1S LW1S, LWF1S VW1S, VWF1S	

For model numbers that have a corner table option, the corner table must be purchased separately.

COM Yardage
Refer to page 210.

Finish Options	Price
Chrome	\$ 147
Nickel	\$ 200
Powder Coat - Standard	n/c
Powder Coat - Premium	\$ 147

TRANSPARENT AND PLATINUM POWDER COAT NOT AVAILABLE.
BEAM WILL ALWAYS BE BLACK.

Wire Management Options	Code	Price
Wire Manager Beam (per beam)	WHDS	\$ 229

Power and Data Options
Please reference the Power & Data Price List



Questions?

1.800.876.2120

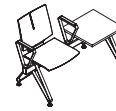
Style	Description	Model #	Product Wt	material > grade >						Top		
				Corner Top	Poly Shell	Fabric Grade 2 or COM	Fabric Grade 3	Fabric Grade 4	Fabric Grade 5			Fabric Grade 6
 QUHDBL2AA-07 3	Standard Frame Quanta QUHD Beam 4-Leg Base 1 Seat, 1 Top Right With Arms	QUHDBL2AA-07 3	65		1593 1896 2426						Beam Table Top LP1S, LPF1S LW1S, LWF1S VW1S, VWF1S	 LP1S LPF1S LW1S LWF1S VW1S VWF1S
	Corner Table Frame Quanta QUHD Beam 4-Leg Base 1 Seat, 1 Top Right with Corner Table Left With Arms	QUHDBL2AA-07 3L	73		1736 2041 2570						Beam Table Top LP1S, LPF1S LW1S, LWF1S VW1S, VWF1S	 LP1S LPF1S LW1S LWF1S VW1S VWF1S
	Corner Table Ordered Separately	AQUHDBL3 2634RE	18	873 1440 2154							Corner Table Top LP1S, LPF1S LW1S, LWF1S VW1S, VWF1S	 LP1S LPF1S LW1S LWF1S VW1S VWF1S
	Standard Frame Quanta QUHD Beam 4-Leg Base 1 Seat, 1 Top Right Seat Upholstered With Arms	QUHDBL2AA-04 3	67		1802 2105 2637	1836 2139 2671	1870 2176 2705	1899 2205 2732	1934 2240 2769	Beam Table Top LP1S, LPF1S LW1S, LWF1S VW1S, VWF1S	 LP1S LPF1S LW1S LWF1S VW1S VWF1S	
	Corner Table Frame Quanta QUHD Beam 4-Leg Base 1 Seat, 1 Top Right with Corner Table Left Seat Upholstered With Arms	QUHDBL2AA-04 3L	76		1945 2251 2781	1981 2285 2815	2015 2320 2852	2043 2349 2879	2079 2383 2913	Beam Table Top LP1S, LPF1S LW1S, LWF1S VW1S, VWF1S	 LP1S LPF1S LW1S LWF1S VW1S VWF1S	
	Corner Table Ordered Separately	AQUHDBL3 2634RE	18	873 1440 2154						Corner Table Top LP1S, LPF1S LW1S, LWF1S VW1S, VWF1S	 LP1S LPF1S LW1S LWF1S VW1S VWF1S	

For model numbers that have a corner table option, the corner table must be purchased separately.

COM Yardage
Refer to page 210.

To Order, Specify...

- 1 Model Number
- 2 Shell Color
- 3 Leg Color
- 4 Upholstery Selection
- 5 Top Material
- 6 Edge Detail and Color



Questions?
1.800.876.2120

Style	Description	Model #	Product Wt	material > grade >							Top		
				Corner Top	Poly Shell	Fabric Grade 2 or COM	Fabric Grade 3	Fabric Grade 4	Fabric Grade 5	Fabric Grade 6			
 QUHDBL2AA-07 1	Standard Frame 4-Leg Base 1 Seat, 1 Top Left With Arms on Seat	QUHDBL2AA-07 1 	65		1593 1896 2426							Beam Table Top LP1S, LPF1S LW1S, LWF1S VW1S, VWF1S	 LP1S LPF1S LW1S
	Corner Table Frame 4-Leg Base 1 Seat, 1 Top Left with Corner Table Right With Arms on Seat	QUHDBL2AA-07 1R 	73		1736 2041 2570							Beam Table Top LP1S, LPF1S LW1S, LWF1S VW1S, VWF1S	 LPF1S LW1S
	Corner Table Ordered Separately	AQUHDBL3 2634RE 	18	873 1440 2154								Corner Table Top LP1S, LPF1S LW1S, LWF1S VW1S, VWF1S	 LWF1S
	Standard Frame 4-Leg Base 1 Seat, 1 Top Left Seat Upholstered With Arms on Seat	QUHDBL2AA-04 1 	67		1802 2105 2637	1836 2139 2671	1870 2176 2705	1899 2205 2732	1934 2240 2769			Beam Table Top LP1S, LPF1S LW1S, LWF1S VW1S, VWF1S	 VW1S VWF1S
	Corner Table Frame 4-Leg Base 1 Seat, 1 Top Left with Corner Table Right Seat Upholstered With Arms on Seat	QUHDBL2AA-04 1R 	76		1945 2251 2781	1981 2285 2815	2015 2320 2852	2043 2349 2879	2079 2383 2913			Beam Table Top LP1S, LPF1S LW1S, LWF1S VW1S, VWF1S	 VWF1S
	Corner Table Ordered Separately	AQUHDBL3 2634RE 	18	873 1440 2154								Corner Table Top LP1S, LPF1S LW1S, LWF1S VW1S, VWF1S	

For model numbers that have a corner table option, the corner table must be purchased separately.

COM Yardage
Refer to page 210.

Finish Options	Price
Chrome	\$ 147
Nickel	\$ 200
Powder Coat - Standard	n/c
Powder Coat - Premium	\$ 147

TRANSPARENT AND PLATINUM POWDER COAT NOT AVAILABLE.
BEAM WILL ALWAYS BE BLACK.

Wire Management Options	Code	Price
Wire Manager Beam (per beam)	WHDS	\$ 229

Power and Data Options
Please reference the Power & Data Price List



Questions?

1.800.876.2120

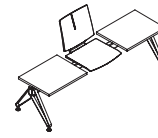
Style	Description	Model #	Product Wt	material > grade >							Top		
				Corner Top	Poly Shell	Fabric Grade 2 or COM	Fabric Grade 3	Fabric Grade 4	Fabric Grade 5	Fabric Grade 6			
 QUHDBL2A-07 3	Standard Frame Quanta QUHD Beam 4-Leg Base 1 Seat, 1 Top Right With Arm on End Only	QUHDBL2A-07 3	61		1476 1780 2312							Beam Table Top LP1S, LPF1S LW1S, LWF1S VW1S, VWF1S	 LP1S LPF1S LW1S LWF1S VW1S
	Standard Frame Quanta QUHD Beam 4-Leg Base 1 Seat, 1 Top Right Seat Upholstered With Arm on End Only	QUHDBL2A-04 3	63		1684 1988 2519	1720 2025 2554	1755 2058 2589	1783 2088 2619	1819 2123 2653			Beam Table Top LP1S, LPF1S LW1S, LWF1S VW1S, VWF1S	 LPF1S LW1S LWF1S VWF1S
	Standard Frame Quanta QUHD Beam 4-Leg Base 1 Seat, 1 Top Left With Arm on End Only	QUHDBL2A-07 1	61		1476 1780 2312							Beam Table Top LP1S, LPF1S LW1S, LWF1S VW1S, VWF1S	 LWF1S VW1S
	Standard Frame Quanta QUHD Beam 4-Leg Base 1 Seat, 1 Top Left Seat Upholstered With Arm on End Only	QUHDBL2A-04 1	63		1684 1988 2519	1720 2025 2554	1755 2058 2589	1783 2088 2619	1819 2123 2653			Beam Table Top LP1S, LPF1S LW1S, LWF1S VW1S, VWF1S	 VWF1S

For model numbers that have a corner table option, the corner table must be purchased separately.

COM Yardage
Refer to page 210.


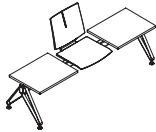






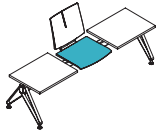
To Order, Specify...

- 1 Model Number
- 2 Shell Color
- 3 Leg Color
- 4 Upholstery Selection
- 5 Top Material
- 6 Edge Detail and Color



Questions?

1.800.876.2120

Style	Description	Model #	Product Wt	material > grade >	Corner Top	Poly Shell	Fabric Grade 2 or COM	Fabric Grade 3	Fabric Grade 4	Fabric Grade 5	Fabric Grade 6	Top	
 One Seat/Two Tops QUHDBL3-07 C	Standard Frame Quanta QUHD Beam 4-Leg Base 2 Tops, 1 Seat Center Without Arms	 QUHDBL3-07 C	77			1842 2450 3748						Beam Table Top LP1S, LPF1S LW1S, LWF1S VW1S, VWF1S	 LP1S  LPF1S  LW1S  LWF1S  VW1S  VWF1S
	Standard Frame Quanta QUHD Beam 4-Leg Base 2 Tops, 1 Seat Center Seat - Upholstered Without Arms	 QUHDBL3-04 C	79				2050 2660 3956	2083 2694 3993	2118 2728 4027	2149 2758 4057	2183 2793 4092		Beam Table Top LP1S, LPF1S LW1S, LWF1S VW1S, VWF1S

For model numbers that have a corner table option, the corner table must be purchased separately.

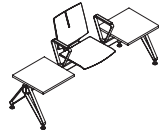
COM Yardage
Refer to page 210.

Finish Options	Price
Chrome	\$ 147
Nickel	\$ 200
Powder Coat - Standard	n/c
Powder Coat - Premium	\$ 147

TRANSPARENT AND PLATINUM POWDER COAT NOT AVAILABLE.
BEAM WILL ALWAYS BE BLACK.

Wire Management Options	Code	Price
Wire Manager Beam (per beam)	WHDS	\$ 229

Power and Data Options
Please reference the Power & Data Price List



Questions?

1.800.876.2120


		material > grade >		Corner Top	Poly Shell	Fabric Grade 2 or COM	Fabric Grade 3	Fabric Grade 4	Fabric Grade 5	Fabric Grade 6	Top	
Style	Description	Model #	Product Wt									
 QUHDBL3AA-07 C	Standard Frame Quanta QUHD Beam 4-Leg Base 2 Tops, 1 Seat Center With Arms	QUHDBL3AA-07 C	80		2074 2681 3981						Beam Table Top LP1S, LPF1S LW1S, LWF1S VW1S, VWF1S	 LP1S LPF1S LW1S LWF1S VW1S VWF1S
	Standard Frame Quanta QUHD Beam 4-Leg Base 2 Tops, 1 Seat Center Seat - Upholstered With Arms	QUHDBL3AA-04 C	83			2283 2890 4191	2318 2927 4224	2352 2960 4258	2381 2987 4287	2417 3024 4322	Beam Table Top LP1S, LPF1S LW1S, LWF1S VW1S, VWF1S	 LP1S LPF1S LW1S LWF1S VW1S VWF1S

For model numbers that have a corner table option, the corner table must be purchased separately.

COM Yardage
Refer to page 210.









To Order, Specify...

- 1 Model Number
- 2 Shell Color
- 3 Leg Color
- 4 Upholstery Selection
- 5 Top Material
- 6 Edge Detail and Color



Questions?

1.800.876.2120

Style	Description	Model #	Product Wt	material > grade >							Top	
				Corner Top	Poly Shell	Fabric Grade 2 or COM	Fabric Grade 3	Fabric Grade 4	Fabric Grade 5	Fabric Grade 6		
 <p>QUHDBL2-07</p>	Standard Frame Quanta QUHD Beam 4-Leg Base 2 Seat Without Arms	QUHDBL2-07	58		1332							 LP1S
	Corner Table Frame Quanta QUHD Beam 4-Leg Base 2 Seat with Corner Table Right Without Arms	QUHDBL2-07 R	68		1476							 LPF1S  LW1S
	Corner Table Ordered Separately	AQUHDBL3 2939RE	22	873 1440 2154							Corner Table Top LP1S, LPF1S LW1S, LWF1S VW1S, VWF1S	 LWF1S  VW1S
	Corner Table Frame Quanta QUHD Beam 4-Leg Base 2 Seat with Corner Table Left Without Arms	QUHDBL2-07 L	68		1476							 VW1S  VWF1S
	Corner Table Ordered Separately	AQUHDBL3 2939RE	22	873 1440 2154							Corner Table Top LP1S, LPF1S LW1S, LWF1S VW1S, VWF1S	

For model numbers that have a corner table option, the corner table must be purchased separately.

Finish Options

Chrome	\$ 147
Nickel	\$ 200
Powder Coat - Standard	n/c
Powder Coat - Premium	\$ 147

TRANSPARENT AND PLATINUM POWDER COAT NOT AVAILABLE.

BEAM WILL ALWAYS BE BLACK.

Wire Management Options

Wire Manager Beam (per beam)	Code WHDS	Price \$ 229
------------------------------------	-----------	--------------

Power and Data Options

Please reference the Power & Data Price List



Questions?

1.800.876.2120

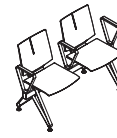
Style	Description	Model #	Product Wt	material >	Corner	Poly	Fabric	Fabric	Fabric	Fabric	Fabric	Top		
				grade >	Top	Shell	Grade 2 or COM	Grade 3	Grade 4	Grade 5	Grade 6			
<p>QUHDBL2-04</p>	Standard Frame Quanta QUHD Beam 4-Leg Base 2 Seat Seat - Upholstered Without Arms	QUHDBL2-04	62				1749	1819	1888	1945	2015		 LP1S	
	Corner Table Frame Quanta QUHD Beam 4-Leg Base 2 Seat with Corner Table Right Seat - Upholstered Without Arms	QUHDBL2-04 R	73				1893	1963	2032	2090	2160		 LPF1S	
	Corner Table Ordered Separately	AQUHDBL3 2939RE	22	873 1440 2154									Corner Table Top LP1S, LPF1S LW1S, LWF1S VW1S, VWF1S	 LWF1S
	Corner Table Frame Quanta QUHD Beam 4-Leg Base 2 Seat with Corner Table Left Seat - Upholstered Without Arms	QUHDBL2-04 L	73				1893	1963	2032	2090	2160		 VW1S	
	Corner Table Ordered Separately	AQUHDBL3 2939RE	22	873 1440 2154									Corner Table Top LP1S, LPF1S LW1S, LWF1S VW1S, VWF1S	 VWF1S

For model numbers that have a corner table option, the corner table must be purchased separately.

COM Yardage
Refer to page 210.

To Order, Specify...

- 1 Model Number
- 2 Shell Color
- 3 Leg Color
- 4 Upholstery Selection
- 5 Top Material
- 6 Edge Detail and Color



Questions?
1.800.876.2120

Style	Description	Model #	Product Wt	material > grade >							Top	
				Corner Top	Poly Shell	Fabric Grade 2 or COM	Fabric Grade 3	Fabric Grade 4	Fabric Grade 5	Fabric Grade 6		
 QUHDBL2AA-07	Standard Frame Quanta QUHD Beam 4-Leg Base 2 Seat With Arms on Both Seats	QUHDBL2AA-07	71		1794							 LP1S
	Corner Table Frame Quanta QUHD Beam 4-Leg Base 2 Seat with Corner Table Right With Arms on Both Seats	QUHDBL2AA-07 R	80		1939							 LPF1S
	Corner Table Ordered Separately	AQUHDBL3 2634RE	18	873 1440 2154							Corner Table Top LP1S, LPF1S LW1S, LWF1S VW1S, VWF1S	 LWF1S
	Corner Table Frame Quanta QUHD Beam 4-Leg Base 2 Seat with Corner Table Left With Arms on Both Seats	QUHDBL2AA-07 L	80		1939							 VW1S
	Corner Table Ordered Separately	AQUHDBL3 2634RE	18	873 1440 2154							Corner Table Top LP1S, LPF1S LW1S, LWF1S VW1S, VWF1S	 VWF1S
	For model numbers that have a corner table option, the corner table must be purchased separately.											

Finish Options

Chrome	\$ 147
Nickel	\$ 200
Powder Coat - Standard	n/c
Powder Coat - Premium	\$ 147

TRANSPARENT AND PLATINUM POWDER COAT NOT AVAILABLE.
BEAM WILL ALWAYS BE BLACK.

Wire Management Options








Wire Manager Beam (per beam)	Code WHDS	Price \$ 229
------------------------------	-----------	--------------

Power and Data Options
Please reference the Power & Data Price List



Questions?

1.800.876.2120

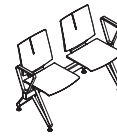
Style	Description	Model #	Product Wt	material > grade >						Top			
				Corner Top	Poly Shell	Fabric Grade 2 or COM	Fabric Grade 3	Fabric Grade 4	Fabric Grade 5			Fabric Grade 6	
 QUHDBL2AA-04	Standard Frame Quanta QUHD Beam 4-Leg Base 2 Seat Seat - Upholstered With Arms on Both Seats	QUHDBL2AA-04	75			2099	2167	2236	2293	2364		 LP1S	
	Corner Table Frame Quanta QUHD Beam 4-Leg Base 2 Seat with Corner Table Right Seat - Upholstered With Arms on Both Seats	QUHDBL2AA-04 R	84			2242	2312	2381	2438	2509		 LPF1S	
	Corner Table Ordered Separately	AQUHDBL3 2634RE	18	873 1440 2154								Corner Table Top LP1S, LPF1S LW1S, LWF1S VW1S, VWF1S	 LW1S  LWF1S
	Corner Table Frame Quanta QUHD Beam 4-Leg Base 2 Seat with Corner Table Left Seat - Upholstered With Arms on Both Seats	QUHDBL2AA-04 L	84			2242	2312	2381	2438	2509		 VW1S  VWF1S	
	Corner Table Ordered Separately	AQUHDBL3 2634RE	18	873 1440 2154								Corner Table Top LP1S, LPF1S LW1S, LWF1S VW1S, VWF1S	

For model numbers that have a corner table option, the corner table must be purchased separately.

COM Yardage
Refer to page 210.








To Order, Specify...

- 1 Model Number
- 2 Shell Color
- 3 Leg Color
- 4 Upholstery Selection
- 5 Top Material
- 6 Edge Detail and Color



Questions?

1.800.876.2120

Style	Description	Model #	Product Wt	material > grade >							Top		
				Corner Top	Poly Shell	Fabric Grade 2 or COM	Fabric Grade 3	Fabric Grade 4	Fabric Grade 5	Fabric Grade 6			
 QUHDBL2A-07	Standard Frame Quanta QUHD Beam 4-Leg Base 2 Seat With Arms on Ends Only	QUHDBL2A-07	67		1567								 LP1S
	Corner Table Frame Quanta QUHD Beam 4-Leg Base 2 Seat with Corner Table Right With Arms on Ends Only	QUHDBL2A-07 R	76		1712								 LPF1S
	Corner Table Ordered Separately	AQUHDBL3 2634RE	18	873 1440 2154									 LW1S
	Corner Table Top LP1S, LPF1S LW1S, LWF1S VW1S, VWF1S												 LWF1S
	Corner Table Frame Quanta QUHD Beam 4-Leg Base 2 Seat with Corner Table Left With Arms on Ends Only	QUHDBL2A-07 L	76		1712								 VW1S
	Corner Table Ordered Separately	AQUHDBL3 2634RE	18	873 1440 2154									 VWF1S
Corner Table Top LP1S, LPF1S LW1S, LWF1S VW1S, VWF1S													

For model numbers that have a corner table option, the corner table must be purchased separately.

Finish Options

Chrome	\$ 147
Nickel	\$ 200
Powder Coat - Standard	n/c
Powder Coat - Premium	\$ 147

TRANSPARENT AND PLATINUM POWDER COAT NOT AVAILABLE.

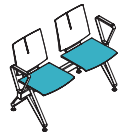
BEAM WILL ALWAYS BE BLACK.

Wire Management Options

Wire Manager Beam (per beam)	Code WHDS	Price \$ 229
------------------------------------	-----------	--------------








Power and Data Options

Please reference the Power & Data Price List



Questions?

1.800.876.2120


Style	Description	Model #	Product Wt	material > grade >						Top			
				Corner Top	Poly Shell	Fabric Grade 2 or COM	Fabric Grade 3	Fabric Grade 4	Fabric Grade 5			Fabric Grade 6	
 <p>QUHDBL2A-04</p>	Standard Frame Quanta QUHD Beam 4-Leg Base 2 Seat Seat - Upholstered With Arms on Ends Only	QUHDBL2A-04	72			1864	1934	2004	2061	2133		 LP1S	
	Corner Table Frame Quanta QUHD Beam 4-Leg Base 2 Seat with Corner Table Right Seat - Upholstered With Arms on Ends Only	QUHDBL2A-04 R	81			2008	2079	2149	2208	2277		 LPF1S	
	Corner Table Ordered Separately	AQUHDBL3 2634RE	18	873 1440 2154								Corner Table Top LP1S, LPF1S LW1S, LWF1S VW1S, VWF1S	 LW1S  LWF1S
	Corner Table Frame Quanta QUHD Beam 4-Leg Base 2 Seat with Corner Table Left Seat - Upholstered With Arms on Ends Only	QUHDBL2A-04 L	81			2008	2079	2149	2208	2277		 VW1S  VWF1S	
	Corner Table Ordered Separately	AQUHDBL3 2634RE	18	873 1440 2154								Corner Table Top LP1S, LPF1S LW1S, LWF1S VW1S, VWF1S	

For model numbers that have a corner table option, the corner table must be purchased separately.








COM Yardage
Refer to page 210.

To Order, Specify...

- 1 Model Number
- 2 Shell Color
- 3 Leg Color
- 4 Upholstery Selection
- 5 Top Material
- 6 Edge Detail and Color



Questions?
1.800.876.2120

		material > grade >	Corner Top	Poly Shell	Fabric Grade 2 or COM	Fabric Grade 3	Fabric Grade 4	Fabric Grade 5	Fabric Grade 6	Top	
Style	Description	Model #	Product Wt								
 QUHDBL2AE-07 R	Corner Table Frame Quanta QUHD Beam 4-Leg Base 2 Seat with Corner Table Right With Arm on One End Only	QUHDBL2AE-07 R	74		1707						 LP1S  LPF1S  LW1S  LWF1S  VW1S  VWF1S
	Corner Table Ordered Separately	AQUHDBL3 2634RE	18	873 1440 2154							Corner Table Top LP1S, LPF1S LW1S, LWF1S VW1S, VWF1S
	Corner Table Frame Quanta QUHD Beam 4-Leg Base 2 Seat with Corner Table Left With Arm on One End Only	QUHDBL2AE-07 L	74		1707						
	Corner Table Ordered Separately	AQUHDBL3 2634RE	18	873 1440 2154							Corner Table Top LP1S, LPF1S LW1S, LWF1S VW1S, VWF1S
	Corner Table Frame Quanta QUHD Beam 4-Leg Base 2 Seat with Corner Table Right Seat - Upholstered With Arm on One End Only	QUHDBL2AE-04 R	78			1661	1731	1802	1859	1929	
	Corner Table Ordered Separately	AQUHDBL3 2634RE	18	873 1440 2154							Corner Table Top LP1S, LPF1S LW1S, LWF1S VW1S, VWF1S
	Corner Table Frame Quanta QUHD Beam 4-Leg Base 2 Seat with Corner Table Left Seat - Upholstered With Arm on One End Only	QUHDBL2AE-04 L	78			1661	1731	1802	1859	1929	
Corner Table Ordered Separately	AQUHDBL3 2634RE	18	873 1440 2154							Corner Table Top LP1S, LPF1S LW1S, LWF1S VW1S, VWF1S	

For model numbers that have a corner table option, the corner table must be purchased separately.


COM Yardage
Refer to page 210.

Finish Options	Price
Chrome	\$ 147
Nickel	\$ 200
Powder Coat - Standard	n/c
Powder Coat - Premium	\$ 147

TRANSPARENT AND PLATINUM POWDER COAT NOT AVAILABLE.
BEAM WILL ALWAYS BE BLACK.












































Wire Management Options	Code	Price
Wire Manager Beam (per beam)	WHDS	\$ 229

Power and Data Options
Please reference the Power & Data Price List



Questions?

1.800.876.2120

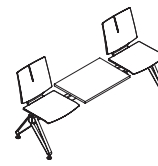
Style	Description	Model #	Product Wt	material > grade >							Top		
				Corner Top	Poly Shell	Fabric Grade 2 or COM	Fabric Grade 3	Fabric Grade 4	Fabric Grade 5	Fabric Grade 6			
 <p>QUHDBL3-07 3</p>	Standard Frame Quanta QUHD Beam 4-Leg Base 2 Seat, 1 Top Right Without Arms	 <p>QUHDBL3-07 3</p>	80		1749 2053 2585							Beam Table Top LP1S, LPF1S LW1S, LWF1S VW1S, VWF1S	 LP1S  LPF1S  LW1S  LWF1S  VW1S  VWF1S
	Corner Table Frame Quanta QUHD Beam 4-Leg Base 2 Seat, 1 Top Right with Corner Table Left Without Arms	 <p>QUHDBL3-07 3L</p>	91		1893 2197 2728							Beam Table Top LP1S, LPF1S LW1S, LWF1S VW1S, VWF1S	 LP1S  LPF1S  LW1S  LWF1S  VW1S  VWF1S
	Corner Table Ordered Separately	 <p>AQUHDBL3 2939RE</p>	22	873 1440 2154								Corner Table Top LP1S, LPF1S LW1S, LWF1S VW1S, VWF1S	 LP1S  LPF1S  LW1S  LWF1S  VW1S  VWF1S
	Standard Frame Quanta QUHD Beam 4-Leg Base 2 Seat, 1 Top Right Seat - Upholstered Without Arms	 <p>QUHDBL3-04 3</p>	83		2167 2470 3002	2242 2544 3076	2306 2610 3142	2364 2669 3199	2432 2737 3267			Beam Table Top LP1S, LPF1S LW1S, LWF1S VW1S, VWF1S	 LP1S  LPF1S  LW1S  LWF1S  VW1S  VWF1S
	Corner Table Frame Quanta QUHD Beam 4-Leg Base 2 Seat, 1 Top Right with Corner Table Left Seat - Upholstered Without Arms	 <p>QUHDBL3-04 3L</p>	94		2312 2615 3147	2381 2685 3215	2450 2753 3286	2509 2813 3342	2577 2881 3413			Beam Table Top LP1S, LPF1S LW1S, LWF1S VW1S, VWF1S	 LP1S  LPF1S  LW1S  LWF1S  VW1S  VWF1S
	Corner Table Ordered Separately	 <p>AQUHDBL3 2939RE</p>	22	873 1440 2154								Corner Table Top LP1S, LPF1S LW1S, LWF1S VW1S, VWF1S	 LP1S  LPF1S  LW1S  LWF1S  VW1S  VWF1S

For model numbers that have a corner table option, the corner table must be purchased separately.

COM Yardage
Refer to page 210.








To Order, Specify...

- 1 Model Number
- 2 Shell Color
- 3 Leg Color
- 4 Upholstery Selection
- 5 Top Material
- 6 Edge Detail and Color



Questions?

1.800.876.2120

Style	Description	Model #	Product Wt	material > grade >							Top		
				Corner Top	Poly Shell	Fabric Grade 2 or COM	Fabric Grade 3	Fabric Grade 4	Fabric Grade 5	Fabric Grade 6			
 <p>QUHDBL3-07 2</p>	Standard Frame Quanta QUHD Beam 4-Leg Base 2 Seat, 1 Top Center Without Arms	QUHDBL3-07 2	80		1749 2053 2585							Beam Table Top LP1S, LPF1S LW1S, LWF1S VW1S, VWF1S	 LP1S  LPF1S
	Corner Table Frame Quanta QUHD Beam 4-Leg Base 2 Seat, 1 Top Center with Corner Table Right Without Arms	QUHDBL3-07 2R	91		1893 2197 2728							Beam Table Top LP1S, LPF1S LW1S, LWF1S VW1S, VWF1S	 LW1S  LWF1S
	Corner Table Ordered Separately	AQUHDBL3 2939RE	22	873 1440 2154								Corner Table Top LP1S, LPF1S LW1S, LWF1S VW1S, VWF1S	 VW1S
	Corner Table Frame Quanta QUHD Beam 4-Leg Base 2 Seat, 1 Top Center with Corner Table Left Without Arms	QUHDBL3-07 2L	91		1893 2197 2728							Beam Table Top LP1S, LPF1S LW1S, LWF1S VW1S, VWF1S	 VWF1S
	Corner Table Ordered Separately	AQUHDBL3 2939RE	22	873 1440 2154								Corner Table Top LP1S, LPF1S LW1S, LWF1S VW1S, VWF1S	

For model numbers that have a corner table option, the corner table must be purchased separately.

Finish Options

Chrome	\$ 147
Nickel	\$ 200
Powder Coat - Standard	n/c
Powder Coat - Premium	\$ 147

TRANSPARENT AND PLATINUM POWDER COAT NOT AVAILABLE.

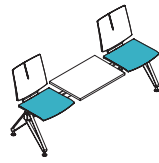
BEAM WILL ALWAYS BE BLACK.

Wire Management Options

Wire Manager Beam (per beam)	Code WHDS	Price \$ 229
------------------------------------	-----------	--------------








Power and Data Options

Please reference the Power & Data Price List



Questions?

1.800.876.2120

Style	Description	Model #	Product Wt	material > grade >							Top	
				Corner Top	Poly Shell	Fabric Grade 2 or COM	Fabric Grade 3	Fabric Grade 4	Fabric Grade 5	Fabric Grade 6		
 <p><i>QUHDBL3-04 2</i></p>	Standard Frame Quanta QUHD Beam 4-Leg Base 2 Seat, 1 Top Center Seat - Upholstered Without Arms	QUHDBL3-04 2	83			2167 2470 3002	2242 2544 3076	2306 2610 3142	2364 2669 3199	2432 2737 3267	Beam Table Top LP1S, LPF1S LW1S, LWF1S VW1S, VWF1S	 LP1S  LPF1S
	Corner Table Frame Quanta QUHD Beam 4-Leg Base 2 Seat, 1 Top Center with Corner Table Right Seat - Upholstered Without Arms	QUHDBL3-04 2R	94			2312 2615 3147	2381 2685 3215	2450 2753 3286	2509 2813 3342	2577 2881 3413	Beam Table Top LP1S, LPF1S LW1S, LWF1S VW1S, VWF1S	 LW1S  LWF1S
	Corner Table Ordered Separately	AQUHDBL3 2939RE	22	873 1440 2154							Corner Table Top LP1S, LPF1S LW1S, LWF1S VW1S, VWF1S	 VW1S
	Corner Table Frame Quanta QUHD Beam 4-Leg Base 2 Seat, 1 Top Center with Corner Table Left Seat - Upholstered Without Arms	QUHDBL3-04 2L	94			2312 2615 3147	2381 2685 3215	2450 2753 3286	2509 2813 3342	2577 2881 3413	Beam Table Top LP1S, LPF1S LW1S, LWF1S VW1S, VWF1S	 VWF1S
	Corner Table Ordered Separately	AQUHDBL3 2939RE	22	873 1440 2154							Corner Table Top LP1S, LPF1S LW1S, LWF1S VW1S, VWF1S	


For model numbers that have a corner table option, the corner table must be purchased separately.

COM Yardage

Refer to page 210.

To Order, Specify...

- 1 Model Number
- 2 Shell Color
- 3 Leg Color
- 4 Upholstery Selection
- 5 Top Material
- 6 Edge Detail and Color



Questions?

1.800.876.2120

Style	Description	Model #	Product Wt	material > grade >						Top		
				Corner Top	Poly Shell	Fabric Grade 2 or COM	Fabric Grade 3	Fabric Grade 4	Fabric Grade 5			Fabric Grade 6
<p>QUHDBL3-07 1</p>	Standard Frame Quanta QUHD Beam 4-Leg Base 2 Seat, 1 Top Left Without Arms	QUHDBL3-07 1	80		1749 2053 2585						Beam Table Top LP1S, LPF1S LW1S, LWF1S VW1S, VWF1S	LP1S LPF1S LW1S LWF1S VW1S VWF1S
	Corner Table Frame Quanta QUHD Beam 4-Leg Base 2 Seat, 1 Top Left with Corner Table Right Without Arms	QUHDBL3-07 1R	91		1893 2197 2728						Beam Table Top LP1S, LPF1S LW1S, LWF1S VW1S, VWF1S	LP1S LPF1S LW1S LWF1S VW1S VWF1S
	Corner Table Ordered Separately	AQUHDBL3 2939RE	22	873 1440 2154							Corner Table Top LP1S, LPF1S LW1S, LWF1S VW1S, VWF1S	LP1S LPF1S LW1S LWF1S VW1S VWF1S
	Standard Frame Quanta QUHD Beam 4-Leg Base 2 Seat, 1 Top Left Seat - Upholstered Without Arms	QUHDBL3-04 1	83		2167 2470 3002	2242 2544 3076	2306 2610 3142	2364 2669 3199	2432 2737 3267		Beam Table Top LP1S, LPF1S LW1S, LWF1S VW1S, VWF1S	LP1S LPF1S LW1S LWF1S VW1S VWF1S
	Corner Table Frame Quanta QUHD Beam 4-Leg Base 2 Seat, 1 Top Left with Corner Table Right Seat - Upholstered Without Arms	QUHDBL3-04 1R	94		2312 2615 3147	2381 2685 3215	2450 2753 3286	2509 2813 3342	2577 2881 3413		Beam Table Top LP1S, LPF1S LW1S, LWF1S VW1S, VWF1S	LP1S LPF1S LW1S LWF1S VW1S VWF1S
	Corner Table Ordered Separately	AQUHDBL3 2939RE	22	873 1440 2154							Corner Table Top LP1S, LPF1S LW1S, LWF1S VW1S, VWF1S	LP1S LPF1S LW1S LWF1S VW1S VWF1S

For model numbers that have a corner table option, the corner table must be purchased separately.

COM Yardage
Refer to page 210.

Finish Options
 Chrome \$ 147
 Nickel \$ 200
 Powder Coat - Standard n/c
 Powder Coat - Premium \$ 147
 TRANSPARENT AND PLATINUM POWDER COAT NOT AVAILABLE.
 BEAM WILL ALWAYS BE BLACK.








Wire Management Options
 Wire Manager Beam (per beam) WHDS \$ 229

Power and Data Options
 Please reference the Power & Data Price List



Questions?

1.800.876.2120

Style	Description	Model #	Product Wt	material > grade >							Top		
				Corner Top	Poly Shell	Fabric Grade 2 or COM	Fabric Grade 3	Fabric Grade 4	Fabric Grade 5	Fabric Grade 6			
 QUHDBL3AA-07 3	Standard Frame Quanta QUHD Beam 4-Leg Base 2 Seat, 1 Top Right With Arms on Both Seats	QUHDBL3AA-07 3	88		2212 2516 3048							Beam Table Top LP1S, LPF1S LW1S, LWF1S VW1S, VWF1S	 LP1S  LPF1S
	Corner Table Frame Quanta QUHD Beam 4-Leg Base 2 Seat, 1 Top Right with Corner Table Left With Arms on Both Seats	QUHDBL3AA-07 3L	97		2357 2662 3191							Beam Table Top LP1S, LPF1S LW1S, LWF1S VW1S, VWF1S	 LW1S  LWF1S
	Corner Table Ordered Separately	AQUHDBL3 2634RE	18	873 1440 2154								Corner Table Top LP1S, LPF1S LW1S, LWF1S VW1S, VWF1S	 VW1S
	Standard Frame Quanta QUHD Beam 4-Leg Base 2 Seat, 1 Top Right Seat - Upholstered With Arms on Both Seats	QUHDBL3AA-04 3	96		2629 2934 3466	2698 3004 3534	2769 3074 3605	2828 3130 3662	2898 3201 3732			Beam Table Top LP1S, LPF1S LW1S, LWF1S VW1S, VWF1S	 VWF1S
	Corner Table Frame Quanta QUHD Beam 4-Leg Base 2 Seat, 1 Top Right with Corner Table Left Seat - Upholstered With Arms on Both Seats	QUHDBL3AA-04 3L	104		2774 3079 3610	2843 3149 3680	2913 3218 3748	2973 3276 3807	3043 3344 3877			Beam Table Top LP1S, LPF1S LW1S, LWF1S VW1S, VWF1S	
	Corner Table Ordered Separately	AQUHDBL3 2634RE	18	873 1440 2154								Corner Table Top LP1S, LPF1S LW1S, LWF1S VW1S, VWF1S	

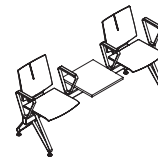
For model numbers that have a corner table option, the corner table must be purchased separately.

COM Yardage








Refer to page 210.

To Order, Specify...

- 1 Model Number
- 2 Shell Color
- 3 Leg Color
- 4 Upholstery Selection
- 5 Top Material
- 6 Edge Detail and Color



Questions?
1.800.876.2120

Style	Description	Model #	Product Wt	material > grade >							Top		
				Corner Top	Poly Shell	Fabric Grade 2 or COM	Fabric Grade 3	Fabric Grade 4	Fabric Grade 5	Fabric Grade 6			
 Two Seat/One Top QUHDBL3AA-07 2	Standard Frame Quanta QUHD Beam 4-Leg Base 2 Seat, 1 Top Center With Arms on Both Seats	QUHDBL3AA-07 2	93		2212 2516 3048							Beam Table Top LP1S, LPF1S LW1S, LWF1S VW1S, VWF1S	 LP1S  LPF1S
	Corner Table Frame Quanta QUHD Beam 4-Leg Base 2 Seat, 1 Top Center with Corner Table Right With Arms on Both Seats	QUHDBL3AA-07 2R	102		2357 2662 3191							Beam Table Top LP1S, LPF1S LW1S, LWF1S VW1S, VWF1S	 LW1S  LWF1S
	Corner Table Ordered Separately	AQUHDBL3 2634RE	18	873 1440 2154								Corner Table Top LP1S, LPF1S LW1S, LWF1S VW1S, VWF1S	 VW1S
	Corner Table Frame Quanta QUHD Beam 4-Leg Base 2 Seat, 1 Top Center with Corner Table Left With Arms on Both Seats	QUHDBL3AA-07 2L	102		2357 2662 3191							Beam Table Top LP1S, LPF1S LW1S, LWF1S VW1S, VWF1S	 VWF1S
	Corner Table Ordered Separately	AQUHDBL3 2634RE	18	873 1440 2154								Corner Table Top LP1S, LPF1S LW1S, LWF1S VW1S, VWF1S	

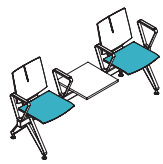
For model numbers that have a corner table option, the corner table must be purchased separately.

Finish Options	Price
Chrome	\$ 147
Nickel	\$ 200
Powder Coat - Standard	n/c
Powder Coat - Premium	\$ 147

Wire Management Options	Code	Price
Wire Manager Beam (per beam)	WHDS	\$ 229








Power and Data Options
Please reference the Power & Data Price List

TRANSPARENT AND PLATINUM POWDER COAT NOT AVAILABLE.
BEAM WILL ALWAYS BE BLACK.



Questions?

1.800.876.2120

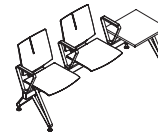
Style	Description	Model #	Product Wt	material > grade >						Top		
				Corner Top	Poly Shell	Fabric Grade 2 or COM	Fabric Grade 3	Fabric Grade 4	Fabric Grade 5			Fabric Grade 6
 QUHDBL3AA-04 2	Standard Frame Quanta QUHD Beam 4-Leg Base 2 Seat, 1 Top Center Seat - Upholstered With Arms on Both Seats	QUHDBL3AA-04 2	98			2629 2934 3466	2698 3004 3534	2769 3074 3605	2828 3130 3662	2898 3201 3732	Beam Table Top LP1S, LPF1S LW1S, LWF1S VW1S, VWF1S	 LP1S  LPF1S
	Corner Table Frame Quanta QUHD Beam 4-Leg Base 2 Seat, 1 Top Center with Corner Table Right Seat - Upholstered With Arms on Both Seats	QUHDBL3AA-04 2R	106			2774 3079 3610	2843 3149 3680	2913 3218 3748	2973 3276 3807	3043 3344 3877	Beam Table Top LP1S, LPF1S LW1S, LWF1S VW1S, VWF1S	 LW1S  LWF1S
	Corner Table Ordered Separately	AQUHDBL3 2634RE	18	873 1440 2154							Corner Table Top LP1S, LPF1S LW1S, LWF1S VW1S, VWF1S	 VW1S
	Corner Table Frame Quanta QUHD Beam 4-Leg Base 2 Seat, 1 Top Center with Corner Table Left Seat - Upholstered With Arms on Both Seats	QUHDBL3AA-04 2L	106			2774 3079 3610	2843 3149 3680	2913 3218 3748	2973 3276 3807	3043 3344 3877	Beam Table Top LP1S, LPF1S LW1S, LWF1S VW1S, VWF1S	 VWF1S
	Corner Table Ordered Separately	AQUHDBL3 2634RE	18	873 1440 2154							Corner Table Top LP1S, LPF1S LW1S, LWF1S VW1S, VWF1S	

For model numbers that have a corner table option, the corner table must be purchased separately.































COM Yardage
Refer to page 210.

To Order, Specify...

- 1 Model Number
- 2 Shell Color
- 3 Leg Color
- 4 Upholstery Selection
- 5 Top Material
- 6 Edge Detail and Color



Questions?
1.800.876.2120

Style	Description	Model #	Product Wt	material > grade >						Top		
				Corner Top	Poly Shell	Fabric Grade 2 or COM	Fabric Grade 3	Fabric Grade 4	Fabric Grade 5			Fabric Grade 6
 QUHDBL3AA-07 1	Standard Frame Quanta QUHD Beam 4-Leg Base 2 Seat, 1 Top Left With Arms on Both Seats	QUHDBL3AA-07 1	88		2212 2516 3048						Beam Table Top LP1S, LPF1S LW1S, LWF1S VW1S, VWF1S	 LP1S  LPF1S  LW1S  LWF1S  VW1S  VWF1S
	Corner Table Frame Quanta QUHD Beam 4-Leg Base 2 Seat, 1 Top Left with Corner Table Right With Arms on Both Seats	QUHDBL3AA-07 1R	97		2357 2662 3191						Beam Table Top LP1S, LPF1S LW1S, LWF1S VW1S, VWF1S	 LPF1S  LW1S  LWF1S  VW1S  VWF1S
	Corner Table Ordered Separately	AQUHDBL3 2634RE	18	873 1440 2154							Corner Table Top LP1S, LPF1S LW1S, LWF1S VW1S, VWF1S	 LPF1S  LWF1S  VWF1S
	Standard Frame Quanta QUHD Beam 4-Leg Base 2 Seat, 1 Top Left Seat - Upholstered With Arms on Both Seats	QUHDBL3AA-04 1	96		2629 2934 3466	2698 3004 3534	2769 3074 3605	2828 3130 3662	2898 3201 3732	Beam Table Top LP1S, LPF1S LW1S, LWF1S VW1S, VWF1S	 LPF1S  LW1S  LWF1S  VW1S  VWF1S	
	Corner Table Frame Quanta QUHD Beam 4-Leg Base 2 Seat, 1 Top Left with Corner Table Right Seat - Upholstered With Arms on Both Seats	QUHDBL3AA-04 1R	104		2774 3079 3610	2843 3149 3680	2913 3218 3748	2973 3276 3807	3043 3344 3877	Beam Table Top LP1S, LPF1S LW1S, LWF1S VW1S, VWF1S	 LPF1S  LW1S  LWF1S  VW1S  VWF1S	
	Corner Table Ordered Separately	AQUHDBL3 2634RE	18	873 1440 2154							Corner Table Top LP1S, LPF1S LW1S, LWF1S VW1S, VWF1S	 LPF1S  LW1S  LWF1S  VW1S  VWF1S


For model numbers that have a corner table option, the corner table must be purchased separately.

COM Yardage
Refer to page 210.

Finish Options	Price
Chrome	\$ 147
Nickel	\$ 200
Powder Coat - Standard	n/c
Powder Coat - Premium	\$ 147
<i>TRANSPARENT AND PLATINUM POWDER COAT NOT AVAILABLE.</i>	
<i>BEAM WILL ALWAYS BE BLACK.</i>	






































Wire Management Options	Code	Price
Wire Manager Beam (per beam)	WHDS	\$ 229

Power and Data Options
Please reference the Power & Data Price List



Questions?

1.800.876.2120

Style	Description	Model #	Product Wt	material > grade >						Top		
				Corner Top	Poly Shell	Fabric Grade 2 or COM	Fabric Grade 3	Fabric Grade 4	Fabric Grade 5			Fabric Grade 6
 QUHDBL3A-07 3	Standard Frame Quanta QUHD Beam 4-Leg Base 2 Seat, 1 Top Right With Arms on Ends Only	QUHDBL3A-07 3	88		1981 2285 2815						Beam Table Top LP1S, LPF1S LW1S, LWF1S VW1S, VWF1S	 LP1S  LPF1S  LW1S  LWF1S  VW1S  VWF1S
	Corner Table Frame Quanta QUHD Beam 4-Leg Base 2 Seat, 1 Top Right with Corner Table Left With Arms on Ends Only	QUHDBL3A-07 3L	96		2126 2429 2960						Beam Table Top LP1S, LPF1S LW1S, LWF1S VW1S, VWF1S	 LP1S  LPF1S  LW1S  LWF1S  VW1S  VWF1S
	Corner Table Ordered Separately	AQUHDBL3 2634RE	18	873 1440 2154							Corner Table Top LP1S, LPF1S LW1S, LWF1S VW1S, VWF1S	 LP1S  LPF1S  LW1S  LWF1S  VW1S  VWF1S
	Standard Frame Quanta QUHD Beam 4-Leg Base 2 Seat, 1 Top Right Seat - Upholstered With Arms on Ends Only	QUHDBL3A-04 3	92			2397 2702 3232	2467 2771 3302	2537 2841 3371	2596 2901 3431	2665 2971 3499	Beam Table Top LP1S, LPF1S LW1S, LWF1S VW1S, VWF1S	 LP1S  LPF1S  LW1S  LWF1S  VW1S  VWF1S
	Corner Table Frame Quanta QUHD Beam 4-Leg Base 2 Seat, 1 Top Right with Corner Table Left Seat - Upholstered With Arms on Ends Only	QUHDBL3A-04 3L	102			2542 2847 3376	2612 2916 3446	2681 2985 3516	2741 3046 3575	2809 3115 3643	Beam Table Top LP1S, LPF1S LW1S, LWF1S VW1S, VWF1S	 LP1S  LPF1S  LW1S  LWF1S  VW1S  VWF1S
	Corner Table Ordered Separately	AQUHDBL3 2634RE	18	873 1440 2154							Corner Table Top LP1S, LPF1S LW1S, LWF1S VW1S, VWF1S	 LP1S  LPF1S  LW1S  LWF1S  VW1S  VWF1S

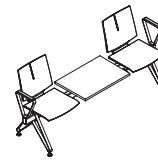
For model numbers that have a corner table option, the corner table must be purchased separately.

COM Yardage

Refer to page 210.
































To Order, Specify...

- 1 Model Number
- 2 Shell Color
- 3 Leg Color
- 4 Upholstery Selection
- 5 Top Material
- 6 Edge Detail and Color



Questions?

1.800.876.2120

Style	Description	Model #	Product Wt	material > grade >							Top		
				Corner Top	Poly Shell	Fabric Grade 2 or COM	Fabric Grade 3	Fabric Grade 4	Fabric Grade 5	Fabric Grade 6			
 QUHDBL3A-07 2	Standard Frame Quanta QUHD Beam 4-Leg Base 2 Seat, 1 Top Center With Arms on Ends Only	QUHDBL3A-07 2	88		1981 2285 2815							Beam Table Top LP1S, LPF1S LW1S, LWF1S VW1S, VWF1S	 LP1S  LPF1S  LW1S  LWF1S  VW1S  VWF1S
	Corner Table Frame Quanta QUHD Beam 4-Leg Base 2 Seat, 1 Top Center with Corner Table Right With Arms on Ends Only	QUHDBL3A-07 2R	96		2126 2429 2960							Beam Table Top LP1S, LPF1S LW1S, LWF1S VW1S, VWF1S	 LP1S  LPF1S  LW1S  LWF1S  VW1S  VWF1S
	Corner Table Ordered Separately	AQUHDBL3 2634RE	18		873 1440 2154							Corner Table Top LP1S, LPF1S LW1S, LWF1S VW1S, VWF1S	 LP1S  LPF1S  LW1S  LWF1S  VW1S  VWF1S
	Corner Table Frame Quanta QUHD Beam 4-Leg Base 2 Seat, 1 Top Center with Corner Table Left With Arms on Ends Only	QUHDBL3A-07 2L	96		2126 2429 2960							Beam Table Top LP1S, LPF1S LW1S, LWF1S VW1S, VWF1S	 LP1S  LPF1S  LW1S  LWF1S  VW1S  VWF1S
	Corner Table Ordered Separately	AQUHDBL3 2634RE	18		873 1440 2154							Corner Table Top LP1S, LPF1S LW1S, LWF1S VW1S, VWF1S	 LP1S  LPF1S  LW1S  LWF1S  VW1S  VWF1S

For model numbers that have a corner table option, the corner table must be purchased separately.

Finish Options

Chrome	\$ 147
Nickel	\$ 200
Powder Coat - Standard	n/c
Powder Coat - Premium	\$ 147

TRANSPARENT AND PLATINUM POWDER COAT NOT AVAILABLE.

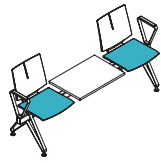
BEAM WILL ALWAYS BE BLACK.

Wire Management Options

Wire Manager Beam (per beam)	Code WHDS	Price \$ 229
------------------------------------	-----------	--------------








Power and Data Options

Please reference the Power & Data Price List



Questions?

1.800.876.2120

Style	Description	Model #	Product Wt	material > grade >						Top		
				Corner Top	Poly Shell	Fabric Grade 2 or COM	Fabric Grade 3	Fabric Grade 4	Fabric Grade 5			Fabric Grade 6
 <p>QUHDBL3A-04 2</p>	Standard Frame Quanta QUHD Beam 4-Leg Base 2 Seat, 1 Top Center Seat - Upholstered With Arms on Ends Only	QUHDBL3A-04 2	92								Beam Table Top LP1S, LPF1S LW1S, LWF1S VW1S, VWF1S	 LP1S  LPF1S
	Corner Table Frame Quanta QUHD Beam 4-Leg Base 2 Seat, 1 Top Center with Corner Table Right Seat - Upholstered With Arms on Ends Only	QUHDBL3A-04 2R	102								Beam Table Top LP1S, LPF1S LW1S, LWF1S VW1S, VWF1S	 LW1S  LWF1S
	Corner Table Ordered Separately	AQUHDBL3 2634RE	18	873 1440 2154							Corner Table Top LP1S, LPF1S LW1S, LWF1S VW1S, VWF1S	 VW1S
	Corner Table Frame Quanta QUHD Beam 4-Leg Base 2 Seat, 1 Top Center with Corner Table Left Seat - Upholstered With Arms on Ends Only	QUHDBL3A-04 2L	102								Beam Table Top LP1S, LPF1S LW1S, LWF1S VW1S, VWF1S	 VWF1S
	Corner Table Ordered Separately	AQUHDBL3 2634RE	18	873 1440 2154							Corner Table Top LP1S, LPF1S LW1S, LWF1S VW1S, VWF1S	


For model numbers that have a corner table option, the corner table must be purchased separately.

COM Yardage

Refer to page 210.

































To Order, Specify...

- 1 Model Number
- 2 Shell Color
- 3 Leg Color
- 4 Upholstery Selection
- 5 Top Material
- 6 Edge Detail and Color



Questions?

1.800.876.2120

Style	Description	Model #	Product Wt	material > grade >							Top		
				Corner Top	Poly Shell	Fabric Grade 2 or COM	Fabric Grade 3	Fabric Grade 4	Fabric Grade 5	Fabric Grade 6			
 QUHDBL3A-07 1	Standard Frame Quanta QUHD Beam 4-Leg Base 2 Seat, 1 Top Left With Arms on Ends Only	QUHDBL3A-07 1	88		1981 2285 2815							Beam Table Top LP1S, LPF1S LW1S, LWF1S VW1S, VWF1S	 LP1S  LPF1S  LW1S  LWF1S  VW1S  VWF1S
	Corner Table Frame Quanta QUHD Beam 4-Leg Base 2 Seat, 1 Top Left with Corner Table Right With Arms on Ends Only	QUHDBL3A-07 1R	96		2126 2429 2960							Beam Table Top LP1S, LPF1S LW1S, LWF1S VW1S, VWF1S	 LPF1S  LW1S  LWF1S  VW1S  VWF1S
	Corner Table Ordered Separately	AQUHDBL3 2634RE	18	873 1440 2154								Corner Table Top LP1S, LPF1S LW1S, LWF1S VW1S, VWF1S	 LPF1S  LW1S  LWF1S  VW1S  VWF1S
	Standard Frame Quanta QUHD Beam 4-Leg Base 2 Seat, 1 Top Left Seat - Upholstered With Arms on Ends Only	QUHDBL3A-04 1	92		2397 2702 3232	2467 2771 3302	2537 2841 3371	2596 2901 3431	2665 2971 3499			Beam Table Top LP1S, LPF1S LW1S, LWF1S VW1S, VWF1S	 LPF1S  LW1S  LWF1S  VW1S  VWF1S
	Corner Table Frame Quanta QUHD Beam 4-Leg Base 2 Seat, 1 Top Left with Corner Table Right Seat - Upholstered With Arms on Ends Only	QUHDBL3A-04 1R	102		2542 2847 3376	2612 2916 3446	2681 2985 3516	2741 3046 3575	2809 3115 3643			Beam Table Top LP1S, LPF1S LW1S, LWF1S VW1S, VWF1S	 LPF1S  LW1S  LWF1S  VW1S  VWF1S
	Corner Table Ordered Separately	AQUHDBL3 2634RE	18	873 1440 2154								Corner Table Top LP1S, LPF1S LW1S, LWF1S VW1S, VWF1S	 LPF1S  LW1S  LWF1S  VW1S  VWF1S

For model numbers that have a corner table option, the corner table must be purchased separately.

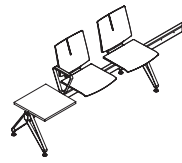
COM Yardage
Refer to page 210.

Finish Options	Price
Chrome	\$ 147
Nickel	\$ 200
Powder Coat - Standard	n/c
Powder Coat - Premium	\$ 147

TRANSPARENT AND PLATINUM POWDER COAT NOT AVAILABLE.
BEAM WILL ALWAYS BE BLACK.


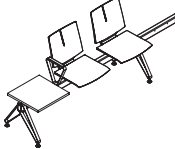


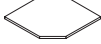


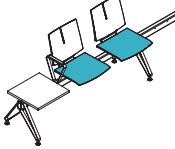


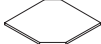

Wire Management Options	Code	Price
Wire Manager Beam (per beam)	WHDS	\$ 229

Power and Data Options
Please reference the Power & Data Price List



Questions?

1.800.876.2120

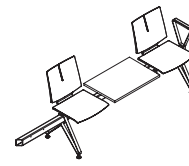
Style	Description	Model #	Product Wt	material > grade >							Top	
				Corner Top	Poly Shell	Fabric Grade 2 or COM	Fabric Grade 3	Fabric Grade 4	Fabric Grade 5	Fabric Grade 6		
 QUHDBL3AE-07 3L	Corner Table Frame Quanta QUHD Beam 4-Leg Base 2 Seat, 1 Top Right with Corner Table Left With Arm on 1 End Outside Seat	 QUHDBL3AE-07 3L	92		2008 2315 2843						Beam Table Top LP1S, LPF1S LW1S, LWF1S VW1S, VWF1S	 LP1S  LPF1S
	Corner Table Ordered Separately	 AQUHDBL3 2634RE	18	873 1440 2154							Corner Table Top LP1S, LPF1S LW1S, LWF1S VW1S, VWF1S	 LPF1S  LW1S
	Corner Table Frame Quanta QUHD Beam 4-Leg Base 2 Seat, 1 Top Right with Corner Table Left Seat - Upholstered With Arm on 1 End Outside Seat	 QUHDBL3AE-04 3L	96		2426 2730 3262	2497 2801 3331	2566 2869 3401	2623 2929 3459	2694 2998 3530		Beam Table Top LP1S, LPF1S LW1S, LWF1S VW1S, VWF1S	 LWF1S  VW1S
	Corner Table Ordered Separately	 AQUHDBL3 2634RE	18	873 1440 2154							Corner Table Top LP1S, LPF1S LW1S, LWF1S VW1S, VWF1S	 VWF1S

For model numbers that have a corner table option, the corner table must be purchased separately.

COM Yardage
Refer to page 210.








To Order, Specify...

- 1 Model Number
- 2 Shell Color
- 3 Leg Color
- 4 Upholstery Selection
- 5 Top Material
- 6 Edge Detail and Color



Questions?

1.800.876.2120

Style	Description	Model #	Product Wt	material > grade >							Top		
				Corner Top	Poly Shell	Fabric Grade 2 or COM	Fabric Grade 3	Fabric Grade 4	Fabric Grade 5	Fabric Grade 6			
 <p>QUHDBL3AE-07 2R</p>	Corner Table Frame Quanta QUHD Beam 4-Leg Base 2 Seat, 1 Top Center with Corner Table Right With Arm on 1 End Outside Seat	QUHDBL3AE-07 2R	97		2008 2315 2843							Beam Table Top LP1S, LPF1S LW1S, LWF1S VW1S, VWF1S	 LP1S  LPF1S
	Corner Table Ordered Separately	AQUHDBL3 2634RE	18	873 1440 2154							Corner Table Top LP1S, LPF1S LW1S, LWF1S VW1S, VWF1S	 LW1S	
	Corner Table Frame Quanta QUHD Beam 4-Leg Base 2 Seat, 1 Top Center with Corner Table Left With Arm on 1 End Outside Seat	QUHDBL3AE-07 2L	97		2008 2315 2843						Beam Table Top LP1S, LPF1S LW1S, LWF1S VW1S, VWF1S	 LWF1S  VW1S	
	Corner Table Ordered Separately	AQUHDBL3 2634RE	18	873 1440 2154							Corner Table Top LP1S, LPF1S LW1S, LWF1S VW1S, VWF1S	 VWF1S	
	Corner Table Frame Quanta QUHD Beam 4-Leg Base 2 Seat, 1 Top Center with Corner Table Right Seat - Upholstered With Arm on 1 End Outside Seat	QUHDBL3AE-04 2R	101			2426 2730 3262	2497 2801 3331	2566 2869 3401	2623 2929 3459	2694 2998 3530	Beam Table Top LP1S, LPF1S LW1S, LWF1S VW1S, VWF1S		
	Corner Table Ordered Separately	AQUHDBL3 2634RE	18	873 1440 2154							Corner Table Top LP1S, LPF1S LW1S, LWF1S VW1S, VWF1S		
	Corner Table Frame Quanta QUHD Beam 4-Leg Base 2 Seat, 1 Top Center with Corner Table Left Seat - Upholstered With Arm on 1 End Outside Seat	QUHDBL3AE-04 2L	101			2426 2730 3262	2497 2801 3331	2566 2869 3401	2623 2929 3459	2694 2998 3530	Beam Table Top LP1S, LPF1S LW1S, LWF1S VW1S, VWF1S		
Corner Table Ordered Separately	AQUHDBL3 2634RE	18	873 1440 2154							Corner Table Top LP1S, LPF1S LW1S, LWF1S VW1S, VWF1S			

For model numbers that have a corner table option, the corner table must be purchased separately.

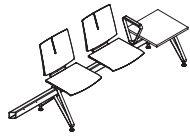
COM Yardage
Refer to page 210.

Finish Options	Price
Chrome	\$ 147
Nickel	\$ 200
Powder Coat - Standard	n/c
Powder Coat - Premium	\$ 147

TRANSPARENT AND PLATINUM POWDER COAT NOT AVAILABLE.
BEAM WILL ALWAYS BE BLACK.


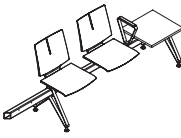











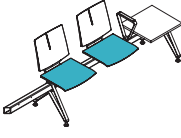





Wire Management Options	Code	Price
Wire Manager Beam (per beam)	WHDS	\$ 229

Power and Data Options
Please reference the Power & Data Price List



Questions?

1.800.876.2120

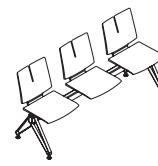
Style	Description	Model #	Product Wt	material > grade >						Top		
				Corner Top	Poly Shell	Fabric Grade 2 or COM	Fabric Grade 3	Fabric Grade 4	Fabric Grade 5			Fabric Grade 6
 QUHDBL3AE-07 1R	Corner Table Frame Quanta QUHD Beam 4-Leg Base 2 Seat, 1 Top Left with Corner Table Right With Arm on 1 End Outside Seat	 QUHDBL3AE-07 1R	92		2008 2315 2843						Beam Table Top LP1S, LPF1S LW1S, LWF1S VW1S, VWF1S	 LP1S  LPF1S  LW1S  LWF1S  VW1S  VWF1S
	Corner Table Ordered Separately	 AQUHDBL3 2634RE	18	873 1440 2154							Corner Table Top LP1S, LPF1S LW1S, LWF1S VW1S, VWF1S	 LP1S  LWF1S  VW1S  VWF1S
	Corner Table Frame Quanta QUHD Beam 4-Leg Base 2 Seat, 1 Top Left with Corner Table Right Seat - Upholstered With Arm on 1 End Outside Seat	 QUHDBL3AE-04 1R	96		2426 2730 3262	2497 2801 3331	2566 2869 3401	2623 2929 3459	2694 2998 3530		Beam Table Top LP1S, LPF1S LW1S, LWF1S VW1S, VWF1S	 LWF1S  VW1S  VWF1S
	Corner Table Ordered Separately	 AQUHDBL3 2634RE	18	873 1440 2154							Corner Table Top LP1S, LPF1S LW1S, LWF1S VW1S, VWF1S	 VWF1S

For model numbers that have a corner table option, the corner table must be purchased separately.

COM Yardage
Refer to page 210.









To Order, Specify...

- 1 Model Number
- 2 Shell Color
- 3 Leg Color
- 4 Upholstery Selection
- 5 Top Material
- 6 Edge Detail and Color



Questions?

1.800.876.2120

Style	Description	Model #	Product Wt	material > grade >							Top	
				Corner Top	Poly Shell	Fabric Grade 2 or COM	Fabric Grade 3	Fabric Grade 4	Fabric Grade 5	Fabric Grade 6		
 QUHDBL3-07	Standard Frame Quanta QUHD Beam 4-Leg Base 3 Seat Without Arms	QUHDBL3-07	80		1656							 LP1S  LPF1S
	Corner Table Frame Quanta QUHD Beam 4-Leg Base 3 Seat with Corner Table Right Without Arms	QUHDBL3-07 R	91		1802							 LW1S  LWF1S
	Corner Table Ordered Separately	AQUHDBL3 2939RE	22	873 1440 2154							Corner Table Top LP1S, LPF1S LW1S, LWF1S VW1S, VWF1S	 VW1S  VWF1S
	Corner Table Frame Quanta QUHD Beam 4-Leg Base 3 Seat with Corner Table Left Without Arms	QUHDBL3-07 L	91		1802							 VWF1S
	Corner Table Ordered Separately	AQUHDBL3 2939RE	22	873 1440 2154							Corner Table Top LP1S, LPF1S LW1S, LWF1S VW1S, VWF1S	

For model numbers that have a corner table option, the corner table must be purchased separately.

Finish Options

Chrome	\$ 147
Nickel	\$ 200
Powder Coat - Standard	n/c
Powder Coat - Premium	\$ 147

TRANSPARENT AND PLATINUM POWDER COAT NOT AVAILABLE.


BEAM WILL ALWAYS BE BLACK.

Wire Management Options

Wire Manager Beam (per beam)	Code WHDS	Price \$ 229
------------------------------------	-----------	--------------









Power and Data Options

Please reference the Power & Data Price List



Questions?

1.800.876.2120

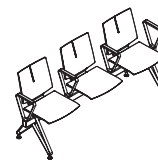
Style	Description	Model #	Product Wt	material >	Corner	Poly	Fabric	Fabric	Fabric	Fabric	Fabric	Top		
				grade >	Top	Shell	Grade 2 or COM	Grade 3	Grade 4	Grade 5	Grade 6			
 QUHDBL3-04	Standard Frame Quanta QUHD Beam 4-Leg Base 3 Seat Seat - Upholstered Without Arms	QUHDBL3-04	87				2283	2387	2491	2577	2681		 LP1S  LPF1S	
	Corner Table Frame Quanta QUHD Beam 4-Leg Base 3 Seat with Corner Table Right Seat - Upholstered Without Arms	QUHDBL3-04 R	98				2426	2533	2637	2723	2828		 LW1S  LWF1S	
	Corner Table Ordered Separately	AQUHDBL3 2939RE	22	873 1440 2154									Corner Table Top LP1S, LPF1S LW1S, LWF1S VW1S, VWF1S	 VW1S  VWF1S
	Corner Table Frame Quanta QUHD Beam 4-Leg Base 3 Seat with Corner Table Left Seat - Upholstered Without Arms	QUHDBL3-04 L	98				2426	2533	2637	2723	2828		 VWF1S	
	Corner Table Ordered Separately	AQUHDBL3 2939RE	22	873 1440 2154									Corner Table Top LP1S, LPF1S LW1S, LWF1S VW1S, VWF1S	

For model numbers that have a corner table option, the corner table must be purchased separately.








COM Yardage
Refer to page 210.

To Order, Specify...

- 1 Model Number
- 2 Shell Color
- 3 Leg Color
- 4 Upholstery Selection
- 5 Top Material
- 6 Edge Detail and Color



Questions?
1.800.876.2120

Style	Description	Model #	Product Wt	material > grade >						Top		
				Corner Top	Poly Shell	Fabric Grade 2 or COM	Fabric Grade 3	Fabric Grade 4	Fabric Grade 5			Fabric Grade 6
 QUHDBL3AA-07	Standard Frame Quanta QUHD Beam 4-Leg Base 3 Seat With Arms on All 3 Seats	QUHDBL3AA-07	96		2352							 LP1S  LPF1S  LW1S  LWF1S  VW1S  VWF1S
	Corner Table Frame Quanta QUHD Beam 4-Leg Base 3 Seat with Corner Table Right With Arms on All 3 Seats	QUHDBL3AA-07 R	106		2497							
	Corner Table Ordered Separately	AQUHDBL3 2634RE	18		873 1440 2154						Corner Table Top LP1S, LPF1S LW1S, LWF1S VW1S, VWF1S	
	Corner Table Frame Quanta QUHD Beam 4-Leg Base 3 Seat with Corner Table Left With Arms on All 3 Seats	QUHDBL3AA-07 L	106		2497							
	Corner Table Ordered Separately	AQUHDBL3 2634RE	18		873 1440 2154						Corner Table Top LP1S, LPF1S LW1S, LWF1S VW1S, VWF1S	

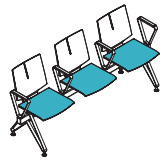
For model numbers that have a corner table option, the corner table must be purchased separately.

Finish Options	Price
Chrome	\$ 147
Nickel	\$ 200
Powder Coat - Standard	n/c
Powder Coat - Premium	\$ 147

TRANSPARENT AND PLATINUM POWDER COAT NOT AVAILABLE.
BEAM WILL ALWAYS BE BLACK.








Wire Management Options	Code	Price
Wire Manager Beam (per beam)	WHDS	\$ 229

Power and Data Options
Please reference the Power & Data Price List



Questions?

1.800.876.2120

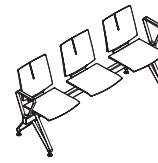
Style	Description	Model #	Product Wt	material > grade >						Top		
				Corner Top	Poly Shell	Fabric Grade 2 or COM	Fabric Grade 3	Fabric Grade 4	Fabric Grade 5			Fabric Grade 6
 QUHDBL3AA-04	Standard Frame Quanta QUHD Beam 4-Leg Base 3 Seat Seat - Upholstered With Arms on All 3 Seats	QUHDBL3AA-04	104			2977	3082	3186	3273	3376		 LP1S  LPF1S
	Corner Table Frame Quanta QUHD Beam 4-Leg Base 3 Seat with Corner Table Right Seat - Upholstered With Arms on All 3 Seats	QUHDBL3AA-04 R	113			3123	3228	3331	3417	3522		 LW1S  LWF1S
	Corner Table Ordered Separately	AQUHDBL3 2634RE	18	873 1440 2154								Corner Table Top LP1S, LPF1S LW1S, LWF1S VW1S, VWF1S  VW1S
	Corner Table Frame Quanta QUHD Beam 4-Leg Base 3 Seat with Corner Table Left Seat - Upholstered With Arms on All 3 Seats	QUHDBL3AA-04 L	113			3123	3228	3331	3417	3522		 VWF1S
	Corner Table Ordered Separately	AQUHDBL3 2634RE	18	873 1440 2154								Corner Table Top LP1S, LPF1S LW1S, LWF1S VW1S, VWF1S

For model numbers that have a corner table option, the corner table must be purchased separately.









COM Yardage
Refer to page 210.

To Order, Specify...

- 1 Model Number
- 2 Shell Color
- 3 Leg Color
- 4 Upholstery Selection
- 5 Top Material
- 6 Edge Detail and Color



Questions?
1.800.876.2120

Style	Description	Model #	Product Wt	material > grade >							Top		
				Corner Top	Poly Shell	Fabric Grade 2 or COM	Fabric Grade 3	Fabric Grade 4	Fabric Grade 5	Fabric Grade 6			
 QUHDBL3A-07	Standard Frame Quanta QUHD Beam 4-Leg Base 3 Seat With Arms on 2 End Seats	QUHDBL3A-07	90		1888								 LP1S  LPF1S
	Corner Table Frame Quanta QUHD Beam 4-Leg Base 3 Seat with Corner Table Right With Arms on 2 End Seats	QUHDBL3A-07 R	99		2032								 LW1S  LWF1S
	Corner Table Ordered Separately	AQUHDBL3 2634RE	18	873 1440 2154								Corner Table Top LP1S, LPF1S LW1S, LWF1S VW1S, VWF1S	 VW1S  VWF1S
	Corner Table Frame Quanta QUHD Beam 4-Leg Base 3 Seat with Corner Table Left With Arms on 2 End Seats	QUHDBL3A-07 L	99		2032								 VWF1S
	Corner Table Ordered Separately	AQUHDBL3 2634RE	18	873 1440 2154								Corner Table Top LP1S, LPF1S LW1S, LWF1S VW1S, VWF1S	

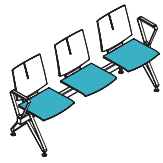
For model numbers that have a corner table option, the corner table must be purchased separately.

Finish Options	Price
Chrome	\$ 147
Nickel	\$ 200
Powder Coat - Standard	n/c
Powder Coat - Premium	\$ 147

TRANSPARENT AND PLATINUM POWDER COAT NOT AVAILABLE.
BEAM WILL ALWAYS BE BLACK.








Wire Management Options	Code	Price
Wire Manager Beam (per beam)	WHDS	\$ 229

Power and Data Options
Please reference the Power & Data Price List



Questions?

1.800.876.2120

Style	Description	Model #	Product Wt	material > grade >						Top		
				Corner Top	Poly Shell	Fabric Grade 2 or COM	Fabric Grade 3	Fabric Grade 4	Fabric Grade 5			Fabric Grade 6
 QUHDBL3A-04	Standard Frame Quanta QUHD Beam 4-Leg Base 3 Seat Seat - Upholstered With Arms on 2 End Seats	QUHDBL3A-04	97			2514	2619	2723	2809	2913		 LP1S  LPF1S
	Corner Table Frame Quanta QUHD Beam 4-Leg Base 3 Seat with Corner Table Right Seat - Upholstered With Arms on 2 End Seats	QUHDBL3A-04 R	106			2660	2763	2867	2954	3057		 LW1S  LWF1S
	Corner Table Ordered Separately	AQUHDBL3 2634RE	18	873 1440 2154								Corner Table Top LP1S, LPF1S LW1S, LWF1S VW1S, VWF1S  VW1S
	Corner Table Frame Quanta QUHD Beam 4-Leg Base 3 Seat with Corner Table Left Seat - Upholstered With Arms on 2 End Seats	QUHDBL3A-04 L	106			2660	2763	2867	2954	3057		 VWF1S
	Corner Table Ordered Separately	AQUHDBL3 2634RE	18	873 1440 2154								Corner Table Top LP1S, LPF1S LW1S, LWF1S VW1S, VWF1S

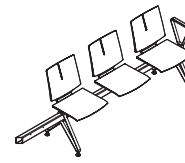
For model numbers that have a corner table option, the corner table must be purchased separately.

COM Yardage



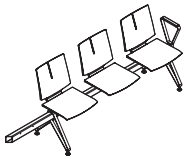
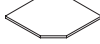







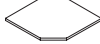


Refer to page 210.

To Order, Specify...

- 1 Model Number
- 2 Shell Color
- 3 Leg Color
- 4 Upholstery Selection
- 5 Top Material
- 6 Edge Detail and Color



Questions?
1.800.876.2120

Style	Description	Model #	Product Wt	material > grade >	Corner Top	Poly Shell	Fabric Grade 2 or COM	Fabric Grade 3	Fabric Grade 4	Fabric Grade 5	Fabric Grade 6	Top	
 Three Seat 	Corner Table Frame Quanta QUHD Beam 4-Leg Base 3 Seat with Corner Table Right With Arm on 1 End Seat 	QUHDBL3AE-07 R	98			1888							
	Corner Table Ordered Separately 	AQUHDBL3 2634RE	18			873 1440 2154						Corner Table Top LP1S, LPF1S LW1S, LWF1S VW1S, VWF1S 	
	Corner Table Frame Quanta QUHD Beam 4-Leg Base 3 Seat with Corner Table Left With Arm on 1 End Seat 	QUHDBL3AE-07 L	98				1888						
	Corner Table Ordered Separately 	AQUHDBL3 2634RE	18			873 1440 2154						Corner Table Top LP1S, LPF1S LW1S, LWF1S VW1S, VWF1S 	
	Corner Table Frame Quanta QUHD Beam 4-Leg Base 3 Seat with Corner Table Right Seat - Upholstered With Arm on 1 End Seat 	QUHDBL3AE-04 R	103					2542	2619	2723	2809	2913	
	Corner Table Ordered Separately 	AQUHDBL3 2634RE	18			873 1440 2154							Corner Table Top LP1S, LPF1S LW1S, LWF1S VW1S, VWF1S 
	Corner Table Frame Quanta QUHD Beam 4-Leg Base 3 Seat with Corner Table Left Seat - Upholstered With Arm on 1 End Seat 	QUHDBL3AE-04 L	103					2542	2619	2723	2809	2913	
Corner Table Ordered Separately 	AQUHDBL3 2634RE	18			873 1440 2154							Corner Table Top LP1S, LPF1S LW1S, LWF1S VW1S, VWF1S 	

For model numbers that have a corner table option, the corner table must be purchased separately.

COM Yardage
Refer to page 210.

Finish Options	Price
Chrome	\$ 147
Nickel	\$ 200
Powder Coat - Standard	n/c
Powder Coat - Premium	\$ 147

TRANSPARENT AND PLATINUM POWDER COAT NOT AVAILABLE.
BEAM WILL ALWAYS BE BLACK.

Wire Management Options	Code	Price
Wire Manager Beam (per beam)	WHDS	\$ 229

Power and Data Options
Please reference the Power & Data Price List



Questions?

1.800.876.2120

Style	Description	Model #	Product Wt	material > grade >							Top	
				Corner Top	Wood Shell	Fabric Grade 2 or COM	Fabric Grade 3	Fabric Grade 4	Fabric Grade 5	Fabric Grade 6		
 QUPYBL2-07.3	Standard Frame Quanta QUPY Beam 4-Leg Base 1 Seat, 1 Top Right Without Arms	 QUPYBL2-07.3	59		1569 1875 2404						Beam Table Top LP1S, LPF1S LW1S, LWF1S VW1S, VWF1S	 LP1S LPF1S LW1S LWF1S VW1S VWF1S
	Corner Table Frame Quanta QUPY Beam 4-Leg Base 1 Seat, 1 Top Right with Corner Table Left Without Arms	 QUPYBL2-07.3L	66		1716 2021 2551						Beam Table Top LP1S, LPF1S LW1S, LWF1S VW1S, VWF1S	 LPF1S LW1S LWF1S VWF1S
	Corner Table Ordered Separately	 AQUHDBL3 2939RE	22	873 1440 2154							Corner Table Top LP1S, LPF1S LW1S, LWF1S VW1S, VWF1S	 LWF1S VWF1S
	Standard Frame Quanta QUPY Beam 4-Leg Base 1 Seat, 1 Top Right Seat Upholstered Without Arms	 QUPYBL2-04.3	58			1779 2083 2613	1813 2118 2648	1847 2154 2682	1878 2182 2714	1912 2217 2747	Beam Table Top LP1S, LPF1S LW1S, LWF1S VW1S, VWF1S	 VW1S VWF1S
	Corner Table Frame Quanta QUPY Beam 4-Leg Base 1 Seat, 1 Top Right with Corner Table Left Seat Upholstered Without Arms	 QUPYBL2-04.3L	69			1925 2230 2759	1959 2264 2794	1995 2298 2830	2024 2327 2857	2057 2361 2891	Beam Table Top LP1S, LPF1S LW1S, LWF1S VW1S, VWF1S	
	Corner Table Ordered Separately	 AQUHDBL3 2939RE	22	873 1440 2154							Corner Table Top LP1S, LPF1S LW1S, LWF1S VW1S, VWF1S	

For model numbers that have a corner table option, the corner table must be purchased separately.

COM Yardage
Refer to page 210.

To Order, Specify...

- 1 Model Number
- 2 Shell Color
- 3 Leg Color
- 4 Upholstery Selection
- 5 Top Material
- 6 Edge Detail and Color



Questions?
1.800.876.2120

Style	Description	Model #	Product Wt	material > grade >							Top		
				Corner Top	Wood Shell	Fabric Grade 2 or COM	Fabric Grade 3	Fabric Grade 4	Fabric Grade 5	Fabric Grade 6			
<p>QUPYBL2-07 1</p>	Standard Frame Quanta QUPY Beam 4-Leg Base 1 Seat, 1 Top Left Without Arms	QUPYBL2-07 1	55		1569 1875 2404							Beam Table Top LP1S, LPF1S LW1S, LWF1S VW1S, VWF1S	<p>LP1S</p>
	Corner Table Frame Quanta QUPY Beam 4-Leg Base 1 Seat, 1 Top Left with Corner Table Right Without Arms	QUPYBL2-07 1R	66		1716 2021 2551							Beam Table Top LP1S, LPF1S LW1S, LWF1S VW1S, VWF1S	<p>LPF1S</p>
	Corner Table Ordered Separately	AQUHDBL3 2939RE	22	873 1440 2154								Corner Table Top LP1S, LPF1S LW1S, LWF1S VW1S, VWF1S	<p>LW1S</p>
	Standard Frame Quanta QUPY Beam 4-Leg Base 1 Seat, 1 Top Left Seat Upholstered Without Arms	QUPYBL2-04 1	58			1779 2083 2613	1813 2118 2648	1847 2154 2682	1878 2182 2714	1912 2217 2747		Beam Table Top LP1S, LPF1S LW1S, LWF1S VW1S, VWF1S	<p>VW1S</p>
	Corner Table Frame Quanta QUPY Beam 4-Leg Base 1 Seat, 1 Top Left with Corner Table Right Seat Upholstered Without Arms	QUPYBL2-04 1R	69			1925 2230 2759	1959 2264 2794	1995 2298 2830	2024 2327 2857	2057 2361 2891		Beam Table Top LP1S, LPF1S LW1S, LWF1S VW1S, VWF1S	<p>VWF1S</p>
	Corner Table Ordered Separately	AQUHDBL3 2939RE	22	873 1440 2154								Corner Table Top LP1S, LPF1S LW1S, LWF1S VW1S, VWF1S	

For model numbers that have a corner table option, the corner table must be purchased separately.

COM Yardage
Refer to page 210.

Finish Options	Price
Chrome	\$ 147
Nickel	\$ 200
Powder Coat - Standard	n/c
Powder Coat - Premium	\$ 147

TRANSPARENT AND PLATINUM POWDER COAT NOT AVAILABLE.
BEAM WILL ALWAYS BE BLACK.

Wire Management Options	Code	Price
Wire Manager Beam (per beam)	WHDS	\$ 229

Power and Data Options
Please reference the Power & Data Price List



Questions?

1.800.876.2120

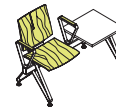
Style	Description	Model #	Product Wt	material > grade >							Top		
				Corner Top	Wood Shell	Fabric Grade 2 or COM	Fabric Grade 3	Fabric Grade 4	Fabric Grade 5	Fabric Grade 6			
 QUPYBL2AA-07 3	Standard Frame Quanta QUPY Beam 4-Leg Base 1 Seat, 1 Top Right With Arms	QUPYBL2AA-07 3	65		1803 2106 2638							Beam Table Top LP1S, LPF1S LW1S, LWF1S VW1S, VWF1S	 LP1S LPF1S LW1S LWF1S VW1S VWF1S
	Corner Table Frame Quanta QUPY Beam 4-Leg Base 1 Seat, 1 Top Right with Corner Table Left With Arms	QUPYBL2AA-07 3L	73		1949 2252 2782							Beam Table Top LP1S, LPF1S LW1S, LWF1S VW1S, VWF1S	 LPF1S LW1S LWF1S VW1S VWF1S
	Corner Table Ordered Separately	AQUHDBL3 2634RE	18	873 1440 2154								Corner Table Top LP1S, LPF1S LW1S, LWF1S VW1S, VWF1S	 LWF1S VW1S VWF1S
	Standard Frame Quanta QUPY Beam 4-Leg Base 1 Seat, 1 Top Right Seat Upholstered With Arms	QUPYBL2AA-04 3	67		2010 2316 2847	2048 2350 2881	2081 2385 2916	2110 2415 2945	2144 2449 2979			Beam Table Top LP1S, LPF1S LW1S, LWF1S VW1S, VWF1S	 VW1S VWF1S
	Corner Table Frame Quanta QUPY Beam 4-Leg Base 1 Seat, 1 Top Right with Corner Table Left Seat Upholstered With Arms	QUPYBL2AA-04 3L	76		2157 2461 2992	2191 2494 3026	2226 2532 3061	2254 2561 3089	2289 2594 3124			Beam Table Top LP1S, LPF1S LW1S, LWF1S VW1S, VWF1S	 LPF1S LW1S LWF1S VW1S VWF1S
	Corner Table Ordered Separately	AQUHDBL3 2634RE	18	873 1440 2154								Corner Table Top LP1S, LPF1S LW1S, LWF1S VW1S, VWF1S	 LPF1S LW1S LWF1S VW1S VWF1S

For model numbers that have a corner table option, the corner table must be purchased separately.

COM Yardage
Refer to page 210.

To Order, Specify...

- 1 Model Number
- 2 Shell Color
- 3 Leg Color
- 4 Upholstery Selection
- 5 Top Material
- 6 Edge Detail and Color



Questions?
1.800.876.2120

Style	Description	Model #	Product Wt	material > grade >							Top		
				Corner Top	Wood Shell	Fabric Grade 2 or COM	Fabric Grade 3	Fabric Grade 4	Fabric Grade 5	Fabric Grade 6			
 QUPYBL2AA-07 1	Standard Frame 4-Leg Base 1 Seat, 1 Top Left With Arms on Seat	 QUPYBL2AA-07 1	65		1803 2106 2638							Beam Table Top LP1S, LPF1S LW1S, LWF1S VW1S, VWF1S	 LP1S LPF1S LW1S LWF1S VW1S VWF1S
	Corner Table Frame 4-Leg Base 1 Seat, 1 Top Left with Corner Table Right With Arms on Seat	 QUPYBL2AA-07 1R	73		1949 2252 2782							Beam Table Top LP1S, LPF1S LW1S, LWF1S VW1S, VWF1S	 LP1S LPF1S LW1S LWF1S VW1S VWF1S
	Corner Table Ordered Separately	 AQUHDBL3 2634RE	18	873 1440 2154								Corner Table Top LP1S, LPF1S LW1S, LWF1S VW1S, VWF1S	 LP1S LPF1S LW1S LWF1S VW1S VWF1S
	Standard Frame 4-Leg Base 1 Seat, 1 Top Left Seat Upholstered With Arms on Seat	 QUPYBL2AA-04 1	67			2010 2316 2847	2048 2350 2881	2081 2385 2916	2110 2415 2945	2144 2449 2979		Beam Table Top LP1S, LPF1S LW1S, LWF1S VW1S, VWF1S	 LP1S LPF1S LW1S LWF1S VW1S VWF1S
	Corner Table Frame 4-Leg Base 1 Seat, 1 Top Left with Corner Table Right Seat Upholstered With Arms on Seat	 QUPYBL2AA-04 1R	76			2157 2461 2992	2191 2494 3026	2226 2532 3061	2254 2561 3089	2289 2594 3124		Beam Table Top LP1S, LPF1S LW1S, LWF1S VW1S, VWF1S	 LP1S LPF1S LW1S LWF1S VW1S VWF1S
	Corner Table Ordered Separately	 AQUHDBL3 2634RE	18	873 1440 2154								Corner Table Top LP1S, LPF1S LW1S, LWF1S VW1S, VWF1S	 LP1S LPF1S LW1S LWF1S VW1S VWF1S

For model numbers that have a corner table option, the corner table must be purchased separately.

COM Yardage
Refer to page 210.

Finish Options	Price
Chrome	\$ 147
Nickel	\$ 200
Powder Coat - Standard	n/c
Powder Coat - Premium	\$ 147

TRANSPARENT AND PLATINUM POWDER COAT NOT AVAILABLE.
BEAM WILL ALWAYS BE BLACK.


























Wire Management Options	Code	Price
Wire Manager Beam (per beam)	WHDS	\$ 229

Power and Data Options
Please reference the Power & Data Price List



Questions?

1.800.876.2120

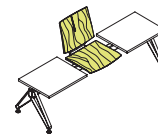
Style	Description	Model #	Product Wt	material > grade >						Top		
				Corner Top	Wood Shell	Fabric Grade 2 or COM	Fabric Grade 3	Fabric Grade 4	Fabric Grade 5			Fabric Grade 6
 QUPYBL2A-07 3	Standard Frame Quanta QUPY Beam 4-Leg Base 1 Seat, 1 Top Right With Arm on End Only	QUPYBL2A-07 3	61		1686 1991 2521						Beam Table Top LP1S, LPF1S LW1S, LWF1S VW1S, VWF1S	 LP1S  LPF1S  LW1S  LWF1S  VW1S  VWF1S
	Standard Frame Quanta QUPY Beam 4-Leg Base 1 Seat, 1 Top Right Seat Upholstered With Arm on End Only	QUPYBL2A-04 3	63		1895 2200 2729	1930 2235 2766	1964 2269 2800	1995 2298 2830	2029 2331 2864	Beam Table Top LP1S, LPF1S LW1S, LWF1S VW1S, VWF1S	 LP1S  LPF1S  LW1S  LWF1S  VW1S  VWF1S	
	Standard Frame Quanta QUPY Beam 4-Leg Base 1 Seat, 1 Top Left With Arm on End Only	QUPYBL2A-07 1	61		1686 1991 2521					Beam Table Top LP1S, LPF1S LW1S, LWF1S VW1S, VWF1S	 LP1S  LPF1S  LW1S  LWF1S  VW1S  VWF1S	
	Standard Frame Quanta QUPY Beam 4-Leg Base 1 Seat, 1 Top Left Seat Upholstered With Arm on End Only	QUPYBL2A-04 1	63		1895 2200 2729	1930 2235 2766	1964 2269 2800	1995 2298 2830	2029 2331 2864	Beam Table Top LP1S, LPF1S LW1S, LWF1S VW1S, VWF1S	 LP1S  LPF1S  LW1S  LWF1S  VW1S  VWF1S	

For model numbers that have a corner table option, the corner table must be purchased separately.

COM Yardage
Refer to page 210.


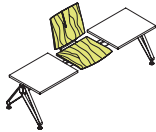






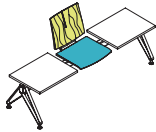
To Order, Specify...

- 1 Model Number
- 2 Shell Color
- 3 Leg Color
- 4 Upholstery Selection
- 5 Top Material
- 6 Edge Detail and Color



Questions?

1.800.876.2120

Style	Description	Model #	Product Wt	material > grade >	Corner Top	Wood Shell	Fabric Grade 2 or COM	Fabric Grade 3	Fabric Grade 4	Fabric Grade 5	Fabric Grade 6	Top	
 QUPYBL3-07 C	Standard Frame Quanta QUPY Beam 4-Leg Base 2 Tops, 1 Seat Center Without Arms	 QUPYBL3-07 C	77			2052 2662 3957						Beam Table Top LP1S, LPF1S LW1S, LWF1S VW1S, VWF1S	 LP1S  LPF1S  LW1S  LWF1S  VW1S  VWF1S
	Standard Frame Quanta QUPY Beam 4-Leg Base 2 Tops, 1 Seat Center Seat - Upholstered Without Arms	 QUPYBL3-04 C	79				2260 2868 4168	2295 2904 4202	2329 2939 4236	2358 2970 4268	2394 3003 4301		Beam Table Top LP1S, LPF1S LW1S, LWF1S VW1S, VWF1S

For model numbers that have a corner table option, the corner table must be purchased separately.


COM Yardage
Refer to page 210.

Finish Options	Price
Chrome	\$ 147
Nickel	\$ 200
Powder Coat - Standard	n/c
Powder Coat - Premium	\$ 147

TRANSPARENT AND PLATINUM POWDER COAT NOT AVAILABLE.
BEAM WILL ALWAYS BE BLACK.

Wire Management Options	Code	Price
Wire Manager Beam (per beam)	WHDS	\$ 229

Power and Data Options
Please reference the Power & Data Price List



Questions?

1.800.876.2120

		material > grade >		Corner Top	Wood Shell	Fabric Grade 2 or COM	Fabric Grade 3	Fabric Grade 4	Fabric Grade 5	Fabric Grade 6	Top	
Style	Description	Model #	Product Wt									
 QUPYBL3AA-07 C	Standard Frame Quanta QUPY Beam 4-Leg Base 2 Tops, 1 Seat Center With Arms	QUPYBL3AA-07 C	80		2284 2891 4193						Beam Table Top LP1S, LPF1S LW1S, LWF1S VW1S, VWF1S	 LP1S LPF1S LW1S LWF1S VW1S VWF1S
	Standard Frame Quanta QUPY Beam 4-Leg Base 2 Tops, 1 Seat Center Seat - Upholstered With Arms	QUPYBL3AA-04 C	83		2492 3101 4402	2527 3135 4435	2563 3171 4468	2591 3200 4498	2626 3233 4532	Beam Table Top LP1S, LPF1S LW1S, LWF1S VW1S, VWF1S	 LP1S LPF1S LW1S LWF1S VW1S VWF1S	


For model numbers that have a corner table option, the corner table must be purchased separately.







COM Yardage

Refer to page 210.

To Order, Specify...

- 1 Model Number
- 2 Shell Color
- 3 Leg Color
- 4 Upholstery Selection
- 5 Top Material
- 6 Edge Detail and Color



Style	Description	Model #	Product Wt	material > grade >							Top	
				Corner Top	Wood Shell	Fabric Grade 2 or COM	Fabric Grade 3	Fabric Grade 4	Fabric Grade 5	Fabric Grade 6		
 <p>QUPYBL2-07</p>	Standard Frame Quanta QUPY Beam 4-Leg Base 2 Seat Without Arms	QUPYBL2-07	58		1753							 LP1S
	Corner Table Frame Quanta QUPY Beam 4-Leg Base 2 Seat with Corner Table Right Without Arms	QUPYBL2-07 R	68		1897							 LPF1S
	Corner Table Ordered Separately	AQUHDBL3 2939RE	22	873 1440 2154							Corner Table Top LP1S, LPF1S LW1S, LWF1S VW1S, VWF1S	 LWF1S
	Corner Table Frame Quanta QUPY Beam 4-Leg Base 2 Seat with Corner Table Left Without Arms	QUPYBL2-07 L	68		1897							 VW1S
	Corner Table Ordered Separately	AQUHDBL3 2939RE	22	873 1440 2154							Corner Table Top LP1S, LPF1S LW1S, LWF1S VW1S, VWF1S	 VWF1S

For model numbers that have a corner table option, the corner table must be purchased separately.

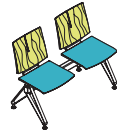
Finish Options	Price
Chrome	\$ 147
Nickel	\$ 200
Powder Coat - Standard	n/c
Powder Coat - Premium	\$ 147

Wire Management Options	Code	Price
Wire Manager Beam (per beam)	WHDS	\$ 229

Power and Data Options
Please reference the Power & Data Price List

TRANSPARENT AND PLATINUM POWDER COAT NOT AVAILABLE.
BEAM WILL ALWAYS BE BLACK.

Ply Beam
Armless



VERSTEEL

Questions?

1.800.876.2120

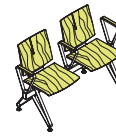
Style	Description	Model #	Product Wt	material > grade >						Top				
				Corner Top	Wood Shell	Fabric Grade 2 or COM	Fabric Grade 3	Fabric Grade 4	Fabric Grade 5			Fabric Grade 6		
<p><i>QUPYBL2-04</i></p>	Standard Frame Quanta QUPY Beam 4-Leg Base 2 Seat Seat - Upholstered Without Arms	QUPYBL2-04	62			2169	2240	2309	2368	2437			<p>LP1S</p>	
	Corner Table Frame Quanta QUPY Beam 4-Leg Base 2 Seat with Corner Table Right Seat - Upholstered Without Arms	QUPYBL2-04 R	73			2315	2383	2454	2512	2583			<p>LPF1S</p>	
	Corner Table Ordered Separately	AQUHDBL3 2939RE	22	873 1440 2154									Corner Table Top LP1S, LPF1S LW1S, LWF1S VW1S, VWF1S	<p>LWF1S</p>
	Corner Table Frame Quanta QUPY Beam 4-Leg Base 2 Seat with Corner Table Left Seat - Upholstered Without Arms	QUPYBL2-04 L	73			2315	2383	2454	2512	2583			<p>VW1S</p>	
	Corner Table Ordered Separately	AQUHDBL3 2939RE	22	873 1440 2154									Corner Table Top LP1S, LPF1S LW1S, LWF1S VW1S, VWF1S	<p>VWF1S</p>

For model numbers that have a corner table option, the corner table must be purchased separately.










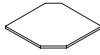
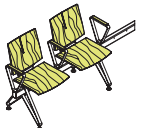
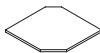
COM Yardage
Refer to page 210.

To Order, Specify...

- 1 Model Number
- 2 Shell Color
- 3 Leg Color
- 4 Upholstery Selection
- 5 Top Material
- 6 Edge Detail and Color



Questions?
 1.800.876.2120

Style	Description	Model #	Product Wt	material > grade >							Top	
				Corner Top	Wood Shell	Fabric Grade 2 or COM	Fabric Grade 3	Fabric Grade 4	Fabric Grade 5	Fabric Grade 6		
 QUPYBL2AA-07	Standard Frame Quanta QUPY Beam 4-Leg Base 2 Seat With Arms on Both Seats 	QUPYBL2AA-07	71		2215							 LP1S  LPF1S  LW1S  LWF1S  VW1S  VWF1S
	Corner Table Frame Quanta QUPY Beam 4-Leg Base 2 Seat with Corner Table Right With Arms on Both Seats 	QUPYBL2AA-07 R	80		2359							Corner Table Top LP1S, LPF1S LW1S, LWF1S VW1S, VWF1S
	Corner Table Ordered Separately 	AQUHDBL3 2634RE	18	873 1440 2154								
	Corner Table Frame Quanta QUPY Beam 4-Leg Base 2 Seat with Corner Table Left With Arms on Both Seats 	QUPYBL2AA-07 L	80		2359							
	Corner Table Ordered Separately 	AQUHDBL3 2634RE	18	873 1440 2154								

For model numbers that have a corner table option, the corner table must be purchased separately.

Finish Options	Price
Chrome	\$ 147
Nickel	\$ 200
Powder Coat - Standard	n/c
Powder Coat - Premium	\$ 147

TRANSPARENT AND PLATINUM POWDER COAT NOT AVAILABLE.
 BEAM WILL ALWAYS BE BLACK.

Wire Management Options	Code	Price
Wire Manager Beam (per beam)	WHDS	\$ 229

Power and Data Options
 Please reference the Power & Data Price List

Ply Beam
Arms on Both Seats



Questions?

1.800.876.2120


Style	Description	Model #	Product Wt	material > grade >						Top			
				Corner Top	Wood Shell	Fabric Grade 2 or COM	Fabric Grade 3	Fabric Grade 4	Fabric Grade 5			Fabric Grade 6	
<p><i>QUPYBL2AA-04</i></p>	Standard Frame Quanta QUPY Beam 4-Leg Base 2 Seat Seat - Upholstered With Arms on Both Seats	QUPYBL2AA-04	75			2518	2588	2659	2715	2783		 LP1S	
	Corner Table Frame Quanta QUPY Beam 4-Leg Base 2 Seat with Corner Table Right Seat - Upholstered With Arms on Both Seats	QUPYBL2AA-04 R	84			2663	2731	2802	2858	2929		 LPF1S	
	Corner Table Ordered Separately	AQUHDBL3 2634RE	18	873 1440 2154								Corner Table Top LP1S, LPF1S LW1S, LWF1S VW1S, VWF1S	 LWF1S
	Corner Table Frame Quanta QUPY Beam 4-Leg Base 2 Seat with Corner Table Left Seat - Upholstered With Arms on Both Seats	QUPYBL2AA-04 L	84			2663	2731	2802	2858	2929		 VW1S	
	Corner Table Ordered Separately	AQUHDBL3 2634RE	18	873 1440 2154								Corner Table Top LP1S, LPF1S LW1S, LWF1S VW1S, VWF1S	 VWF1S

For model numbers that have a corner table option, the corner table must be purchased separately.

COM Yardage
Refer to page 210.






To Order, Specify...

- 1 Model Number
- 2 Shell Color
- 3 Leg Color
- 4 Upholstery Selection
- 5 Top Material
- 6 Edge Detail and Color



Questions?

1.800.876.2120

Style	Description	Model #	Product Wt	material >	Corner	Wood	Fabric	Fabric	Fabric	Fabric	Fabric	Top	
				grade >	Top	Shell	Grade 2 or COM	Grade 3	Grade 4	Grade 5	Grade 6		
 QUPYBL2A-07	Standard Frame Quanta QUPY Beam 4-Leg Base 2 Seat With Arms on Ends Only	QUPYBL2A-07	67			1987							 LP1S
	Corner Table Frame Quanta QUPY Beam 4-Leg Base 2 Seat with Corner Table Right With Arms on Ends Only	QUPYBL2A-07 R	76			2134							 LPF1S
	Corner Table Ordered Separately	AQUHDBL3 2634RE	18		873 1440 2154								Corner Table Top LP1S, LPF1S LW1S, LWF1S VW1S, VWF1S
	Corner Table Frame Quanta QUPY Beam 4-Leg Base 2 Seat with Corner Table Left With Arms on Ends Only	QUPYBL2A-07 L	76			2134							 LW1S
	Corner Table Ordered Separately	AQUHDBL3 2634RE	18		873 1440 2154								 LWF1S
	Corner Table Ordered Separately	AQUHDBL3 2634RE	18		873 1440 2154								Corner Table Top LP1S, LPF1S LW1S, LWF1S VW1S, VWF1S

For model numbers that have a corner table option, the corner table must be purchased separately.

Finish Options

Chrome	\$ 147
Nickel	\$ 200
Powder Coat - Standard	n/c
Powder Coat - Premium	\$ 147

TRANSPARENT AND PLATINUM POWDER COAT NOT AVAILABLE.

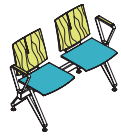
BEAM WILL ALWAYS BE BLACK.

Wire Management Options

Wire Manager Beam (per beam)	Code WHDS	Price \$ 229
------------------------------------	-----------	--------------








Power and Data Options

Please reference the Power & Data Price List



Questions?

1.800.876.2120

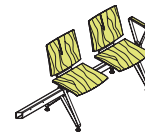
Style	Description	Model #	Product Wt	material >	Corner	Wood	Fabric	Fabric	Fabric	Fabric	Fabric	Top		
				grade >	Top	Shell	Grade 2 or COM	Grade 3	Grade 4	Grade 5	Grade 6			
 QUPYBL2A-04	Standard Frame Quanta QUPY Beam 4-Leg Base 2 Seat Seat - Upholstered With Arms on Ends Only	QUPYBL2A-04	72				2285	2354	2424	2484	2553		 LP1S	
	Corner Table Frame Quanta QUPY Beam 4-Leg Base 2 Seat with Corner Table Right Seat - Upholstered With Arms on Ends Only	QUPYBL2A-04 R	81				2429	2499	2568	2627	2697		 LPF1S	
	Corner Table Ordered Separately	AQUHDBL3 2634RE	18	873 1440 2154									Corner Table Top LP1S, LPF1S LW1S, LWF1S VW1S, VWF1S	 LW1S  LWF1S
	Corner Table Frame Quanta QUPY Beam 4-Leg Base 2 Seat with Corner Table Left Seat - Upholstered With Arms on Ends Only	QUPYBL2A-04 L	81				2429	2499	2568	2627	2697		 VW1S  VWF1S	
	Corner Table Ordered Separately	AQUHDBL3 2634RE	18	873 1440 2154									Corner Table Top LP1S, LPF1S LW1S, LWF1S VW1S, VWF1S	

For model numbers that have a corner table option, the corner table must be purchased separately.








COM Yardage
Refer to page 210.

To Order, Specify...

- 1 Model Number
- 2 Shell Color
- 3 Leg Color
- 4 Upholstery Selection
- 5 Top Material
- 6 Edge Detail and Color



Questions?
 1.800.876.2120

Style	Description	Model #	Product Wt	material > grade >						Top		
				Corner Top	Wood Shell	Fabric Grade 2 or COM	Fabric Grade 3	Fabric Grade 4	Fabric Grade 5			Fabric Grade 6
 QUPYBL2AE-07 R	Corner Table Frame Quanta QUPY Beam 4-Leg Base 2 Seat with Corner Table Right With Arm on One End Only	QUPYBL2AE-07 R	74		2128							 LP1S  LPF1S  LW1S  LWF1S  VW1S  VWF1S
	Corner Table Ordered Separately	AQUHDBL3 2634RE	18		873 1440 2154						Corner Table Top LP1S, LPF1S LW1S, LWF1S VW1S, VWF1S	
	Corner Table Frame Quanta QUPY Beam 4-Leg Base 2 Seat with Corner Table Left With Arm on One End Only	QUPYBL2AE-07 L	74		2128							
	Corner Table Ordered Separately	AQUHDBL3 2634RE	18		873 1440 2154						Corner Table Top LP1S, LPF1S LW1S, LWF1S VW1S, VWF1S	
	Corner Table Frame Quanta QUPY Beam 4-Leg Base 2 Seat with Corner Table Right Seat - Upholstered With Arm on One End Only	QUPYBL2AE-04 R	78			2082	2153	2221	2279	2349		
	Corner Table Ordered Separately	AQUHDBL3 2634RE	18		873 1440 2154						Corner Table Top LP1S, LPF1S LW1S, LWF1S VW1S, VWF1S	
	Corner Table Frame Quanta QUPY Beam 4-Leg Base 2 Seat with Corner Table Left Seat - Upholstered With Arm on One End Only	QUPYBL2AE-04 L	78			2082	2153	2221	2279	2349		
Corner Table Ordered Separately	AQUHDBL3 2634RE	18		873 1440 2154						Corner Table Top LP1S, LPF1S LW1S, LWF1S VW1S, VWF1S		

For model numbers that have a corner table option, the corner table must be purchased separately.

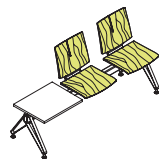
COM Yardage
 Refer to page 210.

Finish Options	Price
Chrome	\$ 147
Nickel	\$ 200
Powder Coat - Standard	n/c
Powder Coat - Premium	\$ 147

TRANSPARENT AND PLATINUM POWDER COAT NOT AVAILABLE.
 BEAM WILL ALWAYS BE BLACK.






































Wire Management Options	Code	Price
Wire Manager Beam (per beam)	WHDS	\$ 229

Power and Data Options
 Please reference the Power & Data Price List



Questions?

1.800.876.2120

Style	Description	Model #	Product Wt	material > grade >						Top		
				Corner Top	Wood Shell	Fabric Grade 2 or COM	Fabric Grade 3	Fabric Grade 4	Fabric Grade 5			Fabric Grade 6
 QUPYBL3-07 3	Standard Frame Quanta QUPY Beam 4-Leg Base 2 Seat, 1 Top Right Without Arms	QUPYBL3-07 3	80		2169 2473 3004						Beam Table Top LP1S, LPF1S LW1S, LWF1S VW1S, VWF1S	 LP1S  LPF1S  LW1S  LWF1S  VW1S  VWF1S
	Corner Table Frame Quanta QUPY Beam 4-Leg Base 2 Seat, 1 Top Right with Corner Table Left Without Arms	QUPYBL3-07 3L	91		2315 2620 3149						Beam Table Top LP1S, LPF1S LW1S, LWF1S VW1S, VWF1S	 LP1S  LPF1S  LW1S  LWF1S  VW1S  VWF1S
	Corner Table Ordered Separately	AQUHDBL3 2939RE	22	873 1440 2154							Corner Table Top LP1S, LPF1S LW1S, LWF1S VW1S, VWF1S	 LP1S  LPF1S  LW1S  LWF1S  VW1S  VWF1S
	Standard Frame Quanta QUPY Beam 4-Leg Base 2 Seat, 1 Top Right Seat - Upholstered Without Arms	QUPYBL3-04 3	83		2588 2890 3422	2663 2967 3497	2727 3029 3562	2783 3089 3618	2854 3157 3688		Beam Table Top LP1S, LPF1S LW1S, LWF1S VW1S, VWF1S	 LP1S  LPF1S  LW1S  LWF1S  VW1S  VWF1S
	Corner Table Frame Quanta QUPY Beam 4-Leg Base 2 Seat, 1 Top Right with Corner Table Left Seat - Upholstered Without Arms	QUPYBL3-04 3L	94		2731 3037 3566	2802 3106 3638	2874 3177 3708	2929 3233 3763	2998 3302 3833		Beam Table Top LP1S, LPF1S LW1S, LWF1S VW1S, VWF1S	 LP1S  LPF1S  LW1S  LWF1S  VW1S  VWF1S
	Corner Table Ordered Separately	AQUHDBL3 2939RE	22	873 1440 2154							Corner Table Top LP1S, LPF1S LW1S, LWF1S VW1S, VWF1S	 LP1S  LPF1S  LW1S  LWF1S  VW1S  VWF1S

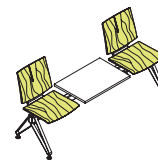
For model numbers that have a corner table option, the corner table must be purchased separately.

COM Yardage

Refer to page 210.
































To Order, Specify...

- 1 Model Number
- 2 Shell Color
- 3 Leg Color
- 4 Upholstery Selection
- 5 Top Material
- 6 Edge Detail and Color



Questions?

1.800.876.2120

Style	Description	Model #	Product Wt	material > grade >							Top	
				Corner Top	Wood Shell	Fabric Grade 2 or COM	Fabric Grade 3	Fabric Grade 4	Fabric Grade 5	Fabric Grade 6		
 <p><i>QUPYBL3-07 2</i></p>	Standard Frame Quanta QUPY Beam 4-Leg Base 2 Seat, 1 Top Center Without Arms	QUPYBL3-07 2	80		2169 2473 3004						Beam Table Top LP1S, LPF1S LW1S, LWF1S VW1S, VWF1S	 LP1S  LPF1S  LW1S  LWF1S  VW1S  VWF1S
	Corner Table Frame Quanta QUPY Beam 4-Leg Base 2 Seat, 1 Top Center with Corner Table Right Without Arms	QUPYBL3-07 2R	91		2315 2620 3149						Beam Table Top LP1S, LPF1S LW1S, LWF1S VW1S, VWF1S	 LP1S  LPF1S  LW1S  LWF1S  VW1S  VWF1S
	Corner Table Ordered Separately	AQUHDBL3 2939RE	22	873 1440 2154							Corner Table Top LP1S, LPF1S LW1S, LWF1S VW1S, VWF1S	 LP1S  LPF1S  LW1S  LWF1S  VW1S  VWF1S
	Corner Table Frame Quanta QUPY Beam 4-Leg Base 2 Seat, 1 Top Center with Corner Table Left Without Arms	QUPYBL3-07 2L	91		2315 2620 3149						Beam Table Top LP1S, LPF1S LW1S, LWF1S VW1S, VWF1S	 LP1S  LPF1S  LW1S  LWF1S  VW1S  VWF1S
	Corner Table Ordered Separately	AQUHDBL3 2939RE	22	873 1440 2154							Corner Table Top LP1S, LPF1S LW1S, LWF1S VW1S, VWF1S	 LP1S  LPF1S  LW1S  LWF1S  VW1S  VWF1S

For model numbers that have a corner table option, the corner table must be purchased separately.

Finish Options

Chrome	\$ 147
Nickel	\$ 200
Powder Coat - Standard	n/c
Powder Coat - Premium	\$ 147

TRANSPARENT AND PLATINUM POWDER COAT NOT AVAILABLE.

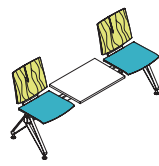
BEAM WILL ALWAYS BE BLACK.

Wire Management Options

Wire Manager Beam (per beam)	Code WHDS	Price \$ 229
------------------------------------	-----------	--------------








Power and Data Options

Please reference the Power & Data Price List



Questions?

1.800.876.2120

Style	Description	Model #	Product Wt	material > grade >						Top		
				Corner Top	Wood Shell	Fabric Grade 2 or COM	Fabric Grade 3	Fabric Grade 4	Fabric Grade 5			Fabric Grade 6
 <p><i>QUPYBL3-04 2</i></p>	Standard Frame Quanta QUPY Beam 4-Leg Base 2 Seat, 1 Top Center Seat - Upholstered Without Arms	QUPYBL3-04 2	83								Beam Table Top LP1S, LPF1S LW1S, LWF1S VW1S, VWF1S	 LP1S  LPF1S
	Corner Table Frame Quanta QUPY Beam 4-Leg Base 2 Seat, 1 Top Center with Corner Table Right Seat - Upholstered Without Arms	QUPYBL3-04 2R	94								Beam Table Top LP1S, LPF1S LW1S, LWF1S VW1S, VWF1S	 LW1S  LWF1S
	Corner Table Ordered Separately	AQUHDBL3 2939RE	22	873 1440 2154							Corner Table Top LP1S, LPF1S LW1S, LWF1S VW1S, VWF1S	 VW1S
	Corner Table Frame Quanta QUPY Beam 4-Leg Base 2 Seat, 1 Top Center with Corner Table Left Seat - Upholstered Without Arms	QUPYBL3-04 2L	94								Beam Table Top LP1S, LPF1S LW1S, LWF1S VW1S, VWF1S	 VWF1S
	Corner Table Ordered Separately	AQUHDBL3 2939RE	22	873 1440 2154							Corner Table Top LP1S, LPF1S LW1S, LWF1S VW1S, VWF1S	

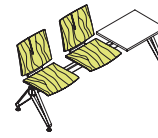
For model numbers that have a corner table option, the corner table must be purchased separately.

COM Yardage

Refer to page 210.

































To Order, Specify...

- 1 Model Number
- 2 Shell Color
- 3 Leg Color
- 4 Upholstery Selection
- 5 Top Material
- 6 Edge Detail and Color



Questions?

1.800.876.2120

Style	Description	Model #	Product Wt	material > grade >						Top		
				Corner Top	Wood Shell	Fabric Grade 2 or COM	Fabric Grade 3	Fabric Grade 4	Fabric Grade 5			Fabric Grade 6
 <p>QUPYBL3-07 1</p>	Standard Frame Quanta QUPY Beam 4-Leg Base 2 Seat, 1 Top Left Without Arms	QUPYBL3-07 1	80		2169 2473 3004						Beam Table Top LP1S, LPF1S LW1S, LWF1S VW1S, VWF1S	 LP1S  LPF1S  LW1S  LWF1S  VW1S  VWF1S
	Corner Table Frame Quanta QUPY Beam 4-Leg Base 2 Seat, 1 Top Left with Corner Table Right Without Arms	QUPYBL3-07 1R	91		2315 2620 3149						Beam Table Top LP1S, LPF1S LW1S, LWF1S VW1S, VWF1S	 LPF1S  LW1S  LWF1S  VW1S  VWF1S
	Corner Table Ordered Separately	AQUHDBL3 2939RE	22	873 1440 2154							Corner Table Top LP1S, LPF1S LW1S, LWF1S VW1S, VWF1S	 LPF1S  LW1S  LWF1S  VW1S  VWF1S
	Standard Frame Quanta QUPY Beam 4-Leg Base 2 Seat, 1 Top Left Seat - Upholstered Without Arms	QUPYBL3-04 1	83		2588 2890 3422	2663 2967 3497	2727 3029 3562	2783 3089 3618	2854 3157 3688		Beam Table Top LP1S, LPF1S LW1S, LWF1S VW1S, VWF1S	 LPF1S  LW1S  LWF1S  VW1S  VWF1S
	Corner Table Frame Quanta QUPY Beam 4-Leg Base 2 Seat, 1 Top Left with Corner Table Right Seat - Upholstered Without Arms	QUPYBL3-04 1R	94		2731 3037 3566	2802 3106 3638	2874 3177 3708	2929 3233 3763	2998 3302 3833		Beam Table Top LP1S, LPF1S LW1S, LWF1S VW1S, VWF1S	 LPF1S  LW1S  LWF1S  VW1S  VWF1S
	Corner Table Ordered Separately	AQUHDBL3 2939RE	22	873 1440 2154							Corner Table Top LP1S, LPF1S LW1S, LWF1S VW1S, VWF1S	 LPF1S  LW1S  LWF1S  VW1S  VWF1S

For model numbers that have a corner table option, the corner table must be purchased separately.

COM Yardage
Refer to page 210.

Finish Options	Price
Chrome	\$ 147
Nickel	\$ 200
Powder Coat - Standard	n/c
Powder Coat - Premium	\$ 147

TRANSPARENT AND PLATINUM POWDER COAT NOT AVAILABLE.
BEAM WILL ALWAYS BE BLACK.
































Wire Management Options	Code	Price
Wire Manager Beam (per beam)	WHDS	\$ 229

Power and Data Options
Please reference the Power & Data Price List



Questions?

1.800.876.2120

Style	Description	Model #	Product Wt	material > grade >							Top		
				Corner Top	Wood Shell	Fabric Grade 2 or COM	Fabric Grade 3	Fabric Grade 4	Fabric Grade 5	Fabric Grade 6			
 QUPYBL3AA-07 3	Standard Frame Quanta QUPY Beam 4-Leg Base 2 Seat, 1 Top Right With Arms on Both Seats	QUPYBL3AA-07 3	88		2634 2936 3468							Beam Table Top LP1S, LPF1S LW1S, LWF1S VW1S, VWF1S	 LP1S  LPF1S  LW1S  LWF1S  VW1S
	Corner Table Frame Quanta QUPY Beam 4-Leg Base 2 Seat, 1 Top Right with Corner Table Left With Arms on Both Seats	QUPYBL3AA-07 3L	97		2778 3082 3612							Beam Table Top LP1S, LPF1S LW1S, LWF1S VW1S, VWF1S	 LP1S  LPF1S  LW1S  LWF1S  VW1S
	Corner Table Ordered Separately	AQUHDBL3 2634RE	18	873 1440 2154								Corner Table Top LP1S, LPF1S LW1S, LWF1S VW1S, VWF1S	 LP1S  LPF1S  LW1S  LWF1S  VW1S
	Standard Frame Quanta QUPY Beam 4-Leg Base 2 Seat, 1 Top Right Seat - Upholstered With Arms on Both Seats	QUPYBL3AA-04 3	96		3050 3355 3886	3121 3425 3954	3189 3494 4025	3250 3553 4083	3318 3620 4153			Beam Table Top LP1S, LPF1S LW1S, LWF1S VW1S, VWF1S	 LP1S  LPF1S  LW1S  LWF1S  VW1S
	Corner Table Frame Quanta QUPY Beam 4-Leg Base 2 Seat, 1 Top Right with Corner Table Left Seat - Upholstered With Arms on Both Seats	QUPYBL3AA-04 3L	104		3196 3501 4031	3264 3570 4098	3334 3640 4170	3393 3695 4227	3463 3766 4298			Beam Table Top LP1S, LPF1S LW1S, LWF1S VW1S, VWF1S	 LP1S  LPF1S  LW1S  LWF1S  VW1S
	Corner Table Ordered Separately	AQUHDBL3 2634RE	18	873 1440 2154								Corner Table Top LP1S, LPF1S LW1S, LWF1S VW1S, VWF1S	 LP1S  LPF1S  LW1S  LWF1S  VW1S

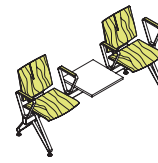
For model numbers that have a corner table option, the corner table must be purchased separately.

COM Yardage


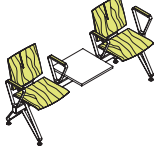




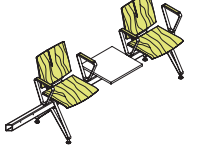


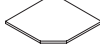


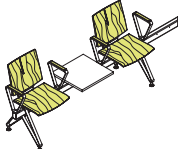

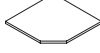
Refer to page 210.

To Order, Specify...

- 1 Model Number
- 2 Shell Color
- 3 Leg Color
- 4 Upholstery Selection
- 5 Top Material
- 6 Edge Detail and Color



Questions?
 1.800.876.2120

Style	Description	Model #	Product Wt	material > grade >							Top	
				Corner Top	Wood Shell	Fabric Grade 2 or COM	Fabric Grade 3	Fabric Grade 4	Fabric Grade 5	Fabric Grade 6		
 QUPYBL3AA-07 2	Standard Frame Quanta QUPY Beam 4-Leg Base 2 Seat, 1 Top Center With Arms on Both Seats 	QUPYBL3AA-07 2	93		2634 2936 3468							Beam Table Top LP1S, LPF1S LW1S, LWF1S VW1S, VWF1S  LP1S  LPF1S  LW1S  LWF1S
	Corner Table Frame Quanta QUPY Beam 4-Leg Base 2 Seat, 1 Top Center with Corner Table Right With Arms on Both Seats 	QUPYBL3AA-07 2R	102		2778 3082 3612							Beam Table Top LP1S, LPF1S LW1S, LWF1S VW1S, VWF1S  LW1S  LWF1S
	Corner Table Ordered Separately 	AQUHDBL3 2634RE	18		873 1440 2154							Corner Table Top LP1S, LPF1S LW1S, LWF1S VW1S, VWF1S  VW1S  VWF1S
	Corner Table Frame Quanta QUPY Beam 4-Leg Base 2 Seat, 1 Top Center with Corner Table Left With Arms on Both Seats 	QUPYBL3AA-07 2L	102		2778 3082 3612							Beam Table Top LP1S, LPF1S LW1S, LWF1S VW1S, VWF1S  VWF1S
	Corner Table Ordered Separately 	AQUHDBL3 2634RE	18		873 1440 2154							Corner Table Top LP1S, LPF1S LW1S, LWF1S VW1S, VWF1S

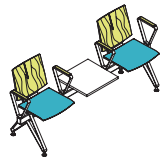
For model numbers that have a corner table option, the corner table must be purchased separately.

Finish Options	Price
Chrome	\$ 147
Nickel	\$ 200
Powder Coat - Standard	n/c
Powder Coat - Premium	\$ 147

TRANSPARENT AND PLATINUM POWDER COAT NOT AVAILABLE.
 BEAM WILL ALWAYS BE BLACK.








Wire Management Options	Code	Price
Wire Manager Beam (per beam)	WHDS	\$ 229

Power and Data Options
 Please reference the Power & Data Price List



Questions?

1.800.876.2120

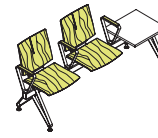
Style	Description	Model #	Product Wt	material > grade >						Top		
				Corner Top	Wood Shell	Fabric Grade 2 or COM	Fabric Grade 3	Fabric Grade 4	Fabric Grade 5			Fabric Grade 6
 QUPYBL3AA-04 2	Standard Frame Quanta QUPY Beam 4-Leg Base 2 Seat, 1 Top Center Seat - Upholstered With Arms on Both Seats	QUPYBL3AA-04 2	98			3050 3355 3886	3121 3425 3954	3189 3494 4025	3250 3553 4083	3318 3620 4153	Beam Table Top LP1S, LPF1S LW1S, LWF1S VW1S, VWF1S	 LP1S  LPF1S
	Corner Table Frame Quanta QUPY Beam 4-Leg Base 2 Seat, 1 Top Center with Corner Table Right Seat - Upholstered With Arms on Both Seats	QUPYBL3AA-04 2R	106			3196 3501 4031	3264 3570 4098	3334 3640 4170	3393 3695 4227	3463 3766 4298	Beam Table Top LP1S, LPF1S LW1S, LWF1S VW1S, VWF1S	 LW1S  LWF1S
	Corner Table Ordered Separately	AQUHDBL3 2634RE	18	873 1440 2154							Corner Table Top LP1S, LPF1S LW1S, LWF1S VW1S, VWF1S	 VW1S
	Corner Table Frame Quanta QUPY Beam 4-Leg Base 2 Seat, 1 Top Center with Corner Table Left Seat - Upholstered With Arms on Both Seats	QUPYBL3AA-04 2L	106			3196 3501 4031	3264 3570 4098	3334 3640 4170	3393 3695 4227	3463 3766 4298	Beam Table Top LP1S, LPF1S LW1S, LWF1S VW1S, VWF1S	 VWF1S
	Corner Table Ordered Separately	AQUHDBL3 2634RE	18	873 1440 2154							Corner Table Top LP1S, LPF1S LW1S, LWF1S VW1S, VWF1S	

For model numbers that have a corner table option, the corner table must be purchased separately.
































COM Yardage
Refer to page 210.

To Order, Specify...

- 1 Model Number
- 2 Shell Color
- 3 Leg Color
- 4 Upholstery Selection
- 5 Top Material
- 6 Edge Detail and Color



Questions?
1.800.876.2120

Style	Description	Model #	Product Wt	material > grade >	Corner Top	Wood Shell	Fabric Grade 2 or COM	Fabric Grade 3	Fabric Grade 4	Fabric Grade 5	Fabric Grade 6	Top		
 QUPYBL3AA-07 1	Standard Frame Quanta QUPY Beam 4-Leg Base 2 Seat, 1 Top Left With Arms on Both Seats	QUPYBL3AA-07 1	88			2634 2936 3468						Beam Table Top LP1S, LPF1S LW1S, LWF1S VW1S, VWF1S	 LP1S  LPF1S  LW1S  LWF1S  VW1S  VWF1S	
	Corner Table Frame Quanta QUPY Beam 4-Leg Base 2 Seat, 1 Top Left with Corner Table Right With Arms on Both Seats	QUPYBL3AA-07 1R	97			2778 3082 3612							Beam Table Top LP1S, LPF1S LW1S, LWF1S VW1S, VWF1S	 LPF1S  LW1S  LWF1S  VW1S  VWF1S
	Corner Table Ordered Separately	AQUHDBL3 2634RE	18			873 1440 2154							Corner Table Top LP1S, LPF1S LW1S, LWF1S VW1S, VWF1S	 LPF1S  LWF1S  VW1S  VWF1S
	Standard Frame Quanta QUPY Beam 4-Leg Base 2 Seat, 1 Top Left Seat - Upholstered With Arms on Both Seats	QUPYBL3AA-04 1	96					3050 3355 3886	3121 3425 3954	3189 3494 4025	3250 3553 4083	3318 3620 4153	Beam Table Top LP1S, LPF1S LW1S, LWF1S VW1S, VWF1S	 LPF1S  LW1S  LWF1S  VW1S  VWF1S
	Corner Table Frame Quanta QUPY Beam 4-Leg Base 2 Seat, 1 Top Left with Corner Table Right Seat - Upholstered With Arms on Both Seats	QUPYBL3AA-04 1R	104					3196 3501 4031	3264 3570 4098	3334 3640 4170	3393 3695 4227	3463 3766 4298	Beam Table Top LP1S, LPF1S LW1S, LWF1S VW1S, VWF1S	 LPF1S  LW1S  LWF1S  VW1S  VWF1S
	Corner Table Ordered Separately	AQUHDBL3 2634RE	18			873 1440 2154							Corner Table Top LP1S, LPF1S LW1S, LWF1S VW1S, VWF1S	 LPF1S  LW1S  LWF1S  VW1S  VWF1S

For model numbers that have a corner table option, the corner table must be purchased separately.


COM Yardage
Refer to page 210.

Finish Options	Price
Chrome	\$ 147
Nickel	\$ 200
Powder Coat - Standard	n/c
Powder Coat - Premium	\$ 147

TRANSPARENT AND PLATINUM POWDER COAT NOT AVAILABLE.
BEAM WILL ALWAYS BE BLACK.









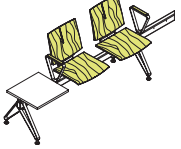




















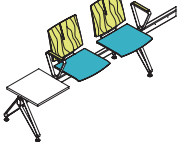













Wire Management Options	Code	Price
Wire Manager Beam (per beam)	WHDS	\$ 229

Power and Data Options
Please reference the Power & Data Price List



Questions?

1.800.876.2120

Style	Description	Model #	Product Wt	material > grade >						Top		
				Corner Top	Wood Shell	Fabric Grade 2 or COM	Fabric Grade 3	Fabric Grade 4	Fabric Grade 5			Fabric Grade 6
 QUPYBL3A-07 3	Standard Frame Quanta QUPY Beam 4-Leg Base 2 Seat, 1 Top Right With Arms on Ends Only	QUPYBL3A-07 3 	88		2401 2705 3236						Beam Table Top LP1S, LPF1S LW1S, LWF1S VW1S, VWF1S	 LP1S  LPF1S  LW1S  LWF1S  VW1S  VWF1S
	Corner Table Frame Quanta QUPY Beam 4-Leg Base 2 Seat, 1 Top Right with Corner Table Left With Arms on Ends Only	QUPYBL3A-07 3L 	96		2545 2852 3383						Beam Table Top LP1S, LPF1S LW1S, LWF1S VW1S, VWF1S	 LP1S  LPF1S  LW1S  LWF1S  VW1S  VWF1S
	Corner Table Ordered Separately	AQUHDBL3 2634RE 	18	873 1440 2154							Corner Table Top LP1S, LPF1S LW1S, LWF1S VW1S, VWF1S	 LP1S  LPF1S  LW1S  LWF1S  VW1S  VWF1S
	Standard Frame Quanta QUPY Beam 4-Leg Base 2 Seat, 1 Top Right Seat - Upholstered With Arms on Ends Only	QUPYBL3A-04 3 	92		2818 3123 3654	2888 3191 3723	2957 3262 3792	3018 3320 3852	3084 3391 3921		Beam Table Top LP1S, LPF1S LW1S, LWF1S VW1S, VWF1S	 LP1S  LPF1S  LW1S  LWF1S  VW1S  VWF1S
	Corner Table Frame Quanta QUPY Beam 4-Leg Base 2 Seat, 1 Top Right with Corner Table Left Seat - Upholstered With Arms on Ends Only	QUPYBL3A-04 3L 	102		2962 3267 3798	3032 3338 3869	3102 3407 3936	3160 3466 3996	3230 3535 4065		Beam Table Top LP1S, LPF1S LW1S, LWF1S VW1S, VWF1S	 LP1S  LPF1S  LW1S  LWF1S  VW1S  VWF1S
	Corner Table Ordered Separately	AQUHDBL3 2634RE 	18	873 1440 2154							Corner Table Top LP1S, LPF1S LW1S, LWF1S VW1S, VWF1S	 LP1S  LPF1S  LW1S  LWF1S  VW1S  VWF1S

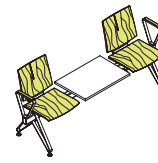
For model numbers that have a corner table option, the corner table must be purchased separately.

COM Yardage

Refer to page 210.
































To Order, Specify...

- 1 Model Number
- 2 Shell Color
- 3 Leg Color
- 4 Upholstery Selection
- 5 Top Material
- 6 Edge Detail and Color



Questions?

1.800.876.2120

Style	Description	Model #	Product Wt	material > grade >							Top		
				Corner Top	Wood Shell	Fabric Grade 2 or COM	Fabric Grade 3	Fabric Grade 4	Fabric Grade 5	Fabric Grade 6			
 QUPYBL3A-07 2	Standard Frame Quanta QUPY Beam 4-Leg Base 2 Seat, 1 Top Center With Arms on Ends Only	QUPYBL3A-07 2	88		2401 2705 3236							Beam Table Top LP1S, LPF1S LW1S, LWF1S VW1S, VWF1S	 LP1S  LPF1S  LW1S  LWF1S  VW1S  VWF1S
	Corner Table Frame Quanta QUPY Beam 4-Leg Base 2 Seat, 1 Top Center with Corner Table Right With Arms on Ends Only	QUPYBL3A-07 2R	96		2545 2852 3383							Beam Table Top LP1S, LPF1S LW1S, LWF1S VW1S, VWF1S	 LP1S  LPF1S  LW1S  LWF1S  VW1S  VWF1S
	Corner Table Ordered Separately	AQUHDBL3 2634RE	18	873 1440 2154								Corner Table Top LP1S, LPF1S LW1S, LWF1S VW1S, VWF1S	 LP1S  LPF1S  LW1S  LWF1S  VW1S  VWF1S
	Corner Table Frame Quanta QUPY Beam 4-Leg Base 2 Seat, 1 Top Center with Corner Table Left With Arms on Ends Only	QUPYBL3A-07 2L	96		2545 2852 3383							Beam Table Top LP1S, LPF1S LW1S, LWF1S VW1S, VWF1S	 LP1S  LPF1S  LW1S  LWF1S  VW1S  VWF1S
	Corner Table Ordered Separately	AQUHDBL3 2634RE	18	873 1440 2154								Corner Table Top LP1S, LPF1S LW1S, LWF1S VW1S, VWF1S	 LP1S  LPF1S  LW1S  LWF1S  VW1S  VWF1S

For model numbers that have a corner table option, the corner table must be purchased separately.

Finish Options

Chrome	\$ 147
Nickel	\$ 200
Powder Coat - Standard	n/c
Powder Coat - Premium	\$ 147

TRANSPARENT AND PLATINUM POWDER COAT NOT AVAILABLE.

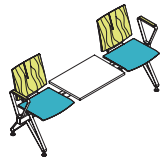
BEAM WILL ALWAYS BE BLACK.

Wire Management Options

Wire Manager Beam (per beam)	Code WHDS	Price \$ 229
------------------------------------	-----------	--------------








Power and Data Options

Please reference the Power & Data Price List



Questions?

1.800.876.2120

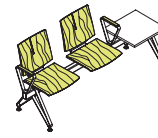
Style	Description	Model #	Product Wt	material > grade >						Top		
				Corner Top	Wood Shell	Fabric Grade 2 or COM	Fabric Grade 3	Fabric Grade 4	Fabric Grade 5			Fabric Grade 6
 QUPYBL3A-04 2	Standard Frame Quanta QUPY Beam 4-Leg Base 2 Seat, 1 Top Center Seat - Upholstered With Arms on Ends Only	QUPYBL3A-04 2	92			2818 3123 3654	2888 3191 3723	2957 3262 3792	3018 3320 3852	3084 3391 3921	Beam Table Top LP1S, LPF1S LW1S, LWF1S VW1S, VWF1S	 LP1S  LPF1S
	Corner Table Frame Quanta QUPY Beam 4-Leg Base 2 Seat, 1 Top Center with Corner Table Right Seat - Upholstered With Arms on Ends Only	QUPYBL3A-04 2R	102			2962 3267 3798	3032 3338 3869	3102 3407 3936	3160 3466 3996	3230 3535 4065	Beam Table Top LP1S, LPF1S LW1S, LWF1S VW1S, VWF1S	 LW1S  LWF1S
	Corner Table Ordered Separately	AQUHDBL3 2634RE	18	873 1440 2154							Corner Table Top LP1S, LPF1S LW1S, LWF1S VW1S, VWF1S	 VW1S
	Corner Table Frame Quanta QUPY Beam 4-Leg Base 2 Seat, 1 Top Center with Corner Table Left Seat - Upholstered With Arms on Ends Only	QUPYBL3A-04 2L	102			2962 3267 3798	3032 3338 3869	3102 3407 3936	3160 3466 3996	3230 3535 4065	Beam Table Top LP1S, LPF1S LW1S, LWF1S VW1S, VWF1S	 VWF1S
	Corner Table Ordered Separately	AQUHDBL3 2634RE	18	873 1440 2154							Corner Table Top LP1S, LPF1S LW1S, LWF1S VW1S, VWF1S	

For model numbers that have a corner table option, the corner table must be purchased separately.

COM Yardage
Refer to page 210.






























To Order, Specify...

- 1 Model Number
- 2 Shell Color
- 3 Leg Color
- 4 Upholstery Selection
- 5 Top Material
- 6 Edge Detail and Color



Questions?

1.800.876.2120

Style	Description	Model #	Product Wt	material > grade >							Top		
				Corner Top	Wood Shell	Fabric Grade 2 or COM	Fabric Grade 3	Fabric Grade 4	Fabric Grade 5	Fabric Grade 6			
 QUPYBL3A-07 1	Standard Frame Quanta QUPY Beam 4-Leg Base 2 Seat, 1 Top Left With Arms on Ends Only	QUPYBL3A-07 1	88		2401 2705 3236							Beam Table Top LP1S, LPF1S LW1S, LWF1S VW1S, VWF1S	 LP1S  LPF1S  LW1S  LWF1S  VW1S  VWF1S
	Corner Table Frame Quanta QUPY Beam 4-Leg Base 2 Seat, 1 Top Left with Corner Table Right With Arms on Ends Only	QUPYBL3A-07 1R	96		2545 2852 3383							Beam Table Top LP1S, LPF1S LW1S, LWF1S VW1S, VWF1S	 LPF1S  LW1S  LWF1S  VWF1S
	Corner Table Ordered Separately	AQUHDBL3 2634RE	18	873 1440 2154								Corner Table Top LP1S, LPF1S LW1S, LWF1S VW1S, VWF1S	 LPF1S  LWF1S  VWF1S
	Standard Frame Quanta QUPY Beam 4-Leg Base 2 Seat, 1 Top Left Seat - Upholstered With Arms on Ends Only	QUPYBL3A-04 1	92		2818 3123 3654	2888 3191 3723	2957 3262 3792	3018 3320 3852	3084 3391 3921			Beam Table Top LP1S, LPF1S LW1S, LWF1S VW1S, VWF1S	 LPF1S  LW1S  LWF1S  VW1S  VWF1S
	Corner Table Frame Quanta QUPY Beam 4-Leg Base 2 Seat, 1 Top Left with Corner Table Right Seat - Upholstered With Arms on Ends Only	QUPYBL3A-04 1R	102		2962 3267 3798	3032 3338 3869	3102 3407 3936	3160 3466 3996	3230 3535 4065			Beam Table Top LP1S, LPF1S LW1S, LWF1S VW1S, VWF1S	 LPF1S  LW1S  LWF1S  VW1S  VWF1S
	Corner Table Ordered Separately	AQUHDBL3 2634RE	18	873 1440 2154								Corner Table Top LP1S, LPF1S LW1S, LWF1S VW1S, VWF1S	 LPF1S  LW1S  LWF1S  VW1S  VWF1S

For model numbers that have a corner table option, the corner table must be purchased separately.

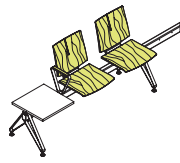
COM Yardage
Refer to page 210.

Finish Options	Price
Chrome	\$ 147
Nickel	\$ 200
Powder Coat - Standard	n/c
Powder Coat - Premium	\$ 147

TRANSPARENT AND PLATINUM POWDER COAT NOT AVAILABLE.
BEAM WILL ALWAYS BE BLACK.


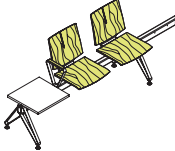


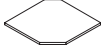


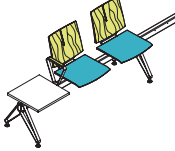



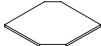

Wire Management Options	Code	Price
Wire Manager Beam (per beam)	WHDS	\$ 229

Power and Data Options
Please reference the Power & Data Price List



Questions?

1.800.876.2120

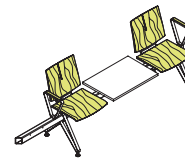
Style	Description	Model #	Product Wt	material > grade >							Top		
				Corner Top	Wood Shell	Fabric Grade 2 or COM	Fabric Grade 3	Fabric Grade 4	Fabric Grade 5	Fabric Grade 6			
 QUPYBL3AE-07.3L	Corner Table Frame Quanta QUPY Beam 4-Leg Base 2 Seat, 1 Top Right with Corner Table Left With Arm on 1 End Outside Seat	 QUPYBL3AE-07 3L	92		2429 2736 3264							Beam Table Top LP1S, LPF1S LW1S, LWF1S VW1S, VWF1S	 LP1S  LPF1S
	Corner Table Ordered Separately	 AQUHDBL3 2634RE	18	873 1440 2154							Corner Table Top LP1S, LPF1S LW1S, LWF1S VW1S, VWF1S	 LP1S  LW1S	
	Corner Table Frame Quanta QUPY Beam 4-Leg Base 2 Seat, 1 Top Right with Corner Table Left Seat - Upholstered With Arm on 1 End Outside Seat	 QUPYBL3AE-04 3L	96		2848 3153 3684	2917 3223 3751	2986 3291 3823	3046 3350 3879	3115 3419 3950		Beam Table Top LP1S, LPF1S LW1S, LWF1S VW1S, VWF1S	 LP1S  LWF1S  VW1S	
	Corner Table Ordered Separately	 AQUHDBL3 2634RE	18	873 1440 2154							Corner Table Top LP1S, LPF1S LW1S, LWF1S VW1S, VWF1S	 VWF1S	

For model numbers that have a corner table option, the corner table must be purchased separately.

COM Yardage
Refer to page 210.

























To Order, Specify...

- 1 Model Number
- 2 Shell Color
- 3 Leg Color
- 4 Upholstery Selection
- 5 Top Material
- 6 Edge Detail and Color



Questions?

1.800.876.2120

Style	Description	Model #	Product Wt	material > grade >	Corner Top	Wood Shell	Fabric Grade 2 or COM	Fabric Grade 3	Fabric Grade 4	Fabric Grade 5	Fabric Grade 6	Top		
 Two Seat/One Top QUPYBL3AE-07 2R	Corner Table Frame Quanta QUPY Beam 4-Leg Base 2 Seat, 1 Top Center with Corner Table Right With Arm on 1 End Outside Seat	QUPYBL3AE-07 2R	97			2429 2736 3264						Beam Table Top LP1S, LPF1S LW1S, LWF1S VW1S, VWF1S	 LP1S  LPF1S	
	Corner Table Ordered Separately	AQUHDBL3 2634RE	18		873 1440 2154								Corner Table Top LP1S, LPF1S LW1S, LWF1S VW1S, VWF1S	 LP1S  LWF1S  VWF1S
	Corner Table Frame Quanta QUPY Beam 4-Leg Base 2 Seat, 1 Top Center with Corner Table Left With Arm on 1 End Outside Seat	QUPYBL3AE-07 2L	97			2429 2736 3264							Beam Table Top LP1S, LPF1S LW1S, LWF1S VW1S, VWF1S	 LP1S  LWF1S  VWF1S
	Corner Table Ordered Separately	AQUHDBL3 2634RE	18		873 1440 2154								Corner Table Top LP1S, LPF1S LW1S, LWF1S VW1S, VWF1S	 LP1S  LWF1S  VWF1S
	Corner Table Frame Quanta QUPY Beam 4-Leg Base 2 Seat, 1 Top Center with Corner Table Right Seat - Upholstered With Arm on 1 End Outside Seat	QUPYBL3AE-04 2R	101				2848 3153 3684	2917 3223 3751	2986 3291 3823	3046 3350 3879	3115 3419 3950		Beam Table Top LP1S, LPF1S LW1S, LWF1S VW1S, VWF1S	 LP1S  LWF1S  VWF1S
	Corner Table Ordered Separately	AQUHDBL3 2634RE	18		873 1440 2154								Corner Table Top LP1S, LPF1S LW1S, LWF1S VW1S, VWF1S	 LP1S  LWF1S  VWF1S
	Corner Table Frame Quanta QUPY Beam 4-Leg Base 2 Seat, 1 Top Center with Corner Table Left Seat - Upholstered With Arm on 1 End Outside Seat	QUPYBL3AE-04 2L	101				2848 3153 3684	2917 3223 3751	2986 3291 3823	3046 3350 3879	3115 3419 3950		Beam Table Top LP1S, LPF1S LW1S, LWF1S VW1S, VWF1S	 LP1S  LWF1S  VWF1S
Corner Table Ordered Separately	AQUHDBL3 2634RE	18		873 1440 2154								Corner Table Top LP1S, LPF1S LW1S, LWF1S VW1S, VWF1S	 LP1S  LWF1S  VWF1S	

For model numbers that have a corner table option, the corner table must be purchased separately.


COM Yardage
Refer to page 210.

Finish Options	Price
Chrome	\$ 147
Nickel	\$ 200
Powder Coat - Standard	n/c
Powder Coat - Premium	\$ 147

TRANSPARENT AND PLATINUM POWDER COAT NOT AVAILABLE.
BEAM WILL ALWAYS BE BLACK.

Wire Management Options	Code	Price
Wire Manager Beam (per beam)	WHDS	\$ 229

Power and Data Options
Please reference the Power & Data Price List



Questions?

1.800.876.2120

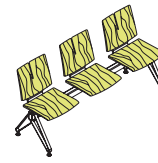
Style	Description	Model #	Product Wt	material > grade >						Top			
				Corner Top	Wood Shell	Fabric Grade 2 or COM	Fabric Grade 3	Fabric Grade 4	Fabric Grade 5			Fabric Grade 6	
 QUPYBL3AE-07 1R	Corner Table Frame Quanta QUPY Beam 4-Leg Base 2 Seat, 1 Top Left with Corner Table Right With Arm on 1 End Outside Seat	QUPYBL3AE-07 1R	92		2429 2736 3264							Beam Table Top LP1S, LPF1S LW1S, LWF1S VW1S, VWF1S	 LP1S LPF1S LW1S LWF1S VW1S VWF1S
	Corner Table Ordered Separately	AQUHDBL3 2634RE	18	873 1440 2154							Corner Table Top LP1S, LPF1S LW1S, LWF1S VW1S, VWF1S	 LP1S LPF1S LW1S LWF1S VW1S VWF1S	
	Corner Table Frame Quanta QUPY Beam 4-Leg Base 2 Seat, 1 Top Left with Corner Table Right Seat - Upholstered With Arm on 1 End Outside Seat	QUPYBL3AE-04 1R	96		2848 3153 3684	2917 3223 3751	2986 3291 3823	3046 3350 3879	3115 3419 3950		Beam Table Top LP1S, LPF1S LW1S, LWF1S VW1S, VWF1S	 LP1S LPF1S LW1S LWF1S VW1S VWF1S	
	Corner Table Ordered Separately	AQUHDBL3 2634RE	18	873 1440 2154							Corner Table Top LP1S, LPF1S LW1S, LWF1S VW1S, VWF1S	 LP1S LPF1S LW1S LWF1S VW1S VWF1S	

For model numbers that have a corner table option, the corner table must be purchased separately.

COM Yardage
Refer to page 210.









To Order, Specify...

- 1 Model Number
- 2 Shell Color
- 3 Leg Color
- 4 Upholstery Selection
- 5 Top Material
- 6 Edge Detail and Color



Questions?

1.800.876.2120

Style	Description	Model #	Product Wt	material > grade >							Top	
				Corner Top	Wood Shell	Fabric Grade 2 or COM	Fabric Grade 3	Fabric Grade 4	Fabric Grade 5	Fabric Grade 6		
 QUPYBL3-07	Standard Frame Quanta QUPY Beam 4-Leg Base 3 Seat Without Arms	QUPYBL3-07	80		2288							 LP1S  LPF1S
	Corner Table Frame Quanta QUPY Beam 4-Leg Base 3 Seat with Corner Table Right Without Arms	QUPYBL3-07 R	91		2432							 LW1S  LWF1S
	Corner Table Ordered Separately	AQUHDBL3 2939RE	22	873 1440 2154							Corner Table Top LP1S, LPF1S LW1S, LWF1S VW1S, VWF1S	 VW1S  VWF1S
	Corner Table Frame Quanta QUPY Beam 4-Leg Base 3 Seat with Corner Table Left Without Arms	QUPYBL3-07 L	91		2432							 VWF1S
	Corner Table Ordered Separately	AQUHDBL3 2939RE	22	873 1440 2154							Corner Table Top LP1S, LPF1S LW1S, LWF1S VW1S, VWF1S	

For model numbers that have a corner table option, the corner table must be purchased separately.

Finish Options

Chrome	\$ 147
Nickel	\$ 200
Powder Coat - Standard	n/c
Powder Coat - Premium	\$ 147

TRANSPARENT AND PLATINUM POWDER COAT NOT AVAILABLE.

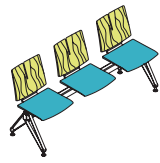
BEAM WILL ALWAYS BE BLACK.

Wire Management Options

Wire Manager Beam (per beam)	Code WHDS	Price \$ 229
------------------------------------	-----------	--------------









Power and Data Options

Please reference the Power & Data Price List



Questions?

1.800.876.2120

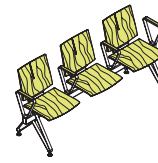
Style	Description	Model #	Product Wt	material > grade >						Top		
				Corner Top	Wood Shell	Fabric Grade 2 or COM	Fabric Grade 3	Fabric Grade 4	Fabric Grade 5			Fabric Grade 6
 QUPYBL3-04	Standard Frame Quanta QUPY Beam 4-Leg Base 3 Seat Seat - Upholstered Without Arms	QUPYBL3-04	87			2913	3019	3123	3208	3314		 LP1S  LPF1S
	Corner Table Frame Quanta QUPY Beam 4-Leg Base 3 Seat with Corner Table Right Seat - Upholstered Without Arms	QUPYBL3-04 R	98			3057	3161	3267	3354	3459		 LW1S  LWF1S
	Corner Table Ordered Separately	AQUHDBL3 2939RE	22	873 1440 2154								Corner Table Top LP1S, LPF1S LW1S, LWF1S VW1S, VWF1S  VW1S  VWF1S
	Corner Table Frame Quanta QUPY Beam 4-Leg Base 3 Seat with Corner Table Left Seat - Upholstered Without Arms	QUPYBL3-04 L	98			3057	3161	3267	3354	3459		 VWF1S
	Corner Table Ordered Separately	AQUHDBL3 2939RE	22	873 1440 2154								Corner Table Top LP1S, LPF1S LW1S, LWF1S VW1S, VWF1S

For model numbers that have a corner table option, the corner table must be purchased separately.








COM Yardage
Refer to page 210.

To Order, Specify...

- 1 Model Number
- 2 Shell Color
- 3 Leg Color
- 4 Upholstery Selection
- 5 Top Material
- 6 Edge Detail and Color



Questions?
 1.800.876.2120

Style	Description	Model #	Product Wt	material > grade >						Top		
				Corner Top	Wood Shell	Fabric Grade 2 or COM	Fabric Grade 3	Fabric Grade 4	Fabric Grade 5			Fabric Grade 6
 QUPYBL3AA-07	Standard Frame Quanta QUPY Beam 4-Leg Base 3 Seat With Arms on All 3 Seats	QUPYBL3AA-07	96		2983							 LP1S  LPF1S  LW1S  LWF1S  VW1S  VWF1S
	Corner Table Frame Quanta QUPY Beam 4-Leg Base 3 Seat with Corner Table Right With Arms on All 3 Seats	QUPYBL3AA-07 R	106		3128							Corner Table Top LP1S, LPF1S LW1S, LWF1S VW1S, VWF1S
	Corner Table Ordered Separately	AQUHDBL3 2634RE	18		873 1440 2154							
	Corner Table Frame Quanta QUPY Beam 4-Leg Base 3 Seat with Corner Table Left With Arms on All 3 Seats	QUPYBL3AA-07 L	106		3128							
	Corner Table Ordered Separately	AQUHDBL3 2634RE	18		873 1440 2154							

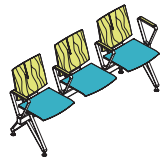
For model numbers that have a corner table option, the corner table must be purchased separately.

Finish Options	Price
Chrome	\$ 147
Nickel	\$ 200
Powder Coat - Standard	n/c
Powder Coat - Premium	\$ 147

Wire Management Options	Code	Price
Wire Manager Beam (per beam)	WHDS	\$ 229








Power and Data Options
 Please reference the Power & Data Price List

TRANSPARENT AND PLATINUM POWDER COAT NOT AVAILABLE.
 BEAM WILL ALWAYS BE BLACK.



Questions?

1.800.876.2120

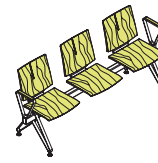
Style	Description	Model #	Product Wt	material > grade >						Top			
				Corner Top	Wood Shell	Fabric Grade 2 or COM	Fabric Grade 3	Fabric Grade 4	Fabric Grade 5			Fabric Grade 6	
 QUPYBL3AA-04	Standard Frame Quanta QUPY Beam 4-Leg Base 3 Seat Seat - Upholstered With Arms on All 3 Seats	QUPYBL3AA-04	104			3609	3714	3817	3903	4008		 LP1S  LPF1S	
	Corner Table Frame Quanta QUPY Beam 4-Leg Base 3 Seat with Corner Table Right Seat - Upholstered With Arms on All 3 Seats	QUPYBL3AA-04 R	113			3753	3858	3963	4049	4154		 LW1S  LWF1S	
	Corner Table Ordered Separately	AQUHDBL3 2634RE	18	873 1440 2154								Corner Table Top LP1S, LPF1S LW1S, LWF1S VW1S, VWF1S	 VW1S
	Corner Table Frame Quanta QUPY Beam 4-Leg Base 3 Seat with Corner Table Left Seat - Upholstered With Arms on All 3 Seats	QUPYBL3AA-04 L	113			3753	3858	3963	4049	4154		 VWF1S	
	Corner Table Ordered Separately	AQUHDBL3 2634RE	18	873 1440 2154								Corner Table Top LP1S, LPF1S LW1S, LWF1S VW1S, VWF1S	

For model numbers that have a corner table option, the corner table must be purchased separately.









COM Yardage
Refer to page 210.

To Order, Specify...

- 1 Model Number
- 2 Shell Color
- 3 Leg Color
- 4 Upholstery Selection
- 5 Top Material
- 6 Edge Detail and Color



Questions?
 1.800.876.2120

Style	Description	Model #	Product Wt	material > grade >							Top	
				Corner Top	Wood Shell	Fabric Grade 2 or COM	Fabric Grade 3	Fabric Grade 4	Fabric Grade 5	Fabric Grade 6		
 QUPYBL3A-07	Standard Frame Quanta QUPY Beam 4-Leg Base 3 Seat With Arms on 2 End Seats	QUPYBL3A-07	90		2519							 LP1S  LPF1S
	Corner Table Frame Quanta QUPY Beam 4-Leg Base 3 Seat with Corner Table Right With Arms on 2 End Seats	QUPYBL3A-07 R	99		2665							 LW1S  LWF1S
	Corner Table Ordered Separately	AQUHDBL3 2634RE	18	873 1440 2154							Corner Table Top LP1S, LPF1S LW1S, LWF1S VW1S, VWF1S	 VW1S  VWF1S
	Corner Table Frame Quanta QUPY Beam 4-Leg Base 3 Seat with Corner Table Left With Arms on 2 End Seats	QUPYBL3A-07 L	99		2665							 VWF1S
	Corner Table Ordered Separately	AQUHDBL3 2634RE	18	873 1440 2154							Corner Table Top LP1S, LPF1S LW1S, LWF1S VW1S, VWF1S	

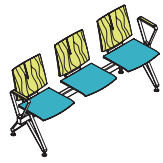
For model numbers that have a corner table option, the corner table must be purchased separately.

Finish Options	Price
Chrome	\$ 147
Nickel	\$ 200
Powder Coat - Standard	n/c
Powder Coat - Premium	\$ 147

TRANSPARENT AND PLATINUM POWDER COAT NOT AVAILABLE.
 BEAM WILL ALWAYS BE BLACK.








Wire Management Options	Code	Price
Wire Manager Beam (per beam)	WHDS	\$ 229

Power and Data Options
 Please reference the Power & Data Price List



Questions?

1.800.876.2120

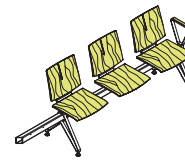
Style	Description	Model #	Product Wt	material > grade >						Top		
				Corner Top	Wood Shell	Fabric Grade 2 or COM	Fabric Grade 3	Fabric Grade 4	Fabric Grade 5			Fabric Grade 6
 QUPYBL3A-04	Standard Frame Quanta QUPY Beam 4-Leg Base 3 Seat Seat - Upholstered With Arms on 2 End Seats	QUPYBL3A-04	97			3146	3251	3354	3440	3545		 LP1S  LPF1S
	Corner Table Frame Quanta QUPY Beam 4-Leg Base 3 Seat with Corner Table Right Seat - Upholstered With Arms on 2 End Seats	QUPYBL3A-04 R	106			3290	3394	3499	3585	3689		 LW1S  LWF1S
	Corner Table Ordered Separately	AQUHDBL3 2634RE	18	873 1440 2154								Corner Table Top LP1S, LPF1S LW1S, LWF1S VW1S, VWF1S  VW1S
	Corner Table Frame Quanta QUPY Beam 4-Leg Base 3 Seat with Corner Table Left Seat - Upholstered With Arms on 2 End Seats	QUPYBL3A-04 L	106			3290	3394	3499	3585	3689		 VWF1S
	Corner Table Ordered Separately	AQUHDBL3 2634RE	18	873 1440 2154								Corner Table Top LP1S, LPF1S LW1S, LWF1S VW1S, VWF1S

For model numbers that have a corner table option, the corner table must be purchased separately.











COM Yardage
Refer to page 210.

To Order, Specify...

- 1 Model Number
- 2 Shell Color
- 3 Leg Color
- 4 Upholstery Selection
- 5 Top Material
- 6 Edge Detail and Color



Questions?
1.800.876.2120

Style	Description	Model #	Product Wt	material > grade >						Top		
				Corner Top	Wood Shell	Fabric Grade 2 or COM	Fabric Grade 3	Fabric Grade 4	Fabric Grade 5			Fabric Grade 6
 QUPYBL3AE-07 R	Corner Table Frame Quanta QUPY Beam 4-Leg Base 3 Seat with Corner Table Right With Arm on 1 End Seat	QUPYBL3AE-07 R	98		2519							 LP1S  LPF1S  LW1S  LWF1S  VW1S  VWF1S
	Corner Table Ordered Separately	AQUHDBL3 2634RE	18		873 1440 2154						Corner Table Top LP1S, LPF1S LW1S, LWF1S VW1S, VWF1S	
	Corner Table Frame Quanta QUPY Beam 4-Leg Base 3 Seat with Corner Table Left With Arm on 1 End Seat	QUPYBL3AE-07 L	98		2519							 LWF1S  VW1S  VWF1S
	Corner Table Ordered Separately	AQUHDBL3 2634RE	18		873 1440 2154						Corner Table Top LP1S, LPF1S LW1S, LWF1S VW1S, VWF1S	
	Corner Table Frame Quanta QUPY Beam 4-Leg Base 3 Seat with Corner Table Right Seat - Upholstered With Arm on 1 End Seat	QUPYBL3AE-04 R	103			3175	3251	3354	3440	3545		
	Corner Table Ordered Separately	AQUHDBL3 2634RE	18		873 1440 2154						Corner Table Top LP1S, LPF1S LW1S, LWF1S VW1S, VWF1S	
	Corner Table Frame Quanta QUPY Beam 4-Leg Base 3 Seat with Corner Table Left Seat - Upholstered With Arm on 1 End Seat	QUPYBL3AE-04 L	103			3175	3251	3354	3440	3545		
Corner Table Ordered Separately	AQUHDBL3 2634RE	18		873 1440 2154						Corner Table Top LP1S, LPF1S LW1S, LWF1S VW1S, VWF1S		

For model numbers that have a corner table option, the corner table must be purchased separately.

COM Yardage
Refer to page 210.

Finish Options	Price
Chrome	\$ 147
Nickel	\$ 200
Powder Coat - Standard	n/c
Powder Coat - Premium	\$ 147
<i>TRANSPARENT AND PLATINUM POWDER COAT NOT AVAILABLE.</i>	
<i>BEAM WILL ALWAYS BE BLACK.</i>	

Wire Management Options	Code	Price
Wire Manager Beam (per beam)	WHDS	\$ 229

Power and Data Options
Please reference the Power & Data Price List

**Sate Guest Chair
Armless/Arms****Chair Dimensions**

Overall height: 32 3/8"
 Overall width w/ armcaps: 23 1/2"
 Overall width w/o armcaps: 22 1/2"
 Overall width w/o arms: 20"
 Overall depth: 21 3/8"
 Seat height: 18"
 Seat width: 17 1/2"
 Seat depth: 16 3/8"
 Arm height w/ armcaps: 26 3/8"
 Actual weight: 17 lbs. w/ arms
 Actual weight: 16 lbs. w/o arms

**Sate Guest Chair
Retractable Tablet Arm****Chair Dimensions**

Overall height: 32 3/8"
 Overall width w/ tablet up: 23 3/8"
 Overall depth w/ tablet up: 27 3/8"
 Seat height: 18"
 Seat width: 17 1/2"
 Seat depth: 16 3/8"
 Arm height: 26 3/8"
 Actual weight: 23 lbs.

**Key Description**

- 1 3/4" 12 gauge steel tube
- 2 seat shell, molded resilient polypropylene resin
- 3 seat shell, veneer
- 4 polyethylene glide
- 5 polypropylene armcap

VERSTEEL

Sate Stool - 24"
Armless/Arms

Stool Dimensions
Overall height: 39"
Overall width w/ armcaps: 23 1/2"
Overall width w/o armcaps: 22 1/2"
Overall width w/o arms: 20 1/2"
Overall depth: 22 1/4"
Seat height: 24"
Seat width: 17 1/2"
Seat depth: 16 3/8"
Arm height w/ armcaps: 32 3/8"
Actual weight: 18 lbs. w/ arms
Actual weight: 17 lbs. w/o arms



Sate Stool - 29"
Armless/Arms

Stool Dimensions
Overall height: 44"
Overall width w/ armcaps: 23 1/2"
Overall width w/o armcaps: 22 1/2"
Overall width w/o arms: 21 1/2"
Overall depth: 22 1/4"
Seat height: 29"
Seat width: 17 1/2"
Seat depth: 16 3/8"
Arm height w/ armcaps: 37 3/8"
Actual weight: 19 lbs. w/ arms
Actual weight: 18 lbs. w/o arms



Stacking (Trolley)
Guest Chair with or without casters 20 (10 if seats are upholstered)

Stacking (Floor)
Guest Chair without casters 10 (6 if seats are upholstered)
Guest Chair with casters 6 (4 if seats are upholstered)

**Sate Swivel Base
Armless/Arms****Chair Dimensions**

Overall height: 31 1/2" - 36 1/2"

Overall width: 27"

Overall depth: 26 1/2"

Seat height: 16 1/2" - 21 1/2"

Seat width: 17 1/2"

Seat depth: 18"

Arm height w/ armcaps: 25" - 30"

Actual weight: 24 lbs. w/ arms

Actual weight: 22 lbs. w/o arms

**Key Description**

- ① die cast aluminum 5-star base
- ② seat shell, molded resilient polypropylene resin
- ③ seat shell, veneer
- ④ dual wheel caster, two tone
- ⑤ polypropylene armcap

VERSTEEL

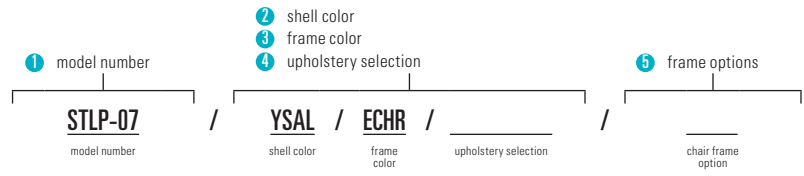
**Sate Swivel Base Stool
Armless/Arms**

Stool Dimensions
Overall height: 36" - 45¼"
Overall width: 27"
Overall depth: 26½"
Seat height: 22" - 31¼"
Seat width: 17½"
Seat depth: 18"
Arm height w/ armcaps: 30½" - 39¾"
Actual weight: 31 lbs. w/ arms
Actual weight: 28 lbs. w/o arms



To Order, Specify...


- 1 Model Number
- 2 Shell Color
- 3 Frame Color
- 4 Upholstery Selection
- 5 Frame Options



A **STLP-07** is a Sate series, 4-leg base armless chair.

The codes **YSAL/ECHR** specify a Salsa shell with a Chrome frame.

Chair Model STLP-07



Sample Order Form

Quantity	Model # & Description	List Each	Extended List
41	STLP-07 / YSAL / ECHR Sate series 4-leg armless chair with a Salsa shell / Chrome frame	\$ 533	\$21,853

Orders may be sent via:

MAILING ADDRESS

Versteel
2332 Cathy Lane
Jasper, IN 47546

CONTACT VERSTEEL

EMAIL contact@versteel.com
TELEPHONE 800 876 2120
812 634 2120
FACSIMILE 812 482 9318

Studio Steel®

Versteel’s “urban fabrication” process leaves the telltale signs of welding and assembly on the surface, highlighting a manufacturing aesthetic. Choosing a clear or transparent powder coat is recommended, allowing tonal striations (created as a result of extreme heat), natural textures, and the inherent qualities of raw steel to show through.

Studio Steel Process \$147 per chair

Powder Coat Finishes

All powder coat finishes in the Versteel offering have been formulated with the use of epoxy, polyester or epoxy and polyester blends to maximize the finish durability.

Powder Coat - Standard n/c

Powder Coat - Premium \$147 per chair

Sate Powder Coat Colors

Alloy PALY	Mint PMNT
Amethyst PAME	Navy PNAV
Anthracite PANT	Nimbus PNIM
Black Anodized PBLA	Nutmeg PNUT
Bronze PBRO	† Obsidian POBS
Calypso PCAL	† Pacific PPAC
Carbon PCAR	Pearl PPEA
Champagne PCHA	Pebble PPEB
Coconut PCOC	Ⓢ Platinum PPLA
† Copper PCOP	Poppy PPOP
Crimson PCRI	† Raven PRAV
† Crystal PCRY	Royal PROY
Daffodil PDAF	† Satin PSAT
Ebony PEBO	Seaside PSEA
Forest PFOR	Shipyards PSHI
Fossil PFOS	Silver PSIL
† Garnet PGAR	Snow PSNO
† Gold PGOL	Stone PSTO
Graphite PGRA	Storm PSTM
Ⓢ Hope PHOP	Terra Cotta PTEC
Kelly Green PKEG	Whisper PWHI
† Matte PMAT	White Linen PWHL
Mica PMIC	Powder Coat Alternative OPA

Transparent Powder Coats (indicated by †)

Please note that the transparent characteristics of these powders allow all natural welds and textures inherent to raw steel to be visible.

Premium Powder Coats (indicated by Ⓢ)

Versteel’s premium process uses specially formulated powder coats for a truly unique color palette.

Powder Coat Alternatives

You must forward a color sample or an RAL number for each alternate powder coat color with order placement. Call Versteel Customer Service for pricing and availability.

Standard Sate Poly Armcap Colors

Near Black YNBL	Snow YSNO
Silver YSIL	

Chrome

Versteel applies a deep luster nickel chrome plated finish available. Chrome is the most durable finish available.

Chrome **ECHR**

For Chrome, an upcharge applies (see product price list for upcharge).

Nickel

Versteel applies a nickel plated finish with a clear coat applied for durability.

Nickel **ENKL**

For Nickel, an upcharge applies (see product price list for upcharge).

Sate Shells

Sate poly shells are molded with resilient, flexible polypropylene resins with a satin textured surface. Sate wood shells are composed of high-density hardwood ply such as birch, beech, or maple, which is then molded with veneer. Standard veneer exterior is maple.

Standard Versteel Upholstery

Versteel offers a wide range of materials from fabrics in a variety of colors and textures, to vinyls for soil resistance. Please refer to Versteel’s fabric cards or the “Materials and Finishes” section of our website for reference information. versteel.com

Wood Finish

Versteel uses a post-catalyst varnish NDF topcoat that meets AWI (Architectural Woodwork Institute) TR6 performance standards.

Sate Wood Finishes

Beach WBEA	Golden Cherry WGNC
Blossom Cherry WBLC	Java Cherry WJAC
Brighton Walnut WBRW	Millwork Cherry WMWC
Caramel Maple WCMM	Pebble WPEB
Chestnut WCHE	Seaside WSEA
Cordovan Cherry WCNC	Solar Maple WSLM
Drift WDRI	Sugar Maple WSUM
Espresso Walnut WESW	Terra Cotta WTEC
Fawn WFAW	Whisper WWHI
Fog WFOG	Stain Finish Match OSM
Forest WFOR	

Sate Poly Shell Colors

Canary YCAN	Papaya YPAP
Cobalt YCOB	Quarry YQUA
Lime YLIM	Salsa YSAL
Near Black YNBL	Snow YSNO
Oyster YOYS	

Stain Finish Match

You must forward two 4" x 4" samples for each custom stain finish color match with order placement. Upcharge of \$894 list will apply for each stain color match.

NOTE STAIN FINISH MATCH COLOR APPROVAL MAY AFFECT STANDARD PRODUCTION SCHEDULES

Versteel Seating COM Standard Yardage Requirements


COM yardage requirements are calculated for chairs and stools based on a material width of 54" and a repeat of 2" or less. For material less than 54" wide, contact Versteel for yardage requirements. Use the chart below as a guide to calculate your COM yardage. For quantities greater than 200 chairs or stools, contact Versteel Customer Service for calculation of COM yardage by chair model.

Quantity of Chairs	1	2	3	4	5	6	7	8	9	10	11	12	13	14	15
Chela (with or without arms)															
Upholstered Seat & Back	1.5	2.5	2.5	3.5	3.5	4.5	4.5	5.5	6.0	6.5	7.5	7.5	8.5	8.5	9.5
Upholstered Seat Only	1.0	1.5	1.5	2.0	2.0	2.5	2.5	3.5	4.0	4.0	4.5	4.5	5.0	5.0	6.0
Upholstered Back Only	0.5	1.0	1.3	1.3	1.8	2.0	2.0	2.5	2.5	3.0	3.0	3.5	3.5	4.0	4.0
Companion and Kompis Radius & Flared Back (with or without arms) <i>Yardage includes upholstered armcaps if specified.</i>															
Upholstered Seat & Back	1.5	2.5	3.5	4.5	5.0	6.0	6.5	7.5	9.0	9.5	11.0	11.0	13.0	13.0	14.5
Upholstered Seat Armless	1.0	1.5	1.5	2.5	2.5	3.0	3.0	4.0	4.5	4.5	5.0	5.0	6.0	6.0	6.5
Upholstered Seat with Arms	1.0	1.5	1.5	2.5	2.5	3.0	3.0	4.0	4.5	4.5	5.0	5.0	6.0	6.0	6.5
Upholstered Back Only	1.0	2.0	2.0	2.5	3.5	4.0	4.5	5.0	5.5	6.0	6.5	7.0	7.5	8.0	8.5
Companion and Kompis X Radius & Flared Back <i>Yardage includes upholstered armcaps.</i>															
Upholstered Seat, Back & Armcaps	2.5	5.0	7.0	9.0	11.0	13.5	15.5	17.0	19.0	21.5	23.0	24.5	26.5	28.5	30.5
Ollie Round (fully upholstered)															
Lid & Bottom (same fabric)	1.3	3.0	3.8	5.0	6.0	6.3	7.0	8.3	8.5	10.0	10.5	12.0	13.0	14.0	14.5
Lid (Fabric 01)	0.8	1.3	1.5	2.5	3.0	3.0	3.5	4.5	5.0	5.0	5.0	6.0	6.5	7.0	7.0
Bottom (Fabric 02)	1.3	1.8	2.5	3.0	4.0	4.5	5.0	5.8	6.3	6.8	8.0	8.5	9.0	9.5	10.5
Ollie Square (fully upholstered)															
Lid & Bottom (same fabric)	2.0	3.5	4.8	6.0	7.0	8.3	9.5	10.0	11.3	13.0	13.8	15.0	16.3	17.5	18.8
Lid (Fabric 01)	0.8	1.3	1.5	2.5	3.0	3.0	3.5	4.5	5.0	5.0	5.0	6.0	6.5	7.0	7.0
Bottom (Fabric 02)	1.8	3.0	3.5	4.5	6.3	6.8	8.0	8.5	9.5	11.3	11.8	13.0	13.5	14.5	16.3
Quanta															
Upholstered Seat Only	1.0	1.5	1.5	2.0	2.5	2.5	3.5	3.5	4.0	4.0	4.5	4.5	5.0	5.5	5.5
Upholstered Seat & Back	1.5	2.5	3.0	4.0	4.5	5.0	6.0	6.5	6.5	7.0	8.0	8.5	9.0	10.0	11.0
Gullwing-Upholstered Seat Only	1.5	2.5	4.0	5.0	6.0	7.0	8.5	9.5	11.0	12.0	14.5	15.5	17.0	18.0	19.5
Gullwing-Upholstered Seat & Back	2.0	3.5	4.5	6.0	7.0	8.5	9.5	11.0	12.0	13.0	14.5	15.5	17.0	18.0	20.0
Quanta Max															
Upholstered Seat Only	1.0	1.5	1.5	2.0	2.5	2.5	3.5	3.5	4.0	4.0	4.5	4.5	5.0	5.5	5.5
Sate															
Upholstered Seat Only	1.0	1.5	1.5	2.0	2.5	2.5	3.5	3.5	4.0	4.0	4.5	4.5	5.0	5.5	5.5
SIMON (with or without arms)															
Upholstered Seat & Back	1.5	2.5	3.0	4.0	5.0	5.5	6.5	7.5	8.0	9.0	9.5	10.5	11.0	12.0	13.0
Upholstered Seat Only	1.0	1.5	1.5	2.5	3.0	3.0	3.5	4.5	5.0	5.0	5.0	6.0	6.5	7.0	7.0
Upholstered Back Only	1.0	2.0	2.0	2.5	3.5	4.0	4.5	5.0	5.5	6.0	6.5	7.0	7.5	8.0	8.5
Socius															
Patient Mid Back	2.5	4.0	5.5	7.0	8.0	10.0	11.5	13.0	15.0	16.5	17.5	18.5	19.5	21.5	23.5
Patient High Back	3.0	4.0	6.0	8.0	9.0	11.0	12.0	14.0	17.0	18.0	19.5	20.5	22.5	24.0	26.5
Bariatric Mid Back	5.0	8.0	10.0	13.0	15.0	18.0	20.0	23.0	25.0	28.0	—	—	—	—	—
Zuri															
Upholstered Seat & Back (One Piece)	2.0	3.0	4.0	5.0	6.0	7.0	8.0	9.5	10.5	11.5	—	—	—	—	—
Upholstered Seat Pad	1.0	1.5	1.5	2.0	2.0	2.5	2.5	3.0	3.0	3.5	3.5	4.5	4.5	5.0	5.0
Low Back	1.5	2.5	2.5	3.5	3.5	4.5	4.5	6.0	6.0	7.0	—	—	—	—	—



Questions?

1.800.876.2120

				material > grade >	Poly Shell	Fabric Grade 2 or COM	Fabric Grade 3	Fabric Grade 4	Fabric Grade 5	Fabric Grade 6	Wood
Style	Description	Model #	Product Wt								
 <p>STLP-07</p>	Armless 4-Leg Base Without Arms Seat - Poly Back - Poly	STLP-07	16	386							
	4-Leg Base Without Arms Seat - Upholstery Back - Poly	STLP-04	16		453	521	587	654	722		
	4-Leg Base Without Arms Seat - Veneer Back - Veneer	STLV-07	16								494
	4-Leg Base Without Arms Seat - Upholstery Back - Veneer	STLV-04	16		558	626	693	760	826		

Stacking

Refer to page 331.

COM Yardage

Refer to page 336.

To Order, Specify...

- 1 Model Number
- 2 Shell Color
- 3 Frame Color
- 4 Upholstery Selection
- 5 Frame Options



Questions?

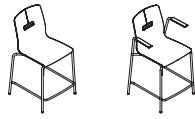
1.800.876.2120

		material > grade >	Poly Shell	Fabric Grade 2 or COM	Fabric Grade 3	Fabric Grade 4	Fabric Grade 5	Fabric Grade 6	Wood
Style	Description	Model #	Product Wt						
<p>STLPA-08</p>	Arm 4-Leg Base With Arms Seat - Poly Back - Poly Armcaps - Poly	STLPA-08	17	492					
	4-Leg Base With Arms Seat - Upholstery Back - Poly Armcaps - Poly	STLPA-06	17		556	625	691	759	825
	4-Leg Base With Arms Seat - Poly Back - Poly Armcaps - None	STLPA-01	17	492					
	4-Leg Base With Arms Seat - Upholstery Back - Poly Armcaps - None	STLPA-02	17		556	625	691	759	825
	4-Leg Base With Arms Seat - Veneer Back - Veneer Armcaps - Poly	STLVA-08	17						573
	4-Leg Base With Arms Seat - Upholstery Back - Veneer Armcaps - Poly	STLVA-06	17		639	706	773	840	907
	4-Leg Base With Arms Seat - Veneer Back - Veneer Armcaps - None	STLVA-01	17						573
	4-Leg Base With Arms Seat - Upholstery Back - Veneer Armcaps - None	STLVA-02	17		639	706	773	840	907

Stacking
Refer to page 331.



COM Yardage
Refer to page 336.

Finish Options	Price	Frame Options	Code	Price	Custom Charges	Code	Price
Chrome	\$ 147	Casters - Dual Wheel Black Nylon			Powder Coat Alternative (per color)	OPA	call
Nickel	\$ 200	Hard Wheel (set of 4)	CAS51	\$ 153	Stain Finish Match (per finish)	OSM	\$ 894
Powder Coat - Standard	n/c						
Powder Coat - Premium	\$ 147	Accessories					
		Chair Trolley - Sate	ACTST	\$ 814			



Questions?

1.800.876.2120

		material > grade >	Poly Shell	Fabric Grade 2 or COM	Fabric Grade 3	Fabric Grade 4	Fabric Grade 5	Fabric Grade 6	Wood
Style	Description	Model #	Product Wt						
 <p>STLP-07S24</p>	Armless 4-Leg Base 24" Seat Height Without Arms Seat - Poly Back - Poly	STLP-07S24	17	481					
	4-Leg Base 24" Seat Height Without Arms Seat - Upholstery Back - Poly	STLP-04S24	17		550	617	684	750	817
	4-Leg Base 24" Seat Height Without Arms Seat - Veneer Back - Veneer	STLV-07S24	17						552
	4-Leg Base 24" Seat Height Without Arms Seat - Upholstery Back - Veneer	STLV-04S24	17		619	686	752	821	887
 <p>STLPA-08S24</p>	Arm 4-Leg Base 24" Seat Height With Arms Seat - Poly Back - Poly Armcaps - Poly	STLPA-08S24	18	629					
	4-Leg Base 24" Seat Height With Arms Seat - Upholstery Back - Poly Armcaps - Poly	STLPA-06S24	18		695	762	830	897	963
	4-Leg Base 24" Seat Height With Arms Seat - Poly Back - Poly Armcaps - None	STLPA-01S24	18	629					

COM Yardage
Refer to page 336.

To Order, Specify...

- 1 Model Number
- 2 Shell Color
- 3 Frame Color
- 4 Upholstery Selection



[Questions?](#)
1.800.876.2120

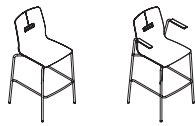
		material > grade >	Poly Shell	Fabric Grade 2 or COM	Fabric Grade 3	Fabric Grade 4	Fabric Grade 5	Fabric Grade 6	Wood
Style	Description	Model #	Product Wt						
 STLPA-08S24	4-Leg Base 24" Seat Height With Arms Seat - Upholstery Back - Poly Armcaps - None	STLPA-02S24	18		695	762	830	897	963
	4-Leg Base 24" Seat Height With Arms Seat - Veneer Back - Veneer Armcaps - Poly	STLVA-08S24	18						698
	4-Leg Base 24" Seat Height With Arms Seat - Upholstery Back - Veneer Armcaps - Poly	STLVA-06S24	18		765	832	899	965	1034
	4-Leg Base 24" Seat Height With Arms Seat - Veneer Back - Veneer Armcaps - None	STLVA-01S24	18						698
	4-Leg Base 24" Seat Height With Arms Seat - Upholstery Back - Veneer Armcaps - None	STLVA-02S24	18		765	832	899	965	1034

COM Yardage
Refer to page 336.

Finish Options	Price
Chrome	\$ 147
Nickel	\$ 200
Powder Coat - Standard	n/c
Powder Coat - Premium	\$ 147

Custom Charges	Code	Price
Powder Coat Alternative (per color)	OPA	call
Stain Finish Match (per finish)	OSM	\$ 894



Stool - 29"
Armless & Arm



VERSTEEL

Questions?

1.800.876.2120

		material > grade >	Poly Shell	Fabric Grade 2 or COM	Fabric Grade 3	Fabric Grade 4	Fabric Grade 5	Fabric Grade 6	Wood
Style	Description	Model #	Product Wt						
 STLP-07S29	4-Leg Base 29" Seat Height Without Arms Seat - Poly Back - Poly	STLP-07S29	18	481					
	4-Leg Base 29" Seat Height Without Arms Seat - Upholstery Back - Poly	STLP-04S29	18		550	617	684	750	817
	4-Leg Base 29" Seat Height Without Arms Seat - Veneer Back - Veneer	STLV-07S29	18						552
	4-Leg Base 29" Seat Height Without Arms Seat - Upholstery Back - Veneer	STLV-04S29	18		619	686	752	821	887
 STLPA-08S29	4-Leg Base 29" Seat Height With Arms Seat - Poly Back - Poly Armcaps - Poly	STLPA-08S29	19	629					
	4-Leg Base 29" Seat Height With Arms Seat - Upholstery Back - Poly Armcaps - Poly	STLPA-06S29	19		695	762	830	897	963
	4-Leg Base 29" Seat Height With Arms Seat - Poly Back - Poly Armcaps - None	STLPA-01S29	19	629					


COM Yardage
Refer to page 336.

To Order, Specify...

- 1 Model Number
- 2 Shell Color
- 3 Frame Color
- 4 Upholstery Selection



[Questions?](#)
1.800.876.2120

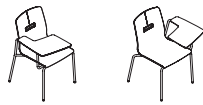
		material > grade >	Poly Shell	Fabric Grade 2 or COM	Fabric Grade 3	Fabric Grade 4	Fabric Grade 5	Fabric Grade 6	Wood
Style	Description	Model #	Product Wt						
 STLPA-08S29	4-Leg Base 29" Seat Height With Arms Seat - Upholstery Back - Poly Armcaps - None	STLPA-02S29	19		695	762	830	897	963
	4-Leg Base 29" Seat Height With Arms Seat - Veneer Back - Veneer Armcaps - Poly	STLVA-08S29	19						698
	4-Leg Base 29" Seat Height With Arms Seat - Upholstery Back - Veneer Armcaps - Poly	STLVA-06S29	19		765	832	899	965	1034
	4-Leg Base 29" Seat Height With Arms Seat - Veneer Back - Veneer Armcaps - None	STLVA-01S29	19						698
	4-Leg Base 29" Seat Height With Arms Seat - Upholstery Back - Veneer Armcaps - None	STLVA-02S29	19		765	832	899	965	1034

COM Yardage
Refer to page 336.

Finish Options	Price
Chrome	\$ 147
Nickel	\$ 200
Powder Coat - Standard	n/c
Powder Coat - Premium	\$ 147

Custom Charges	Code	Price
Powder Coat Alternative (per color)	OPA	call
Stain Finish Match (per finish)	OSM	\$ 894



Guest Chair
Retractable Tablet Arm



VERSTEEL

Questions?

1.800.876.2120

		material > grade >	Poly Shell	Fabric Grade 2 or COM	Fabric Grade 3	Fabric Grade 4	Fabric Grade 5	Fabric Grade 6	Wood
Style	Description	Model #	Product Wt						
 <p><i>STLP-07RTBR Tablet material is 1/2" Black Europly with a clear coat edge.</i></p>	4-Leg Base Retractable Tablet Arm Right Seat - Poly Back - Poly	STLP-07RTBR	23	630					
	4-Leg Base Retractable Tablet Arm Right Seat - Upholstery Back - Poly	STLP-04RTBR	23		697	763	831	898	964
	4-Leg Base Retractable Tablet Arm Right Seat - Veneer Back - Veneer	STLV-07RTBR	23						712
	4-Leg Base Retractable Tablet Arm Right Seat - Upholstery Back - Veneer	STLV-04RTBR	23		778	846	912	980	1045
 <p><i>STLP-07RTBL Tablet material is 1/2" Black Europly with a clear coat edge.</i></p>	4-Leg Base Retractable Tablet Arm Left Seat - Poly Back - Poly	STLP-07RTBL	23	630					
	4-Leg Base Retractable Tablet Arm Left Seat - Upholstery Back - Poly	STLP-04RTBL	23		697	763	831	898	964
	4-Leg Base Retractable Tablet Arm Left Seat - Veneer Back - Veneer	STLV-07RTBL	23						712
	4-Leg Base Retractable Tablet Arm Left Seat - Upholstery Back - Veneer	STLV-04RTBL	23		778	846	912	980	1045

COM Yardage
Refer to page 336.

To Order, Specify...

- 1 Model Number
- 2 Shell Color
- 3 Frame Color
- 4 Upholstery Selection
- 5 Frame Options



VERSTEEL

Questions?

1.800.876.2120

		material > grade >	Poly Shell	Fabric Grade 2 or COM	Fabric Grade 3	Fabric Grade 4	Fabric Grade 5	Fabric Grade 6	Wood
Style	Description	Model #	Product Wt						
<p>STRSP-07</p>	Armless Swivel Base Without Arms Seat - Poly Back - Poly	STRSP-07	22	699					
	Swivel Base Without Arms Seat - Upholstery Back - Poly	STRSP-04	22		863	930	995	1062	1131
	Swivel Base Without Arms Seat - Veneer Back - Veneer	STRSV-07	22						846
	Swivel Base Without Arms Seat - Upholstery Back - Veneer	STRSV-04	22		1007	1073	1140	1208	1274

COM Yardage
Refer to page 336.

4-Leg Finish Options

Chrome	\$ 147
Nickel	\$ 200
Powder Coat - Standard	n/c
Powder Coat - Premium	\$ 147

Platinum Powder Coat is not Available on Swivel Bases

Swivel Base Options

Polished Aluminum	n/c
Powder Coat Standard	n/c
Powder Coat Premium	\$ 147

Platinum powder coat, transparent powder coat, chrome and nickel N/A

Code Price

Custom Charges

Powder Coat Alternative (per color)	OPA	call
Stain Finish Match (per finish)	OSM	\$ 894


Frame Options

Casters - Dual Wheel Black Nylon		
Hard Wheel	CAS61	n/c



Questions?

1.800.876.2120

				material > grade >	Poly Shell	Fabric Grade 2 or COM	Fabric Grade 3	Fabric Grade 4	Fabric Grade 5	Fabric Grade 6	Wood
Style	Description	Model #	Product Wt								
 <p>STRSPA-01</p>	Swivel Base With Arms Seat - Poly Back - Poly Armcaps - Poly	STRSPA-08	24	863							
	Swivel Base With Arms Seat - Upholstery Back - Poly Armcaps - Poly	STRSPA-06	24		1026	1091	1158	1224	1292		
	Swivel Base With Arms Seat - Poly Back - Poly Armcaps - None	STRSPA-01	24	750							
	Swivel Base With Arms Seat - Upholstery Back - Poly Armcaps - None	STRSPA-02	24		912	980	1045	1112	1179		
	Swivel Base With Arms Seat - Veneer Back - Veneer Armcaps - Poly	STRSVA-08	24								1011
	Swivel Base With Arms Seat - Upholstery Back - Veneer Armcaps - Poly	STRSVA-06	24		1174	1241	1308	1375	1443		
	Swivel Base With Arms Seat - Veneer Back - Veneer Armcaps - None	STRSVA-01	24								900
	Swivel Base With Arms Seat - Upholstery Back - Veneer Armcaps - None	STRSVA-02	24		1062	1131	1197	1264	1331		

COM Yardage
Refer to page 336.

To Order, Specify...



- 1 Model Number
- 2 Shell Color
- 3 Frame Color
- 4 Upholstery Selection
- 5 Frame Options

VERSTEEL



Questions?

1.800.876.2120

				material > grade >	Poly Shell	Fabric Grade 2 or COM	Fabric Grade 3	Fabric Grade 4	Fabric Grade 5	Fabric Grade 6	Wood
Style	Description	Model #	Product Wt								
 STRSP-07S	Swivel Base Stool Without Arms Seat - Poly Back - Poly	STRSP-07S	28	867							
	Swivel Base Stool Without Arms Seat - Upholstery Back - Poly	STRSP-04S	28		1030	1095	1164	1231	1297		
	Swivel Base Stool Without Arms Seat - Veneer Back - Veneer	STRSV-07S	28								1011
	Swivel Base Stool Without Arms Seat - Upholstery Back - Veneer	STRSV-04S	28		1174	1241	1308	1375	1443		
	Swivel Base Stool With Arms Seat - Poly Back - Poly Armcaps - Poly	STRSPA-08S	31	1030							
 STRSPA-08S	Swivel Base Stool With Arms Seat - Upholstery Back - Poly Armcaps - Poly	STRSPA-06S	31		1191	1257	1325	1392	1458		
	Swivel Base Stool With Arms Seat - Poly Back - Poly Armcaps - None	STRSPA-01S	31	918							

Footring available in chrome only.

COM Yardage
Refer to page 336.







Finish Options	Price	Swivel Base Options	Code	Price	Custom Charges	Code	Price
Chrome	\$ 147	Polished Aluminum		n/c	Powder Coat Alternative (per color)	OPA	call
Nickel	\$ 200	Powder Coat Standard		n/c	Stain Finish Match (per finish)	OSM	\$ 894
Powder Coat - Standard	n/c	Powder Coat Premium		\$ 147			
Powder Coat - Premium	\$ 147	Platinum powder coat, transparent powder coat, chrome and nickel N/A					
Platinum Powder Coat is Not Available on Swivel Bases							

Frame Options		
Casters - Dual Wheel Black Nylon		
Hard Wheel	CAS61	n/c



Questions?

1.800.876.2120

		material > grade >		Poly Shell	Fabric Grade 2 or COM	Fabric Grade 3	Fabric Grade 4	Fabric Grade 5	Fabric Grade 6	Wood
Style	Description	Model #	Product Wt							
 <p>STRSPA-08S</p>	<p>Arm</p> <p>Swivel Base Stool With Arms Seat - Upholstery Back - Poly Armcaps - None</p> 	STRSPA-02S	31		1080	1146	1213	1281	1348	
	<p>Swivel Base Stool With Arms Seat - Veneer Back - Veneer Armcaps - Poly</p> 	STRSVA-08S	31							1179
	<p>Swivel Base Stool With Arms Seat - Upholstery Back - Veneer Armcaps - Poly</p> 	STRSVA-06S	31		1341	1408	1475	1543	1609	
	<p>Swivel Base Stool With Arms Seat - Veneer Back - Veneer Armcaps - None</p> 	STRSVA-01S	31							1068
	<p>Swivel Base Stool With Arms Seat - Upholstery Back - Veneer Armcaps - None</p> 	STRSVA-02S	31		1231	1297	1364	1429	1497	

Footring available in chrome only.

COM Yardage
Refer to page 336.

To Order, Specify...

- 1 Model Number
- 2 Shell Color
- 3 Frame Color
- 4 Upholstery Selection
- 5 Frame Options



VERSTEEL

[Questions?](#)

1.800.876.2120

Finish Options	Price	Frame Options	Code	Price	Custom Charges	Code	Price
Chrome	\$ 147	Casters - Dual Wheel Black Nylon			Powder Coat Alternative (per color)	OPA	call
Nickel	\$ 200	Hard Wheel	CAS61	\$ n/c	Stain Finish Match (per finish)	OSM	\$ 894
Powder Coat - Standard	n/c						
Powder Coat - Premium	\$ 147						
Platinum Powder Coat is Not Available on Swivel Bases							

SIMON Seating with Glides
Armless / Arm**Chair Dimensions**

Overall height: 31 3/4"
 Overall width w/ armcaps: 27"
 Overall width w/o arms: 22"
 Overall depth: 21"
 Seat height: 17 3/4"
 Seat width: 18 1/4"
 Seat depth: 18"
 Between arms: 22"
 Arm height w/ armcaps: 26 1/2"
 Actual weight: 23 lbs. w/ arms
 Actual weight: 20 lbs. w/o arms

**SIMON Seating with Casters**
Armless / Arm**Chair Dimensions**

Overall height: 31 3/4"
 Overall width w/ armcaps: 27"
 Overall width w/o arms: 22"
 Overall depth: 21"
 Seat height: 17 3/4"
 Seat width: 18 1/4"
 Seat depth: 18"
 Between arms: 22"
 Arm height w/ armcaps: 26 1/2"
 Actual weight: 23 lbs. w/ arms
 Actual weight: 20 lbs. w/o arms

**SIMON Seating with Glides**
Retractable Tablet Arm**Chair Dimensions**

Overall height: 31 3/4"
 Overall width w/ tablet up: 25"
 Overall depth w/ tablet up: 28 3/4"
 Seat height: 17 3/4"
 Seat width: 18 1/4"
 Seat depth: 18"
 Arm height w/ tablet up: 27"
 Actual weight: 27 lbs.

Tablet Dimensions

Tablet size: 15 x 15 1/4"
 Tablet is available in black only

**Key Description**

- 1 arm, 3/8" steel plate
- 2 base frame, 3/4" x 1 1/2" flat oval, 16 gauge steel tube
- 3 poly seat and back, molded resilient polypropylene resin
- 4 poly leg cover, molded resilient polypropylene resin

Key Description

- 5 finished wood back, rotary cut maple molded 7-ply, 3/8" thick
- 6 upholstered back, molded liner with 3/8" thick, 3 lb. density foam
- 7 upholstered seat, molded liner with 3/4" thick, 2 lb. density foam

Key Description

- 8 footrest, 3/4" o.d. 14 gauge steel tube
- 9 glide feet, polycarbonate
- 10 dual wheel black nylon soft wheel casters

VERSTEEL

SIMON Stool - 24"

Armless / Arm

Stool Dimensions

Overall height: 37 3/4"
 Overall width w/ armcaps: 27"
 Overall width w/o arms: 23"
 Overall depth: 23"
 Seat height: 23 3/4"
 Seat width: 18 1/4"
 Seat depth: 18"
 Between arms: 22"
 Arm height w/ armcaps: 33"
 Seat to footrest: 17"
 Actual weight: 25 lbs. w/ arms
 Actual weight: 22 lbs. w/o arms
 Suggested for use with 33" - 38" table heights



SIMON Stool - 29"

Armless / Arm

Stool Dimensions

Overall height: 42 3/4"
 Overall width w/ arms: 27"
 Overall width w/o arms: 23"
 Overall depth: 24"
 Seat height: 28 3/4"
 Seat width: 18 1/4"
 Seat depth: 18"
 Between arms: 22"
 Arm height: 38"
 Seat to footrest: 17"
 Actual weight: 26 lbs. w/ arms
 Actual weight: 23 lbs. w/o arms
 Suggested for use with 38" - 42" table heights



SIMON Seating with Glides

Oversized Tablet Arm

Chair Dimensions

Overall height: 31 1/4"
 Overall width w/ tablet up: 25"
 Overall depth w/ tablet up: 28 3/4"
 Seat height: 17 1/4"
 Seat width: 18 1/4"
 Seat depth: 18"
 Arm height w/ tablet up: 27"
 Actual weight: 27 lbs.

Tablet Dimensions

Tablet size: 12" x 22"
 Tablet is available in black only



SIMON Nesting Information

Armless / Arm Chairs with Glides:

Each chair adds an additional 6 1/4" to depth.
 Examples: 5 chairs nested; (seat back to front caster) 46 3/4", 10 chairs nested; 78".

Armless / Arm Chairs with Casters:

Each chair adds an additional 6 1/4" to depth.
 Examples: 5 chairs nested; (seat back to front caster) 46 3/4", 10 chairs nested; 78".

NOTE: NESTING IS UNLIMITED, BUT TRANSPORT IS EASIEST WITH A QUANTITY OF NO MORE THAN 3 CHAIRS

Stacking (Trolley)

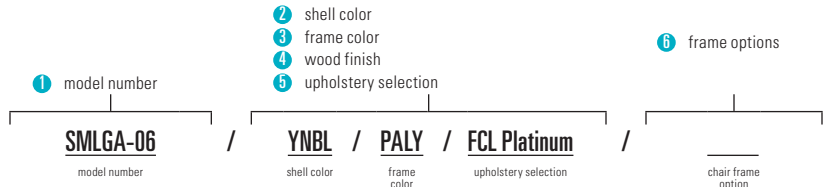
Guest Chair with glides 5

Stacking (Floor)

Guest Chair with glides 5

To Order, Specify...

- 1 Model Number
- 2 Shell Color
- 3 Frame Color
- 4 Wood Finish
- 5 Upholstery Selection
- 6 Frame Options



A **SMLGA-06** is a SIMON series, arm guest chair with an upholstered seat, poly back, armcaps and glides.

The codes **YNBL / PALY / FCL Platinum** specify a Near Black poly back, armcaps and glides, and an accent Near Black leg cover with an Alloy frame and Grade 3 Cover Cloth Platinum upholstery.

Chair Model SMLGA-06



Sample Order Form

Quantity	Model # & Description	List Each	Extended List
41	SMLGA-06 / YNBL / PALY / FCL Platinum SIMON series glide base chair with arms and upholstered seat / Near Black poly back / Alloy frame / Cover Cloth Platinum upholstery	\$ 1,161	\$47,601

Orders may be sent via:

MAILING ADDRESS

Versteel
2332 Cathy Lane
Jasper, IN 47546

CONTACT VERSTEEL

EMAIL contact@versteel.com
TELEPHONE 800 876 2120
812 634 2120
FACSIMILE 812 482 9318

Studio Steel®

Versteel's "urban fabrication" process leaves the telltale signs of welding and assembly on the surface, highlighting a manufacturing aesthetic. Choosing a clear or transparent powder coat is recommended, allowing tonal striations (created as a result of extreme heat), natural textures, and the inherent qualities of raw steel to show through.

Studio Steel Process \$147 per chair

Powder Coat Finishes

All powder coat finishes in the Versteel offering have been formulated with the use of epoxy, polyester or epoxy and polyester blends to maximize the finish durability.

Powder Coat - Standard n/c

Powder Coat - Premium \$147 per chair

SIMON Powder Coat Colors

Alloy PALLY	Mint PMNT
Amethyst PAME	Navy PNAV
Anthracite PANT	Nimbus PNIM
Black Anodized PBLA	Nutmeg PNUT
Bronze PBRO	◆ Obsidian POBS
Calypso PCAL	◆ Pacific PPAC
Carbon PCAR	Pearl PPEA
Champagne PCHA	Pebble PPEB
Coconut PCOC	Ⓢ Platinum PPLA
◆ Copper PCOP	Poppy PPOP
Crimson PCRI	◆ Raven PRAV
◆ Crystal PCRY	Royal PROY
Daffodil PDAF	◆ Satin PSAT
Ebony PEBO	Seaside PSEA
Forest PFOR	Shipyards PSHI
Fossil PFOS	Silver PSIL
◆ Garnet PGAR	Snow PSNO
◆ Gold PGOL	Stone PSTO
Graphite PGRA	Storm PSTM
Ⓢ Hope PHOP	Terra Cotta PTEC
Kelly Green PKEG	Whisper PWHI
◆ Matte PMAT	White Linen PWHL
Mica PMIC	Powder Coat Alternative OPA

Transparent Powder Coats (indicated by ◆)

Please note that the transparent characteristics of these powders allow all natural welds and textures inherent to raw steel to be visible.

Premium Powder Coats (indicated by Ⓢ)

Versteel's premium process uses specially formulated powder coats for a truly unique color palette.

Powder Coat Alternatives

You must forward a color sample or an RAL number for each alternate powder coat color with order placement. Call Versteel Customer Service for pricing and availability.

Chrome

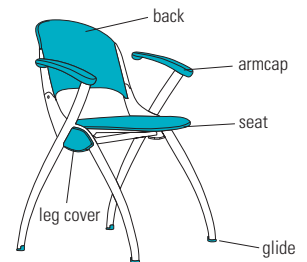
Versteel applies a deep luster nickel chrome plated finish. Chrome is the most durable finish available.

Chrome ECHR

For Chrome, an upcharge applies (see product price list for upcharge).

SIMON Poly Shell, Armcaps, Leg Cover and Glide

The SIMON chair seat, back, armcaps and leg covers are molded with resilient, flexible, polypropylene resins with a satin textured surface. Unless otherwise specified, all SIMON poly parts (including glides) are issued to match the seat and/or back poly color.



Standard Versteel Upholstery

Versteel offers a wide range of materials from fabrics in a variety of colors and textures, to vinyls for soil resistance. Please refer to Versteel's fabric cards or the "Materials and Finishes" section of our website for reference information. versteel.com

Wood Finish

Versteel uses a post-catalyst varnish NDF topcoat that meets AWI (Architectural Woodwork Institute) TR6 performance standards.

SIMON Wood Finishes

All SIMON wood finishes on maple.

Beach WBEA	Golden Cherry WGNC
Blossom Cherry WBLC	Java Cherry WJAC
Brighton Walnut WBRW	Millwork Cherry WMWC
Caramel Maple WCMM	Pebble WPEB
Chestnut WCHE	Seaside WSEA
Cordovan Cherry WCNC	Solar Maple WSLM
Drift WDRI	Sugar Maple WSUM
Espresso Walnut WESW	Terra Cotta WTEC
Fawn WFAW	Whisper WWHI
Fog WFOG	Stain Finish Match OSM
Forest WFOR	

SIMON Poly Shell Colors

Alloy	Quarry YQUA
(Galaxy Pattern) YALY	Sage YSAG
Chocolate YCHO	Slate YSLA
Cloud YCLO	Soft Yellow YSOY
Frost YFRO	Tapioca YTAP
Indigo YIND	Poly Shell Alternative OPS
Near Black YNBL	
Oyster YOYS	

Stain Finish Match

You must forward two 4" x 4" samples for each custom stain finish color match with order placement. Upcharge of \$894 list will apply for each stain color match.

NOTE STAIN FINISH MATCH COLOR APPROVAL MAY AFFECT STANDARD PRODUCTION SCHEDULES

Versteel Seating COM Standard Yardage Requirements

COM yardage requirements are calculated for chairs and stools based on a material width of 54" and a repeat of 2" or less. For material less than 54" wide, contact Versteel for yardage requirements. Use the chart below as a guide to calculate your COM yardage. For quantities greater than 200 chairs or stools, contact Versteel Customer Service for calculation of COM yardage by chair model.







Quantity of Chairs	1	2	3	4	5	6	7	8	9	10	11	12	13	14	15
Chela (with or without arms)															
Upholstered Seat & Back	1.5	2.5	2.5	3.5	3.5	4.5	4.5	5.5	6.0	6.5	7.5	7.5	8.5	8.5	9.5
Upholstered Seat Only	1.0	1.5	1.5	2.0	2.0	2.5	2.5	3.5	4.0	4.0	4.5	4.5	5.0	5.0	6.0
Upholstered Back Only	0.5	1.0	1.3	1.3	1.8	2.0	2.0	2.5	2.5	3.0	3.0	3.5	3.5	4.0	4.0
Companion and Kompis Radius & Flared Back (with or without arms) <i>Yardage includes upholstered armcaps if specified.</i>															
Upholstered Seat & Back	1.5	2.5	3.5	4.5	5.0	6.0	6.5	7.5	9.0	9.5	11.0	11.0	13.0	13.0	14.5
Upholstered Seat Armless	1.0	1.5	1.5	2.5	2.5	3.0	3.0	4.0	4.5	4.5	5.0	5.0	6.0	6.0	6.5
Upholstered Seat with Arms	1.0	1.5	1.5	2.5	2.5	3.0	3.0	4.0	4.5	4.5	5.0	5.0	6.0	6.0	6.5
Upholstered Back Only	1.0	2.0	2.0	2.5	3.5	4.0	4.5	5.0	5.5	6.0	6.5	7.0	7.5	8.0	8.5
Companion and Kompis X Radius & Flared Back <i>Yardage includes upholstered armcaps.</i>															
Upholstered Seat, Back & Armcaps	2.5	5.0	7.0	9.0	11.0	13.5	15.5	17.0	19.0	21.5	23.0	24.5	26.5	28.5	30.5
Ollie Round (fully upholstered)															
Lid & Bottom (same fabric)	1.3	3.0	3.8	5.0	6.0	6.3	7.0	8.3	8.5	10.0	10.5	12.0	13.0	14.0	14.5
Lid (Fabric 01)	0.8	1.3	1.5	2.5	3.0	3.0	3.5	4.5	5.0	5.0	5.0	6.0	6.5	7.0	7.0
Bottom (Fabric 02)	1.3	1.8	2.5	3.0	4.0	4.5	5.0	5.8	6.3	6.8	8.0	8.5	9.0	9.5	10.5
Ollie Square (fully upholstered)															
Lid & Bottom (same fabric)	2.0	3.5	4.8	6.0	7.0	8.3	9.5	10.0	11.3	13.0	13.8	15.0	16.3	17.5	18.8
Lid (Fabric 01)	0.8	1.3	1.5	2.5	3.0	3.0	3.5	4.5	5.0	5.0	5.0	6.0	6.5	7.0	7.0
Bottom (Fabric 02)	1.8	3.0	3.5	4.5	6.3	6.8	8.0	8.5	9.5	11.3	11.8	13.0	13.5	14.5	16.3
Quanta															
Upholstered Seat Only	1.0	1.5	1.5	2.0	2.5	2.5	3.5	3.5	4.0	4.0	4.5	4.5	5.0	5.5	5.5
Upholstered Seat & Back	1.5	2.5	3.0	4.0	4.5	5.0	6.0	6.5	6.5	7.0	8.0	8.5	9.0	10.0	11.0
Gullwing-Upholstered Seat Only	1.5	2.5	4.0	5.0	6.0	7.0	8.5	9.5	11.0	12.0	14.5	15.5	17.0	18.0	19.5
Gullwing-Upholstered Seat & Back	2.0	3.5	4.5	6.0	7.0	8.5	9.5	11.0	12.0	13.0	14.5	15.5	17.0	18.0	20.0
Quanta Max															
Upholstered Seat Only	1.0	1.5	1.5	2.0	2.5	2.5	3.5	3.5	4.0	4.0	4.5	4.5	5.0	5.5	5.5
Sate															
Upholstered Seat Only	1.0	1.5	1.5	2.0	2.5	2.5	3.5	3.5	4.0	4.0	4.5	4.5	5.0	5.5	5.5
SIMON (with or without arms)															
Upholstered Seat & Back	1.5	2.5	3.0	4.0	5.0	5.5	6.5	7.5	8.0	9.0	9.5	10.5	11.0	12.0	13.0
Upholstered Seat Only	1.0	1.5	1.5	2.5	3.0	3.0	3.5	4.5	5.0	5.0	5.0	6.0	6.5	7.0	7.0
Upholstered Back Only	1.0	2.0	2.0	2.5	3.5	4.0	4.5	5.0	5.5	6.0	6.5	7.0	7.5	8.0	8.5
Socius															
Patient Mid Back	2.5	4.0	5.5	7.0	8.0	10.0	11.5	13.0	15.0	16.5	17.5	18.5	19.5	21.5	23.5
Patient High Back	3.0	4.0	6.0	8.0	9.0	11.0	12.0	14.0	17.0	18.0	19.5	20.5	22.5	24.0	26.5
Bariatric Mid Back	5.0	8.0	10.0	13.0	15.0	18.0	20.0	23.0	25.0	28.0	—	—	—	—	—
Zuri															
Upholstered Seat & Back (One Piece)	2.0	3.0	4.0	5.0	6.0	7.0	8.0	9.5	10.5	11.5	—	—	—	—	—
Upholstered Seat Pad	1.0	1.5	1.5	2.0	2.0	2.5	2.5	3.0	3.0	3.5	3.5	4.5	4.5	5.0	5.0
Low Back	1.5	2.5	2.5	3.5	3.5	4.5	4.5	6.0	6.0	7.0	—	—	—	—	—



Questions?

1.800.876.2120

≠QS = Quickship Program Product

		material > grade >	Poly Shell	Fabric Grade 2 or COM	Fabric Grade 3	Fabric Grade 4	Fabric Grade 5	Fabric Grade 6	
Style	Description	Model #	Product Wt						
 <p>SMLG-07</p>	4-Leg Base Without Arms Glides Seat - Poly Back - Poly	SMLG-07	20	847					
		≠QS							
	4-Leg Base Without Arms Glides Seat - Upholstered Back - Poly	SMLG-04	20		1004	1074	1146	1219	1292
		≠QS							
	4-Leg Base Without Arms Glides Seat - Upholstered Back - Upholstered	SMLG-01	20		1215	1287	1364	1434	1511
	≠QS								
	4-Leg Base Without Arms Glides Seat - Poly Back - Wood	SMLG-09	20	1003					
		≠QS							
	4-Leg Base Without Arms Glides Seat - Upholstered Back - Wood	SMLG-10	20		1153	1226	1300	1372	1444
		≠QS							

Stacking

Refer to page 351.

COM Yardage

Refer to page 354.


To Order, Specify...

- 1 Model Number
- 2 Shell Color
- 3 Frame Color
- 4 Wood Finish
- 5 Upholstery Selection
- 6 Frame Options



Questions?

1.800.876.2120

Style	Description	Model #	Product Wt	material >	Poly Shell	Fabric	Fabric	Fabric	Fabric	Fabric
				grade >		Grade 2	Grade 3	Grade 4	Grade 5	Grade 6
						or COM				
 SMLC-07	4-Leg Base Without Arms Casters Seat - Poly Back - Poly	SMLC-07	20		851					
	4-Leg Base Without Arms Casters Seat - Upholstered Back - Poly	SMLC-04	20			1006	1079	1149	1221	1296
	4-Leg Base Without Arms Casters Seat - Upholstered Back - Upholstered	SMLC-01	20			1220	1293	1366	1439	1513
	4-Leg Base Without Arms Casters Seat - Poly Back - Wood	SMLC-09	20		1005					
	4-Leg Base Without Arms Casters Seat - Upholstered Back - Wood	SMLC-10	20			1157	1231	1303	1375	1446

COM Yardage
Refer to page 354.


Finish Options	Price	Frame Options	Code	Price	Custom Charges	Code	Price
Chrome	\$ 645	Casters - Dual Wheel Black Nylon			Powder Coat Alternative (per color)	OPA	call
Powder Coat - Standard	n/c	Hard Wheel (set of 4)					
Powder Coat - Premium	\$ 147	(caster chairs only)	CAS58	n/c			
		Leg Cover					
		(specify poly color)	BLC_	n/c			
		Accessories					
		Chair Trolley - SIMON					
		(for chair with glides only)	ACTSI	\$ 802			



Questions?

1.800.876.2120

≡QS = Quickship Program Product

		material > grade >	Poly Shell	Fabric Grade 2 or COM	Fabric Grade 3	Fabric Grade 4	Fabric Grade 5	Fabric Grade 6	
Style	Description	Model #	Product Wt						
 <p>SMLGA-08</p>	4-Leg Base With Arms Glides Seat - Poly Back - Poly Armcaps - Poly	SMLGA-08	23	933					
	4-Leg Base With Arms Glides Seat - Upholstered Back - Poly Armcaps - Poly	SMLGA-06	23		1085	1161	1232	1304	1376
	4-Leg Base With Arms Glides Seat - Upholstered Back - Upholstered Armcaps - Poly	SMLGA-03	23		1303	1375	1446	1519	1593
	4-Leg Base With Arms Glides Seat - Poly Back - Wood Armcaps - Poly	SMLGA-13	23	1083					
	4-Leg Base With Arms Glides Seat - Upholstered Back - Wood Armcaps - Poly	SMLGA-18	23		1238	1310	1382	1455	1526

Stacking

Refer to page 351.

COM Yardage

Refer to page 354.

To Order, Specify...

- 1 Model Number
- 2 Shell Color
- 3 Frame Color
- 4 Wood Finish
- 5 Upholstery Selection
- 6 Frame Options



[Questions?](#)

1.800.876.2120

				material > grade >	Poly Shell	Fabric Grade 2 or COM	Fabric Grade 3	Fabric Grade 4	Fabric Grade 5	Fabric Grade 6
Style	Description	Model #	Product Wt							
 SMLCA-08	4-Leg Base With Arms Casters Seat - Poly Back - Poly Armcaps - Poly	SMLCA-08	23	935						
	4-Leg Base With Arms Casters Seat - Upholstered Back - Poly Armcaps - Poly	SMLCA-06	23		1089	1164	1234	1307	1379	
	4-Leg Base With Arms Casters Seat - Upholstered Back - Upholstered Armcaps - Poly	SMLCA-03	23		1306	1378	1449	1522	1595	
	4-Leg Base With Arms Casters Seat - Poly Back - Wood Armcaps - Poly	SMLCA-13	23	1086						
	4-Leg Base With Arms Casters Seat - Upholstered Back - Wood Armcaps - Poly	SMLCA-18	23		1240	1312	1385	1458	1529	


COM Yardage
Refer to page 354.

Finish Options	Price	Frame Options	Code	Price	Custom Charges	Code	Price
Chrome	\$ 645	Casters - Dual Wheel Black Nylon			Powder Coat Alternative (per color)	OPA	call
Powder Coat - Standard	n/c	Hard Wheel (set of 4)					
Powder Coat - Premium	\$ 147	(caster chairs only)	CAS58	n/c			
		Leg Cover					
		(specify poly color)	BLC_	n/c			
		Accessories					
		Chair Trolley - SIMON					
		(for chair with glides only)	ACTSI	\$ 802			



Questions?

1.800.876.2120

		material > grade >	Poly Shell	Fabric Grade 2 or COM	Fabric Grade 3	Fabric Grade 4	Fabric Grade 5	Fabric Grade 6	
Style	Description	Model #	Product Wt						
 <p>Retractable Tablet Arm Right</p> <p><i>SMLG-07TBR Tablet material is 1/4" Black Thermofoil with a Black Thermofoil edge.</i></p>	4-Leg Base Tablet Arm Right Glides Seat - Poly Back - Poly	SMLG-07TBR	27	1117					
	4-Leg Base Tablet Arm Right Glides Seat - Upholstered Back - Poly	SMLG-04TBR	27		1272	1342	1416	1489	1562
	4-Leg Base Tablet Arm Right Glides Seat - Upholstered Back - Upholstered	SMLG-01TBR	27		1488	1559	1629	1703	1776
	4-Leg Base Tablet Arm Right Glides Seat - Poly Back - Wood	SMLG-09TBR	27	1269					
	4-Leg Base Tablet Arm Right Glides Seat - Upholstered Back - Wood	SMLG-10TBR	27		1422	1493	1566	1640	1712


COM Yardage
Refer to page 354.

To Order, Specify...

- 1 Model Number
- 2 Shell Color
- 3 Frame Color
- 4 Wood Finish
- 5 Upholstery Selection
- 6 Frame Options



Questions?
1.800.876.2120

Style	Description	Model #	Product Wt	material >	Poly Shell	Fabric	Fabric	Fabric	Fabric	Fabric
				grade >		Grade 2	Grade 3	Grade 4	Grade 5	Grade 6
						or COM				
 <p>Retractable Tablet Arm Right</p> <p><i>SMLC-07TBR</i> Tablet material is 1/4" Black Thermofoil with a Black Thermofoil edge.</p>	4-Leg Base Tablet Arm Right Casters Seat - Poly Back - Poly	SMLC-07TBR	27		1122					
	4-Leg Base Tablet Arm Right Casters Seat - Upholstered Back - Poly	SMLC-04TBR	27			1274	1347	1419	1491	1564
	4-Leg Base Tablet Arm Right Casters Seat - Upholstered Back - Upholstered	SMLC-01TBR	27			1490	1563	1633	1707	1779
	4-Leg Base Tablet Arm Right Casters Seat - Poly Back - Wood	SMLC-09TBR	27		1273					
	4-Leg Base Tablet Arm Right Casters Seat - Upholstered Back - Wood	SMLC-10TBR	27			1425	1495	1570	1643	1716


COM Yardage
Refer to page 354.

Finish Options	Price	Frame Options	Code	Price	Custom Charges	Code	Price
Chrome	\$ 645	Casters - Dual Wheel Black Nylon			Powder Coat Alternative (per color)	OPA	call
Powder Coat - Standard	n/c	Hard Wheel (set of 4)					
Powder Coat - Premium	\$ 147	(caster chairs only)	CAS58	n/c			
		Leg Cover					
		(specify poly color)	BLC_	n/c			
		Book Basket	BSM	\$ 185			
		Oversized Book Basket	BOSM	\$ 207			
		Accessories					
		Chair Trolley - SIMON					
		(for chair with glides only)	ACTSI	\$ 802			



Questions?

1.800.876.2120

		material > grade >	Poly Shell	Fabric Grade 2 or COM	Fabric Grade 3	Fabric Grade 4	Fabric Grade 5	Fabric Grade 6	
Style	Description	Model #	Product Wt						
 <p>Retractable Tablet Arm Left</p> <p><i>SMLG-07TBL Tablet material is 1/4" Black Thermofoil with a Black Thermofoil edge.</i></p>	4-Leg Base Tablet Arm Left Glides Seat - Poly Back - Poly	SMLG-07TBL	27	1117					
	4-Leg Base Tablet Arm Left Glides Seat - Upholstered Back - Poly	SMLG-04TBL	27		1272	1342	1416	1489	1562
	4-Leg Base Tablet Arm Left Glides Seat - Upholstered Back - Upholstered	SMLG-01TBL	27		1488	1559	1629	1703	1776
	4-Leg Base Tablet Arm Left Glides Seat - Poly Back - Wood	SMLG-09TBL	27	1269					
	4-Leg Base Tablet Arm Left Glides Seat - Upholstered Back - Wood	SMLG-10TBL	27		1422	1493	1566	1640	1712

COM Yardage
Refer to page 354.

To Order, Specify...

- 1 Model Number
- 2 Shell Color
- 3 Frame Color
- 4 Wood Finish
- 5 Upholstery Selection
- 6 Frame Options



Questions?
1.800.876.2120

Style	Description	Model #	Product Wt	material >	Poly Shell	Fabric	Fabric	Fabric	Fabric	Fabric
				grade >		Grade 2	Grade 3	Grade 4	Grade 5	Grade 6
						or COM				
<p>Retractable Tablet Arm Left</p> <p><i>SMLC-07TBL Tablet material is 3/4" Black Thermofoil with a Black Thermofoil edge.</i></p>	4-Leg Base Tablet Arm Left Casters Seat - Poly Back - Poly	SMLC-07TBL	27		1122					
	4-Leg Base Tablet Arm Left Casters Seat - Upholstered Back - Poly	SMLC-04TBL	27			1274	1347	1419	1491	1564
	4-Leg Base Tablet Arm Left Casters Seat - Upholstered Back - Upholstered	SMLC-01TBL	27			1490	1563	1633	1707	1779
	4-Leg Base Tablet Arm Left Casters Seat - Poly Back - Wood	SMLC-09TBL	27		1273					
	4-Leg Base Tablet Arm Left Casters Seat - Upholstered Back - Wood	SMLC-10TBL	27			1425	1495	1570	1643	1716


COM Yardage
Refer to page 354.

Finish Options	Price	Frame Options	Code	Price	Custom Charges	Code	Price
Chrome	\$ 645	Casters - Dual Wheel Black Nylon			Powder Coat Alternative (per color)	OPA	call
Powder Coat - Standard	n/c	Hard Wheel (set of 4)					
Powder Coat - Premium	\$ 147	(caster chairs only)	CAS58	n/c			
		Leg Cover					
		(specify poly color)	BLC_	n/c			
		Book Basket	BSM	\$ 185			
		Oversized Book Basket	BOSM	\$ 207			
		Accessories					
		Chair Trolley - SIMON					
		(for chair with glides only)	ACTSI	\$ 802			



Questions?

1.800.876.2120

		material > grade >	Poly Shell	Fabric Grade 2 or COM	Fabric Grade 3	Fabric Grade 4	Fabric Grade 5	Fabric Grade 6	
Style	Description	Model #	Product Wt						
 <p>Oversize Tablet Arm Right</p> <p><i>SMLG-07OTBR Tablet material is 5/8" Black Europly with an Ebony PVC edge.</i></p>	4-Leg Base Tablet Arm Right Glides Seat - Poly Back - Poly	SMLG-07OTBR	27	1163					
	4-Leg Base Tablet Arm Right Glides Seat - Upholstered Back - Poly	SMLG-04OTBR	27		1311	1383	1456	1526	1600
	4-Leg Base Tablet Arm Right Glides Seat - Upholstered Back - Upholstered	SMLG-01OTBR	27		1525	1598	1672	1745	1817
	4-Leg Base Tablet Arm Right Glides Seat - Poly Back - Wood	SMLG-09OTBR	27	1310					
	4-Leg Base Tablet Arm Right Glides Seat - Upholstered Back - Wood	SMLG-10OTBR	27		1464	1533	1609	1681	1753

COM Yardage
Refer to page 354.


To Order, Specify...

- 1 Model Number
- 2 Shell Color
- 3 Frame Color
- 4 Wood Finish
- 5 Upholstery Selection
- 6 Frame Options



Questions?

1.800.876.2120

Style	Description	Model #	Product Wt	material >	Poly Shell	Fabric	Fabric	Fabric	Fabric	Fabric	Fabric
				grade >		Grade 2 or COM	Grade 3	Grade 4	Grade 5	Grade 6	
Oversize Tablet Arm Right  <i>SMLC-070TBR Tablet material is %* Black Europly with an Ebony PVC edge.</i>	4-Leg Base Tablet Arm Right Casters Seat - Poly Back - Poly	SMLC-070TBR	27		1165						
	4-Leg Base Tablet Arm Right Casters Seat - Upholstered Back - Poly	SMLC-040TBR	27			1314	1385	1459	1529	1602	
	4-Leg Base Tablet Arm Right Casters Seat - Upholstered Back - Upholstered	SMLC-010TBR	27			1527	1601	1674	1749	1820	
	4-Leg Base Tablet Arm Right Casters Seat - Poly Back - Wood	SMLC-090TBR	27		1312						
	4-Leg Base Tablet Arm Right Casters Seat - Upholstered Back - Wood	SMLC-100TBR	27			1466	1537	1613	1683	1756	


COM Yardage
Refer to page 354.

Finish Options	Price	Frame Options	Code	Price	Custom Charges	Code	Price
Chrome	\$ 645	Casters - Dual Wheel Black Nylon			Powder Coat Alternative (per color)	OPA	call
Powder Coat - Standard	n/c	Hard Wheel (set of 4)					
Powder Coat - Premium	\$ 147	(caster chairs only)	CAS58	n/c			
		Leg Cover					
		(specify poly color)	BLC_	n/c			
		Book Basket	BSM	\$ 185			
		Oversized Book Basket	BOSM	\$ 207			
		Accessories					
		Chair Trolley - SIMON					
		(for chair with glides only)	ACTSI	\$ 802			



Questions?

1.800.876.2120

				material > grade >	Poly Shell	Fabric Grade 2 or COM	Fabric Grade 3	Fabric Grade 4	Fabric Grade 5	Fabric Grade 6
Style	Description	Model #	Product Wt							
 <p>Oversize Tablet Arm Left</p> <p><i>SMLG-07OTBL Tablet material is 5/8" Black Europly with an Ebony PVC edge.</i></p>	4-Leg Base Tablet Arm Left Glides Seat - Poly Back - Poly	SMLG-07OTBL	27	1163						
	4-Leg Base Tablet Arm Left Glides Seat - Upholstered Back - Poly	SMLG-04OTBL	27		1311	1383	1456	1526	1600	
	4-Leg Base Tablet Arm Left Glides Seat - Upholstered Back - Upholstered	SMLG-01OTBL	27		1525	1598	1672	1745	1817	
	4-Leg Base Tablet Arm Left Glides Seat - Poly Back - Wood	SMLG-09OTBL	27	1310						
	4-Leg Base Tablet Arm Left Glides Seat - Upholstered Back - Wood	SMLG-10OTBL	27		1464	1533	1609	1681	1753	

COM Yardage
Refer to page 354.


To Order, Specify...

- 1 Model Number
- 2 Shell Color
- 3 Frame Color
- 4 Wood Finish
- 5 Upholstery Selection
- 6 Frame Options



Questions?

1.800.876.2120

Style	Description	Model #	Product Wt	material > grade >	Poly Shell	Fabric Grade 2 or COM	Fabric Grade 3	Fabric Grade 4	Fabric Grade 5	Fabric Grade 6
 <p><i>SMLC-070TBL Tablet material is 1/4" Black Europly with an Ebony PVC edge.</i></p>	4-Leg Base Tablet Arm Left Casters Seat - Poly Back - Poly	SMLC-070TBL	27		1165					
	4-Leg Base Tablet Arm Left Casters Seat - Upholstered Back - Poly	SMLC-040TBL	27			1314	1385	1459	1529	1602
	4-Leg Base Tablet Arm Left Casters Seat - Upholstered Back - Upholstered	SMLC-010TBL	27			1527	1601	1674	1749	1820
	4-Leg Base Tablet Arm Left Casters Seat - Poly Back - Wood	SMLC-090TBL	27		1312					
	4-Leg Base Tablet Arm Left Casters Seat - Upholstered Back - Wood	SMLC-100TBL	27			1466	1537	1613	1683	1756

COM Yardage
Refer to page 354.

Finish Options	Price	Frame Options	Code	Price	Custom Charges	Code	Price
Chrome	\$ 645	Casters - Dual Wheel Black Nylon			Powder Coat Alternative (per color)	OPA	call
Powder Coat - Standard	n/c	Hard Wheel (set of 4) (caster chairs only)	CAS58	n/c			
Powder Coat - Premium	\$ 147	Leg Cover (specify poly color)	BLC_	n/c			
		Book Basket	BSM	\$ 185			
		Oversized Book Basket	BOSM	\$ 207			
		Accessories					
		Chair Trolley - SIMON (for chair with glides only)	ACTSI	\$ 802			


Stool - 24"
Armless



VERSTEEL

Questions?

1.800.876.2120

				material > grade >	Poly Shell	Fabric Grade 2 or COM	Fabric Grade 3	Fabric Grade 4	Fabric Grade 5	Fabric Grade 6
Style	Description	Model #	Product Wt							
 SMLG-07S24	4-Leg Base Without Arms Glides Seat - Poly Back - Poly	SMLG-07S24	22	923						
	4-Leg Base Without Arms Glides Seat - Upholstered Back - Poly	SMLG-04S24	22		1079	1149	1221	1296	1369	
	4-Leg Base Without Arms Glides Seat - Upholstered Back - Upholstered	SMLG-01S24	22		1293	1366	1439	1513	1581	
	4-Leg Base Without Arms Glides Seat - Poly Back - Wood	SMLG-09S24	22	1078						
	4-Leg Base Without Arms Glides Seat - Upholstered Back - Wood	SMLG-10S24	22		1231	1303	1375	1446	1519	

33"- 38" table heights
are recommended for
use with 24" stool

COM Yardage
Refer to page 354.


To Order, Specify...

- 1 Model Number
- 2 Shell Color
- 3 Frame Color
- 4 Wood Finish
- 5 Upholstery Selection
- 6 Frame Options



Questions?

1.800.876.2120

				material > grade >	Poly Shell	Fabric Grade 2 or COM	Fabric Grade 3	Fabric Grade 4	Fabric Grade 5	Fabric Grade 6
Style	Description	Model #	Product Wt							
 SMLGA-08S24	4-Leg Base With Arms Glides Seat - Poly Back - Poly Armcaps - Poly	SMLGA-08S24	25	1010						
	4-Leg Base With Arms Glides Seat - Upholstered Back - Poly Armcaps - Poly	SMLGA-06S24	25		1166	1238	1310	1382	1455	
	4-Leg Base With Arms Glides Seat - Upholstered Back - Upholstered Armcaps - Poly	SMLGA-03S24	25		1380	1452	1525	1598	1671	
	4-Leg Base With Arms Glides Seat - Poly Back - Wood Armcaps - Poly	SMLGA-13S24	25	1163						
	4-Leg Base With Arms Glides Seat - Upholstered Back - Wood Armcaps - Poly	SMLGA-18S24	25		1312	1385	1458	1529	1602	

33"- 38" table heights
are recommended for
use with 24" stool

COM Yardage
Refer to page 354.

Finish Options	Price	Frame Options	Code	Price	Custom Charges	Code	Price
Chrome	\$ 645	Leg Cover			Powder Coat Alternative (per color)	OPA	call
Powder Coat - Standard	n/c	(specify poly color)	BLC_	n/c			
Powder Coat - Premium	\$ 147						

Stool - 29"
Armless



VERSTEEL

Questions?

1.800.876.2120

		material > grade >	Poly Shell	Fabric Grade 2 or COM	Fabric Grade 3	Fabric Grade 4	Fabric Grade 5	Fabric Grade 6	
Style	Description	Model #	Product Wt						
 SMLG-10S29	4-Leg Base Without Arms Glides Seat - Poly Back - Poly	SMLG-07S29	23	923					
	4-Leg Base Without Arms Glides Seat - Upholstered Back - Poly	SMLG-04S29	23		1079	1149	1221	1296	1369
	4-Leg Base Without Arms Glides Seat - Upholstered Back - Upholstered	SMLG-01S29	23		1293	1366	1439	1513	1581
	4-Leg Base Without Arms Glides Seat - Poly Back - Wood	SMLG-09S29	23	1078					
	4-Leg Base Without Arms Glides Seat - Upholstered Back - Wood	SMLG-10S29	23		1231	1303	1375	1446	1519

38" - 42" table heights
are recommended for
use with 29" stool

COM Yardage
Refer to page 354.

To Order, Specify...

- 1 Model Number
- 2 Shell Color
- 3 Frame Color
- 4 Wood Finish
- 5 Upholstery Selection
- 6 Frame Options



Questions?

1.800.876.2120

		material > grade >	Poly Shell	Fabric Grade 2 or COM	Fabric Grade 3	Fabric Grade 4	Fabric Grade 5	Fabric Grade 6	
Style	Description	Model #	Product Wt						
 SMLGA-18S29	4-Leg Base With Arms Glides Seat - Poly Back - Poly Armcaps - Poly	SMLGA-08S29	26	1010					
	4-Leg Base With Arms Glides Seat - Upholstered Back - Poly Armcaps - Poly	SMLGA-06S29	26		1166	1238	1310	1382	1455
	4-Leg Base With Arms Glides Seat - Upholstered Back - Upholstered Armcaps - Poly	SMLGA-03S29	26		1380	1452	1525	1598	1671
	4-Leg Base With Arms Glides Seat - Poly Back - Wood Armcaps - Poly	SMLGA-13S29	26	1163					
	4-Leg Base With Arms Glides Seat - Upholstered Back - Wood Armcaps - Poly	SMLGA-18S29	26		1312	1385	1458	1529	1602

38"- 42" table heights
are recommended for
use with 29" stool

COM Yardage
Refer to page 354.

Finish Options	Price	Frame Options	Code	Price	Custom Charges	Code	Price
Chrome	\$ 645	Leg Cover			Powder Coat Alternative (per color)	OPA	call
Powder Coat - Standard	n/c	(specify poly color)	BLC_	n/c			
Powder Coat - Premium	\$ 147						

**Socius Patient Chair
High Back****Chair Dimensions**

Overall height: 38 $\frac{5}{8}$ "
 Overall width w/ armcaps: 23"
 Overall width w/o armcaps: 22 $\frac{3}{4}$ "
 Overall depth: 27"
 Seat height: 20"
 Seat width: 19 $\frac{3}{4}$ "
 Seat depth: 18"
 Arm height w/ armcaps: 26 $\frac{5}{8}$ "
 Arm height w/o armcaps: 26 $\frac{1}{2}$ "
 Actual weight: 31 lbs.

**Socius Patient Chair
Mid Back****Chair Dimensions**

Overall height: 32 $\frac{1}{4}$ "
 Overall width w/ armcaps: 23"
 Overall width w/o armcaps: 22 $\frac{3}{4}$ "
 Overall depth: 27"
 Seat height: 20"
 Seat width: 19 $\frac{3}{4}$ "
 Seat depth: 18"
 Arm height w/ armcaps: 26 $\frac{5}{8}$ "
 Arm height w/o armcaps: 26 $\frac{1}{2}$ "
 Actual weight: 30 lbs.

**Key Description**

- 1** base frame, $\frac{3}{4}$ " x 1 $\frac{1}{2}$ " o.d. 16 gauge rectangular steel tube, fully welded construction
- 2** upholstered seat, 2" MDF with elastic webbing and 1 $\frac{3}{4}$ " thick foam
- 3** upholstered back, $\frac{3}{4}$ " plywood construction with elastic webbing and 1 $\frac{1}{4}$ " thick foam

Key Description

- 4** glide, black, high-density polyethylene
- 5** armcap, polypropylene base with urethane overmold

VERSTEEL

**Socius Patient Chair - Bariatric
Mid Back****Chair Dimensions**

Overall height: 32 ¼"

Overall width w/ armcaps: 46"

Overall width w/o armcaps: 45 ½"

Overall depth: 27 ¼"

Seat height: 20"

Seat width: 42 ½"

Seat depth: 18"

Arm height w/ armcaps: 26 ⅝"

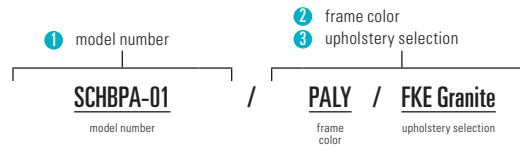
Arm height w/o armcaps: 26 ½"

Actual weight: 63 lbs.



To Order, Specify...

- 1 Model Number
- 2 Frame Color
- 3 Upholstery Selection



A **SCHBPA-01** is a Socius series, high back patient chair with a 4-leg base and an upholstered seat and back.

The codes **PALY / FKE Granite** specify an Alloy frame and Grade 3 Keynote Granite upholstery.

Chair Model SCHBPA-01



Sample Order Form

Quantity	Model # & Description	List Each	Extended List
12	SCHBPA-01 / PALY / FKE Granite Socius series, 4-leg high back patient chair with arms, upholstered seat and back / Alloy frame / Keynote Granite upholstery.	\$ 1,301	\$15,612

Orders may be sent via:

MAILING ADDRESS

Versteel
2332 Cathy Lane
Jasper, IN 47546

CONTACT VERSTEEL

EMAIL contact@versteel.com
TELEPHONE 800 876 2120
812 634 2120
FACSIMILE 812 482 9318

Studio Steel®

Versteel’s “urban fabrication” process leaves the telltale signs of welding and assembly on the surface, highlighting a manufacturing aesthetic. Choosing a clear or transparent powder coat is recommended, allowing tonal striations (created as a result of extreme heat), natural textures, and the inherent qualities of raw steel to show through.

Studio Steel Process. \$147 per chair

Powder Coat Finishes

All powder coat finishes in the Versteel offering have been formulated with the use of epoxy, polyester or epoxy and polyester blends to maximize the finish durability.

Powder Coat - Standard n/c
 Powder Coat - Premium \$147 per chair

Socius Powder Coat Colors

Alloy PALY	Mint PMNT
Amethyst PAME	Navy PNAV
Anthracite PANT	Nimbus PNIM
Black Anodized PBLA	Nutmeg PNUT
Bronze PBRO	Obsidian POBS
Calypso PCAL	Pacific PPAC
Carbon PCAR	Pearl PPEA
Champagne PCHA	Pebble PPEB
Coconut PCOC	Platinum PPLA
⚡ Copper PCOP	Poppy PPOP
Crimson PCRI	⚡ Raven PRAV
⚡ Crystal PCRY	Royal PROY
Daffodil PDAF	⚡ Satin PSAT
Ebony PEBO	Seaside PSEA
Forest PFOR	Shipyards PSHI
Fossil PFOS	Silver PSIL
⚡ Garnet PGAR	Snow PSNO
⚡ Gold PGOL	Stone PSTO
Graphite PGRA	Storm PSTM
Ⓢ Hope PHOP	Terra Cotta PTEC
Kelly Green PKEG	Whisper PWHI
⚡ Matte PMAT	White Linen PWHL
Mica PMIC	Powder Coat Alternative OPA

Transparent Powder Coats (indicated by ⚡)

Please note that the transparent characteristics of these powders allow all natural welds and textures inherent to raw steel to be visible.

Premium Powder Coats (indicated by Ⓢ)

Versteel’s premium process uses specially formulated powder coats for a truly unique color palette.

Powder Coat Alternatives

You must forward a color sample or an RAL number for each alternate powder coat color with order placement. Call Versteel Customer Service for pricing and availability.

Chrome

Versteel applies a deep luster nickel chrome plated finish. Chrome is the most durable finish available.

Chrome. [ECHR](#)

For Chrome, an upcharge applies (see product price list for upcharge).

Nickel

Versteel applies a nickel plated finish with a clear coat applied for durability.

Nickel [ENKL](#)

For Nickel, an upcharge applies (see product price list for upcharge).

Standard Versteel Upholstery

Versteel offers a wide range of materials from fabrics in a variety of colors and textures, to vinyls for soil resistance. Please refer to Versteel’s fabric cards or the “Materials and Finishes” section of our website for reference information. versteel.com

Socius Urethane Armcap Color

Ebony [UEBO](#)

Socius Urethane Armcaps

Socius armcaps are molded with soft polyurethane. The materials provide a comfortable, supportive seating surface throughout the movement of the chair.

Versteel Seating COM Standard Yardage Requirements









COM yardage requirements are calculated for chairs and stools based on a material width of 54" and a repeat of 2" or less. For material less than 54" wide, contact Versteel for yardage requirements. Use the chart below as a guide to calculate your COM yardage. For quantities greater than 200 chairs or stools, contact Versteel Customer Service for calculation of COM yardage by chair model.

Quantity of Chairs	1	2	3	4	5	6	7	8	9	10	11	12	13	14	15
Chela (with or without arms)															
Upholstered Seat & Back	1.5	2.5	2.5	3.5	3.5	4.5	4.5	5.5	6.0	6.5	7.5	7.5	8.5	8.5	9.5
Upholstered Seat Only	1.0	1.5	1.5	2.0	2.0	2.5	2.5	3.5	4.0	4.0	4.5	4.5	5.0	5.0	6.0
Upholstered Back Only	0.5	1.0	1.3	1.3	1.8	2.0	2.0	2.5	2.5	3.0	3.0	3.5	3.5	4.0	4.0
Companion and Kompis Radius & Flared Back (with or without arms) <i>Yardage includes upholstered armcaps if specified.</i>															
Upholstered Seat & Back	1.5	2.5	3.5	4.5	5.0	6.0	6.5	7.5	9.0	9.5	11.0	11.0	13.0	13.0	14.5
Upholstered Seat Armless	1.0	1.5	1.5	2.5	2.5	3.0	3.0	4.0	4.5	4.5	5.0	5.0	6.0	6.0	6.5
Upholstered Seat with Arms	1.0	1.5	1.5	2.5	2.5	3.0	3.0	4.0	4.5	4.5	5.0	5.0	6.0	6.0	6.5
Upholstered Back Only	1.0	2.0	2.0	2.5	3.5	4.0	4.5	5.0	5.5	6.0	6.5	7.0	7.5	8.0	8.5
Companion and Kompis X Radius & Flared Back <i>Yardage includes upholstered armcaps.</i>															
Upholstered Seat, Back & Armcaps	2.5	5.0	7.0	9.0	11.0	13.5	15.5	17.0	19.0	21.5	23.0	24.5	26.5	28.5	30.5
Ollie Round (fully upholstered)															
Lid & Bottom (same fabric)	1.3	3.0	3.8	5.0	6.0	6.3	7.0	8.3	8.5	10.0	10.5	12.0	13.0	14.0	14.5
Lid (Fabric 01)	0.8	1.3	1.5	2.5	3.0	3.0	3.5	4.5	5.0	5.0	5.0	6.0	6.5	7.0	7.0
Bottom (Fabric 02)	1.3	1.8	2.5	3.0	4.0	4.5	5.0	5.8	6.3	6.8	8.0	8.5	9.0	9.5	10.5
Ollie Square (fully upholstered)															
Lid & Bottom (same fabric)	2.0	3.5	4.8	6.0	7.0	8.3	9.5	10.0	11.3	13.0	13.8	15.0	16.3	17.5	18.8
Lid (Fabric 01)	0.8	1.3	1.5	2.5	3.0	3.0	3.5	4.5	5.0	5.0	5.0	6.0	6.5	7.0	7.0
Bottom (Fabric 02)	1.8	3.0	3.5	4.5	6.3	6.8	8.0	8.5	9.5	11.3	11.8	13.0	13.5	14.5	16.3
Quanta															
Upholstered Seat Only	1.0	1.5	1.5	2.0	2.5	2.5	3.5	3.5	4.0	4.0	4.5	4.5	5.0	5.5	5.5
Upholstered Seat & Back	1.5	2.5	3.0	4.0	4.5	5.0	6.0	6.5	6.5	7.0	8.0	8.5	9.0	10.0	11.0
Gullwing-Upholstered Seat Only	1.5	2.5	4.0	5.0	6.0	7.0	8.5	9.5	11.0	12.0	14.5	15.5	17.0	18.0	19.5
Gullwing-Upholstered Seat & Back	2.0	3.5	4.5	6.0	7.0	8.5	9.5	11.0	12.0	13.0	14.5	15.5	17.0	18.0	20.0
Quanta Max															
Upholstered Seat Only	1.0	1.5	1.5	2.0	2.5	2.5	3.5	3.5	4.0	4.0	4.5	4.5	5.0	5.5	5.5
Sate															
Upholstered Seat Only	1.0	1.5	1.5	2.0	2.5	2.5	3.5	3.5	4.0	4.0	4.5	4.5	5.0	5.5	5.5
SIMON (with or without arms)															
Upholstered Seat & Back	1.5	2.5	3.0	4.0	5.0	5.5	6.5	7.5	8.0	9.0	9.5	10.5	11.0	12.0	13.0
Upholstered Seat Only	1.0	1.5	1.5	2.5	3.0	3.0	3.5	4.5	5.0	5.0	5.0	6.0	6.5	7.0	7.0
Upholstered Back Only	1.0	2.0	2.0	2.5	3.5	4.0	4.5	5.0	5.5	6.0	6.5	7.0	7.5	8.0	8.5
Socius															
Patient Mid Back	2.5	4.0	5.5	7.0	8.0	10.0	11.5	13.0	15.0	16.5	17.5	18.5	19.5	21.5	23.5
Patient High Back	3.0	4.0	6.0	8.0	9.0	11.0	12.0	14.0	17.0	18.0	19.5	20.5	22.5	24.0	26.5
Bariatric Mid Back	5.0	8.0	10.0	13.0	15.0	18.0	20.0	23.0	25.0	28.0	—	—	—	—	—
Zuri															
Upholstered Seat & Back (One Piece)	2.0	3.0	4.0	5.0	6.0	7.0	8.0	9.5	10.5	11.5	—	—	—	—	—
Upholstered Seat Pad	1.0	1.5	1.5	2.0	2.0	2.5	2.5	3.0	3.0	3.5	3.5	4.5	4.5	5.0	5.0
Low Back	1.5	2.5	2.5	3.5	3.5	4.5	4.5	6.0	6.0	7.0	—	—	—	—	—



Questions?

1.800.876.2120

				material > grade >	Fabric Grade 2 or COM	Fabric Grade 3	Fabric Grade 4	Fabric Grade 5	Fabric Grade 6
Style	Description	Model #	Product Wt						
 <i>SCHBPA-01</i>	4-Leg Base High Back With Arms Seat - Upholstered Back - Upholstered Armcaps - None	SCHBPA-01	31	1207	1301	1394	1490	1584	
									
 <i>SCHBPA-01</i>	4-Leg Base High Back With Arms Seat - Upholstered Back - Upholstered Armcaps - Urethane	SCHBPA-09	31	1235	1331	1423	1519	1613	
									
 <i>SCMBPA-01</i>	4-Leg Base Mid Back With Arms Seat - Upholstered Back - Upholstered Armcaps - None	SCMBPA-01	30	1120	1207	1295	1380	1467	
									
 <i>SCMBPA-01</i>	4-Leg Base Mid Back With Arms Seat - Upholstered Back - Upholstered Armcaps - Urethane	SCMBPA-09	30	1148	1235	1322	1409	1495	
									

Socius chairs come standard with clean-out cushions.

COM Yardage
Refer to page 376.

To Order, Specify...

- 1 Model Number
- 2 Frame Color
- 3 Upholstery Selection



[Questions?](#)
1.800.876.2120

				material > grade >	Fabric Grade 2 or COM	Fabric Grade 3	Fabric Grade 4	Fabric Grade 5	Fabric Grade 6
Style	Description	Model #	Product Wt						
 <i>SCMBPA-01X42</i>	Arm 4-Leg Base, 42" w With Arms Seat - Upholstered Back - Upholstered Armcaps - None	SCMBPA-01X42	63	1627	1793	1961	2127	2293	
	4-Leg Base, 42" w With Arms Seat - Upholstered Back - Upholstered Armcaps - Urethane	SCMBPA-09X42	63	1656	1822	1988	2156	2322	

Socius chairs come standard with clean-out cushions.

COM Yardage
Refer to page 376.

Finish Options	Price
Chrome	\$ 293
Nickel	\$ 348
Powder Coat - Standard	n/c
Powder Coat - Premium	\$ 147

Custom Charges	Code	Price
Powder Coat Alternative (per color)	OPA	call

Prices

All prices are list price, effective with date printed on cover, and supersedes all other published price lists. Orders within the 48 contiguous United States will be assessed a freight charge based on a percentage of the total net price, or a flat rate of \$250*, whichever is greater. A minimum charge of \$300* will apply to all shipments to Canada. Fees will be calculated using the zone map located on page 427. Normal delivery is on a dock-to-dock basis. Additional charges may apply on special requests noted on the customer's purchase order such as inside delivery, "call before," etc. Versteel reserves the right to change prices, shipping fees, or specifications without prior notice. Orders are accepted subject to price prevailing at time of shipment.

Acknowledgement

Orders are accepted, manufactured, and invoiced in accordance with the acknowledgement. Notify Versteel immediately of any discrepancies. Acknowledged orders may not be cancelled or modified without written consent from Versteel.

Orders

All orders must be received in writing, accompanied by final material and finish specifications for order entry.

CONTACT VERSTEEL

EMAIL contact@versteel.com
TELEPHONE 800 876 2120
812 634 2120
FACSIMILE 812 482 9318

MAILING ADDRESS

Versteel
2332 Cathy Lane
Jasper, IN 47546

Faxed orders are accepted. Duplicate orders that are received by mail (after having been faxed) and not marked "Confirmation" are the responsibility of the customer.

Telephone orders must be confirmed in writing within 24 hours, marked "Confirmation." Duplicate orders not marked "Confirmation" are the responsibility of the customer.

Credit

You are requested to enclose one bank reference and three trade references with your initial order.

Credit Cards

Versteel accepts Mastercard, Visa & AMEX credit card payment for invoiced sales. Credit card information must be presented along with the Sales Order (with a signed Credit Card Authorization Form attached). There is no cash discount extended to credit card orders. Credit cards will be charged at time of shipment. A 2.5% processing fee will be applied for all credit card purchases. Processing fee will not be applied to GSA or contract orders. Versteel will not accept credit cards for payment of account balances.

Changes or Cancellation

Any change or cancellation to an order must be submitted in writing and confirmed by Versteel Customer Service before the change or cancellation is effective. Due to short lead times, any change or cancellation may result in charges if materials have entered the production process.

Packaging

Versteel has no crate or packaging charge on standard products. All items are packaged to ensure delivery in excellent condition under normal handling by freight personnel. Versteel reserves the right to bulk pack or skid load tops in large quantities.

Shipping

Normal delivery is on a dock-to-dock basis, F.O.B. Versteel's factory in Jasper, Indiana. Special requests such as inside delivery, "call before," etc. should be noted on the customer's purchase order and are subject to additional charges. See freight program on page 427 for shipping charges.

The Maker Project tables ship disassembled.

Orders shipping outside of the contiguous 48 United States will have shipping quoted as a separate item.

FOB ORIGIN, FREIGHT PREPAID

Versteel
2332 Cathy Lane
Jasper, IN 47546

Shipping Damage Claims or Shortages

Legal title of merchandise passes to the buyer upon acceptance of the carrier. All cartons must be carefully inspected upon delivery. Visibly damaged product should not be accepted from the carrier until the damage is noted on delivery receipt. Versteel will not accept responsibility if the delivery receipt is signed as "clear". Retain any damaged goods and take photos for claim filing purposes. Details of visible damage should be noted on the delivery receipt. Shortages must be noted on the bill of lading prior to accepting the shipment.

Concealed Damage

If concealed damage is discovered, the receiver must notify the freight carrier within 5 business days from receipt of the product(s). For claim consideration the receiver must request an inspection of the damaged goods by the carrier. All damaged product and packaging should be retained and photos taken for claim filing use. Inspections must occur at the original delivery point to be considered for claim submittal. Reports of concealed damage after five business days will not be considered.

Partial Shipments

Versteel makes every attempt to ship orders complete and on schedule. However, we reserve the right to make partial shipments as product is ready, in an effort to get your order to you as quickly as possible. Invoices covering these shipments are to be paid as they become due.

Returns

No return merchandise will be accepted without Versteel's written consent and shipping instructions. Unauthorized returns will not be accepted.

Terms

Terms are 1%, 10 days, net 30 days from date of invoice.

Force Majeure

Versteel shall be excused from the duty to render timely performance of any obligation hereunder if such inability to perform is caused directly or indirectly by act of God, flood, war, riot, fire, accident, explosion, strikes or labor trouble, act of government, delay or default by a subcontractor or supplier of materials or services, transportation difficulty or delay, the existence of any circumstance making performance commercially impracticable or any other cause beyond Versteel's reasonable control. Buyer's obligation to make any payment due and owing to Versteel shall not be excused for any reason whatsoever.

Oversized Shipping Fee

Orders received for items or tops greater than 94" in length will receive a \$200★ net oversized shipping fee per order. Fee not applied to orders with multi-piece tops where each section is less than 94" in length.

Warranty

All table and seating products manufactured by Versteel are guaranteed by a Lifetime Warranty against defects in materials and workmanship from the date of purchase. Products manufactured/adapted for use in a Pavilion or Pop-Up setting are covered under a three (3) year warranty against defects in materials and workmanship from date of purchase.

Electrical items manufactured by Versteel are guaranteed against defect for a period of five (5) years from date of purchase.

Electrical items not manufactured by Versteel are covered by the manufacturers under their specified warranty.

Consumables such as gas cylinders, casters and glides are covered for a period of one (1) year. Adjustable height bases with crank and counterbalanced components, are covered under a two (2) year warranty. Versteel will not cover labor costs associated with replacing the casters or glides.

Wood veneer is warranted for a period of ten (10) years. Natural variations in grain, color or texture of wood should not be construed as defects under this warranty.

Versteel will replace or repair (at our discretion) without cost to our customers any item manufactured by Versteel found to be defective as a result of defective material or workmanship and is still owned by the original purchaser. We will not, however, repair any item which is not properly installed, abused or subject to any use other than that which was originally intended. Warranty does not cover normal wear and tear of the product, which is expected over the course of ownership. Any repairs by the customer must receive specific written authorization from Versteel before being executed on location to receive proper reimbursement for associated costs. In no event shall liability under this warranty exceed the original purchase price.

Pavilion and Pop-Up products must be covered and out of direct sunlight. Use location must be a minimum of 100 miles from saltwater.

Warranty on plastic laminates, Corian®, KrystalCast® and upholstery is not covered by Versteel but is covered by laminate, Corian®, KrystalCast® and textile manufacturers under their specified warranty only. All foams, fabrics and vinyls are prone to stretch and loosen over time through normal use. This natural effect, called puddling, is covered for a period of one (1) year from the date of purchase.

There are no other warranties expressed or implied.

Objective

It is the objective of Versteel to adhere to Federal, State and local laws and codes, ordinances and regulations as may be applicable to control environmental risks, prevent harm to the public health and welfare, and to preserve our natural resources. Versteel acknowledges the necessity of commitment and hereby commits its resources of all levels of its management and all employees of the company to accomplish this objective.

Policy Statement

Each Versteel facility has the responsibility to:

Develop environmental policies which implement regulatory compliance requirements and provide management guidance and support with applicable environmental laws.

Train and motivate personnel to work in an environmentally acceptable manner and to understand and comply with government regulations within the scope of Versteel operations.

Communicate the importance of personal responsibility protection to all employees through formal training. Each employee will be aware of the environmental regulations applicable to their job functions, including limitations and functional restrictions of permits, spill control, emergency response actions, proper waste handling procedures, etc.

Communicate and continually assess relevant environmental developments on operations of the facilities and personnel.

Require sub-contractors or contractors (third parties working for, with, or on behalf of Versteel) to follow Versteel's environmental procedures while working within their facilities.

Make responsible personnel available at all times to carry out environmental procedures, especially under emergency situations.

Apply sound management practices and operating procedures.

Implement appropriate control technologies and process guidelines for preventive and corrective maintenance systems to minimize actual and potential environmental harm and exposures.

Communicate effectively with government and the public regarding serious environmental incidents should they ever occur.

Minimize the generation, emission or discharge of waste, and harmful or regulated substances and pollutants from operations to the extent most practical with laws and regulations. Ensure proper disposal of all waste.

Substitute materials or processes to allow the use of less hazardous substances where feasible.

Secure and maintain all environmental permits required for operation. Maintain up-to-date files of all environmental reporting requirements and make this information available for easy access at each operating facility.

Evaluate the causes behind any serious environmental incidents and establish procedures to avoid recurrence.

There is a sincere effort at Versteel to maintain our responsibility to the environment and to our employees. We are mindful of the effectiveness and improvements required to ensure environmentally safe conditions and to preserve our natural resources.

We pride ourselves on exceeding the standards set forth by federal, state and local codes.

Our electroplating plant consistently earns local annual environmental awards, and all of our products have met the requirements for Intertek Green Leaf VOC/VOC+ certification.



At Versteel, we feel it is our responsibility as a manufacturer to build products in a manner that promotes a safe and healthy environment for everyone. We maintain detailed information regarding the environmental impact of all Versteel products. If you have questions regarding our environmental policy or would like more information, please contact Versteel Customer Service at 800.876.2120.

Care of Wood

Clean all surfaces frequently with water-dampened soft cloth, moving the cloth with the grain direction. Quickly buff dry. Immediately remove any liquids that come in contact with wood surfaces using a blotting action to absorb liquid. Lift objects to move them. Never pull them across the finished surface.

Avoid exposing furniture to extreme heat and cold or to wide humidity variances. Avoid exposing furniture to strong sunlight. Do not use soaps, commercial cleaners or harsh solvents (nail polish remover, acetates, etc.) as they will cause finish deterioration.

Care of Powder Coat

Clean with a mild soap solution and rinse with clean, clear water. Wipe the entire surface and follow with a clean, dry cloth to buff dry.

Maker Utility Stool Construction + Finish

Seats are 1" thick Birch plywood with a Clear Gloss finish. The Alternate Wood Finishes are available with a \$69.00 list upcharge. ABS knock in glides. Stools are available in 18", 24" and 29" fixed and adjustable heights. The adjustable height stools have a maximum height adjustment of 1 ½".

Maker Utility & Maker A Bench Construction

The Maker Project Utility and Maker A Maple butcher block benches are 1 ¾" thick, constructed with kiln-dried, uniform-width staves face-glued in a continuous length pattern. The seat height for the bench is 18". Upholstered seat cushions may be ordered for the Maker Utility bench. If desired the Maker A bench may be specified with a fully upholstered seat.

Maker Chair & Stool Construction

The Maker Project Maple butcher block chair and stool seat and back are 1" thick, constructed with kiln-dried, uniform-width staves face-glued in a continuous length pattern. The ¾" square tube frame has ABS knock in glides. The seat height for the chair is 18" with two stool seat heights of 24" and 29".

Finish & Sheen*

Bench can be specified in either a Clear Matte (MCL2) or Clear Gloss (MCL3) finish.

Alternate wood finishes are available on the Maple butcher block bench. An upcharge of \$552 list will apply when an alternate wood finish is specified.

The Maple butcher block chair and stool seats and backs are standard with a Clear Gloss finish. Clear Matte (MCL2) or an alternate wood finish is available, add \$157 list upcharge when specified.

Alternate Wood Finishes*

Beach	WBEA
Blossom Cherry	WBLC
Brighton Walnut	WBRW
Caramel Maple	WCMM
Chestnut	WCHE
Cordovan Cherry	WCNC
Drift	WDRI
Espresso Walnut	WESW
Fawn	WFAW
Fog	WFOG
Forest	WFOR
Golden Cherry	WGNC
Java Cherry	WJAC
Millwork Cherry	WMWC
Pebble	WPEB
Seaside	WSEA
Solar Maple	WSLM
Sugar Maple	WSUM
Terra Cotta	WTEC
Whisper	WWHI
Stain Finish Match	OSM

*Finishes will vary from standard Versteel product when applied to butcher block.

Stain Finish Match

You must forward two 4" x 4" samples for each custom stain finish color match with order placement.

Upcharge of \$894 list will apply for each stain color match.

NOTE STAIN FINISH MATCH COLOR APPROVAL MAY AFFECT STANDARD PRODUCTION SCHEDULES

Metal Processing

Studio Steel® is Versteel's "urban fabrication" process which leaves the telltale signs of welding and assembly on the surface, highlighting a manufacturing aesthetic. Choosing a clear or transparent powder coat is recommended, allowing tonal striations (created as a result of extreme heat), natural textures, and the inherent qualities of raw steel to show through.

Powder Coat Finishes

All powder coat finishes in the Versteel offering have been formulated with the use of epoxy, polyester or epoxy and polyester blends to maximize the finish durability.

Powder Coat Finish Options

- Powder Coat - Standard n/c
- Powder Coat - Premium \$147

Powder Coat Colors

- | | |
|---|---|
| Alloy PALLY | Mint PMNT |
| Amethyst PAME | Navy PNAV |
| Anthracite PANT | Nimbus PNIM |
| Black Anodized . . PBLA | Nutmeg PNUT |
| Bronze PBRO | ◆ Obsidian POBS |
| Calypso PCAL | ◆ Pacific PPAC |
| Carbon PCAR | Pearl PPEA |
| Champagne PCHA | Pebble PPEB |
| Coconut PCOC | Poppy PPOP |
| ◆ Copper PCOP | ◆ Raven PRAV |
| Crimson PCRI | Royal PROY |
| ◆ Crystal PCRY | ◆ Satin PSAT |
| Daffodil PDAF | Seaside PSEA |
| Ebony PEBO | Shipyards PSHI |
| Forest PFOR | Silver PSIL |
| Fossil PFOS | Snow PSNO |
| ◆ Garnet PGAR | Stone PSTO |
| ◆ Gold PGOL | Storm PSTM |
| Graphite PGRA | Terra Cotta PTEC |
| ☉ Hope PHOP | Whisper PWHI |
| Kelly Green PKEG | White Linen PWHL |
| ◆ Matte PMAT | Powder Coat Alternative OPA |
| Mica PMIC | |

Transparent Powder Coats (indicated by ◆)

Please note that the transparent characteristics of these powders allow all natural welds and textures inherent to raw steel to be visible.

Premium Powder Coats (indicated by ☉)

Versteel's premium process uses specially formulated powder coats for a truly unique color palette.

Powder Coat Alternatives

You must forward a color sample or an RAL number for each alternate powder coat color with order placement. Call Versteel Customer Service for pricing and availability.



Questions?

1.800.876.2120

Finish Options

	Code	Price
Powder Coat - Standard	n/c	
Powder Coat - Premium	\$	147
Clear Gloss Wood Finish - Standard	n/c	
Alternate Wood Finish	\$	69

≡QS = Quickship Program Product

Style	Description	Model #	Product Wt	Price	The Maker Project
Stool (Static Seat)					
18" Seat Height			≡QS		
	Seat - Wood	MKL-67S18	21	462	
24" Seat Height			≡QS		
	Seat - Wood	MKL-67S24	25	478	
29" Seat Height			≡QS		
	Seat - Wood	MKL-67S29	26	482	
Stool (Adjustable/ Swivel Seat)					
18" Seat Height			≡QS		
	Seat - Wood	MKL-67AS18	25	630	
24" Seat Height			≡QS		
	Seat - Wood	MKL-67AS24	29	645	
29" Seat Height			≡QS		
	Seat - Wood	MKL-67AS29	30	651	

VERSTEEL

†Revised 5/15/22





Questions?

1.800.876.2120

Finish Options

Code Price

Powder Coat - Standard.....	n/c
Powder Coat - Premium.....	\$ 147
Clear Gloss Wood Finish - Standard.....	n/c
Clear Matte† or Alternate Wood Finish.....	\$ 157

Style	Description	Model #	Product Wt	Price	The Maker Project	
Chair						
18" Seat Height						
	Sled Base Without Arms Seat - Wood Back - Wood	MKS-07	21	771†		
Stool						
24" Seat Height						
	Sled Base Without Arms Seat - Wood Back - Wood	MKS-07S24	23	810†		
29" Seat Height						
	Sled Base Without Arms Seat - Wood Back - Wood	MKS-07S29	25	824†		




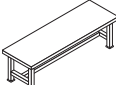
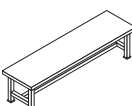

Questions?

1.800.876.2120

Finish Options

Powder Coat - Standard.....	n/c
Powder Coat - Premium	\$ 147
Clear Matte or Clear Gloss Wood Finish - Standard ..	n/c
Alternate Wood Finish	\$ 552

Code Price

Style	Description	Model #	Wt	material > grade >					
				Wood	Fabric Grade 2 or COM	Fabric Grade 3	Fabric Grade 4	Fabric Grade 5	Fabric Grade 6
Maker Bench									
20 x 48									
	Seat - Wood	MKL2048-67	106	2542					
20 x 60									
	Seat - Wood	MKL2060-67	113	2867					
20 x 72									
	Seat - Wood	MKL2072-67	130	3192					
Maker Bench Cushion (Only)									
18 x 20									
	Qty of 1	AMKC1820	5		149	198	246	295	344

Bench To Order, Specify...

- 1 Model Number
- 2 Wood Finish
- 3 Frame Color



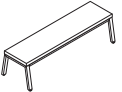
Cushion To Order, Specify...

- 1 Model Number
- 2 Upholstery Selection



Questions?
1.800.876.2120

Finish Options	Code	Price
Powder Coat - Standard		n/c
Powder Coat - Premium		\$ 147
Clear Matte or Clear Gloss Wood Finish - Standard ..		n/c
Alternate Wood Finish		\$ 552

Style	Description	Model #	Wt	material > grade >		Butcher Block	Fabric Grade 2 or COM	Fabric Grade 3	Fabric Grade 4	Fabric Grade 5	Fabric Grade 6
Maker A Bench											
1 Seat											
	Seat - Wood	MKA1618 -67	52		2006						
	Seat - Upholstered	MKA1618 -61	44			2029	2113	2197	2282	2368	
2 Seats											
	Seat - Wood	MKA1640 -67	81		2515						
	Seat - Upholstered	MKA1640 -61	64			2297	2466	2634	2802	2973	
3 Seats											
	Seat - Wood	MKA1663 -67	112		3003						
	Seat - Upholstered	MKA1663 -61	85			2578	2832	3085	3339	3592	

To Order, Specify...

- 1 Model Number
- 2 Frame Finish
- 3 Wood Finish or Upholstery Selection

Prices

All prices are list price, effective with date printed on cover, and supersedes all other published price lists. Orders within the 48 contiguous United States will be assessed a freight charge based on a percentage of the total net price, or a flat rate of \$250*, whichever is greater. A minimum charge of \$300* will apply to all shipments to Canada. Fees will be calculated using the zone map located on page 427. Normal delivery is on a dock-to-dock basis. Additional charges may apply on special requests noted on the customer's purchase order such as inside delivery, "call before," etc. Versteel reserves the right to change prices, shipping fees, or specifications without prior notice. Orders are accepted subject to price prevailing at time of shipment.

Acknowledgement

Orders are accepted, manufactured and invoiced in accordance with the acknowledgement. Notify Versteel immediately of any discrepancies. Acknowledged orders may not be cancelled or modified without written consent from Versteel.

Orders

All orders must be received in writing, accompanied by final material and finish specifications for order entry.

CONTACT VERSTEEL

EMAIL contact@versteel.com
 TELEPHONE 800 876 2120
 812 634 2120
 FACSIMILE 812 482 9318

MAILING ADDRESS

Versteel
 2332 Cathy Lane
 Jasper, IN 47546

Faxed orders are accepted. Duplicate orders that are received by mail (after having been faxed) and not marked "Confirmation" are the responsibility of the customer.

Telephone orders must be confirmed in writing within 24 hours, marked "Confirmation." Duplicate orders not marked "Confirmation" are the responsibility of the customer.

Credit

You are requested to enclose one bank reference and three trade references with your initial order.

Credit Cards

Versteel accepts Mastercard, Visa & AMEX credit card payment for invoiced sales. Credit card information must be presented along with the Sales Order (with a signed Credit Card Authorization Form attached). There is no cash discount extended to credit card orders. Credit cards will be charged at time of shipment. A 2.5% processing fee will be applied for all credit card purchases. Processing fee will not be applied to GSA or contract orders. Versteel will not accept credit cards for payment of account balances.

Changes or Cancellation

Any change or cancellation to an order must be submitted in writing and confirmed by Versteel Customer Service before the change or cancellation is effective. Due to short lead times, any change or cancellation may result in charges if materials have entered the production process.

Shipping Schedule

Zayn 6-8 WEEKS

Shipping

Normal delivery is on a dock-to-dock basis, F.O.B. Versteel's factory in Jasper, Indiana. Special requests such as inside delivery, "call before," etc. should be noted on the customer's purchase order and are subject to additional charges. See freight program on page 427 for shipping charges.

Orders shipping outside of the contiguous 48 United States will have shipping quoted as a separate line item.

FOB ORIGIN, FREIGHT PREPAID

Versteel
 2332 Cathy Lane
 Jasper, IN 47546

Shipping Damage Claims or Shortages

Legal title of merchandise passes to the buyer upon acceptance of the carrier. All cartons must be carefully inspected upon delivery. Visibly damaged product should not be accepted from the carrier until the damage is noted on delivery receipt. Versteel will not accept responsibility if the delivery receipt is signed as "clear". Retain any damaged goods and take photos for claim filing purposes. Details of visible damage should be noted on the delivery receipt. Shortages must be noted on the bill of lading prior to accepting the shipment.

Concealed Damage: If concealed damage is discovered the receiver must notify the freight carrier within 5 business days from receipt of the product(s). For claim consideration the receiver must request an inspection of the damaged goods by the carrier. All damaged product and packaging should be retained and photos taken for claim filing use. Inspections must occur at the original delivery point to be considered for claim submittal. Reports of concealed damage after five business days will not be considered.

Partial Shipments

Versteel makes every attempt to ship orders complete and on schedule. However, we reserve the right to make partial shipments as product is ready, in an effort to get your order to you as quickly as possible. Invoices covering these shipments are to be paid as they become due.

Returns

No return merchandise will be accepted without Versteel's written consent and shipping instructions. Unauthorized returns will not be accepted.

Terms

Terms are 1%, 10 days, net 30 days from date of invoice.

Warranty

All table and seating products manufactured by Versteel are guaranteed by a Lifetime Warranty against defects in materials and workmanship from the date of purchase. Products manufactured/adapted for use in a Pavilion or Pop-Up setting are covered under a three (3) year warranty against defects in materials and workmanship from date of purchase.

Electrical items manufactured by Versteel are guaranteed against defect for a period of five (5) years from date of purchase.

Electrical items not manufactured by Versteel are covered by the manufacturers under their specified warranty.

Consumables such as gas cylinders, casters and glides are covered for a period of one (1) year. Adjustable height bases with crank and counterbalanced components, are covered under a two (2) year warranty. Versteel will not cover labor costs associated with replacing the casters or glides.

Wood veneer is warranted for a period of ten (10) years. Natural variations in grain, color or texture of wood should not be construed as defects under this warranty.

Versteel will replace or repair (at our discretion) without cost to our customers any item manufactured by Versteel found to be defective as a result of defective material or workmanship and is still owned by the original purchaser. We will not, however, repair any item which is not properly installed, abused or subject to any use other than that which was originally intended. Warranty does not cover normal wear and tear of the product, which is expected over the course of ownership. Any repairs by the customer must receive specific written authorization from Versteel before being executed on location to receive proper reimbursement for associated costs. In no event shall liability under this warranty exceed the original purchase price.

Pavilion and Pop-Up products must be covered and out of direct sunlight. Use location must be a minimum of 100 miles from saltwater.

Warranty on plastic laminates, Corian®, KrystalCast® and upholstery is not covered by Versteel but is covered by laminate, Corian®, KrystalCast® and textile manufacturers under their specified warranty only. All foams, fabrics and vinyls are prone to stretch and loosen over time through normal use. This natural effect, called puddling, is covered for a period of one (1) year from the date of purchase.

There are no other warranties expressed or implied.

Force Majeure

Versteel shall be excused from the duty to render timely performance of any obligation hereunder if such inability to perform is caused directly or indirectly by act of God, flood, war, riot, fire, accident, explosion, strikes or labor trouble, act of government, delay or default by a subcontractor or supplier of materials or services, transportation difficulty or delay, the existence of any circumstance making performance commercially impracticable or any other cause beyond Versteel's reasonable control. Buyer's obligation to make any payment due and owing to Versteel shall not be excused for any reason whatsoever.

Care of Wood Chair Parts

Clean all surfaces frequently with water-dampened soft cloth, moving the cloth with the grain direction. Quickly buff dry. Immediately remove any liquids that come in contact with wood surfaces using a blotting action to absorb liquid. Lift objects to move them. Never pull them across the finished surface.

Avoid exposing furniture to extreme heat and cold or to wide humidity variances. Avoid exposing furniture to strong sunlight. Do not use soaps, commercial cleaners or harsh solvents (nail polish remover, acetates, etc.) as they will cause finish deterioration.

Care of Upholstery Surfaces

For Versteel standard fabrics and vinyls, consult the back of the appropriate swatch card for cleaning codes and any specific instructions. For COM materials, consult with the individual textile manufacturer for cleaning codes and any specific instructions pertaining to your particular fabric.

Care of Powder Coat and Nickel Frames

Clean with a mild soap solution and rinse with clean, clear water. Wipe the entire surface and follow with a clean, dry cloth to buff dry.

Care of Chrome Frames

Clean with a wet cloth or window cleaner. For scuff marks or heavy soiling, a non-abrasive automotive chrome polish can be applied as directed.

Quality Standards

All Versteel seating is constructed to pass the industry test standards set forth by BIFMA. For more detailed specifications by series, contact Versteel Customer Service at 800.876.2120



Manufacturer certifies that products meet or exceed applicable ANSI/BIFMA standards and testing.

Standard Versteel Upholstery

Standard Versteel Upholstery offers a range of materials, from fabrics in a variety of colors and textures to polyurethanes for soil resistance. Please refer to Versteel's fabric cards, upholstery options pages in the All Seating price list, or the "Materials and Finishes" section of our web site for reference information.

Grade-In Upholstery

Versteel has coordinated with upholstery manufacturers to simplify your order process. Many of the manufacturers' offerings have been pre-approved for application on Versteel Seating.

Contact Versteel Customer Service with your selected fabric choice to be graded in. They will supply you with the appropriate grade-in designator. On your purchase order, complete the information with the pattern name, color description and grade-in designator, and Versteel will take it from there.

Customer's Own Material

Customer's Own Materials (COM's) are not an issue on Versteel Seating. Many COM's are pre-approved for application on Versteel Seating. Call Versteel Customer Service with your COM selection to determine if it has been pre-approved. If your selection has not been pre-approved, reference the "Receiving COM Approval" section below.

Receiving COM Approval

Not all materials are suitable for upholstery on all chairs. A 12" x 12" memo sample must be supplied for approval before a COM material is accepted for an order. If the material is directional in pattern or weave, the pattern repeat (in inches) in both directions or the weave direction must be supplied.

Excess COM

Versteel will not store excess COM for more than 30 days after the order has been completed. If excess material is to be returned after order completion, send the request to Versteel Customer Service prior to acknowledge ship date. It is the customer's responsibility to arrange for the return of the material "freight collect."

COM Requiring Application Test

If an application test is required for your selected COM, send test sample material along with the following:

- 1- Name and return address
- 2- Chair model selected
- 3- Sketch showing special requirements for the positioning of the material's pattern on the chair seat and chair back, if special considerations are required.

**Ship COM to: Versteel
2332 Cathy Lane
Jasper, IN 47546**


COM must be shipped to the factory with transportation costs "prepaid." If material is considered defective or unusable, it will be returned "transportation collect."

For standard lead time orders, tag fabric with purchase order number and identify with project number if possible.

Application of Directional Fabrics

Due to the upholstery process, some fabrics not considered directional by the supplier may be considered directional by Versteel.

All COM's for Zayn are railroaded unless otherwise directed by the customer (see illustration below).

EXAMPLE PATTERN CUT RAILOADED

If special cutting or upholstery application is required, you must indicate requirement at time of order entry.

Zayn COM Yardage Requirements

COM yardage requirements are calculated for chairs and stools based on a material width of 54" and a repeat of 2" or less. For material less than 54" wide, contact Versteel for yardage requirements. Use the chart below as a guide to calculate your COM yardage. For quantities greater than 10, contact Versteel Customer Service for calculation of COM yardage by chair model.

Quantity of Chairs or Stools	1	2	3	4	5	6	7	8	9	10
Upholstered Seat & Back	2.0	3.5	5.0	6.5	8.5	10.5	12.0	13.5	15.0	17.0

Patterned COM Additional Yardage Guide

Use the guide below to aid in ordering the appropriate COM fabric when needing to match a pattern with a repeat. To use this guide, add the vertical and horizontal repeats together (e.g. a 5" vertical repeat plus an 11" horizontal repeat gives a 16" total). Then find the appropriate entry on the chart, and increase the yardage estimate by the percentage indicated.

For example: The yardage estimate is 8 yards of 54" wide fabric and the pattern has a repeat of 11" horizontal and 5" vertical. Add up the repeats (11" + 5" = 16") and find the appropriate entry – 15% in this example. Fifteen percent more fabric is required to match the pattern. 8 yards plus and extra 15% is 9.2 yards.

Fabric Width	Plain Fabric	3" - 14" Repeat	15" - 19" Repeat	20" - 27" Repeat	28" - 36" Repeat	37" - 45" Repeat	46" - 54" Repeat
54"	0%	10%	15%	20%	25%	30%	35%
50" - 52"	10%	20%	25%	30%	35%	40%	45%

Decorative Patterns

Yardage requirements are greatly affected by the size of the repeat and the print or pattern of the material. Versteel cuts all seating patterns with aesthetic concerns in mind for high quality and consistency. Refer to the COM listing for the yardage required for pattern repeat.

To Order, Specify...

- 1 Model Number
- 2 Shell Color
- 3 Frame Color
- 4 Upholstery Selection
- 5 Additional Options



A **ZALGA-03** is a Zayn series guest chair with a 4-leg base.

The codes **WPEB/PPEB/FSP Pewter** specify Pebble shell and armcap color, Pebble frame color and Grade 3 Sport Pewter fabric.

Model Number ZALGA-03



Orders may be sent via:

MAILING ADDRESS

Versteel
2332 Cathy Lane
Jasper, IN 47546

CONTACT VERSTEEL

EMAIL contact@versteel.com
TELEPHONE 800 876 2120
812 634 2120
FACSIMILE 812 482 9318

Studio Steel®

Versteel’s “urban fabrication” process leaves the telltale signs of welding and assembly on the surface, highlighting a manufacturing aesthetic. Choosing a clear or transparent powder coat is recommended, allowing tonal striations (created as a result of extreme heat), natural textures, and the inherent qualities of raw steel to show through.

Studio Steel Process \$147 per chair

Powder Coat Finishes

All powder coat finishes in the Versteel offering have been formulated with the use of epoxy, polyester or epoxy and polyester blends to maximize the finish durability.

Powder Coat - Standard n/c

Powder Coat - Premium \$147 per unit

Standard Zayn Powder Coat Colors

- Forest PFOR
- Pebble PPEB
- Seaside PSEA
- Terra Cotta PTEC
- Whisper PWHI

Alternate Zayn Powder Coat Colors

- Alloy PALLY
- Amethyst PAME
- Anthracite PANT
- Black Anodized PBLA
- Bronze PBRO
- Calypso PCAL
- Carbon PCAR
- Champagne PCHA
- Coconut PCOC
- ⚡ Copper PCOP
- ⚡ Crimson PCRI
- ⚡ Crystal PCRY
- ⚡ Daffodil PDAF
- ⚡ Ebony PEBO
- ⚡ Fossil PFOS
- ⚡ Garnet PGAR
- ⚡ Gold PGOL
- ⚡ Graphite PGRA
- Ⓢ Hope PHOP
- ⚡ Kelly Green PKEG
- ⚡ Matte PMAT
- Mica PMIC
- Mint PMNT
- Navy PNAV
- Nimbus PNIM
- Nutmeg PNUT
- ⚡ Obsidian POBS
- ⚡ Pacific PPAC
- ⚡ Pearl PPEA
- Ⓢ Platinum PPLA
- ⚡ Poppy PPOP
- ⚡ Raven PRAV
- ⚡ Royal PROY
- ⚡ Satin PSAT
- ⚡ Shipyard PSHI
- ⚡ Silver PSIL
- ⚡ Snow PSNO
- ⚡ Stone PSTO
- ⚡ Storm PSTM
- ⚡ White Linen PWHL
- ⚡ Powder Coat Alternative OPA

Transparent Powder Coats (indicated by ⚡)

Please note that the transparent characteristics of these powders allow all natural welds and textures inherent to raw steel to be visible.

Premium Powder Coats (indicated by Ⓢ)

Versteel’s premium process uses specially formulated powder coats for a truly unique color palette.

Zayn Seat & Back Shells

Zayn shells are molded multi-ply core with quarter-cut reconstituted Ash veneer. When a Natural Walnut stain is specified the shell will be quarter-cut European Walnut. An upcharge will apply, contact Customer Service.

Wood Finish

Versteel uses a post-catalyst varnish NDF topcoat that meets AWI (Architectural Woodwork Institute) TR6 performance standards.

Standard Zayn Wood Finishes (Shell & Armcaps)

- Forest WFOR
- Pebble WPEB
- Seaside WSEA
- Terra Cotta WTEC
- Whisper WWHI

Alternate Zayn Wood Finishes (Shell & Armcaps)

- Beach WBEA
- Blossom Cherry WBLC
- Brighton Walnut WBRW
- Caramel Maple WCMM
- Chestnut WCHE
- Cordovan Cherry WCNC
- Drift WDRI
- Espresso Walnut WESW
- Fawn WFAW
- Fog WFOG
- Golden Cherry WGNC
- Java Cherry WJAC
- Millwork Cherry WMWC
- Natural Walnut WENW (European Walnut)
- Solar Maple WSLM
- Sugar Maple WSUM
- Stain Finish Match OSM

NOTE SHELLS ARE RECONSTITUTED QUARTER CUT ASH (SEE ABOVE) ALL FINISHES EXCEPT NATURAL WALNUT. WHEN NATURAL WALNUT IS SPECIFIED THE SHELLS IS EUROPEAN WALNUT.

Back Stitch Detail
\$133 / Chair

Specify code **SBSD01** (Back Stitch Detail),
 add \$133 list per chair

The upholstered back is available with
 an optional square pattern stitch detail.



Powder Coat Alternative
Call for quotation

Specify code **OPA** (Powder Coat Alternative),
 add cost from Versteel quotation

Powder Coat Alternatives are available from Versteel.
 The entire RAL color reference along with hundreds of
 other colors and finishes are available.

For Powder Coat Alternative matching, you must
 supply a color reference sample or an RAL number.
 Versteel will review the sample for possible existing
 colors available and send a sample for customer
 approval. If no color match exists, a custom match can
 be developed. Call Versteel Customer Service for
 associated upcharges on custom color development.

NOTE CUSTOM COLOR MATCHING APPROVALS MAY AFFECT STANDARD
 PRODUCTION SCHEDULES

Stain Finish Match
\$894 / one time per finish, per order

Specify code **OSM** (Stain Finish Match), add \$894.00
 list per finish, per order

Alternative Stain Finishes are available for veneer and
 wood edged tops.



For Stain Finish Matching, you must supply two 4" x 4"
 finish color and grain reference samples. An expertly
 finish matched sample will be provided for customer
 approval.

NOTE CUSTOM COLOR MATCHING APPROVALS MAY AFFECT STANDARD
 PRODUCTION SCHEDULES

VERSTEEL

**Questions?**

1.800.876.2120

Model #	Description	Dimensions	Product Wt	material >	Fabric	Fabric	Fabric	Fabric	Fabric
				grade >	Grade 2 or COM	Grade 3	Grade 4	Grade 5	Grade 6
ZALG-01	4-Leg Base Without Arms Glides Wood Shell Seat - Upholstered Back - Upholstered	Overall Height: 30" Overall Width: 19¼" Overall Depth: 22⅙" Seat Height: 17¾" Seat Width: 18¼" Seat Depth: 17⅞"	19		1190	1336	1481	1628	1773
									
ZALGA-03	4-Leg Base With Arms Glides Wood Shell Seat - Upholstered Back - Upholstered Armcaps - Wood	Overall Height: 30" Overall Width: 22½" Overall Depth: 22⅙" Seat Height: 17¾" Seat Width: 18¼" Seat Depth: 17⅞" Arm Height: 24¼"	23		1373	1519	1664	1811	1956
									

To Order, Specify...



- 1 Model Number
- 2 Shell Color
- 3 Frame Color
- 4 Upholstery Selection
- 5 Additional Options



VERSTEEL

Questions?

1.800.876.2120


				material > grade >	Fabric Grade 2 or COM	Fabric Grade 3	Fabric Grade 4	Fabric Grade 5	Fabric Grade 6
Model #	Description	Dimensions	Product Wt						
 ZALC-01	4-Leg Base Without Arms Casters Wood Shell Seat - Upholstered Back - Upholstered	Overall Height: 30" Overall Width: 19¼" Overall Depth: 22⅙" Seat Height: 17¾" Seat Width: 18¼" Seat Depth: 17⅙"	19	1286	1432	1578	1724	1869	
 ZALCA-03	4-Leg Base With Arms Casters Wood Shell Seat - Upholstered Back - Upholstered Armcaps - Wood	Overall Height: 30" Overall Width: 22½" Overall Depth: 22⅙" Seat Height: 17¾" Seat Width: 18¼" Seat Depth: 17⅙" Arm Height: 24⅙"	23	1468	1613	1759	1906	2051	

Leg Finish	Price	Options	Code	Price	Custom Charges	Code	Price
Powder Coat - Standard	n/c	Back Stitch Detail	SBSD01	\$ 133	Powder Coat Alternative (per color)	OPA	call
Powder Coat - Premium	\$ 147				Stain Finish Match (per finish)	OSM	\$ 894



Questions?

1.800.876.2120



				material > grade >	Fabric Grade 2 or COM	Fabric Grade 3	Fabric Grade 4	Fabric Grade 5	Fabric Grade 6
Model #	Description	Dimensions	Product Wt						
	ZALG-01L17	4-Leg Base Without Arms Glides Wood Shell Seat - Upholstered Back - Upholstered	Overall Height: 27½" Overall Width: 21⅝" Overall Depth: 24" Seat Height: 16½" Seat Width: 21¾" Seat Depth: 18½"	20	1250	1403	1556	1709	1863
	ZALGA-03L17	4-Leg Base With Arms Glides Wood Shell Seat - Upholstered Back - Upholstered Armcaps - Wood	Overall Height: 27⅞" Overall Width: 25" Overall Depth: 24" Seat Height: 16½" Seat Width: 21¾" Seat Depth: 18½" Arm Height: 21⅞"	24	1443	1595	1748	1902	2054

To Order, Specify...

- 1 Model Number
- 2 Shell Color
- 3 Frame Color
- 4 Upholstery Selection
- 5 Additional Options



[Questions?](#)
1.800.876.2120

				material > grade >	Fabric Grade 2 or COM	Fabric Grade 3	Fabric Grade 4	Fabric Grade 5	Fabric Grade 6
Model #	Description	Dimensions	Product Wt						
 ZALG-01S24	4-Leg Base 24" Seat Height Without Arms Glides Wood Shell Seat - Upholstered Back - Upholstered	Overall Height: 34¼" Overall Width: 16⅝" Overall Depth: 20½" Seat Height: 24" Seat Width: 16⅝" Seat Depth: 15⅞"	22	1376	1531	1683	1836	1989	
 ZALG-01S30	4-Leg Base 30" Seat Height With Arms Glides Wood Shell Seat - Upholstered Back - Upholstered	Overall Height: 40¼" Overall Width: 16⅝" Overall Depth: 20½" Seat Height: 30" Seat Width: 16⅝" Seat Depth: 15⅞"	24	1384	1538	1691	1844	1997	

Leg Finish	Price	Options	Code	Price	Custom Charges	Code	Price
Powder Coat - Standard	n/c	Back Stitch Detail	SBSD01	\$ 133	Powder Coat Alternative (per color)	OPA	call
Powder Coat - Premium	\$ 147				Stain Finish Match (per finish)	OSM	\$ 894

Zuri Seating**Armless / Arm****Chair Dimensions**

Overall height: 33"

Overall width w/o arms: 20 $\frac{5}{8}$ "Overall width w/ armcaps: 24 $\frac{1}{2}$ "

Overall depth: 21"

Seat height: 17"

Seat width: 17 $\frac{1}{4}$ "

Seat depth: 16"

Between arms: 22 $\frac{1}{2}$ "

Arm height w/ armcaps: 26"

**Key Description**

- ① molded plywood shell, $\frac{3}{16}$ " cross-banded, laminate, or veneer face
- ② base frame $\frac{3}{8}$ " o.d., 12 gauge steel tube
- ③ flat glide, clear polycarbonate
- ④ arms are $\frac{3}{16}$ " cross-banded plywood with veneer or laminate faces

VERSTEEL

Zuri Stool - 24"

Stool Dimensions

Overall height: 36 1/2" (Low Back 29 1/2")
 Overall width w/o arms: 20 5/8"
 Overall width w/ armcaps: 24 1/2"
 Overall depth: 21"
 Seat height: 24"
 Seat width: 17 1/4"
 Seat depth: 16"
 Between arms: 22 1/2"
 Arm height w/ armcaps: 32"



Zuri Stool - 29"

Stool Dimensions

Overall height: 41 1/2" (Low Back 35 1/2")
 Overall width w/o arms: 20 5/8"
 Overall width w/ armcaps: 24 1/2"
 Overall depth: 21"
 Seat height: 29"
 Seat width: 17 1/4"
 Seat depth: 16"
 Between arms: 22 1/2"
 Arm height w/ armcaps: 38"



Stacking (Trolley)

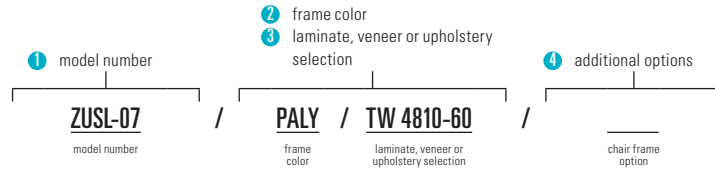
Sled Base Chair..... 12 (6 if seats are upholstered)
 Guest Chair..... 12 (6 if seats are upholstered)

Stacking (Floor)

Sled Base Chair..... 4 (4 if seats are upholstered)
 Guest Chair with or without casters..... 4 (4 if seats are upholstered)
 All Stools..... 2 or 3

To Order, Specify...

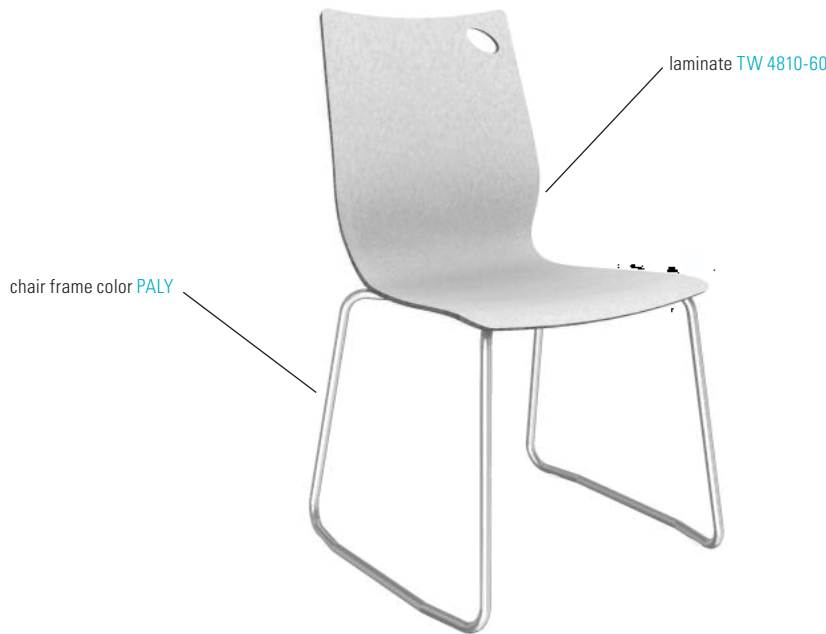
- 1 Model Number
- 2 Frame Color
- 3 Laminate, Veneer or Upholstery Selection
- 4 Additional Options



A **ZUSL-07** is a Zuri series, armless sled base chair with a laminate seat and back.

The codes **PALY / TW 4810-60** specify an Alloy frame and Wilsonart 4810-60 laminate.

Chair Model ZUSL-07



Sample Order Form

Quantity	Model # & Description	List Each	Extended List
12	ZUSL-07 / PALY / TW 4810-60 Zuri series, armless sled base chair, laminate seat and back / Alloy frame / Wilsonart 4810-60 laminate seat and back	\$ 595	\$7,140

Orders may be sent via:

MAILING ADDRESS

Versteel
2332 Cathy Lane
Jasper, IN 47546

CONTACT VERSTEEL

EMAIL contact@versteel.com
TELEPHONE 800 876 2120
812 634 2120
FACSIMILE 812 482 9318

Studio Steel®

Versteel’s “urban fabrication” process leaves the telltale signs of welding and assembly on the surface, highlighting a manufacturing aesthetic. Choosing a clear or transparent powder coat is recommended, allowing tonal striations (created as a result of extreme heat), natural textures, and the inherent qualities of raw steel to show through.

Studio Steel Process. \$147 per chair

Powder Coat Finishes

All powder coat finishes in the Versteel offering have been formulated with the use of epoxy, polyester or epoxy and polyester blends to maximize the finish durability.

Powder Coat - Standard n/c

Powder Coat - Premium \$147 per chair

Zuri Powder Coat Colors

Alloy PALY	Mint PMNT
Amethyst PAME	Navy PNAV
Anthracite PANT	Nimbus PNIM
Black Anodized PBLA	Nutmeg PNUT
Bronze PBRO	Obsidian POBS
Calypso PCAL	Pacific PPAC
Carbon PCAR	Pearl PPEA
Champagne PCHA	Pebble PPEB
Coconut PCOC	Platinum PPLA
⚡ Copper PCOP	Poppy PPOP
Crimson PCRI	⚡ Raven PRAV
⚡ Crystal PCRY	Royal PROY
Daffodil PDAF	⚡ Satin PSAT
Ebony PEBO	Seaside PSEA
Forest PFOR	Shipyard PSHI
Fossil PFOS	Silver PSIL
⚡ Garnet PGAR	Snow PSNO
⚡ Gold PGOL	Stone PSTO
Graphite PGRA	Storm PSTM
Ⓟ Hope PHOP	Terra Cotta PTEC
Kelly Green PKEG	Whisper PWHI
⚡ Matte PMAT	White Linen PWHL
Mica PMIC	Powder Coat Alternative OPA

Transparent Powder Coats (indicated by ⚡)

Transparent characteristics of these powders allow welds and textures inherent to raw steel to be visible.

Premium Powder Coats (indicated by Ⓟ)

Versteel’s premium process uses specially formulated powder coats for a truly unique color palette.

Powder Coat Alternatives

You must forward a color sample or an RAL number for each alternate powder coat color with order placement. Call Versteel Customer Service for pricing and availability.

Chrome

Versteel applies a deep luster nickel chrome plated finish. Chrome is the most durable finish available.

Chrome. [ECHR](#)

For Chrome, an upcharge applies (see product price list for upcharge).

Nickel

Versteel applies a nickel plated finish with a clear coat applied for durability.

Nickel [ENKL](#)

For Nickel, an upcharge applies (see product price list for upcharge).

Zuri Shells

Shell cores are composed of high-density hardwood ply such as birch, beech, or maple, which is then molded with veneer or laminate. Zuri standard exterior veneer is maple. Customer selected laminates must be post-formable. Shell edges are left natural and exposed.

Standard Versteel Upholstery

Versteel offers a wide range of materials from fabrics in a variety of colors and textures, to vinyls for soil resistance. Please refer to Versteel’s fabric cards or the “Materials and Finishes” section of our website for reference information. [versteel.com](#)

Wood Finish

Versteel uses a post-catalyst varnish NDF topcoat that meets AWI (Architectural Woodwork Institute) TR6 performance standards.

Zuri Wood Finishes

Beach WBEA	Golden Cherry WGNC
Blossom Cherry WBLC	Java Cherry WJAC
Brighton Walnut WBRW	Millwork Cherry WMWC
Caramel Maple WCMM	Pebble WPEB
Chestnut WCHE	Seaside WSEA
Cordovan Cherry WCNC	Solar Maple WSLM
Drift WDRI	Sugar Maple WSUM
Espresso Walnut WESW	Terra Cotta WTEC
Fawn WFAW	Whisper WWHI
Fog WFOG	Stain Finish Match OSM
Forest WFOR	

Stain Finish Match

You must forward two 4" x 4" samples for each custom stain finish color match with order placement. Upcharge of \$894 list will apply for each stain color match.

NOTE STAIN FINISH MATCH COLOR APPROVAL MAY AFFECT STANDARD PRODUCTION SCHEDULES





Versteel Seating COM Standard Yardage Requirements

COM yardage requirements are calculated for chairs and stools based on a material width of 54" and a repeat of 2" or less. For material less than 54" wide, contact Versteel for yardage requirements. Use the chart below as a guide to calculate your COM yardage. For quantities greater than 200 chairs or stools, contact Versteel Customer Service for calculation of COM yardage by chair model.

Quantity of Chairs	1	2	3	4	5	6	7	8	9	10	11	12	13	14	15
Chela (with or without arms)															
Upholstered Seat & Back	1.5	2.5	2.5	3.5	3.5	4.5	4.5	5.5	6.0	6.5	7.5	7.5	8.5	8.5	9.5
Upholstered Seat Only	1.0	1.5	1.5	2.0	2.0	2.5	2.5	3.5	4.0	4.0	4.5	4.5	5.0	5.0	6.0
Upholstered Back Only	0.5	1.0	1.3	1.3	1.8	2.0	2.0	2.5	2.5	3.0	3.0	3.5	3.5	4.0	4.0
Companion and Kompis Radius & Flared Back (with or without arms) <i>Yardage includes upholstered armcaps if specified.</i>															
Upholstered Seat & Back	1.5	2.5	3.5	4.5	5.0	6.0	6.5	7.5	9.0	9.5	11.0	11.0	13.0	13.0	14.5
Upholstered Seat Armless	1.0	1.5	1.5	2.5	2.5	3.0	3.0	4.0	4.5	4.5	5.0	5.0	6.0	6.0	6.5
Upholstered Seat with Arms	1.0	1.5	1.5	2.5	2.5	3.0	3.0	4.0	4.5	4.5	5.0	5.0	6.0	6.0	6.5
Upholstered Back Only	1.0	2.0	2.0	2.5	3.5	4.0	4.5	5.0	5.5	6.0	6.5	7.0	7.5	8.0	8.5
Companion and Kompis X Radius & Flared Back <i>Yardage includes upholstered armcaps.</i>															
Upholstered Seat, Back & Armcaps	2.5	5.0	7.0	9.0	11.0	13.5	15.5	17.0	19.0	21.5	23.0	24.5	26.5	28.5	30.5
Ollie Round (fully upholstered)															
Lid & Bottom (same fabric)	1.3	3.0	3.8	5.0	6.0	6.3	7.0	8.3	8.5	10.0	10.5	12.0	13.0	14.0	14.5
Lid (Fabric 01)	0.8	1.3	1.5	2.5	3.0	3.0	3.5	4.5	5.0	5.0	5.0	6.0	6.5	7.0	7.0
Bottom (Fabric 02)	1.3	1.8	2.5	3.0	4.0	4.5	5.0	5.8	6.3	6.8	8.0	8.5	9.0	9.5	10.5
Ollie Square (fully upholstered)															
Lid & Bottom (same fabric)	2.0	3.5	4.8	6.0	7.0	8.3	9.5	10.0	11.3	13.0	13.8	15.0	16.3	17.5	18.8
Lid (Fabric 01)	0.8	1.3	1.5	2.5	3.0	3.0	3.5	4.5	5.0	5.0	5.0	6.0	6.5	7.0	7.0
Bottom (Fabric 02)	1.8	3.0	3.5	4.5	6.3	6.8	8.0	8.5	9.5	11.3	11.8	13.0	13.5	14.5	16.3
Quanta															
Upholstered Seat Only	1.0	1.5	1.5	2.0	2.5	2.5	3.5	3.5	4.0	4.0	4.5	4.5	5.0	5.5	5.5
Upholstered Seat & Back	1.5	2.5	3.0	4.0	4.5	5.0	6.0	6.5	6.5	7.0	8.0	8.5	9.0	10.0	11.0
Gullwing-Upholstered Seat Only	1.5	2.5	4.0	5.0	6.0	7.0	8.5	9.5	11.0	12.0	14.5	15.5	17.0	18.0	19.5
Gullwing-Upholstered Seat & Back	2.0	3.5	4.5	6.0	7.0	8.5	9.5	11.0	12.0	13.0	14.5	15.5	17.0	18.0	20.0
Quanta Max															
Upholstered Seat Only	1.0	1.5	1.5	2.0	2.5	2.5	3.5	3.5	4.0	4.0	4.5	4.5	5.0	5.5	5.5
Sate															
Upholstered Seat Only	1.0	1.5	1.5	2.0	2.5	2.5	3.5	3.5	4.0	4.0	4.5	4.5	5.0	5.5	5.5
SIMON (with or without arms)															
Upholstered Seat & Back	1.5	2.5	3.0	4.0	5.0	5.5	6.5	7.5	8.0	9.0	9.5	10.5	11.0	12.0	13.0
Upholstered Seat Only	1.0	1.5	1.5	2.5	3.0	3.0	3.5	4.5	5.0	5.0	5.0	6.0	6.5	7.0	7.0
Upholstered Back Only	1.0	2.0	2.0	2.5	3.5	4.0	4.5	5.0	5.5	6.0	6.5	7.0	7.5	8.0	8.5
Socius															
Patient Mid Back	2.5	4.0	5.5	7.0	8.0	10.0	11.5	13.0	15.0	16.5	17.5	18.5	19.5	21.5	23.5
Patient High Back	3.0	4.0	6.0	8.0	9.0	11.0	12.0	14.0	17.0	18.0	19.5	20.5	22.5	24.0	26.5
Bariatric Mid Back	5.0	8.0	10.0	13.0	15.0	18.0	20.0	23.0	25.0	28.0	—	—	—	—	—
Zuri															
Upholstered Seat & Back (One Piece)	2.0	3.0	4.0	5.0	6.0	7.0	8.0	9.5	10.5	11.5	—	—	—	—	—
Upholstered Seat Pad	1.0	1.5	1.5	2.0	2.0	2.5	2.5	3.0	3.0	3.5	3.5	4.5	4.5	5.0	5.0
Low Back	1.5	2.5	2.5	3.5	3.5	4.5	4.5	6.0	6.0	7.0	—	—	—	—	—



Questions?
1.800.876.2120

				material > grade >	Laminate	Fabric Grade 2 or COM	Fabric Grade 3	Fabric Grade 4	Fabric Grade 5	Fabric Grade 6
Style	Description	Model #	Product Wt							
Sled	Sled Chair Without Arms Shell - Laminate 	ZUSL-07	20	595						
	Sled Chair With Arms Shell - Laminate Armcaps - Laminate 	ZUSLA-08	24	842						
	Sled Chair Without Arms Shell - Laminate Seat Pad - Upholstered 	ZUSL-04	22		788	878	959	1038	1118	
	Sled Chair With Arms Shell - Laminate Armcaps - Laminate Seat Pad - Upholstered 	ZUSLA-04	26		1036	1125	1207	1286	1366	

Minimum order of twelve (12) Zuri, contact Customer Service for additional information

Pionite and Nevamar laminate are not available on Zuri

Stacking

Refer to page 403.

COM Yardage

Refer to page 406.





To Order, Specify...

- 1 Model Number
- 2 Frame Color
- 3 Laminate Selection
- 4 Upholstery Selection
- 5 Additional Options



[Questions?](#)

1.800.876.2120

		material > grade >		Laminate	Fabric Grade 2 or COM	Fabric Grade 3	Fabric Grade 4	Fabric Grade 5	Fabric Grade 6
Style	Description	Model #	Product Wt						
4-Leg	4-Leg Chair Without Arms Shell - Laminate 	ZULL-07	18	595					
	4-Leg Chair With Arms Shell - Laminate Armcaps - Laminate 	ZULLA-08	22	842					
	4-Leg Chair Without Arms Shell - Laminate Seat Pad - Upholstered 	ZULL-04	20		788	878	959	1038	1118
	4-Leg Chair With Arms Shell - Laminate Armcaps - Laminate Seat Pad - Upholstered 	ZULLA-04	24		1036	1125	1207	1286	1366

Minimum order of twelve (12) Zuri, contact Customer Service for additional information

Pionite and Nevamar laminate are not available on Zuri

Stacking

Refer to page 403.





COM Yardage

Refer to page 406.

Frame Finish	Price	Frame Options (4-Leg Chair)	Code	Price	Custom Charges	Code	Price
Chrome	\$ 147	Hard Surface Glides - Nylon - (set of 4)	GLD30	\$ 20	Powder Coat Alternative (per color)	OPA	call
Nickel	\$ 200	Hard Surface Glides - Felt - (set of 4)	GLD31	\$ 20	Stain Finish Match (per finish)	OSM	\$ 894
Powder Coat - Standard	n/c						
Powder Coat - Premium	\$ 147	Accessories					
		Chair Trolley	ACTZU	\$ 814			



Questions?
1.800.876.2120

				material > grade >	Veneer	Fabric Grade 2 or COM	Fabric Grade 3	Fabric Grade 4	Fabric Grade 5	Fabric Grade 6
Style	Description	Model #	Product Wt							
Sled	Sled Chair Without Arms Shell - Veneer	ZUSV-07 	20	523						
	Sled Chair With Arms Shell - Veneer Armcaps - Veneer	ZUSVA-08 	24	725						
	Sled Chair Without Arms Shell - Veneer Seat Pad - Upholstered	ZUSV-04 	22		716	806	887	966	1047	
	Sled Chair With Arms Shell - Veneer Armcaps - Veneer Seat Pad - Upholstered	ZUSVA-04 	26		918	1008	1088	1168	1249	

Minimum order of twelve (12) Zuri, contact Customer Service for additional information

Stacking

Refer to page 403.

COM Yardage





Refer to page 406.

To Order, Specify...

- 1 Model Number
- 2 Frame Color
- 3 Veneer Finish
- 4 Upholstery Selection
- 5 Additional Options



[Questions?](#)
1.800.876.2120

		material > grade >	Veneer	Fabric Grade 2 or COM	Fabric Grade 3	Fabric Grade 4	Fabric Grade 5	Fabric Grade 6	
Style	Description	Model #	Product Wt						
4-Leg	4-Leg Chair Without Arms Shell - Veneer 	ZULV-07	18	523					
	4-Leg Chair With Arms Shell - Veneer Armcaps - Veneer 	ZULVA-08	22	725					
	4-Leg Chair Without Arms Shell - Veneer Seat Pad - Upholstered 	ZULV-04	20		716	806	887	966	1047
	4-Leg Chair With Arms Shell - Veneer Armcaps - Veneer Seat Pad - Upholstered 	ZULVA-04	24		918	1008	1088	1168	1249

Minimum order of twelve (12) Zuri, contact Customer Service for additional information




Stacking
Refer to page 403.

COM Yardage
Refer to page 406.

Frame Finish	Price	Frame Options (4-Leg Chair)	Code	Price	Custom Charges	Code	Price
Chrome	\$ 147	Hard Surface Glides - Nylon - (set of 4)	GLD30	\$ 20	Powder Coat Alternative (per color)	OPA	call
Nickel	\$ 200	Hard Surface Glides - Felt - (set of 4)	GLD31	\$ 20	Stain Finish Match (per finish)	OSM	\$ 894
Powder Coat - Standard	n/c						
Powder Coat - Premium	\$ 147	Accessories					
		Chair Trolley	ACTZU	\$ 814			



Questions?
1.800.876.2120

				material > grade >	Fabric Grade 2 or COM	Fabric Grade 3	Fabric Grade 4	Fabric Grade 5	Fabric Grade 6
Style	Description	Model #	Product Wt						
Sled	Sled Chair Without Arms Shell - Upholstered	ZUS-01 	20	1003	1163	1323	1484	1644	
	Sled Chair With Arms Shell - Upholstered Armcaps - Laminate	ZUSA-03L 	24	1249	1409	1570	1731	1892	
	Sled Chair With Arms Shell - Upholstered Armcaps - Veneer	ZUSA-03V 	24	1132	1293	1452	1615	1774	

Minimum order of twelve (12) Zuri, contact Customer Service for additional information

Stacking

Refer to page 403.

COM Yardage

Refer to page 406.

To Order, Specify...




- 1 Model Number
- 2 Frame Color
- 3 Upholstery Selection

For Armcaps...

- 4 Laminate or Veneer Finish
- 5 Additional Options



[Questions?](#)
1.800.876.2120

Style	Description	Model #	Product Wt	material >	Fabric	Fabric	Fabric	Fabric	Fabric
				grade >	Grade 2 or COM	Grade 3	Grade 4	Grade 5	Grade 6
4-Leg	4-Leg Chair Without Arms Shell - Upholstered	ZUL-01 	18	1003	1163	1323	1484	1644	
	4-Leg Chair With Arms Shell - Upholstered Armcaps - Laminate	ZULA-03L 	22	1249	1409	1570	1731	1892	
	4-Leg Chair With Arms Shell - Upholstered Armcaps - Veneer	ZULA-03V 	22	1132	1293	1452	1615	1774	

Minimum order of twelve (12) Zuri, contact Customer Service for additional information






Stacking
Refer to page 403.

COM Yardage
Refer to page 406.

Frame Finish	Price	Frame Options (4-Leg Chair)	Code	Price	Custom Charges	Code	Price
Chrome	\$ 147	Hard Surface Glides - Nylon - (set of 4)	GLD30	\$ 20	Powder Coat Alternative (per color)	OPA	call
Nickel	\$ 200	Hard Surface Glides - Felt - (set of 4)	GLD31	\$ 20	Stain Finish Match (per finish)	OSM	\$ 894
Powder Coat - Standard	n/c						
Powder Coat - Premium	\$ 147	Accessories					
		Chair Trolley	ACTZU	\$ 814			



Questions?
1.800.876.2120

			material > grade >	Laminate	Fabric Grade 2 or COM	Fabric Grade 3	Fabric Grade 4	Fabric Grade 5	Fabric Grade 6
Style	Description	Model #	Product Wt						
Sled	Sled Stool 24" Seat Height Low Back Without Arms Shell - Laminate	ZUSL-07S24L	18	778					
									
	Sled Stool 24" Seat Height Without Arms Shell - Laminate	ZUSL-07S24	20	778					
									
	Sled Stool 24" Seat Height With Arms Shell - Laminate Armcaps - Laminate	ZUSLA-08S24	24	1027					
									
Sled Stool 24" Seat Height Without Arms Shell - Laminate Seat Pad - Upholstered	ZUSL-04S24	22		971	1061	1142	1222	1303	
									
Sled Stool 24" Seat Height With Arms Shell - Laminate Armcaps - Laminate Seat Pad - Upholstered	ZUSLA-04S24	26		1220	1309	1390	1470	1550	
									

Minimum order of twelve (12) Zuri, contact Customer Service for additional information

Pionite and Nevamar laminate are not available on Zuri

Stacking

Refer to page 403.

COM Yardage

Refer to page 406.

To Order, Specify...






- 1 Model Number
- 2 Frame Color
- 3 Laminate Selection
- 4 Upholstery Selection
- 5 Additional Options

VERSTEEL



Questions?

1.800.876.2120

		material > grade >		Laminate	Fabric Grade 2 or COM	Fabric Grade 3	Fabric Grade 4	Fabric Grade 5	Fabric Grade 6
Style	Description	Model #	Product Wt						
4-Leg	4-Leg Stool 24" Seat Height Low Back Without Arms Shell - Laminate	ZULL-07S24L	16	778					
									
	4-Leg Stool 24" Seat Height Without Arms Shell - Laminate	ZULL-07S24	18	778					
									
	4-Leg Stool 24" Seat Height With Arms Shell - Laminate Armcaps - Laminate	ZULLA-08S24	22	1027					
									
4-Leg Stool 24" Seat Height Without Arms Shell - Laminate Seat Pad - Upholstered	ZULL-04S24	20		971	1061	1142	1222	1303	
									
4-Leg Stool 24" Seat Height With Arms Shell - Laminate Armcaps - Laminate Seat Pad - Upholstered	ZULLA-04S24	24		1220	1309	1390	1470	1550	
									

Minimum order of twelve (12) Zuri, contact Customer Service for additional information

Pionite and Nevamar laminate are not available on Zuri

Stacking

Refer to page 403.

COM Yardage






Refer to page 406.

Frame Finish	Price	Frame Options (4-Leg Stool)	Code	Price	Custom Charges	Code	Price
Chrome	\$ 147	Hard Surface Glides - Nylon - (set of 4)	GLD30	\$ 20	Powder Coat Alternative (per color)	OPA	call
Nickel	\$ 200	Hard Surface Glides - Felt - (set of 4)	GLD31	\$ 20	Stain Finish Match (per finish)	OSM	\$ 894
Powder Coat - Standard	n/c						
Powder Coat - Premium	\$ 147						



Questions?

1.800.876.2120

			material > grade >	Veneer	Fabric Grade 2 or COM	Fabric Grade 3	Fabric Grade 4	Fabric Grade 5	Fabric Grade 6
Style	Description	Model #	Product Wt						
Sled	Sled Stool 24" Seat Height Low Back Without Arms Shell - Veneer	ZUSV-07S24L 	18	708					
	Sled Stool 24" Seat Height Without Arms Shell - Veneer	ZUSV-07S24 	20	708					
	Sled Stool 24" Seat Height With Arms Shell - Veneer Armcaps - Veneer	ZUSVA-08S24 	24	909					
	Sled Stool 24" Seat Height Without Arms Shell - Veneer Seat Pad - Upholstered	ZUSV-04S24 	22		902	991	1071	1153	1233
	Sled Stool 24" Seat Height With Arms Shell - Veneer Armcaps - Veneer Seat Pad - Upholstered	ZUSVA-04S24 	26		1103	1191	1272	1352	1433

Minimum order of twelve (12) Zuri, contact Customer Service for additional information

Stacking

Refer to page 403.

COM Yardage

Refer to page 406.

To Order, Specify...






- 1 Model Number
- 2 Frame Color
- 3 Veneer Finish
- 4 Upholstery Selection
- 5 Additional Options

VERSTEEL



Questions?

1.800.876.2120

		material > grade >	Veneer	Fabric Grade 2 or COM	Fabric Grade 3	Fabric Grade 4	Fabric Grade 5	Fabric Grade 6	
Style	Description	Model #	Product Wt						
4-Leg	4-Leg Stool 24" Seat Height Low Back Without Arms Shell - Veneer	ZULV-07S24L 	16	708					
	4-Leg Stool 24" Seat Height Without Arms Shell - Veneer	ZULV-07S24 	18	708					
	4-Leg Stool 24" Seat Height With Arms Shell - Veneer Armcaps - Veneer	ZULVA-08S24 	22	909					
	4-Leg Stool 24" Seat Height Without Arms Shell - Veneer Seat Pad - Upholstered	ZULV-04S24 	20		902	991	1071	1153	1233
	4-Leg Stool 24" Seat Height With Arms Shell - Veneer Armcaps - Veneer Seat Pad - Upholstered	ZULVA-04S24 	24		1103	1191	1272	1352	1433

Minimum order of twelve (12) Zuri, contact Customer Service for additional information

Stacking

Refer to page 403.

COM Yardage





Refer to page 406.

Frame Finish	Price	Frame Options (4-Leg Stool)	Code	Price	Custom Charges	Code	Price
Chrome	\$ 147	Hard Surface Glides - Nylon - (set of 4)	GLD30	\$ 20	Powder Coat Alternative (per color)	OPA	call
Nickel	\$ 200	Hard Surface Glides - Felt - (set of 4)	GLD31	\$ 20	Stain Finish Match (per finish)	OSM	\$ 894
Powder Coat - Standard	n/c						
Powder Coat - Premium	\$ 147						



Questions?

1.800.876.2120

				material > grade >	Fabric Grade 2 or COM	Fabric Grade 3	Fabric Grade 4	Fabric Grade 5	Fabric Grade 6
Style	Description	Model #	Product Wt						
Sled	Sled Stool 24" Seat Height Low Back Without Arms Shell - Upholstered	ZUS-01S24L 	22	1088	1168	1249	1329	1409	
	Sled Stool 24" Seat Height Without Arms Shell - Upholstered	ZUS-01S24 	20	1186	1347	1505	1667	1828	
	Sled Stool 24" Seat Height With Arms Shell - Upholstered Armcaps - Laminate	ZUSA-03LS24 	24	1433	1594	1755	1914	2077	
	Sled Stool 24" Seat Height With Arms Shell - Upholstered Armcaps - Veneer	ZUSA-03VS24 	24	1316	1476	1638	1798	1959	

Minimum order of twelve (12) Zuri, contact Customer Service for additional information

Stacking

Refer to page 403.

COM Yardage

Refer to page 406.

To Order, Specify...

- 1 Model Number
- 2 Frame Color
- 3 Upholstery Selection

For Armcaps...





- 4 Laminate or Veneer Finish
- 5 Additional Options

VERSTEEL



Questions?

1.800.876.2120

		material > grade >		Fabric Grade 2 or COM	Fabric Grade 3	Fabric Grade 4	Fabric Grade 5	Fabric Grade 6
Style	Description	Model #	Product Wt					
4-Leg	4-Leg Stool 24" Seat Height Low Back Without Arms Shell - Upholstered	ZUL-01S24L 	20	1088	1168	1249	1329	1409
	4-Leg Stool 24" Seat Height Without Arms Shell - Upholstered	ZUL-01S24 	18	1186	1347	1505	1667	1828
	4-Leg Stool 24" Seat Height With Arms Shell - Upholstered Armcaps - Laminate	ZULA-03LS24 	22	1433	1594	1755	1914	2077
	4-Leg Stool 24" Seat Height With Arms Shell - Upholstered Armcaps - Veneer	ZULA-03VS24 	22	1316	1476	1638	1798	1959

Minimum order of twelve (12) Zuri, contact Customer Service for additional information

Stacking

Refer to page 403.

COM Yardage






Refer to page 406.

Frame Finish	Price	Frame Options (4-Leg Stool)	Code	Price	Custom Charges	Code	Price
Chrome	\$ 147	Hard Surface Glides - Nylon - (set of 4)	GLD30	\$ 20	Powder Coat Alternative (per color)	OPA	call
Nickel	\$ 200	Hard Surface Glides - Felt - (set of 4)	GLD31	\$ 20	Stain Finish Match (per finish)	OSM	\$ 894
Powder Coat - Standard	n/c						
Powder Coat - Premium	\$ 147						



Questions?

1.800.876.2120

		material > grade >		Laminate	Fabric Grade 2 or COM	Fabric Grade 3	Fabric Grade 4	Fabric Grade 5	Fabric Grade 6
Style	Description	Model #	Product Wt						
Sled	Sled Stool 29" Seat Height Low Back Without Arms Shell - Laminate	ZUSL-07S29L 	18	778					
	Sled Stool 29" Seat Height Without Arms Shell - Laminate	ZUSL-07S29 	20	778					
	Sled Stool 29" Seat Height With Arms Shell - Laminate Armcaps - Laminate	ZUSLA-08S29 	24	1027					
	Sled Stool 29" Seat Height Without Arms Shell - Laminate Seat Pad - Upholstered	ZUSL-04S29 	22		971	1061	1142	1222	1303
	Sled Stool 29" Seat Height With Arms Shell - Laminate Armcaps - Laminate Seat Pad - Upholstered	ZUSLA-04S29 	26		1220	1309	1390	1470	1550

Minimum order of twelve (12) Zuri, contact Customer Service for additional information

Pionite and Nevamar laminate are not available on Zuri

Stacking

Refer to page 403.

COM Yardage






Refer to page 406.

To Order, Specify...

- 1 Model Number
- 2 Frame Color
- 3 Laminate Selection
- 4 Upholstery Selection
- 5 Additional Options



Questions?
1.800.876.2120

		material > grade >		Laminate	Fabric Grade 2 or COM	Fabric Grade 3	Fabric Grade 4	Fabric Grade 5	Fabric Grade 6
Style	Description	Model #	Product Wt						
4-Leg	4-Leg Stool 29" Seat Height Low Back Without Arms Shell - Laminate	ZULL-07S29L	16	778					
									
	4-Leg Stool 29" Seat Height Without Arms Shell - Laminate	ZULL-07S29	18	778					
									
	4-Leg Stool 29" Seat Height With Arms Shell - Laminate Armcaps - Laminate	ZULLA-08S29	22	1027					
									
4-Leg Stool 29" Seat Height Without Arms Shell - Laminate Seat Pad - Upholstered	ZULL-04S29	20		971	1061	1142	1222	1303	
									
4-Leg Stool 29" Seat Height With Arms Shell - Laminate Armcaps - Laminate Seat Pad - Upholstered	ZULLA-04S29	24		1220	1309	1390	1470	1550	
									

Minimum order of twelve (12) Zuri, contact Customer Service for additional information

Pionite and Nevamar laminate are not available on Zuri

Stacking

Refer to page 403.

COM Yardage






Refer to page 406.

Frame Finish	Price	Frame Options (4-Leg Stool)	Code	Price	Custom Charges	Code	Price
Chrome	\$ 147	Hard Surface Glides - Nylon - (set of 4)	GLD30	\$ 20	Powder Coat Alternative (per color)	OPA	call
Nickel	\$ 200	Hard Surface Glides - Felt - (set of 4)	GLD31	\$ 20	Stain Finish Match (per finish)	OSM	\$ 894
Powder Coat - Standard	n/c						
Powder Coat - Premium	\$ 147						



Questions?

1.800.876.2120

		material > grade >		Veneer	Fabric Grade 2 or COM	Fabric Grade 3	Fabric Grade 4	Fabric Grade 5	Fabric Grade 6
Style	Description	Model #	Product Wt						
Sled	Sled Stool 29" Seat Height Low Back Without Arms Shell - Veneer	ZUSV-07S29L 	18	708					
	Sled Stool 29" Seat Height Without Arms Shell - Veneer	ZUSV-07S29 	20	708					
	Sled Stool 29" Seat Height With Arms Shell - Veneer Armcaps - Veneer	ZUSVA-08S29 	24	909					
	Sled Stool 29" Seat Height Without Arms Shell - Veneer Seat Pad - Upholstered	ZUSV-04S29 	22		902	991	1071	1153	1233
	Sled Stool 29" Seat Height With Arms Shell - Veneer Armcaps - Veneer Seat Pad - Upholstered	ZUSVA-04S29 	26		1103	1191	1272	1352	1433

Minimum order of twelve (12) Zuri, contact Customer Service for additional information

Stacking

Refer to page 403.

COM Yardage






Refer to page 406.

To Order, Specify...

- 1 Model Number
- 2 Frame Color
- 3 Veneer Finish
- 4 Upholstery Selection
- 5 Additional Options



Questions?
1.800.876.2120

		material > grade >	Veneer	Fabric Grade 2 or COM	Fabric Grade 3	Fabric Grade 4	Fabric Grade 5	Fabric Grade 6	
Style	Description	Model #	Product Wt						
4-Leg	4-Leg Stool 29" Seat Height Low Back Without Arms Shell - Veneer 	ZULV-07S29L	16	708					
	4-Leg Stool 29" Seat Height Without Arms Shell - Veneer 	ZULV-07S29	18	708					
	4-Leg Stool 29" Seat Height With Arms Shell - Veneer Armcaps - Veneer 	ZULVA-08S29	22	909					
	4-Leg Stool 29" Seat Height Without Arms Shell - Veneer Seat Pad - Upholstered 	ZULV-04S29	20		902	991	1071	1153	1233
	4-Leg Stool 29" Seat Height With Arms Shell - Veneer Armcaps - Veneer Seat Pad - Upholstered 	ZULVA-04S29	24		1103	1191	1272	1352	1433

Minimum order of twelve (12) Zuri, contact Customer Service for additional information

Stacking
Refer to page 403.





COM Yardage
Refer to page 406.

Frame Finish	Price	Frame Options (4-Leg Stool)	Code	Price	Custom Charges	Code	Price
Chrome	\$ 147	Hard Surface Glides - Nylon - (set of 4)	GLD30	\$ 20	Powder Coat Alternative (per color)	OPA	call
Nickel	\$ 200	Hard Surface Glides - Felt - (set of 4)	GLD31	\$ 20	Stain Finish Match (per finish)	OSM	\$ 894
Powder Coat - Standard	n/c						
Powder Coat - Premium	\$ 147						



Questions?

1.800.876.2120

Style	Description	Model #	Product Wt	material >	Fabric	Fabric	Fabric	Fabric	Fabric
				grade >	Grade 2	Grade 3	Grade 4	Grade 5	Grade 6
				or COM					
Sled	Sled Stool 29" Seat Height Low Back Without Arms Shell - Upholstered	ZUS-01S29L	24	1088	1168	1249	1329	1409	
									
	Sled Stool 29" Seat Height Without Arms Shell - Upholstered	ZUS-01S29	20	1186	1347	1505	1667	1828	
									
	Sled Stool 29" Seat Height With Arms Shell - Upholstered Armcaps - Laminate	ZUSA-03LS29	24	1433	1594	1755	1914	2077	
									
	Sled Stool 29" Seat Height With Arms Shell - Upholstered Armcaps - Veneer	ZUSA-03VS29	24	1316	1476	1638	1798	1959	
									

Minimum order of twelve (12) Zuri, contact Customer Service for additional information

Stacking

Refer to page 403.

COM Yardage

Refer to page 406.

To Order, Specify...

- 1 Model Number
- 2 Frame Color
- 3 Upholstery Selection

For Armcaps...





- 4 Laminate or Veneer Finish
- 5 Additional Options

VERSTEEL



Questions?

1.800.876.2120

		material > grade >		Fabric Grade 2 or COM	Fabric Grade 3	Fabric Grade 4	Fabric Grade 5	Fabric Grade 6
Style	Description	Model #	Product Wt					
4-Leg	4-Leg Stool 29" Seat Height Low Back Without Arms Shell - Upholstered	ZUL-01S29L	20	1088	1168	1249	1329	1409
								
	4-Leg Stool 29" Seat Height Without Arms Shell - Upholstered	ZUL-01S29	19	1186	1347	1505	1667	1828
								
4-Leg Stool 29" Seat Height With Arms Shell - Upholstered Armcaps - Laminate	ZULA-03LS29	22	1433	1594	1755	1914	2077	
								
4-Leg Stool 29" Seat Height With Arms Shell - Upholstered Armcaps - Veneer	ZULA-03VS29	22	1316	1476	1638	1798	1959	
								

Minimum order of twelve (12) Zuri, contact Customer Service for additional information

Stacking

Refer to page 403.

COM Yardage

Refer to page 406.

Frame Finish	Price	Frame Options (4-Leg Stool)	Code	Price	Custom Charges	Code	Price
Chrome	\$ 147	Hard Surface Glides - Nylon - (set of 4)	GLD30	\$ 20	Powder Coat Alternative (per color)	OPA	call
Nickel	\$ 200	Hard Surface Glides - Felt - (set of 4)	GLD31	\$ 20	Stain Finish Match (per finish)	OSM	\$ 894
Powder Coat - Standard	n/c						
Powder Coat - Premium	\$ 147						

The Versteel seating, tables, casegoods and components listed in this catalog may be covered in whole or in part by the following active or pending patents and other patents pending in the United States or Canada:

U.S. Active or Pending Patents: 6,935,690; 7,509,914; 7,794,016; 7,849,804; 7,850,241; 8,122,837; 8,297,208; 8,833,272; 8,869,715; 9800037; 10,213,015; 16/834,005; 16/840,555.

U.S. Design Patent: D612,164; D626,767; D653,886; D654,282; D786591; D792718; D862,102; D866,075.


Canada Active or Pending Patent: 143,997; 143,998; 146,793; 2,579,494; 2,600,629; 2,707,148; 2,731,261; 2,760,476; 2,922,333.

Canadian Design Patent: 166383; 166,384; 171,210; 176530.

Trademarks TM ®

Versteel and the Versteel logo are registered trademarks of Ditto Sales, Inc. dba Versteel in the United States, United Kingdom and Canada. Other registered trademarks of Versteel include: Aerie, Airfoil, Arvo, Brattice, Cable Coil, Chela and Chela designs, Companion, Curvare, Elements Conference, Elly, Entourage, Equip, GeoMetrix, Henri, Immix, Interplay, Kompis, Looksee, Model 8, ODIS, OH!, Ollie, Paces, Performance, Power Bay, Powerlink, Quanta, Rover, Rover Coaster, Rover Computer, Rover Daddy, Rover Utility, Sate, Seating in Motion, SIMON, Socius, Studio Steel, Tables in Motion, The Maker Project, Thea, TIM, TOD, Training on Demand, Troupe, Tuscany, Uno, Vela, Versteel seating logo, Versteel table logo, Wavelink and Wavelink logo, Wordplay, Zayn, Zuri.

Third Party Marks



The Intertek Green Leaf VOC/VOC+ Certifications test to the ANSI/BIFMA X7.1 Standard.

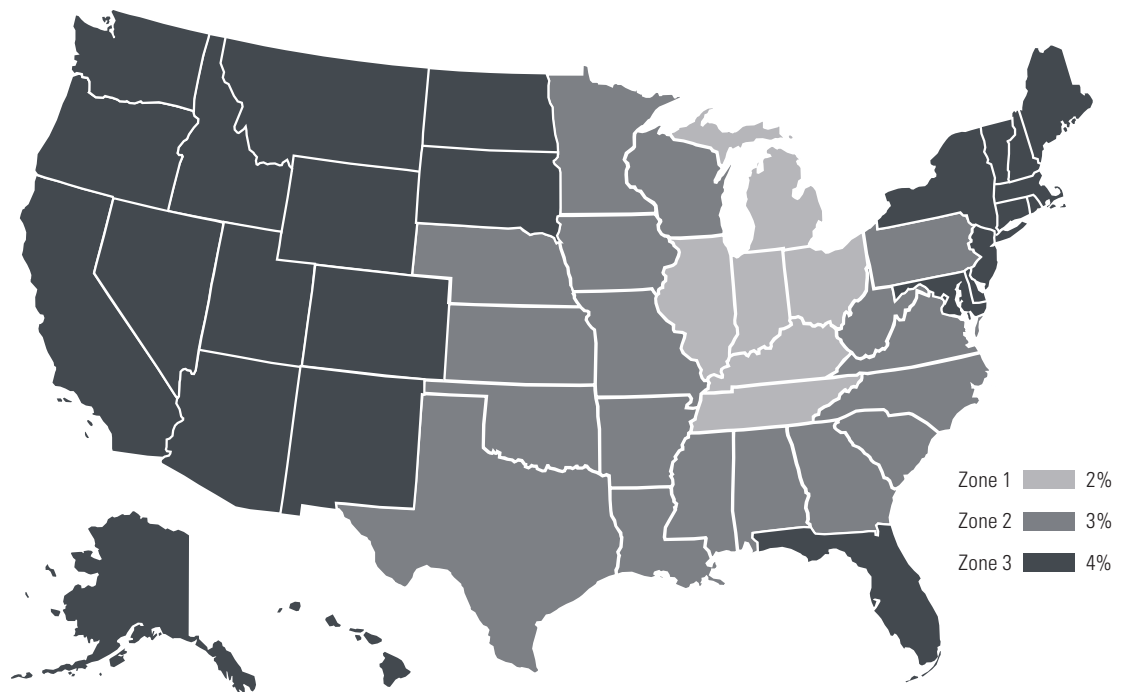


Manufacturer certifies that products meet or exceed applicable ANSI/BIFMA standards and testing.

For further information about any Versteel product, please visit our website or contact a Versteel Customer Service Representative at 800.876.2120 or 812.634.2120.

All other trademarks and registered trademarks are the property of their respective owners.

Any rights not expressly granted herein are reserved.



* Percentage rates for **Alaska** and **Hawaii** are to Port of Exit in the 48 contiguous states.

Freight Program

Normal delivery is on a dock-to-dock basis, F.O.B. Versteel's factory in Jasper, Indiana. Orders within the 48 contiguous United States will be assessed a freight charge based on a percentage of the total net price, or a flat rate of \$250*, whichever is greater. Using the zone map above apply the appropriate percentage to the total net to determine freight cost. Special requests such as inside delivery, "call before," etc. should be noted on the customer's purchase order and are subject to additional charges. Contact Versteel Customer Service regarding freight quotes for shipments to Canada, a minimum charge of \$300* will apply.

Oversized Shipping Fee

Orders received for items or tops greater than 94" in length will receive a \$200 net oversized shipping fee per order. Fee not applied to orders with multi-piece tops where each section is less than 94" in length.

All prices are delivered list price effective with date printed on cover and supersedes all other published price lists. Versteel reserves the right to change prices or specifications without prior notice. Orders are accepted subject to price prevailing at time of shipment.

versteel.com
Made in America
800 876 2120