

# Price List

JUMP TO PRICING [CLICK HERE](#)

TABLES



VERSTEEL



#### Tops

The  $\frac{7}{8}$ " thick laminate or veneer Rectangle and Arc Rectangle top shapes are available in 24" and 30" widths and lengths of 42", 48", 60" and 72".

#### TIM Base Construction

Tim table bases are constructed of 14 gauge round tube upper legs with 16 gauge round tube telescoping height adjustment lower leg sections. Guide bushings inside the legs are molded from nylon bushing materials to provide smooth, quiet operation of the height adjustment feature. The height adjustment button is made of solid steel with a spring actuated movement. A Height Adjustment Lock Out Kit is available if you wish to lock out the push-button height adjustment feature.

#### Fixed Bases

Fixed bases feature a  $\frac{1}{4}$ " thick mounting top plate and are field installed into pre-drilled holes with hardware provided. TIM tables with fixed bases include the push-button height adjustment feature.

**NOTE** FIXED BASES ARE SHIPPED SEPARATE FROM THE TOP AND ONLY REQUIRE SCREW ATTACHMENT TO ASSEMBLE

#### Tilt-Nest-Fold Bases

Tilt feature is cable actuated with the pull of a release handle located under the table top on the end of the surface. The cable operates two brake control mechanisms mounted on each end of the table to support the top. Nest-fold features are constructed of die cast metal components and 14 gauge round tube, fully enclosed in reinforced plastic housings for smooth, quiet operation.

**NOTE** THE TABLE IS SHIPPED FACTORY ASSEMBLED FOR IMMEDIATE USE AFTER UNCARTONING

#### Table Heights

TIM tables are constructed with push-button height adjustment to provide five inches of vertical movement. The top leg hole position will set the surface height at 27" with the third from the top hole for 29" standard seated task, and the bottom round hole providing the 32" surface height required for wheelchair applications. The adjustment holes are at 1" spacing increments.

#### Casters + Glides

TIM tables are standard with two locking and two non-locking gray two-tone soft-wheeled non-hooded casters. Tables can be ordered with optional glides. This option reduces the overall table cost and keeps the tables in position without the need to lock the casters. Base glides reduce the overall table height by  $\frac{9}{16}$ ".

#### Power + Data

To complete your specification, power and data along with wire management options can be added to your table. Refer to the Power + Data Price List.

#### Laminate and Veneer, Standard Core Construction

The standard top construction consists of 45-50 lb particleboard, surfaced with a high pressure laminate or plain sliced veneer face. A backer sheet is laminated to the underside of the top. Tops are shipped pre-drilled for field installation of bases and accessories.

#### PVC Flat or Fluted Edge



Edge of 2mm PVC hot melt banded to the top with 1/8" radius at the top and bottom. Available with 1 1/2" radius corners or square corners.



Offered in twenty-one (21) standard colors.

#### Wood Flat or Fluted Edge



Wood banding hot melt banded to the top with 1/8" radius at the top and bottom. Available with 1 1/2" radius corners or square corners.



Offered in Ash, Cherry, Maple or Walnut materials.

#### Bumper Edge



Exposed ply core banding with rubberized 5/8" width bumper in the center of profile. Corners with 1 1/2" radius are available on tables with 1 1/4" edge thickness.

Offered in black bumper standard color.

#### Urethane/PVC Ergo Edge (User Side)



Edge of 1 3/4" wide molded urethane designed with a sloped ergonomic edge on one side and a 2mm PVC flat edge on the remaining sides. PVC corners are available in square or radius on 7/8" and 1 1/4" edge thicknesses.

Urethane offered in ten (10) colors with coordinating PVC colors.

#### Shipping Schedule

##### Standard Items

Laminate, PVC Edge	3-5 WEEKS
Laminate, Wood Edge	3-5 WEEKS
Veneer, Wood Edge	6-8 WEEKS

Contact Versteel Customer Service for special lead time requests.

Contact Versteel Customer Service for special lead time requests.

## BIFMA

All Versteel products are constructed to pass the relevant ANSI/BIFMA standards. For more detailed specifications by series and base style, contact Versteel Customer Service at 800.876.2120.

Additional information regarding warranty, terms and conditions, shipping, care and maintenance, etc. can be found in the All Tables price list.

**Panel Modesty (MPL and MPV)**

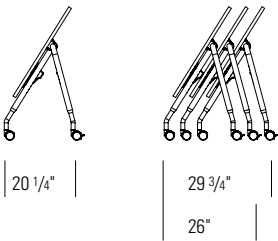
The Panel Modesty is constructed of  $\frac{3}{4}$ " hardboard core with laminate or veneer face and back surfaces, machined with exposed edges. Panel Modesty can be specified on both fixed and tilt-nest-fold base tables and will swing out to nest on the table. The 8  $\frac{1}{2}$ " high Panel Modesty is field mounted with hook brackets, installed with handwheels under the table top. Threaded inserts are installed in the top when Panel Modesty is specified with the table. Panel Modesty shapes complement the rectangle and are rectangle top shapes. Finish details match the top unless specified differently.

*Rectangle**Arc Rectangle***Sail Modesty (MS \_\_)**

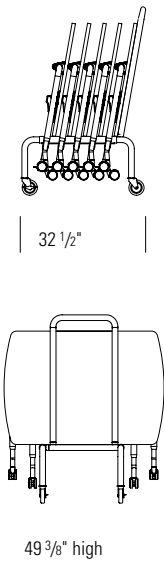
The Sail Modesty panel is constructed of Lycra® fabric hooked into slotted holes on the table legs then stretched and hooked over pegs on the under surface of the table top. Sail Modesty panels can be specified on both fixed and tilt-nest-fold base tables and can be stored on table when tilted, nested or folded on table transport. All TIM tables are pre-drilled for the field installation of the Sail Modesty. Top pegs are installed when Sail Modesty is specified with the table. Sail Modesty is available in coordinating colors of Alabaster, Alloy, Ebony and Frost.



TIM Tilted & Nested



TIM on Table Transport



To Order, Specify...

- 1 Model Number, include top and edge style
- 2 Top Material
  - a. Laminate manufacturer and color
  - b. Veneer species and finish color
- 3 Edge Color
- 4 Base Color
- 5 Additional Options

base model						finish selections				options				
TM	V2	3072	AR	TF	LP1R	/	TW D439-60	/	CFOS	/	ECHR	/	WRA	MPL
series	base style	top size	top shape	table function	top, edge & corner		top laminate manufacturer & laminate color		edge color		base color		wire options	modesty option

A **TMV2 3072ARTF LP1R** is a TIM series 30" x 72" arc rectangle table with tilt-fold bases, a laminate 7/8" thick top with a PVC edge and radius corners.

The codes **TW D439-60 / CFOS / ECHR** specify a Wilsonart D439-60 Wallaby laminate, Fossil PVC and Chrome bases.

The codes **WRA / MPL** specify a brush grommet in location A and a panel modesty.

Model Number **TMV2 3072ARTF LP7R**



Orders may be sent via

Mailing Address

Versteel  
2332 Cathy Lane  
Jasper IN 47546

Contact Versteel

Email contact@versteel.com  
Phone 800 876 2120  
812 634 2120  
Fax 812 482 9318

### Laminate

Versteel's standard offering of laminates includes over 900 laminates from Formica, Nevamar, Pionite and Wilsonart.

Laminate manufacturers change standard offerings frequently, making it possible a standard product can become unavailable. Versteel cannot be responsible for any inconvenience this may cause.

### Veneer

TIM tables are available with plain sliced Ash, Cherry, Maple and Walnut veneers.

### Veneer Species

Ash . . . . .	AP01	Maple. . . . .	MP01
Cherry . . . . .	CP01	Walnut . . . . .	WP01

### Veneer Finish

#### Ash

Beach. . . . .	VBEA	Fog . . . . .	VFOG
Chestnut. . . . .	VCHE	Pebble . . . . .	VPEB
Drift . . . . .	VDRI	Whisper . . . . .	VWHI
Fawn . . . . .	VFAW		

#### Cherry

Blossom Cherry . . . . .	VBLC	Java Cherry. . . . .	VJAC
Cordovan Cherry . . . . .	VCNC	Millwork Cherry. . . . .	VMWC
Golden Cherry . . . . .	VGNC		

#### Maple

Caramel Maple . . . . .	VCMM	Sugar Maple . . . . .	VSUM
Solar Maple. . . . .	VSLM		

#### Walnut

Brighton Walnut . . . . .	.VBRW	Natural Walnut. . . . .	VNAW
Espresso Walnut. . . . .	.VESW		

### PVC Edge Colors

Absolute Acajou . . . . .	CABA	Nimbus. . . . .	CNIM
Alloy. . . . .	.CALY	Pearl . . . . .	CPEA
Carbon. . . . .	.CCAR	Platinum. . . . .	CPLA
Champagne . . . . .	.CCHA	Pralines & Cream . . . . .	CPRC
Coconut . . . . .	.CCOC	Shadow . . . . .	CSHA
Ebony. . . . .	.CEBO	Snow . . . . .	CSNO
Florence Walnut . . . . .	.CFLW	Stone . . . . .	CSTO
Fossil . . . . .	.CFOS	Storm. . . . .	CSTM
Graphite . . . . .	.CGRA	Whisper . . . . .	CWHI
Grey. . . . .	.CGRE	White Linen . . . . .	CWHL
Kensington Maple. . . . .	.CKEM		

### Wood Edge Species

Ash . . . . .	.A01	Maple. . . . .	M01
Cherry . . . . .	.C01	Walnut . . . . .	W01

### Wood Edge Finishes

#### Ash

Beach. . . . .	WBEA	Fog . . . . .	WFOG
Chestnut. . . . .	WCHE	Pebble . . . . .	WPEB
Drift . . . . .	WDRI	Whisper . . . . .	WWHI
Fawn . . . . .	WFAW		

#### Cherry

Blossom Cherry . . . . .	WBLC	Java Cherry. . . . .	WJAC
Cordovan Cherry . . . . .	WCNC	Millwork Cherry. . . . .	WMWC
Golden Cherry . . . . .	WGNC		

#### Maple

Caramel Maple . . . . .	WCMM	Sugar Maple . . . . .	WSUM
Solar Maple. . . . .	WSLM		

#### Walnut

Brighton Walnut . . . . .	.WBRW	Natural Walnut. . . . .	WNAW
Espresso Walnut. . . . .	.WESW		

### Urethane Edge Colors

Alloy. . . . .	.UALY	Pearl . . . . .	.UPEA
Ebony. . . . .	.UEBO	Stone . . . . .	.USTO
Fossil . . . . .	.UFOS	Storm. . . . .	.USTM
Graphite . . . . .	.UGRA	Whisper . . . . .	.UWHI
Nimbus. . . . .	.UNIM	White Linen . . . . .	.UWHL

**Powder Coat Finishes**

All powder coat finishes in the Versteel offering have been formulated with the use of epoxy, polyester or epoxy and polyester blends to maximize the finish durability.

**Powder Coat Finish Options**

Powder Coat - Standard	.n/c
Powder Coat - Premium (Hope)	.\$165
Powder Coat - Premium (Platinum)	.\$488

**Powder Coat Colors**

Alloy	.PALY	Mint	.PMNT
Amethyst	.PAME	Navy	.PNAV
Anthracite	.PANT	Nimbus	.PNIM
Black Anodized	.PBLA	Nutmeg	.PNUT
Bronze	.PBRO	Pacific	.PPAC
Calypso	.PCAL	Pearl	.PPEA
Carbon	.PCAR	Pebble	.PPEB
Champagne	.PCHA	Platinum	.PPLA
Coconut	.PCOC	Poppy	.PPOP
◆ Copper	.PCOP	◆ Raven	.PRAV
Crimson	.PCRI	Royal	.PROY
◆ Crystal	.PCRY	Seaside	.PSEA
Daffodil	.PDAF	Shipyard	.PSHI
Ebony	.PEBO	Silver	.PSIL
Forest	.PFOR	Snow	.PSNO
Fossil	.PFOS	Stone	.PSTO
◆ Garnet	.PGAR	Storm	.PSTM
◆ Gold	.PGOL	Terra Cotta	.PTEC
Graphite	.PGRA	Whisper	.PWHI
● Hope	.PHOP	White Linen	.PWHL
Kelly Green	.PKEG	Powder Coat Alternative	.OPA
◆ Matte	.PMAT		
Mica	.PMIC		

**Transparent Powder Coats (indicated by ◆)**

Please note that the transparent characteristics of these powders allow all natural welds and textures inherent to raw steel to be visible.

**Premium Powder Coats (indicated by ●)**

Versteel's premium process uses specially formulated powder coats for a truly unique color palette.

**Chrome**

Versteel applies a deep luster chrome plated finish. Chrome is the most durable finish available. Specify Chrome and add \$165 list per table.

Chrome . . . . . ECHR

**Nickel**

Versteel applies a nickel plated finish with a clear coat applied for durability. Specify Nickel and add \$223 list per table.

Nickel . . . . . ENKL

**Finish Reference & Samples**

For finish color reference, please refer to our website. Contact Versteel Customer Service to receive actual color samples for color matches and final color approval.



**Special Laminate****Call for quotation**

Specify code **TSP** (Special Laminate), indicate the quoted charges per table

Special laminates and patterns can be specified as an option. To specify, contact Versteel Customer Service for availability and pricing.

**NOTE** LAMINATES IN STANDARD COLORS AND TEXTURES FROM FORMICA, NEVAMAR, PIONITE AND WILSONART ARE STANDARD

**CAUTION** LAMINATE MANUFACTURERS CHANGE STANDARD OFFERINGS FREQUENTLY, MAKING IT POSSIBLE A STANDARD PRODUCT CAN BECOME UNAVAILABLE. VERSTEEL CANNOT BE RESPONSIBLE FOR ANY INCONVENIENCE THIS MAY CAUSE.

**Custom PVC Color Match****Call for quotation / one time charge per color, per order**

Specify code **OCF** (Custom PVC Color Match), add cost from Versteel quotation

PVC Color Match can be the selection of a color that is available from a Versteel supplier or a new custom color developed for the order. Minimum footage requirements mean that the amount of material needed for your order will effect the cost.

For PVC Color Matching you must supply a color reference sample. Versteel will review the sample for possible existing colors available and send a sample for customer approval. If no color match exists, a custom match will be developed and sampled for customer approval before a production schedule is established.

**Custom Urethane Edge****Call for quotation / one time charge per color, per order**

Specify code **OCU** (Custom Urethane Color Match), add cost from Versteel quotation

For Urethane Color Matching you must supply a color reference sample. A custom match will be developed and sampled for customer approval before a production schedule is established.

**Powder Coat Alternative****Call for quotation**

Specify code **OPA** (Powder Coat Alternative), add cost from Versteel quotation

Powder Coat Alternative is available from Versteel. The entire RAL color reference along with hundreds of other color and finishes are available.

For Powder Coat Alternative matching, you must supply a color reference sample, or an RAL number. Versteel will review the sample for possible existing colors available and send a sample for customer approval. If no color match exists a custom match can be developed. Call Versteel Customer Service for associated upcharges on custom color development.

**Stain Finish Match**

\$996 / one time charge per finish, per order

Specify code **OSM** (Stain Finish Match), add \$996.00 list per finish, per order

Alternative Stain Finishes are available for veneer and wood edged tops.

For Stain Finish Matching you must supply two 4" x 4" finish color and grain reference samples. An expertly finish matched sample will be provided for customer approval.

**Veneer and Wood Edge Alternatives****Call for quotation**

For veneer and wood edge requirements other than the standard plain sliced Ash, Cherry, Maple and Walnut, contact Versteel Customer Service. Versteel is adept at working with a host of domestic and exotic materials. From inlays, figures, pie cuts and special edge profiles, to custom fill levels and sheens, each top is created using the best of technology and old world craftsmanship. The items you only imagined or expected to only be available from a millwork shop are now just another part of your Versteel order. Call Versteel Customer Service for availability and quotation.

**Wood Finish Alternatives****Call for quotation**

When veneer tables are required to have a finish other than the standard natural grain fill level finish appearance, semi-filled or full-filled finishes are available by requesting a quote from Versteel. Call Versteel Customer Service for availability and quotation.

**Table Top and Edge Alternatives**

Table tops and/or edges can be produced in alternative materials if desired. Contact Versteel Customer Service for pricing and availability.

**Alternate Core Construction**

Alternate core constructions are available, including medium density fiberboard (MDF), and cores that contain no urea formaldehyde. Contact Versteel Customer Service for pricing and availability.

**NOTE** CUSTOMS OR ALTERNATIVES MAY AFFECT STANDARD PRODUCTION SCHEDULES

**Base Glides****Subtract \$30**Specify code **GLD02** (Glides), Subtract \$30.00 list per table

Base Glides replace standard casters. This option reduces the overall table cost and keeps the tables in position without the need to lock the casters. Base glides reduce the overall table height by  $\frac{3}{16}$ ".

**Height Adjustment Lock Out Kit****\$49 / kit**Specify code **BHL** (Height Adjustment Lock Out Kit), add \$49.00 list per table

All TIM table have the height adjustment feature but can be locked into the desired height position easily. The Height Adjustment Lock Out Kit provides a stop and screw for each table leg. The stop fits into the round height position hole above or below the push-button and secures with the screw. The screw and stop can easily be removed to allow resetting table height as needed.

**Leash - TIM Table Link****\$95 / table**Specify code **TLS** (TIM Table Leash), add \$95.00 list per table.

The Least table link is available on all TIM tables as a casual, quick link that simply holds the tables in position to each other. The Leash is mounted to the underside of the table top, rotating from under the top to latch into the adjacent table leash.

**Top Custom Cutout****\$120 / cutout**Specify code **TCC** (Top Custom Cutout), add \$120.00 list per cutout

Top Custom Cutout requires a drawing for production and is subject to approvals.

**Sail Modesty****\$284 / each**Specify code **MS\_\_** (Sail Modesty), add \$284 list per table.

Lyrca® fabric Sail Modesty is stretched and hooked on screw pegs under table top and slotted holes in the table approach side legs. All TIM tables are pre-drilled for field installation of the Sail Modesty. Sail Modesty is available in coordinating colors of Alabaster, Alloy, Ebony and Frost. Can be stored on table when tilted, nested or folded on table transport.

**Panel Modesty, Laminate****\$412 / each**Specify code **MPL** (Panel Modesty, Laminate), add \$412 list per table.

Panel Modesty, Laminate is specified with the table and the length and shape is determined by the table top selection of rectangle or arc rectangle. Inserts are included in the table top with hook brackets and handwheels factory installed. Panel is hung from hook brackets in the field after table set up. Panel Modesty finishes match table top finish selections. When table is tilted or nested the Panel Modesty tilts against the leg but must be removed when folded on the table transport.

**Panel Modesty, Veneer****\$1022 / each**Specify code **MPV** (Panel Modesty, Veneer), add \$1022.00 list per table.

Panel Modesty, Veneer is specified with the table and the length and shape is determined by the table top selection of rectangle or arc rectangle. Inserts are included in the table top with hook brackets and handwheels factory installed. Panel is hung from hook brackets in the field after table set up. Panel Modesty finishes match table top finish selections. When table is tilted or nested the Panel Modesty tilts against the leg but must be removed when folded on the table transport.



**Table Transport - TIM****\$1855 / each**

Specify code **AAT3020** (Table Transport) for 42" - 72" length tables, add \$1855.00 list each

The transport saves time and labor. Its 30" width can move tables of specified lengths through doorways with ease.

**SPECIFICATIONS**

- Weight: 37 lbs.
- 30" overall depth
- Alloy powder coat finish
- Two (2) locking and two (2) non-locking casters
- Casters are non-marking wheel material

**TRANSPORT CAPACITY**

FOLDED TABLES WITHOUT MODESTY PANEL	6 ON EDGE 8 STACKED FLAT
FOLDED TABLES WITH MODESTY	5 STACKED FLAT
OVERLAPPING FOLDED TABLES	4 ON EDGE

**NOTE** MAXIMUM LOAD WEIGHT: 1,000 LBS

**NOTE** TABLE LEGS EXTENDED HIGHER THAN 29" STANDARD HEIGHT WILL NOT STORE ON THE TRANSPORT. THE LEGS WILL EXCEED THE TRANSPORT HEIGHT AND DRAG ON THE FLOOR WHEN ROLLING THE CART

## Questions?

800 876 2120

top >  
edge >edge ordering code (radius corner) >  
or  
edge ordering code (square corner) >  
top thickness >edge ordering code (radius corner) >  
or  
edge ordering code (square corner) >  
top thickness >  
top thickness price >

## Base Style












## Table Description

## Model #

## Product Wt

24 x 42 Fix	<b>TMV2 2442REFX</b>	48
24 x 42 Tilt-Fold	<b>TMV2 2442RETF</b>	52
24 x 48 Fix	<b>TMV2 2448REFX</b>	53
24 x 48 Tilt-Fold	<b>TMV2 2448RETF</b>	58
24 x 60 Fix	<b>TMV2 2460REFX</b>	60
24 x 60 Tilt-Fold	<b>TMV2 2460RETF</b>	66
24 x 72 Fix	<b>TMV2 2472REFX</b>	69
24 x 72 Tilt-Fold	<b>TMV2 2472RETF</b>	75
30 x 42 Fix	<b>TMV2 3042REFX</b>	54
30 x 42 Tilt-Fold	<b>TMV2 3042RETF</b>	58
30 x 48 Fix	<b>TMV2 3048REFX</b>	59
30 x 48 Tilt-Fold	<b>TMV2 3048RETF</b>	64
30 x 60 Fix	<b>TMV2 3060REFX</b>	69
30 x 60 Tilt-Fold	<b>TMV2 3060RETF</b>	75
30 x 72 Fix	<b>TMV2 3072REFX</b>	80
30 x 72 Tilt-Fold	<b>TMV2 3072RETF</b>	86

Laminate PVC	Laminate Wood	Laminate Soft PVC	Laminate Urethane/PVC	Veneer Wood
Flat  <b>LP1R</b> or <b>LP1S</b> 7/8"	Flat  <b>LW1R</b> or <b>LW1S</b> 7/8"	Bumper  <b>LB1R</b> 7/8"	Ergo (user side only)  <b>LUPE1R</b> or <b>LUPE1S</b> 7/8"	Flat  <b>VW1R</b> or <b>VW1S</b> 7/8"
Fluted  <b>LPF1R</b> or <b>LPF1S</b> 7/8"	Fluted  <b>LWF1R</b> or <b>LWF1S</b> 7/8"		PVC on remaining sides  7/8"	Fluted  <b>VWF1R</b> or <b>VWF1S</b> 7/8"
7/8"	7/8"	7/8"	7/8"	7/8"
1391	1822	2501	2602	
1926	2352	3035	3134	
1439	1869	2548	2650	
1971	2406	3083	3187	
1520	2056	2831	2893	
2050	2588	3366	3427	
1601	2184	3012	3074	
2134	2715	3545	3606	
1505	1956	2732	2842	
2040	2488	3264	3372	
1552	2007	2780	2891	
2089	2538	3313	3423	
1632	2208	3074	3155	
2170	2742	3606	3688	
1640	2316	3383	3395	
2173	2851	3915	3930	

## To Order, Specify...

- 1 Model Number
- 2 Top Material
- 3 Edge Style and Thickness
- 4 Edge Color
- 5 Base Color
- 6 Additional Options



Base Options	Code	Price
Base Glides (subtract \$30 list per table) .....	GLD02	\$ -30
Height Adjustment Lock Kit .....	BHL	\$ 49

#### Finish Options

Chrome .....		\$ 165
Nickel .....		\$ 223
Powder Coat, Standard .....		n/c
Powder Coat, Premium .....		\$ 165
Platinum .....		\$ 488

#### Top Options

Table Leash, TIM .....	TLS	\$ 95
Special Laminate .....	TSP	call
Custom Cutout (per cutout) .....	TCC	\$ 120

#### Power + Data Options

Please reference the Power + Data Price List

#### Wire Management Options

Cable Hook Legway (set of 2) .....	WCH	\$ 119
1 Oval Brush Grommet, Location A .....	WOA	\$ 97
1 Oval Brush Grommet, Provide Location Print .....	WOG	\$ 97
1 Round Grommet, Location A .....	WRA	\$ 76
1 Round Grommet, Provide Location Print .....	WRG	\$ 76
Canvas, Under Top Mount .....	WCT	\$ 228
Basket, Under Top Mount .....	WBT	\$ 97

#### Modesty Options

Sail, Alabaster .....	MSAB	\$ 284
Sail, Alloy .....	MSAY	\$ 284
Sail, Ebony .....	MSEB	\$ 284
Sail, Frost .....	MSFR	\$ 284
Panel, Laminate .....	MPL	\$ 412
Panel, Veneer .....	MPV	\$ 1022

#### Accessories

Table Transport, 42" to 72" tables .....	ATT3020	\$ 1855
--	---------	---------



## Questions?

800 876 2120

## Base Style



## Table Description

## Model #

## Product Wt

top >  
edge >Laminate  
PVCLaminate  
WoodLaminate  
Soft PVCLaminate  
Urethane/PVCVeneer  
Wood

Flat

Flat

Bumper

Ergo  
(user side only)

Flat



LP1R

LW1R

LB1R

LUPE1R

VW1R

edge ordering code (radius corner) &gt;

top thickness &gt;


7/8"

7/8"

7/8"

7/8"

7/8"



LFP1R

LWF1R

VWF1R

edge ordering code (radius corner) &gt;

top thickness &gt;

7/8"

7/8"

7/8"

7/8"

7/8"

top thickness price &gt;

7/8"

7/8"

7/8"

7/8"

PVC on  
remaining sides

24 x 42 Fix	TMV2 2442ARFX	47
24 x 42 Tilt-Fold	TMV2 2442ARTF	51
24 x 48 Fix	TMV2 2448ARFX	52
24 x 48 Tilt-Fold	TMV2 2448ARTF	57
24 x 60 Fix	TMV2 2460ARFX	59
24 x 60 Tilt-Fold	TMV2 2460ARTF	65
24 x 72 Fix	TMV2 2472ARFX	68
24 x 72 Tilt-Fold	TMV2 2472ARTF	74
30 x 42 Fix	TMV2 3042ARFX	53
30 x 42 Tilt-Fold	TMV2 3042ARTF	57
30 x 48 Fix	TMV2 3048ARFX	58
30 x 48 Tilt-Fold	TMV2 3048ARTF	63
30 x 60 Fix	TMV2 3060ARFX	68
30 x 60 Tilt-Fold	TMV2 3060ARTF	74
30 x 72 Fix	TMV2 3072ARFX	79
30 x 72 Tilt-Fold	TMV2 3072ARTF	85

1439

1869

2548

2650

1971

2406

3083

3187

1488

1918

2597

2698

2019

2455

3132

3235

1567

2104

2882

2943

2098

2637

3416

3476

1648

2233

3061

3123

2183

2768

3596

3656

1552

2007

2780

2891

2089

2538

3313

3423

1604

2052

2827

2936

2137

2586

3362

3474

1684

2259

3123

3205

2214

2792

3656

3740

1690

2365

3430

3445

2221

2896

3965

3974

## To Order, Specify...

- 1 Model Number
- 2 Top Material
- 3 Edge Style and Thickness
- 4 Edge Color
- 5 Base Color
- 6 Additional Options

**Base Options**

	<b>Code</b>	<b>Price</b>
Base Glides (subtract \$30 list per table) .....	GLD02	\$ -30
Height Adjustment Lock Kit .....	BHL	\$ 49

**Finish Options**

Chrome .....		\$ 165
Nickel .....		\$ 223
Powder Coat, Standard .....		n/c
Powder Coat, Premium .....		\$ 165
Platinum .....		\$ 488

**Top Options**

Table Leash, TIM .....	TLS	\$ 95
Special Laminate .....	TSP	call
Custom Cutout (per cutout) .....	TCC	\$ 120

**Power + Data Options**

Please reference the Power + Data Price List

**Wire Management Options**

Cable Hook Legway (set of 2) .....	WCH	\$ 119
1 Oval Brush Grommet, Location A .....	WOA	\$ 97
1 Oval Brush Grommet, Provide Location Print .....	WOG	\$ 97
1 Round Grommet, Location A .....	WRA	\$ 76
1 Round Grommet, Provide Location Print .....	WRG	\$ 76
Canvas, Under Top Mount .....	WCT	\$ 228
Basket, Under Top Mount .....	WBT	\$ 97

**Modesty Options**

Sail, Alabaster .....	MSAB	\$ 284
Sail, Alloy .....	MSAY	\$ 284
Sail, Ebony .....	MSEB	\$ 284
Sail, Frost .....	MSFR	\$ 284
Panel, Laminate .....	MPL	\$ 412
Panel, Veneer .....	MPV	\$ 1022

**Accessories**

Table Transport, 42" to 72" tables .....	ATT3020	\$ 1855
--	---------	---------

