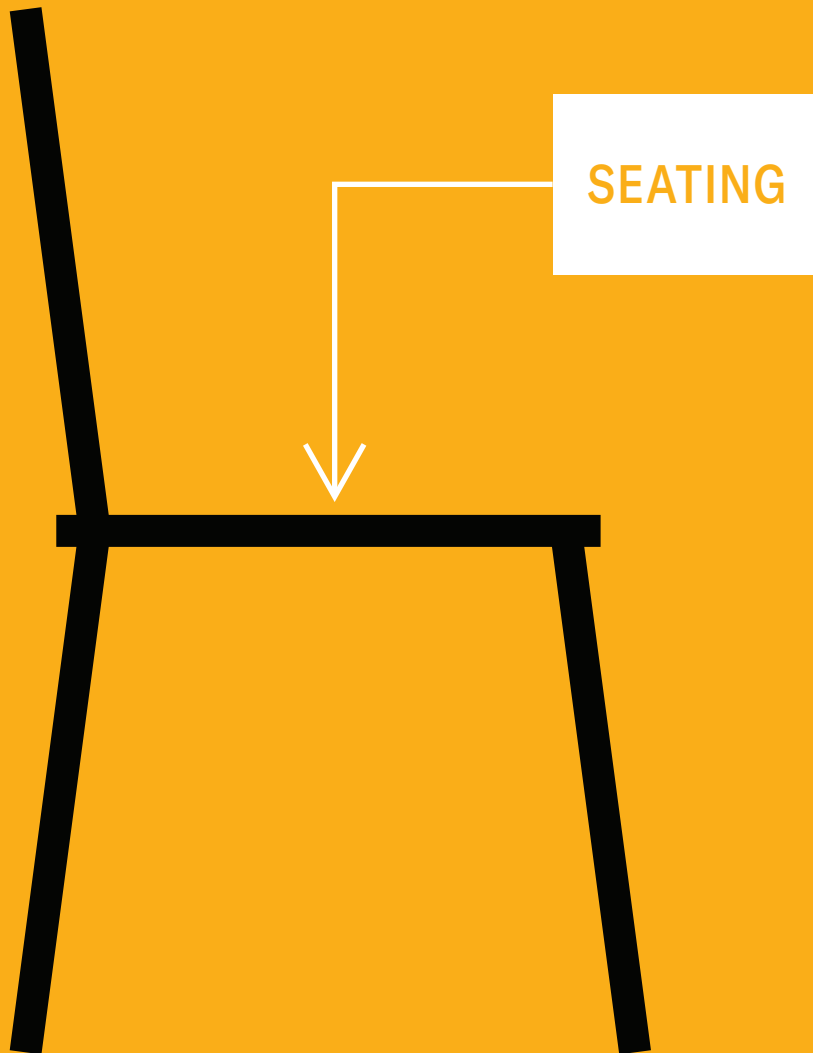


Price List

JUMP TO PRICING [CLICK HERE](#)



VERSTEEL



Specifications

Sate is available in 4-leg guest, stool and swivel base styles with a molded resilient polypropylene resin or veneer shell. All can be specified with or without arms. Polypropylene armcaps are available in three colors. An upholstered seat pad can be specified on all models. 4-leg chairs are also available with a tablet arm.

Features

The clean design of the chair features a flex motion and innovative frame that allows for continual user support. 4-leg chairs and stools are standard with polyethylene glides. The die cast aluminum 5-star base incorporates dual wheel black casters. 4-leg chairs are lightweight and easy to stack on the floor or on the Sate Chair Trolley for a more efficient use of space. See below for stacking information.

Stacking Information

Floor

Guest Chair (w/o Casters) 10 (6 if seats are upholstered)
Guest Chair (w/Casters) 6 (4 if seats are upholstered)

Trolley

Guest Chair (with or w/o Casters) 20 (10 if seats are upholstered)

Shipping Schedule

Poly Shell	3-5 WEEKS
Ply Shell	3-5 WEEKS

Contact Versteel Customer Service for special lead time requests.

NOTE CHAIR ORDERS WITH COM UPHOLSTERY WILL BE SCHEDULED UPON RECEIPT OF COM UPHOLSTERY YARDAGE

BIFMA

All Versteel products are constructed to pass the relevant ANSI/BIFMA standards. For more detailed specifications by series and base style, contact Versteel Customer Service at 800.876.2120.

Additional information regarding warranty, terms and conditions, shipping, care and maintenance, etc. can be found in the All Seating price list.

**Sate Guest Chair
Armless/Arms**

Chair Dimensions
Overall height: 32 5⁄8"
Overall width w/ armcaps: 23 1⁄2"
Overall width w/o armcaps: 22 1⁄2"
Overall width w/o arms: 20"
Overall depth: 21 3⁄8"
Seat height: 18"
Seat width: 17 1⁄2"
Seat depth: 16 3⁄8"
Arm height w/ armcaps: 26 3⁄8"
Actual weight: 17 lbs. w/ arms
Actual weight: 16 lbs. w/o arms



**Sate Guest Chair
Retractable Tablet Arm**

Chair Dimensions
Overall height: 32 5⁄8"
Overall width w/ tablet up: 23 3⁄8"
Overall depth w/ tablet up: 27 3⁄8"
Seat height: 18"
Seat width: 17 1⁄2"
Seat depth: 16 3⁄8"
Arm height: 26 3⁄8"
Actual weight: 23 lbs.



Key	Description
1	3⁄8" 12 gauge steel tube
2	seat shell, molded resilient polypropylene resin
3	seat shell, veneer
4	polyethylene glide
5	polypropylene armcap

Sate Stool - 24"

Armless/Arms

Stool Dimensions
Overall height: 39"
Overall width w/ armcaps: 23½"
Overall width w/o armcaps: 22½"
Overall width w/o arms: 20 7⁄8"
Overall depth: 22¼"
Seat height: 24"
Seat width: 17½"
Seat depth: 16 3⁄8"
Arm height w/ armcaps: 32 5⁄8"
Actual weight: 18 lbs. w/ arms
Actual weight: 17 lbs. w/o arms



Sate Stool - 29"

Armless/Arms

Stool Dimensions
Overall height: 44"
Overall width w/ armcaps: 23½"
Overall width w/o armcaps: 22½"
Overall width w/o arms: 21 1⁄8"
Overall depth: 22¼"
Seat height: 29"
Seat width: 17½"
Seat depth: 16 3⁄8"
Arm height w/ armcaps: 37 5⁄8"
Actual weight: 19 lbs. w/ arms
Actual weight: 18 lbs. w/o arms



Stacking (Trolley)

Guest Chair with or without casters 20 (10 if seats are upholstered)

Stacking (Floor)

Guest Chair without casters 10 (6 if seats are upholstered)
Guest Chair with casters 6 (4 if seats are upholstered)

**Sate Swivel Base
Armless/Arms**

Chair Dimensions
Overall height: 31½" - 36½"
Overall width: 27"
Overall depth: 26½"
Seat height: 16½" - 21½"
Seat width: 17½"
Seat depth: 18"
Arm height w/ armcaps: 25" - 30"
Actual weight: 24 lbs. w/ arms
Actual weight: 22 lbs. w/o arms



Key	Description
1	die cast aluminum 5-star base
2	seat shell, molded resilient polypropylene resin
3	seat shell, veneer
4	dual wheel caster, two tone
5	polypropylene armcap

Sate Swivel Base Stool
Armless/Arms

Stool Dimensions
Overall height: 36" - 45 1/4"
Overall width: 27"
Overall depth: 26 1/2"
Seat height: 22" - 31 1/4"
Seat width: 17 1/2"
Seat depth: 18"
Arm height w/ armcaps: 30 1/2" - 39 1/4"
Actual weight: 31 lbs. w/ arms
Actual weight: 28 lbs. w/o arms



Standard Versteel Upholstery

Standard Versteel Upholstery offers a range of materials, from fabrics in a variety of colors and textures to vinyls for soil resistance. Please refer to Versteel's fabric cards or the "Materials + Finishes" section of our website for information.

Grade-In Upholstery

Versteel has coordinated with upholstery manufacturers to simplify your order process. Many of the manufacturers' offerings have been pre-approved for application on Versteel Seating.

Contact Versteel Customer Service with your selected fabric choice to be graded in. You will be supplied with the appropriate grade-in designator. On your purchase order, complete the information with the pattern name, color description and grade-in designator, and Versteel will take it from there.

Customer's Own Material

Customer's Own Materials (COM's) are not an issue on Sate. Many COM's are pre-approved for application on Versteel Seating. Call Versteel Customer Service with your COM selection to determine if it has been pre-approved. If your selection has not been pre-approved, reference the "Receiving COM Approval" section below.

Receiving COM Approval

Not all materials are suitable for upholstery on Sate. A 12" x 12" memo sample must be supplied for approval before a COM material is accepted for an order. If the material is directional in pattern or weave, the pattern repeat (in inches) in both directions or the weave direction must be supplied.

Excess COM

Versteel will not store excess COM for more than 30 days after the order has been completed. If excess material is to be returned after order completion, send the request to Versteel Customer Service prior to acknowledged ship date. It is the customer's responsibility to arrange for the return of the material "freight collect."

COM Requiring Application Test

If an application test is required for your selected COM, send test sample material along with the following.

1. Name and return address
2. Model selected
3. Sketch showing special requirements for the positioning of the materials' pattern on the seat and ledge, if special considerations are required.

NOTE ALL UPHOLSTERIES ARE CUT UP THE ROLL TO MAXIMIZE YIELD AND WEAR PERFORMANCE

Ship COM to:

Versteel
 2332 Cathy Lane
 Jasper, IN 47546

COM must be shipped to the factory with transportation costs "prepaid." If material is considered defective or unusable, it will be returned "transportation collect."

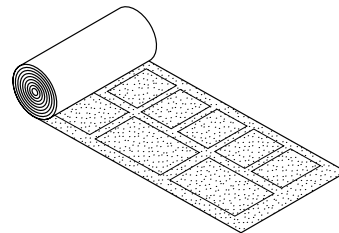
For standard lead time orders, tag fabric with purchase order number and identify with project number if possible.

Application of Directional Fabrics

Due to the upholstering process, some fabrics not considered directional by the supplier may be considered directional by Versteel.

All COM's are cut "up the roll" unless otherwise directed by the customer (see illustration below).

EXAMPLE PATTERN CUT UP THE ROLL



If special cutting or upholstery application is required, you must indicate requirement at time of order entry.

Sate COM Yardage Requirements

COM yardage requirements are calculated for chairs and stools based on a material width of 54" and a repeat of 2" or less. For material less than 54" wide, contact Versteel for yardage requirements. Use the chart below as a guide to calculate your COM yardage. For quantities greater than 20 chairs or stools, contact Versteel Customer Service for calculation of COM yardage by model.

Quantity of Chairs	1	2	3	4	5	6	7	8	9	10	11	12	13	14	15	16	17	18	19	20
Sate																				
Upholstered Seat Only	1.0	1.5	1.5	2.0	2.5	2.5	3.5	3.5	4.0	4.0	4.5	4.5	5.0	5.5	5.5	6.0	6.5	6.5	7.0	7.5

Patterned COM Additional Yardage Guide

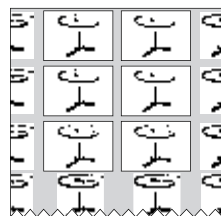
Use the guide below to aid in ordering the appropriate COM fabric when needing to match a pattern with a repeat. To use this guide, add the vertical and horizontal repeats together (e.g. a 5" vertical repeat plus an 11" horizontal repeat gives a 16" total). Then find the appropriate entry on the chart, and increase the yardage estimate by the percentage indicated.

For example: The yardage estimate is 8 yards of 54" wide fabric and the pattern has a repeat of 11" horizontal and 5" vertical. Add up the repeats (11" + 5" = 16") and find the appropriate entry - 15% in this example. Fifteen percent more fabric is required to match the pattern. 8 yards plus an extra 15% is 9.2 yards.

Fabric Width	Plain Fabric	3" - 14" Repeat	15" - 19" Repeat	20" - 27" Repeat	28" - 36" Repeat	37" - 45" Repeat	46" - 54" Repeat
54"	0%	10%	15%	20%	25%	30%	35%
50" - 52"	10%	20%	25%	30%	35%	40%	45%

Decorative Patterns

Yardage requirements are greatly affected by the size of the repeat and the print or pattern of the material. Versteel cuts all seating patterns with aesthetic concerns in mind for high quality and consistency. Refer to the COM listing for the yardage required for pattern repeat.



To Order, Specify...

- 1 Model Number
- 2 Shell Color
- 3 Frame Color
- 4 Swivel Base Color
- 5 Upholstery Selection
- 6 Frame Options



A CES-04 is a Chela series, armless sled base chair with an upholstered seat.

The codes WESW / PWHL / PWHL specify an Espresso Walnut shell with a White Linen frame and a White Linen swivel base color.

Model Number STRSVA-01



Orders may be sent via

Mailing Address

Versteel
2332 Cathy Lane
Jasper IN 47546

Contact Versteel

Email contact@versteel.com
Phone 800 876 2120
 812 634 2120
Fax 812 482 9318

Sate Shells

Sate poly shells are molded with resilient, flexible polypropylene resins with a satin textured surface. Sate wood shells are composed of high-density hardwood ply such as Birch, Beech or Maple, which is then molded with veneer. Standard veneer exterior is Maple.

Wood Finish

Versteel uses a post-catalyst varnish NDF topcoat that meets AWI (Architectural Woodwork Institute) TR6 performance standards.

Sate Poly Shell Colors

Canary	YCAN	Papaya	YPAP
Cobalt	YCOB	Quarry	YQUA
Lime	YLIM	Salsa	YSAL
Near Black	YNBL	Snow	YSNO
Oyster	YOYS		

Sate Wood Finishes

Beach	WBEA	Forest	WFOR
Blossom Cherry	WBLC	Golden Cherry	WGNC
Brighton Walnut	WBRW	Java Cherry	WJAC
Caramel Maple	WCMM	Millwork Cherry	WMWC
Chestnut	WCHE	Pebble	WPEB
Cordovan Cherry	WCNC	Seaside	WSEA
Drift	WDRI	Solar Maple	WSLM
Espresso Walnut	WESW	Sugar Maple	WSUM
Fawn	WFAW	Terra Cotta	WTEC
Fog	WFOG	Whisper	WWHI

Standard Sate Poly Armcap Colors

Near Black	YNBL	Snow	YSNO
Silver	YSIL		

Studio Steel®

Versteel's "urban fabrication" process leaves the telltale signs of welding and assembly on the surface, highlighting a manufacturing aesthetic. Choosing a clear or transparent powder coat is recommended, allowing tonal striations (created as a result of extreme heat), natural textures, and the inherent qualities of raw steel to show through.

Studio Steel Process \$165

Powder Coat Finishes

All powder coat finishes in the Versteel offering have been formulated with the use of epoxy, polyester or epoxy and polyester blends to maximize the finish durability.

Powder Coat Finish Options

Powder Coat - Standard	n/c
Powder Coat - Premium	\$165

Sate Powder Coat Colors

Alloy	PALY	Mint	PMNT
Amethyst	PAME	Navy	PNAV
Anthracite	PANT	Nimbus	PNIM
Black Anodized	PBLA	Nutmeg	PNUT
Bronze	PBRO	⬢ Pacific	PPAC
Calypso	PCAL	Pearl	PPEA
Carbon	PCAR	Pebble	PPEB
Champagne	PCHA	⬢ Platinum	PPLA
Coconut	PCOC	Poppy	PPOP
⬢ Copper	PCOP	⬢ Raven	PRAV
Crimson	PCRI	Royal	PROY
⬢ Crystal	PCRY	Seaside	PSEA
Daffodil	PDAF	Shipyard	PSHI
Ebony	PEBO	Silver	PSIL
Forest	PFOR	Snow	PSNO
Fossil	PFOS	Stone	PSTO
⬢ Garnet	PGAR	Storm	PSTM
⬢ Gold	PGOL	Terra Cotta	PTEC
Graphite	PGRA	Whisper	PWHI
⬢ Hope	PHOP	White Linen	PWHL
Kelly Green	PKEG	Powder Coat Alternative	OPA
⬢ Matte	PMAT		
Mica	PMIC		

Transparent Powder Coats (indicated by ⬢)

Please note that the transparent characteristics of these powders allow all natural welds and textures inherent to raw steel to be visible.

Premium Powder Coats (indicated by ⬢)

Versteel's premium process uses specially formulated powder coats for a truly unique color palette.

Plated

Versteel offers two plated options: Chrome and Nickel. Chrome is our most durable finish available and is a deep luster chrome plated finish. Nickel is a plated finish with a clear coat applied for durability. An upcharge applies for plated finishes. See product pricing pages for upcharge.

Chrome	ECHR
Nickel	ENKL

Finish Reference & Samples

For finish color reference, please refer to our website. Contact Versteel Customer Service to receive actual color samples for color matches and final color approval.

Powder Coat Alternative
Call for quotation

Specify code **OPA** (*Powder Coat Alternative*), add cost from Versteel quotation

Powder Coat Alternative is available from Versteel. The entire RAL color reference along with hundreds of other color and finishes are available.

For Powder Coat Alternative matching, you must supply a color reference sample, or an RAL number. Versteel will review the sample for possible existing colors available and send a sample for customer approval. If no color match exists a custom match can be developed. Call Versteel Customer Service for associated upcharges on custom color development.

NOTE CUSTOM COLOR MATCHING APPROVALS MAY AFFECT STANDARD PRODUCTION SCHEDULES

Poly Shell Alternative
Call for quotation

Specify code **OPS** (*Poly Shell Alternative*), add cost from Versteel quotation

For Poly Shell Alternative, you must supply a color reference sample. Versteel will review the sample for possible existing colors available and send a sample for customer approval. If no color match exists, a custom match can be developed. Minimum order quantities exist for alternative colors. Call Versteel Customer Service for minimums and associated upcharges on Poly Shell Alternatives.

NOTE CUSTOM COLOR MATCHING APPROVALS MAY AFFECT STANDARD PRODUCTION SCHEDULES

Stain Finish Match
\$996 / one time charge per finish, per order

Specify code **OSM** (*Stain Finish Match*), add \$996.00 list per finish, per order

Alternative Stain Finishes are available. For Stain Finish Matching you must supply two 4" x 4" finish color and grain reference samples. An expertly finish matched sample will be provided for customer approval.

NOTE CUSTOM COLOR MATCHING APPROVALS MAY AFFECT STANDARD PRODUCTION SCHEDULES

Casters - Non-Locking Dual Wheel Black Nylon Hard Wheel (Set of 4)**\$171 / chair**

Specify code **CAS51** (Casters - Dual Wheel Black Nylon Hard Wheel), add \$171 list per 4-leg chair.

Black non-locking dual wheel, 2" diameter hard wheel casters may be specified on the 4-leg guest chair. Please refer to the individual pricing pages for availability. Caster option must be specified at the time of the order and does not change the chair seat height.
tools.

Chair Trolley - Sate**\$906 / each**

Specify code **ACTST** (Chair Trolley - Sate), add \$906 list each

STACKING INFORMATION - SATE SATE GUEST CHAIRS (WITHOR WITHOUT CASTERS
STACK 20 HIGH ON THE TROLLEY AND STACK 10 HIGH ON THE FLOOR.

Sate

Guest Chair


Armless



VERSTEEL

Questions?

800 876 2120

				material > grade >	Poly Shell	Fabric Grade 2 or COM	Fabric Grade 3	Fabric Grade 4	Fabric Grade 5	Fabric Grade 6	Wood
Style	Description	Model #	Product Wt								
 STLP-07	4-Leg Base Without Arms Seat - Poly Back - Poly	STLP-07	16	431							
	4-Leg Base Without Arms Seat - Upholstery Back - Poly	STLP-04	16			505	581	655	728	804	
	4-Leg Base Without Arms Seat - Veneer Back - Veneer	STLV-07	16								551
	4-Leg Base Without Arms Seat - Upholstery Back - Veneer	STLV-04	16			622	697	772	847	920	

Stacking

Refer to page 379.

COM Yardage

Refer to page 383.










To Order, Specify...

- 1 Model Number
- 2 Shell Color or Wood Finish
- 3 Frame Color
- 4 Upholstery Selection
- 5 Frame Options



Questions?

800 876 2120

				material > grade >	Poly Shell	Fabric Grade 2 or COM	Fabric Grade 3	Fabric Grade 4	Fabric Grade 5	Fabric Grade 6	Wood
Style	Description	Model #	Product Wt								
 STLPA-08	4-Leg Base With Arms Seat - Poly Back - Poly Armcaps - Poly	 STLPA-08	17	549							
	4-Leg Base With Arms Seat - Upholstery Back - Poly Armcaps - Poly	 STLPA-06	17		619	696	770	846	919		
	4-Leg Base With Arms Seat - Poly Back - Poly Armcaps - None	 STLPA-01	17	549							
	4-Leg Base With Arms Seat - Upholstery Back - Poly Armcaps - None	 STLPA-02	17		619	696	770	846	919		
	4-Leg Base With Arms Seat - Veneer Back - Veneer Armcaps - Poly	 STLVA-08	17								639
	4-Leg Base With Arms Seat - Upholstery Back - Veneer Armcaps - Poly	 STLVA-06	17		712	787	862	935	1010		
	4-Leg Base With Arms Seat - Veneer Back - Veneer Armcaps - None	 STLVA-01	17								639
	4-Leg Base With Arms Seat - Upholstery Back - Veneer Armcaps - None	 STLVA-02	17		712	787	862	935	1010		

Stacking
Refer to page 379.

COM Yardage
Refer to page 383.

Finish Options	Price
Chrome	\$ 165
Nickel	\$ 223
Powder Coat - Standard	n/c
Powder Coat - Premium	\$ 165

Frame Options	Code	Price
Casters, Dual Wheel Black Nylon		
Hard Wheel (set of 4)	CAS51	\$ 171
Casters - Dual Wheel Black Nylon		

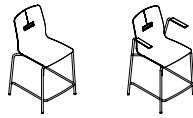
Custom Charges	Code	Price
Powder Coat Alternative (per color)	OPA	call
Stain Finish Match (per finish)	OSM	\$ 996

Accessories		
Chair Trolley - Sate	ACTST	\$ 906

Sate

Stool - 24"



Armless + Arm



VERSTEEL

Questions?

800 876 2120

				material > grade >	Poly Shell	Fabric Grade 2 or COM	Fabric Grade 3	Fabric Grade 4	Fabric Grade 5	Fabric Grade 6	Wood
Style	Description	Model #	Product Wt								
 STLP-07S24	4-Leg Base 24" Seat Height Without Arms Seat - Poly Back - Poly	STLP-07S24	17	536							
	4-Leg Base 24" Seat Height Without Arms Seat - Upholstery Back - Poly	STLP-04S24	17		613	688	762	836	910		
	4-Leg Base 24" Seat Height Without Arms Seat - Veneer Back - Veneer	STLV-07S24	17								615
	4-Leg Base 24" Seat Height Without Arms Seat - Upholstery Back - Veneer	STLV-04S24	17		690	765	838	915	988		
 STLPA-08S24	4-Leg Base 24" Seat Height With Arms Seat - Poly Back - Poly Armcaps - Poly	STLPA-08S24	18	701							
	4-Leg Base 24" Seat Height With Arms Seat - Upholstery Back - Poly Armcaps - Poly	STLPA-06S24	18		774	849	925	999	1073		
	4-Leg Base 24" Seat Height With Arms Seat - Poly Back - Poly Armcaps - None	STLPA-01S24	18	701							

COM Yardage
Refer to page 383.

To Order, Specify...

- Model Number
- Shell Color or Wood Finish
- Frame Color
- Upholstery Selection
- Frame Options



[Questions?](#)

800 876 2120

				material > grade >	Poly Shell	Fabric Grade 2 or COM	Fabric Grade 3	Fabric Grade 4	Fabric Grade 5	Fabric Grade 6	Wood
Style	Description	Model #	Product Wt								
 STLPA-08S24	4-Leg Base 24" Seat Height With Arms Seat - Upholstery Back - Poly Armcaps - None	STLPA-02S24	18			774	849	925	999	1073	
	4-Leg Base 24" Seat Height With Arms Seat - Veneer Back - Veneer Armcaps - Poly	STLVA-08S24	18								777
	4-Leg Base 24" Seat Height With Arms Seat - Upholstery Back - Veneer Armcaps - Poly	STLVA-06S24	18			852	927	1001	1075	1152	
	4-Leg Base 24" Seat Height With Arms Seat - Veneer Back - Veneer Armcaps - None	STLVA-01S24	18								777
	4-Leg Base 24" Seat Height With Arms Seat - Upholstery Back - Veneer Armcaps - None	STLVA-02S24	18			852	927	1001	1075	1152	

COM Yardage
Refer to page 383.

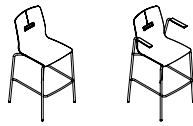
Finish Options	Price
Chrome	\$ 165
Nickel	\$ 223
Powder Coat - Standard	n/c
Powder Coat - Premium	\$ 165

Custom Charges	Code	Price
Powder Coat Alternative (per color)	OPA	call
Stain Finish Match (per finish)	OSM	\$ 996

Sate

Stool - 29"



Armless + Arm



VERSTEEL

Questions?

800 876 2120

				material > grade >	Poly Shell	Fabric Grade 2 or COM	Fabric Grade 3	Fabric Grade 4	Fabric Grade 5	Fabric Grade 6	Wood
Style	Description	Model #	Product Wt								
 STLP-07S29	4-Leg Base 29" Seat Height Without Arms Seat - Poly Back - Poly	STLP-07S29	18	536							
	4-Leg Base 29" Seat Height Without Arms Seat - Upholstery Back - Poly	STLP-04S29	18		613	688	762	836	910		
	4-Leg Base 29" Seat Height Without Arms Seat - Veneer Back - Veneer	STLV-07S29	18								615
	4-Leg Base 29" Seat Height Without Arms Seat - Upholstery Back - Veneer	STLV-04S29	18		690	765	838	915	988		
 STLPA-08S29	4-Leg Base 29" Seat Height With Arms Seat - Poly Back - Poly Armcaps - Poly	STLPA-08S29	19	701							
	4-Leg Base 29" Seat Height With Arms Seat - Upholstery Back - Poly Armcaps - Poly	STLPA-06S29	19		774	849	925	999	1073		
	4-Leg Base 29" Seat Height With Arms Seat - Poly Back - Poly Armcaps - None	STLPA-01S29	19	701							

COM Yardage
Refer to page 383.

To Order, Specify...

- 1 Model Number
- 2 Shell Color or Wood Finish
- 3 Frame Color
- 4 Upholstery Selection
- 5 Frame Options



[Questions?](#)

800 876 2120

				material > grade >	Poly Shell	Fabric Grade 2 or COM	Fabric Grade 3	Fabric Grade 4	Fabric Grade 5	Fabric Grade 6	Wood
Style	Description	Model #	Product Wt								
 STLPA-08S29	4-Leg Base 29" Seat Height With Arms Seat - Upholstery Back - Poly Armcaps - None	STLPA-02S29	19			774	849	925	999	1073	
	4-Leg Base 29" Seat Height With Arms Seat - Veneer Back - Veneer Armcaps - Poly	STLVA-08S29	19								777
	4-Leg Base 29" Seat Height With Arms Seat - Upholstery Back - Veneer Armcaps - Poly	STLVA-06S29	19			852	927	1001	1075	1152	
	4-Leg Base 29" Seat Height With Arms Seat - Veneer Back - Veneer Armcaps - None	STLVA-01S29	19								777
	4-Leg Base 29" Seat Height With Arms Seat - Upholstery Back - Veneer Armcaps - None	STLVA-02S29	19			852	927	1001	1075	1152	

COM Yardage
Refer to page 383.

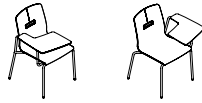
Finish Options	Price
Chrome	\$ 165
Nickel	\$ 223
Powder Coat - Standard	n/c
Powder Coat - Premium	\$ 165

Custom Charges	Code	Price
Powder Coat Alternative (per color)	OPA	call
Stain Finish Match (per finish)	OSM	\$ 996

Sate

Guest Chair











Retractable Tablet Arm



VERSTEEL

Questions?

800 876 2120

				material > grade >	Poly Shell	Fabric Grade 2 or COM	Fabric Grade 3	Fabric Grade 4	Fabric Grade 5	Fabric Grade 6	Wood
Style	Description	Model #	Product Wt								
Retractable Tablet Arm Right 	4-Leg Base Retractable Tablet Arm Right Seat - Poly Back - Poly	 STLP-07RTBR	23	702							
	4-Leg Base Retractable Tablet Arm Right Seat - Upholstery Back - Poly	 STLP-04RTBR	23		776	850	926	1000	1074		
	4-Leg Base Retractable Tablet Arm Right Seat - Veneer Back - Veneer	 STLV-07RTBR	23								793
	4-Leg Base Retractable Tablet Arm Right Seat - Upholstery Back - Veneer	 STLV-04RTBR	23		867	943	1016	1091	1164		
Retractable Tablet Arm Left 	4-Leg Base Retractable Tablet Arm Left Seat - Poly Back - Poly	 STLP-07RTBL	23	702							
	4-Leg Base Retractable Tablet Arm Left Seat - Upholstery Back - Poly	 STLP-04RTBL	23		776	850	926	1000	1074		
	4-Leg Base Retractable Tablet Arm Left Seat - Veneer Back - Veneer	 STLV-07RTBL	23								793
	4-Leg Base Retractable Tablet Arm Left Seat - Upholstery Back - Veneer	 STLV-04RTBL	23		867	943	1016	1091	1164		

STLP-07RTBR
Tablet material is %
Black Europly with a
clear coat edge.

STLP-07RTBL
Tablet material is %
Black Europly with a
clear coat edge.

COM Yardage
Refer to page 383.

To Order, Specify...

- 1 Model Number
- 2 Shell Color or Wood Finish
- 3 Frame Color
- 4 Swivel Base Color
- 5 Upholstery Selection
- 6 Frame Options



Questions?

800 876 2120

				material > grade >	Poly Shell	Fabric Grade 2 or COM	Fabric Grade 3	Fabric Grade 4	Fabric Grade 5	Fabric Grade 6	Wood
Style	Description	Model #	Product Wt								
 STRSP-07	Swivel Base Without Arms Seat - Poly Back - Poly	STRSP-07	22	778							
	Swivel Base Without Arms Seat - Upholstery Back - Poly	STRSP-04	22		961	1036	1108	1183	1260		
	Swivel Base Without Arms Seat - Veneer Back - Veneer	STRSV-07	22								943
	Swivel Base Without Arms Seat - Upholstery Back - Veneer	STRSV-04	22		1122	1195	1269	1345	1419		

COM Yardage
Refer to page 383.

Finish Options

	Price
Chrome	\$ 165
Nickel	\$ 223
Powder Coat - Standard	n/c
Powder Coat - Premium	\$ 165

Swivel Base Options

	Code	Price
Polished Aluminum		n/c
Powder Coat Standard		n/c
Powder Coat Premium		\$ 165
Platinum powder coat, transparent, powder coat, chrome and nickel N/A		

Frame Options

Casters - Dual Wheel Black Nylon		
Hard Wheel	CAS61	n/c

Custom Charges

	Code	Price
Powder Coat Alternative (per color)	OPA	call
Stain Finish Match (per finish)	OSM	\$ 996

Sate

Swivel Base Chair










Arm



VERSTEEL

Questions?

800 876 2120

				material > grade >	Poly Shell	Fabric Grade 2 or COM	Fabric Grade 3	Fabric Grade 4	Fabric Grade 5	Fabric Grade 6	Wood
Style	Description	Model #	Product Wt								
 STRSPA-01	Swivel Base With Arms Seat - Poly Back - Poly Armcaps - Poly	 STRSPA-08	24	961							
	Swivel Base With Arms Seat - Upholstery Back - Poly Armcaps - Poly	 STRSPA-06	24			1142	1215	1290	1363	1439	
	Swivel Base With Arms Seat - Poly Back - Poly Armcaps - None	 STRSPA-01	24	836							
	Swivel Base With Arms Seat - Upholstery Back - Poly Armcaps - None	 STRSPA-02	24			1016	1091	1164	1238	1313	
	Swivel Base With Arms Seat - Veneer Back - Veneer Armcaps - Poly	 STRSVA-08	24								1126
	Swivel Base With Arms Seat - Upholstery Back - Veneer Armcaps - Poly	 STRSVA-06	24			1308	1382	1456	1531	1607	
	Swivel Base With Arms Seat - Veneer Back - Veneer Armcaps - None	 STRSVA-01	24								1002
	Swivel Base With Arms Seat - Upholstery Back - Veneer Armcaps - None	 STRSVA-02	24			1183	1260	1333	1408	1482	

COM Yardage
Refer to page 383.



To Order, Specify...

- 1 Model Number
- 2 Shell Color or Wood Finish
- 3 Frame Color
- 4 Swivel Base Color
- 5 Upholstery Selection
- 6 Frame Options



Questions?

800 876 2120

					material > grade >	Poly Shell	Fabric Grade 2 or COM	Fabric Grade 3	Fabric Grade 4	Fabric Grade 5	Fabric Grade 6	Wood
Style	Description	Model #	Product Wt									
 STRSP-07S	Swivel Base Stool Without Arms Seat - Poly Back - Poly	STRSP-07S	28	966								
	Swivel Base Stool Without Arms Seat - Upholstery Back - Poly	STRSP-04S	28			1148	1219	1296	1371	1444		
	Swivel Base Stool Without Arms Seat - Veneer Back - Veneer	STRSV-07S	28									1126
	Swivel Base Stool Without Arms Seat - Upholstery Back - Veneer	STRSV-04S	28			1308	1382	1456	1531	1607		
 STRSPA-08S Footring available in chrome only. COM Yardage Refer to page 383.	Swivel Base Stool With Arms Seat - Poly Back - Poly Arm caps - Poly	STRSPA-08S	31	1148								
	Swivel Base Stool With Arms Seat - Upholstery Back - Poly Arm caps - Poly	STRSPA-06S	31			1326	1399	1475	1550	1624		
	Swivel Base Stool With Arms Seat - Poly Back - Poly Arm caps - None	STRSPA-01S	31	1023								

Finish Options

Chrome	\$ 165
Nickel	\$ 223
Powder Coat - Standard	n/c
Powder Coat - Premium	\$ 165

Swivel Base Options

Polished Aluminum	Code	Price
Powder Coat Standard		n/c
Powder Coat Premium		\$ 165
Platinum powder coat, transparent, powder coat, chrome and nickel N/A		

Frame Options

Casters - Dual Wheel Black Nylon		
Hard Wheel	CAS61	n/c

Custom Charges

Powder Coat Alternative (per color)	Code	Price
Stain Finish Match (per finish)	OPA	call
	OSM	\$ 996

Sate

Swivel Base Stool


Arm



VERSTEEL

Questions?

800 876 2120

				material > grade >	Poly Shell	Fabric Grade 2 or COM	Fabric Grade 3	Fabric Grade 4	Fabric Grade 5	Fabric Grade 6	Wood
Style	Description	Model #	Product Wt								
 STRSPA-08S	Swivel Base Stool With Arms Seat - Upholstery Back - Poly Armcaps - None	STRSPA-02S	31			1203	1277	1350	1426	1501	
	Swivel Base Stool With Arms Seat - Veneer Back - Veneer Armcaps - Poly	STRSVA-08S	31								1313
	Swivel Base Stool With Arms Seat - Upholstery Back - Veneer Armcaps - Poly	STRSVA-06S	31			1493	1568	1643	1719	1791	
	Swivel Base Stool With Arms Seat - Veneer Back - Veneer Armcaps - None	STRSVA-01S	31								1189
	Swivel Base Stool With Arms Seat - Upholstery Back - Veneer Armcaps - None	STRSVA-02S	31			1371	1444	1519	1592	1667	

Footring available in chrome only.

COM Yardage

Refer to page 383.

To Order, Specify...

- 1 Model Number
- 2 Shell Color or Wood Finish
- 3 Frame Color
- 4 Swivel Base Color
- 5 Upholstery Selection
- 6 Frame Options

800 876 2120

Finish Options	Price	Frame Options	Code	Price	Custom Charges	Code	Price
Chrome	\$ 165	Casters - Dual Wheel Black Nylon			Powder Coat Alternative (per color)	OPA	call
Nickel.....	\$ 223	Hard Wheel.....	CAS61	\$ n/c	Stain Finish Match (per finish).....	OSM	\$ 996
Powder Coat - Standard.....	n/c						
Powder Coat - Premium	\$ 165						
Platinum Powder Coat is Not Available on Swivel Bases							

All prices are delivered list price effective with date printed on cover and supersedes all other published price lists. Versteel reserves the right to change prices or specifications without prior notice. Orders are accepted subject to price prevailing at time of shipment.

versteel.com
Made in America
800 876 2120