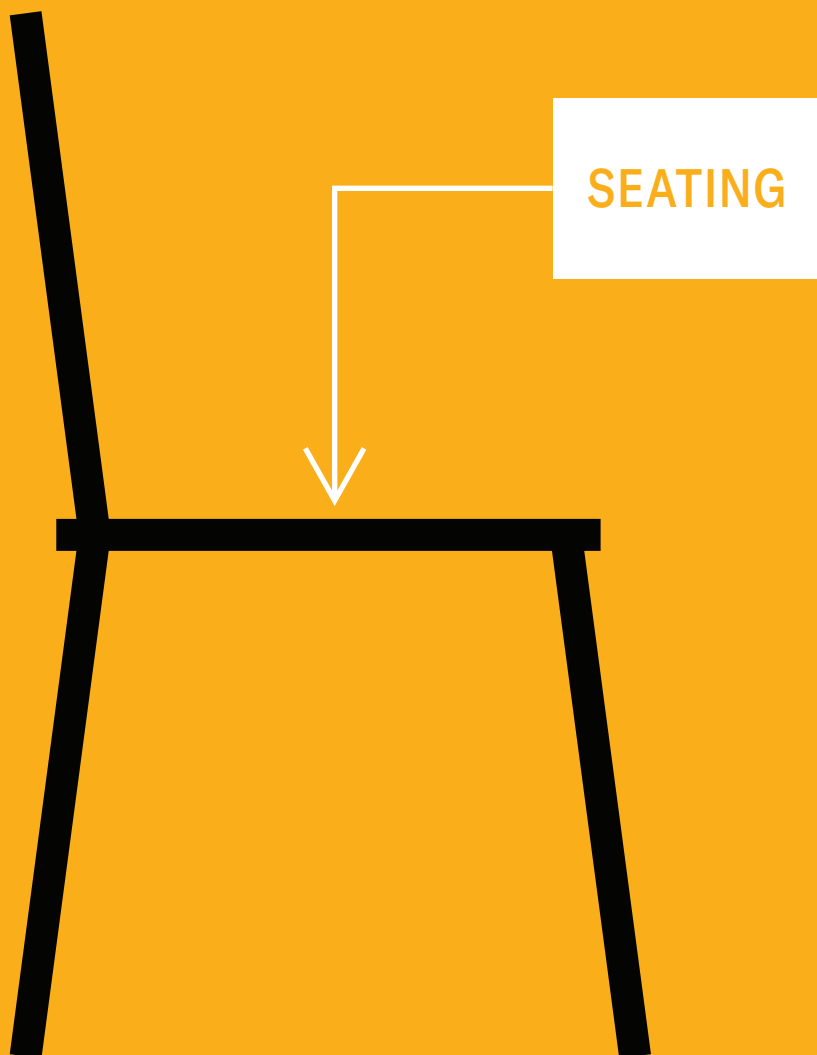


Price List

JUMP TO PRICING [CLICK HERE](#)



VERSTEEL

Chela Guest or Sled Base Armless / Arm

Chair Dimensions
 Overall height: 31½"
 Overall width w/ armcaps: 26½"
 Overall width w/o arms: 22¼"
 Overall depth: 21"
 Seat height: 17½"
 Seat width: 18½"
 Seat depth: 18"
 Between arms: 23"
 Arm height w/ armcaps: 26½"
 Actual weight: 13 lbs. w/ arms
 Actual weight: 12 lbs. w/o arms



Chela Guest or Sled Base Flip-Up Tablet Arm

Chair Dimensions
 Overall height: 31½"
 Overall width w/ tablet up: 26"
 Overall depth w/ tablet up: 24"
 Seat height: 17½"
 Seat width: 18½"
 Seat depth: 18"
 Arm height: 26½"
 Actual weight: 15 lbs.

Tablet Dimensions
 Tablet size: 10½" d x 13" w x ¾" thick
 Tablet is available in black only



Chela Swivel Caster or Glide Base Armless / Arm

Chair Dimensions (at lowest cylinder height)
 Overall height: 29½"
 Overall width w/ armcaps: 26½"
 Overall width w/o arms: 25½"
 Overall depth: 24"
 Seat height: 16" - 21"
 Seat width: 18½"
 Seat depth: 18"
 Between arms: 23"
 Arm height w/ armcaps: 24"
 Cylinder height adjustment range: 5"
 Actual weight: 25 lbs. w/ arms
 Actual weight: 24 lbs. w/o arms



Key	Description
1	arm, 7/16" solid steel rod
2	back support rail, 1/2" solid steel rod
3	base frame, 5/8" o.d. 12 gauge steel tube
4	base frame, 5/8" o.d. 14 gauge steel tube
5	seat shell, molded resilient polypropylene resin

Key	Description
6	upholstered back, molded liner with 1/2" thick 3 lb. density foam
7	upholstered seat, molded liner with 1/2" thick 2 lb. density foam
8	foot rest, 1/2" solid steel rod
9	flat glide, clear polycarbonate
10	dome glide, black nylon

Key	Description
11	glide feet, black polyimide
12	dual wheel black nylon soft wheel casters
13	swivel base caster column, 3" o.d. 16 gauge steel tube
14	swivel base upper arc, 3/4" o.d. 14 gauge steel tube
15	swivel base lower arc, 5/16" solid steel rod

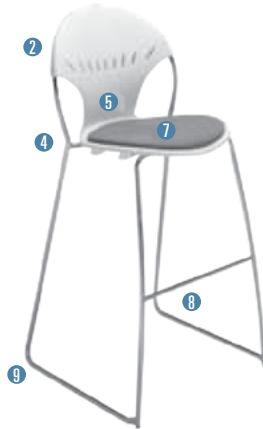
Chela Sled Base Stool - 24"
Armless / Arm

Stool Dimensions
 Overall height: 37"
 Overall width w/ armcaps: 26½"
 Overall width w/o arms: 22¼"
 Overall depth: 22 5/8"
 Seat height: 24"
 Seat width: 18½"
 Seat depth: 18"
 Between arms: 23"
 Arm height w/ armcaps: 33"
 Seat to footrest: 16"
 Actual weight: 17 lbs. w/ arms
 Actual weight: 16 lbs. w/o arms
 Suggested for use w/ 33" - 38" table heights



Chela Sled Base Stool - 29"
Armless / Arm

Stool Dimensions
 Overall height: 42"
 Overall width w/ armcaps: 26½"
 Overall width w/o arms: 22¼"
 Overall depth: 22 5/8"
 Seat height: 29"
 Seat width: 18½"
 Seat depth: 18"
 Between arms: 23"
 Arm height w/ armcaps: 38"
 Seat to footrest: 16"
 Actual weight: 19 lbs. w/ arms
 Actual weight: 18 lbs. w/o arms
 Suggested for use w/ 38" - 42" table heights



Chela Swivel Caster or Glide Base Stool
Armless / Arm

Stool Dimensions (at highest cylinder height)
 Overall height: 44½"
 Overall width w/ armcaps: 26½"
 Overall width w/o arms: 25½"
 Overall depth: 25½"
 Seat height: 22" - 32"
 Seat width: 18½"
 Seat depth: 18"
 Between arms: 23"
 Arm height w/ armcaps: 39"
 Seat to footrest: 14½"
 Cylinder height adjustment range: 10"
 Actual weight: 27 lbs. w/ arms
 Actual weight: 26 lbs. w/o arms
 Suggested for use w/ 32" - 42" table heights



Stacking (Trolley)

Sled Base Chair 20 (10 if seats are upholstered)
 Guest Chair with or without casters 20 (10 if seats are upholstered)

Stacking (Floor)

Sled Base 10 (6 if seats are upholstered)
 Sled Base with tablet arm 6 (4 if seats are upholstered)
 Sled Base Stool (24" or 29") 8 (5 if seats are upholstered)
 Guest Chair without casters 10 (6 if seats are upholstered)
 Guest Chair with casters 6 (4 if seats are upholstered)
 Guest Chair with tablet arm 6 (4 if seats are upholstered)

Chela

Chair Frame + Construction

VERSTEEL

**Chela Beam 4-Leg Base
2 seat**

Chair Dimensions

Overall height: 32"

Overall width: 45"

Overall depth: 23"

Seat height: 17½"

Seat width: 18½"

Seat depth: 18"

Actual weight: 42 lbs.

**Chela Beam 4-Leg Base
1 seat, 1 top**

Chair Dimensions

Overall height: 32"

Overall width: 45"

Overall depth: 23"

Seat height: 17½"

Seat width: 18½"

Seat depth: 18"

Table height: 17"

Actual weight: 42 lbs.

**Key Description**

- ① back support rail, ½" solid steel rod
- ② base frame, 1½" o.d. 14 gauge steel tube
- ③ base frame, ¾" o.d. 14 gauge steel tube
- ④ base frame, 2¾" o.d. 11 gauge steel tube

Key Description

- ⑤ seat shell, molded resilient polypropylene resin
- ⑥ upholstered back, molded liner w/ ¾" thick 3 lb. density foam
- ⑦ upholstered seat, molded liner with ½" thick 2 lb. density foam

Key Description

- ⑧ dome swivel glide, nickel cap, nylon base
- ⑨ table top surface, ¾" particle board

**Chela Beam 4-Leg Base
3 seat**

Chair Dimensions
 Overall height: 32"
 Overall width: 65"
 Overall depth: 23"
 Seat height: 17½"
 Seat width: 18½"
 Seat depth: 18"
 Actual weight: 58 lbs.



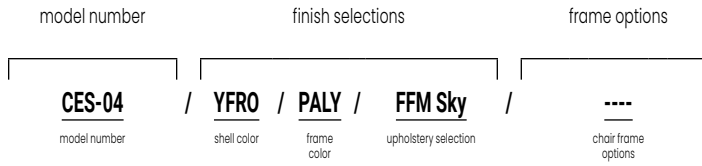
**Chela Beam 4-Leg Base
2 seat, 1 top**

Chair Dimensions
 Overall height: 32"
 Overall width: 65"
 Overall depth: 23"
 Seat height: 17½"
 Seat width: 18½"
 Seat depth: 18"
 Table height: 17"
 Actual weight: 58 lbs.



To Order, Specify...

- 1 Model Number
- 2 Shell Color
- 3 Frame Color
- 4 Upholstery Selection
- 5 Frame Options



A **CES-04** is a Chela series, armless sled base chair.

The codes **YFRO** / **PALY** / **FFM Sky** specify a Frost poly shell with an Alloy frame and Grade 4 Faux Mo Sky upholstery.

Model Number CES-04



Orders may be sent via

Mailing Address
Versteel
2332 Cathy Lane
Jasper, IN 47546

Contact Versteel

Email contact@versteel.com
Phone 800 876 2120
 812 634 2120
Fax 812 482 9318

Studio Steel®

Versteel's "urban fabrication" process leaves the telltale signs of welding and assembly on the surface, highlighting a manufacturing aesthetic. Choosing a clear or transparent powder coat is recommended, allowing tonal striations (created as a result of extreme heat), natural textures, and the inherent qualities of raw steel to show through.

Studio Steel Process \$158 per chair

Powder Coat Finishes

All powder coat finishes in the Versteel offering have been formulated with the use of epoxy, polyester or epoxy and polyester blends to maximize the finish durability.

Powder Coat – Standard n/c

Powder Coat – Premium. \$158 per chair

Chela Powder Coat Colors

Alloy	PALY	Mint	PMNT
Amethyst	PAME	Navy	PNAV
Anthracite	PANT	Nimbus	PNIM
Black Anodized	PBLA	Nutmeg	PNUT
Bronze	PBRO	◆ Obsidian	POBS
Calypso	PCAL	◆ Pacific	PPAC
Carbon	PCAR	Pearl	PPEA
Champagne	PCHA	Pebble	PPEB
Coconut	PCOC	● Platinum	PPLA
◆ Copper	PCOP	Poppy	PPOP
Crimson	PCRI	◆ Raven	PRAV
◆ Crystal	PCRY	Royal	PROY
Daffodil	PDAF	◆ Satin	PSAT
Ebony	PEBO	Seaside	PSEA
Forest	PFOR	Shipyard	PSHI
Fossil	PFOS	Silver	PSIL
◆ Garnet	PGAR	Snow	PSNO
◆ Gold	PGOL	Stone	PSTO
Graphite	PGRA	Storm	PSTM
● Hope	PHOP	Terra Cotta	PTEC
Kelly Green	PKEG	Whisper	PWHI
◆ Matte	PMAT	White Linen	PWHL
Mica	PMIC	Powder Coat Alternative	OPA

Transparent Powder Coats (indicated by ◆)

Please note that the transparent characteristics of these powders allow all natural welds and textures inherent to raw steel to be visible.

Premium Powder Coats (indicated by ●)

Versteel's premium process uses specially formulated powder coats for a truly unique color palette.

Powder Coat Alternatives

You must forward a color sample or an RAL number for each alternate powder coat color with order placement. Call Versteel Customer Service for pricing and availability.

Plated

Versteel offers two plated options: Chrome and Nickel. Chrome is our most durable finish available and is a deep luster chrome plated finish. Nickel is a plated finish with a clear coat applied for durability. An upcharge applies for plated finishes. See product pricing pages for upcharge.

Chrome ECHR

Nickel ENKL

Chela Poly Shells & Armcaps

Chela seat shells and armcaps are molded with resilient, flexible polypropylene resins with a satin textured surface. The materials provide a comfortable, supportive seating surface throughout the movement of the chair.

Standard Versteel Upholstery

Versteel offers a wide range of materials from fabrics in a variety of colors and textures, to vinyls for soil resistance. Please refer to Versteel's fabric cards or the "Materials and Finishes" section of our website for reference information. versteel.com

Chela Poly Shell Colors

Alloy	YALY	Quarry	YQUA
Chocolate	YCHO	Sage	YSAG
Cloud	YCLO	Slate	YSLA
Frost	YFRO	Soft Yellow	YSOY
Indigo	YIND	Tapioca	YTAP
Near Black	YNBL	Poly Shell Alternative	OPS
Oyster	YOYS		

Versteel Seating COM Standard Yardage Requirements

COM yardage requirements are calculated for chairs and stools based on a material width of 54" and a repeat of 2" or less. For material less than 54" wide, contact Versteel for yardage requirements. Use the chart below as a guide to calculate your COM yardage. For quantities greater than 200 chairs or stools, contact Versteel Customer Service for calculation of COM yardage by chair model.

Quantity of Chairs	1	2	3	4	5	6	7	8	9	10	11	12	13	14	15
Chela (with or without arms)															
Upholstered Seat & Back	1.5	2.5	2.5	3.5	3.5	4.5	4.5	5.5	6.0	6.5	7.5	7.5	8.5	8.5	9.5
Upholstered Seat Only	1.0	1.5	1.5	2.0	2.0	2.5	2.5	3.5	4.0	4.0	4.5	4.5	5.0	5.0	6.0
Upholstered Back Only	0.5	1.0	1.3	1.3	1.8	2.0	2.0	2.5	2.5	3.0	3.0	3.5	3.5	4.0	4.0
Companion and Kompis Radius & Flared Back (with or without arms) <i>Yardage includes upholstered armcaps if specified.</i>															
Upholstered Seat & Back	1.5	2.5	3.5	4.5	5.0	6.0	6.5	7.5	9.0	9.5	11.0	11.0	13.0	13.0	14.5
Upholstered Seat Armless	1.0	1.5	1.5	2.5	2.5	3.0	3.0	4.0	4.5	4.5	5.0	5.0	6.0	6.0	6.5
Upholstered Seat with Arms	1.0	1.5	1.5	2.5	2.5	3.0	3.0	4.0	4.5	4.5	5.0	5.0	6.0	6.0	6.5
Upholstered Back Only	1.0	2.0	2.0	2.5	3.5	4.0	4.5	5.0	5.5	6.0	6.5	7.0	7.5	8.0	8.5
Companion and Kompis X Radius & Flared Back <i>Yardage includes upholstered armcaps.</i>															
Upholstered Seat, Back & Armcaps	2.5	5.0	7.0	9.0	11.0	13.5	15.5	17.0	19.0	21.5	23.0	24.5	26.5	28.5	30.5
Ollie Round (fully upholstered)															
Lid & Bottom (same fabric)	1.3	3.0	3.8	5.0	6.0	6.3	7.0	8.3	8.5	10.0	10.5	12.0	13.0	14.0	14.5
Lid (Fabric 01)	0.8	1.3	1.5	2.5	3.0	3.0	3.5	4.5	5.0	5.0	5.0	6.0	6.5	7.0	7.0
Bottom (Fabric 02)	1.3	1.8	2.5	3.0	4.0	4.5	5.0	5.8	6.3	6.8	8.0	8.5	9.0	9.5	10.5
Ollie Square (fully upholstered)															
Lid & Bottom (same fabric)	2.0	3.5	4.8	6.0	7.0	8.3	9.5	10.0	11.3	13.0	13.8	15.0	16.3	17.5	18.8
Lid (Fabric 01)	0.8	1.3	1.5	2.5	3.0	3.0	3.5	4.5	5.0	5.0	5.0	6.0	6.5	7.0	7.0
Bottom (Fabric 02)	1.8	3.0	3.5	4.5	6.3	6.8	8.0	8.5	9.5	11.3	11.8	13.0	13.5	14.5	16.3
Quanta															
Upholstered Seat Only	1.0	1.5	1.5	2.0	2.5	2.5	3.5	3.5	4.0	4.0	4.5	4.5	5.0	5.5	5.5
Upholstered Seat & Back	1.5	2.5	3.0	4.0	4.5	5.0	6.0	6.5	6.5	7.0	8.0	8.5	9.0	10.0	11.0
Gullwing-Upholstered Seat Only	1.5	2.5	4.0	5.0	6.0	7.0	8.5	9.5	11.0	12.0	14.5	15.5	17.0	18.0	19.5
Gullwing-Upholstered Seat & Back	2.0	3.5	4.5	6.0	7.0	8.5	9.5	11.0	12.0	13.0	14.5	15.5	17.0	18.0	20.0
Quanta Max															
Upholstered Seat Only	1.0	1.5	1.5	2.0	2.5	2.5	3.5	3.5	4.0	4.0	4.5	4.5	5.0	5.5	5.5
Sate															
Upholstered Seat Only	1.0	1.5	1.5	2.0	2.5	2.5	3.5	3.5	4.0	4.0	4.5	4.5	5.0	5.5	5.5
SIMON (with or without arms)															
Upholstered Seat & Back	1.5	2.5	3.0	4.0	5.0	5.5	6.5	7.5	8.0	9.0	9.5	10.5	11.0	12.0	13.0
Upholstered Seat Only	1.0	1.5	1.5	2.5	3.0	3.0	3.5	4.5	5.0	5.0	5.0	6.0	6.5	7.0	7.0
Upholstered Back Only	1.0	2.0	2.0	2.5	3.5	4.0	4.5	5.0	5.5	6.0	6.5	7.0	7.5	8.0	8.5
Socius															
Patient Mid Back	2.5	4.0	5.5	7.0	8.0	10.0	11.5	13.0	15.0	16.5	17.5	18.5	19.5	21.5	23.5
Patient High Back	3.0	4.0	6.0	8.0	9.0	11.0	12.0	14.0	17.0	18.0	19.5	20.5	22.5	24.0	26.5
Bariatric Mid Back	5.0	8.0	10.0	13.0	15.0	18.0	20.0	23.0	25.0	28.0	—	—	—	—	—
Zuri															
Upholstered Seat & Back (One Piece)	2.0	3.0	4.0	5.0	6.0	7.0	8.0	9.5	10.5	11.5	—	—	—	—	—
Upholstered Seat Pad	1.0	1.5	1.5	2.0	2.0	2.5	2.5	3.0	3.0	3.5	3.5	4.5	4.5	5.0	5.0
Low Back	1.5	2.5	2.5	3.5	3.5	4.5	4.5	6.0	6.0	7.0	—	—	—	—	—

Chela
Guest Chair
Armless + Arm











VERSTEEL

Questions?

800 876 2120

Quickship Program Product

		material > grade >	Poly Shell	Fabric Grade 2 or COM	Fabric Grade 3	Fabric Grade 4	Fabric Grade 5	Fabric Grade 6	
Style	Description	Model #	Product Wt						
 <p>CELA-07</p>	4-Leg Base Without Arms	CEL-07 	11	401					
		OS							
	4-Leg Base Without Arms Seat - Upholstered	CEL-04 	12		613	689	766	843	924
		OS							
	4-Leg Base Without Arms Seat - Upholstered Back - Upholstered	CEL-01 	12		728	805	882	958	1036
		OS							
 <p>CELA-08</p>	4-Leg Base With Arms Armcaps - Poly	CELA-08 	12	469					
		OS							
	4-Leg Base With Arms Seat - Upholstered Armcaps - Poly	CELA-06 	13		678	758	833	911	988
		OS							
	4-Leg Base With Arms Seat - Upholstered Back - Upholstered Armcaps - Poly	CELA-03 	13		792	874	950	1028	1105
		OS							

Stacking

Refer to page 21.

COM Yardage

Refer to page 26.



To Order, Specify...

- ① Model Number
- ② Shell Color
- ③ Frame Color
- ④ Upholstery Selection
- ⑤ Frame Options



Questions?

800 876 2120

				material > grade >	Poly Shell	Fabric Grade 2 or COM	Fabric Grade 3	Fabric Grade 4	Fabric Grade 5	Fabric Grade 6
Style	Description	Model #	Product Wt							
Flip-Up Tablet Arm Right  CEL-07TBR Tablet material is 3/4" Black Thermofoil with a Black Thermofoil edge.	4-Leg Base Tablet Arm Right	CEL-07TBR	14	640						
	4-Leg Base Tablet Arm Right Seat - Upholstered	CEL-04TBR	15		851	928	1004	1082	1159	
	4-Leg Base Tablet Arm Right Seat - Upholstered Back - Upholstered	CEL-01TBR	15		967	1046	1120	1201	1276	
Flip-Up Tablet Arm Left  CEL-07TBL Tablet material is 3/4" Black Thermofoil with a Black Thermofoil edge.	4-Leg Base Tablet Arm Left	CEL-07TBL	14	640						
	4-Leg Base Tablet Arm Left Seat - Upholstered	CEL-04TBL	15		851	928	1004	1082	1159	
	4-Leg Base Tablet Arm Left Seat - Upholstered Back - Upholstered	CEL-01TBL	15		967	1046	1120	1201	1276	

Stacking
Refer to page 21.

COM Yardage
Refer to page 26.

Finish Options	Price	Frame Options	Code	Price	Custom Charges	Code	Price
Chrome	n/c	Hard Surface Glides - Nylon (set of 4).....	GLD30	\$ 22	Powder Coat Alternative (per color)	OPA	call
Nickel.....	n/c	Hard Surface Glides - Felt (set of 4).....	GLD31	\$ 22	Poly Shell Alternative (per color).....	OPS	call
Powder Coat - Standard.....	n/c	Casters - Dual Wheel Black Nylon					
Powder Coat - Premium	\$ 158	Hard Wheel (set of 4).....	CAS63	\$ 164			
		Casters - Dual Wheel Black Nylon					
		Soft Wheel (set of 4).....	CAS59	\$ 164			
		Accessories					
		Chair Trolley - Chela	ACTCE	\$ 871			

Chela
Sled Base Chair
Armless + Arm











VERSTEEL

Questions?

800 876 2120

Quickship Program Product

				material > grade >	Poly Shell	Fabric Grade 2 or COM	Fabric Grade 3	Fabric Grade 4	Fabric Grade 5	Fabric Grade 6
Style	Description	Model #	Product Wt							
 <p>CES-07</p>	Sled Base Without Arms	CES-07 	12	411						
	Sled Base Without Arms Seat - Upholstered	CES-04 	13		620	699	776	854	930	
	Sled Base Without Arms Seat - Upholstered Back - Upholstered	CES-01 	13		737	815	891	972	1049	
 <p>CESA-08</p>	Sled Base With Arms Armcaps - Poly	CESA-08 	14	481						
	Sled Base With Arms Seat - Upholstered Armcaps - Poly	CESA-06 	15		690	767	844	925	1000	
	Sled Base With Arms Seat - Upholstered Back - Upholstered Armcaps - Poly	CESA-03 	15		808	883	960	1038	1114	

Stacking
Refer to page 21.



COM Yardage
Refer to page 26.

To Order, Specify...

- 1 Model Number
- 2 Shell Color
- 3 Frame Color
- 4 Upholstery Selection
- 5 Frame Options



Questions?
800 876 2120

				material > grade >	Poly Shell	Fabric Grade 2 or COM	Fabric Grade 3	Fabric Grade 4	Fabric Grade 5	Fabric Grade 6
Style	Description	Model #	Product Wt							
 <p>Flip-Up Tablet Arm Right</p> <p>CES-07TBR Tablet material is 3/4" Black Thermofoil with a Black Thermofoil edge.</p>	Sled Base Tablet Arm Right Armcap - Poly	CES-07TBR	15	651						
	Sled Base Tablet Arm Right Seat - Upholstered Armcap - Poly	CES-04TBR	16		859	936	1015	1092	1169	
	Sled Base Tablet Arm Right Seat - Upholstered Back - Upholstered Armcap - Poly	CES-01TBR	16		976	1053	1133	1207	1288	
 <p>Flip-Up Tablet Arm Left</p> <p>CES-07TBL Tablet material is 3/4" Black Thermofoil with a Black Thermofoil edge.</p>	Sled Base Tablet Arm Left Armcap - Poly	CES-07TBL	15	651						
	Sled Base Tablet Arm Left Seat - Upholstered Armcap - Poly	CES-04TBL	16		859	936	1015	1091	1169	
	Sled Base Tablet Arm Left Seat - Upholstered Back - Upholstered Armcap - Poly	CES-01TBL	16		976	1053	1133	1207	1288	

Stacking
Refer to page 21.

COM Yardage
Refer to page 26.

Finish Options	Price	Accessories	Code	Price	Custom Charges	Code	Price
Chrome	n/c	Chair Trolley - Chela	ACTCE	\$ 871	Powder Coat Alternative (per color)	OPA	call
Nickel	n/c				Poly Shell Alternative (per color)	OPS	call
Powder Coat - Standard	n/c						
Powder Coat - Premium	\$ 158						

Chela

Swivel Caster Base Chair
Armless + Arm











VERSTEEL

Questions?

800 876 2120

Quickship Program Product

				material > grade >	Poly Shell	Fabric Grade 2 or COM	Fabric Grade 3	Fabric Grade 4	Fabric Grade 5	Fabric Grade 6
Style	Description	Model #	Product Wt							
 <p>CEC-07</p>	Swivel Caster Base Without Arms	CEC-07 	23	928						
	Swivel Caster Base Without Arms Seat - Upholstered	CEC-04 	24		1137	1215	1294	1371	1448	
	Swivel Caster Base Without Arms Seat - Upholstered Back - Upholstered	CEC-01 	24		1247	1332	1411	1487	1675	
 <p>CECA-08</p>	Swivel Caster Base With Arms Armcaps - Poly	CECA-08 	24	999						
	Swivel Caster Base With Arms Seat - Upholstered Armcaps - Poly	CECA-06 	25		1206	1282	1363	1441	1518	
	Swivel Caster Base With Arms Seat - Upholstered Back - Upholstered Armcaps - Poly	CECA-03 	25		1322	1400	1477	1554	1632	









COM Yardage
Refer to page 26.

To Order, Specify...

- ① Model Number
- ② Shell Color
- ③ Frame Color
- ④ Upholstery Selection
- ⑤ Frame Options




Questions?
800 876 2120



				material > grade >	Poly Shell	Fabric Grade 2 or COM	Fabric Grade 3	Fabric Grade 4	Fabric Grade 5	Fabric Grade 6
Style	Description	Model #	Product Wt							
 CEG-07	Swivel Glide Base Without Arms	CEG-07 	23	920						
			OS							
	Swivel Glide Base Without Arms Seat - Upholstered	CEG-04 	24		1130	1204	1281	1362	1436	
			OS							
	Swivel Glide Base Without Arms Seat - Upholstered Back - Upholstered	CEG-01 	24		1246	1321	1399	1476	1553	
			OS							
 CEGA-08	Swivel Glide Base With Arms Armcaps - Poly	CEGA-08 	24	925						
			OS							
	Swivel Glide Base With Arms Seat - Upholstered Armcaps - Poly	CEGA-06 	25		1196	1274	1351	1429	1506	
			OS							
	Swivel Glide Base With Arms Seat - Upholstered Back - Upholstered Armcaps - Poly	CEGA-03 	25		1312	1391	1469	1546	1623	
			OS							

COM Yardage
Refer to page 26.

Finish Options	Price	Frame Options	Code	Price	Custom Charges	Code	Price
Chrome	\$ 158	Casters, Dual Wheel Black Nylon			Powder Coat Alternative (per color)	OPA	call
Nickel	\$ 214	Hard Wheel (set of 4) (Caster Models Only) ...	CAS61	n/c	Poly Shell Alternative (per color)	OPS	call
Powder Coat - Standard	n/c						
Powder Coat - Premium	\$ 158						

ChelaSled Base Stool - 24"
Armless + Arm**VERSTEEL****Questions?**

800 876 2120

		material > grade >	Poly Shell	Fabric Grade 2 or COM	Fabric Grade 3	Fabric Grade 4	Fabric Grade 5	Fabric Grade 6	
Style	Description	Model #	Product Wt						
 CESA-04S24	Sled Base 24" Height Without Arms	CES-07S24	15	535					
	Sled Base 24" Height Without Arms Seat - Upholstered	CES-04S24	16		705	782	859	938	1016
	Sled Base 24" Height Without Arms Seat - Upholstered Back - Upholstered	CES-01S24	16		773	849	927	1004	1081
 CESA-08S24	Sled Base 24" Height With Arms Armcaps - Poly	CESA-08S24	16	604					
	Sled Base 24" Height With Arms Seat - Upholstered Armcaps - Poly	CESA-06S24	17		775	853	929	1006	1084
	Sled Base 24" Height With Arms Seat - Upholstered Back - Upholstered Armcaps - Poly	CESA-03S24	17		843	920	998	1076	1154

33"- 38" table heights
are recommended for
use with 24" stool

Stacking

Refer to page 21.

COM Yardage



Refer to page 26.

To Order, Specify...

- ① Model Number
- ② Shell Color
- ③ Frame Color
- ④ Upholstery Selection
- ⑤ Frame Options



Questions?
800 876 2120

				material > grade >	Poly Shell	Fabric Grade 2 or COM	Fabric Grade 3	Fabric Grade 4	Fabric Grade 5	Fabric Grade 6
Style	Description	Model #	Product Wt							
 CES-04S29	Sled Base 29" Height Without Arms	CES-07S29	17	535						
	Sled Base 29" Height Without Arms Seat - Upholstered	CES-04S29	18		705	782	859	938	1016	
	Sled Base 29" Height Without Arms Seat - Upholstered Back - Upholstered	CES-01S29	18		773	849	927	1004	1081	
 CESA-08S29	Sled Base 29" Height With Arms Armcaps - Poly	CESA-08S29	18	604						
	Sled Base 29" Height With Arms Seat - Upholstered Armcaps - Poly	CESA-06S29	19		775	853	929	1006	1084	
	Sled Base 29" Height With Arms Seat - Upholstered Back - Upholstered Armcaps - Poly	CESA-03S29	19		843	920	998	1076	1154	

38"- 42" table heights
are recommended for
use with 29" stool

Stacking
Refer to page 21.

COM Yardage
Refer to page 26.

Finish Options	Price	Accessories	Code	Price	Custom Charges	Code	Price
Chrome	\$ n/c	Chair Trolley - Chela	ACTCE	\$ 871	Powder Coat Alternative (per color)	OPA	call
Nickel	\$ n/c				Poly Shell Alternative (per color)	OPS	call
Powder Coat - Standard	n/c						
Powder Coat - Premium	\$ 158						



Chela
Swivel Caster Base Stool
Armless + Arm



VERSTEEL

Questions?

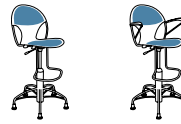
800 876 2120

				material > grade >	Poly Shell	Fabric Grade 2 or COM	Fabric Grade 3	Fabric Grade 4	Fabric Grade 5	Fabric Grade 6
Style	Description	Model #	Product Wt							
 <p>CEC-04S</p>	Swivel Caster Base Without Arms	CEC-07S	25	1128						
	Swivel Caster Base Without Arms Seat - Upholstered	CEC-04S	26		1337	1413	1490	1569	1645	
	Swivel Caster Base Without Arms Seat - Upholstered Back - Upholstered	CEC-01S	26		1452	1527	1605	1685	1763	
 <p>CECA-08S</p>	Swivel Caster Base With Arms Armcaps - Poly	CECA-08S	26	1195						
	Swivel Caster Base With Arms Seat - Upholstered Armcaps - Poly	CECA-06S	27		1403	1480	1558	1634	1714	
	Swivel Caster Base With Arms Seat - Upholstered Back - Upholstered Armcaps - Poly	CECA-03S	27		1521	1597	1675	1753	1829	









COM Yardage
Refer to page 26.

To Order, Specify...

- ① Model Number
- ② Shell Color
- ③ Frame Color
- ④ Upholstery Selection
- ⑤ Frame Options



Questions?
800 876 2120

		material > grade >	Poly Shell	Fabric Grade 2 or COM	Fabric Grade 3	Fabric Grade 4	Fabric Grade 5	Fabric Grade 6	
Style	Description	Model #	Product Wt						
 CEG-07S	Swivel Glide Base Without Arms	CEG-07S 	25	1114					
	Swivel Glide Base Without Arms Seat - Upholstered	CEG-04S 	26		1325	1402	1479	1557	1633
	Swivel Glide Base Without Arms Seat - Upholstered Back - Upholstered	CEG-01S 	26		1442	1519	1596	1674	1751
 CEGA-08S	Swivel Glide Base With Arms Armcaps - Poly	CEGA-08S 	26	1184					
	Swivel Glide Base With Arms Seat - Upholstered Armcaps - Poly	CEGA-06S 	27		1395	1472	1548	1626	1705
	Swivel Glide Base With Arms Seat - Upholstered Back - Upholstered Armcaps - Poly	CEGA-03S 	27		1510	1588	1664	1741	1821

COM Yardage
Refer to page 26.

Finish Options	Price	Frame Options	Code	Price	Custom Charges	Code	Price
Chrome	\$ 158	Casters, Dual Wheel Black Nylon			Powder Coat Alternative (per color)	OPA	call
Nickel	\$ 214	Hard Wheel (set of 4)	CAS61	n/c	Poly Shell Alternative (per color)	OPS	call
Powder Coat - Standard	n/c						
Powder Coat - Premium	\$ 158						


Chela Beam Four-Leg Base



VERSTEEL

Questions?

800 876 2120

Style	Description	Model #	Product Wt	material >	Poly	Fabric	Fabric	Fabric	Fabric	Fabric
				grade >	Shell	Grade 2 or COM	Grade 3	Grade 4	Grade 5	Grade 6
 <p>CEBL2-07 2S</p>	Chela Beam 4-Leg Base 2 Seat Overall width: 21" Overall length: 45"	CEBL2-07 2S	44	1600						
	Chela Beam 4-Leg Base 2 Seat Seat - Upholstered	CEBL2-04 2S	44		2022	2177	2333	2488	2641	
	Chela Beam 4-Leg Base 2 Seat Seat - Upholstered Back - Upholstered	CEBL2-01 2S	44		2255	2410	2565	2719	2875	

Due to the Flex Motion of every Chela seat, please allow a 4" space between the wall and Chela Beam.














COM Yardage
Refer to page 26.

To Order, Specify...

- ① Model Number
- ② Shell Color
- ③ Frame Color
- ④ Upholstery Selection
- ⑤ Top and Edge Style Including Laminated or Veneer Code and Edge Color



Questions?
800 876 2120

Style	Description	Model #	Product Wt	material > grade >	Poly Shell	Fabric Grade 2 or COM	Fabric Grade 3	Fabric Grade 4	Fabric Grade 5	Fabric Grade 6	Top Size	Edge			
 <p>CEBL2-07 ISIT</p>	<p>Chela Beam 4-Leg Base 1 Seat, 1 Top</p> <p>Overall width: 21" Overall length: 45"</p>	CEBL2-07 ISIT	46								Round Top	 <p>LP1R</p>  <p>LPF1R</p>			
				1588										20RD LP1R	
				1588											20RD LPF1R
				2016											20RD LW1R
				2016											20RD LWF1R
				2917											20RD VW1R
		2917										20RD VWF1R			
													Square Top	 <p>LPF1R</p>  <p>LW1R</p>  <p>VW1R</p>  <p>VWF1R</p>	
		1570										20SQ LP1R			
		1570										20SQ LPF1R			
		2002										20SQ LW1R			
		2002										20SQ LWF1R			
	2904										20SQ VW1R				
	2904										20SQ VWF1R				
	<p>Chela Beam 4-Leg Base 1 Seat, 1 Top Seat - Upholstered</p>	CEBL2-04 ISIT	46									Round Top	 <p>LWF1R</p>  <p>VW1R</p>		
				1797	1876	1951	2030	2106	20RD LP1R						
				1797	1876	1951	2030	2106	20RD LPF1R						
				2226	2305	2381	2459	2537	20RD LW1R						
				2226	2305	2381	2459	2537	20RD LWF1R						
				3128	3207	3284	3357	3439	20RD VW1R						
		3128	3207	3284	3357	3439	20RD VWF1R								
													Square Top	 <p>VWF1R</p>	
		1781	1857	1937	2013	2090	20SQ LP1R								
		1781	1857	1937	2013	2090	20SQ LPF1R								
2210		2288	2366	2444	2520	20SQ LW1R									
2210		2288	2366	2444	2520	20SQ LWF1R									
3112	3188	3266	3344	3423	20SQ VW1R										
3112	3188	3266	3344	3423	20SQ VWF1R										
<p>Chela Beam 4-Leg Base 1 Seat, 1 Top Seat - Upholstered Back - Upholstered</p>	CEBL2-01 ISIT	46									Round Top	 <p>VW1R</p>  <p>VWF1R</p>			
			1914	1991	2067	2147	2224	20RD LP1R							
			1914	1991	2067	2147	2224	20RD LPF1R							
			2343	2423	2497	2580	2657	20RD LW1R							
			2343	2423	2497	2580	2657	20RD LWF1R							
			3242	3321	3400	3478	3553	20RD VW1R							
	3242	3321	3400	3478	3553	20RD VWF1R									
												Square Top	 <p>VWF1R</p>		
	1895	1974	2053	2128	2206	20SQ LP1R									
	1895	1974	2053	2128	2206	20SQ LPF1R									
	2329	2404	2482	2561	2638	20SQ LW1R									
	2329	2404	2482	2561	2638	20SQ LWF1R									
3228	3303	3380	3458	3537	20SQ VW1R										
3228	3303	3380	3458	3537	20SQ VWF1R										

Due to the Flex Motion of every Chela seat, please allow a 4" space between the wall and Chela Beam.

COM Yardage
Refer to page 26.

Finish Options	Price
Chrome	\$ 158
Nickel	\$ 214
Powder Coat - Standard	n/c
Powder Coat - Premium	\$ 158

Custom Charges	Code	Price
Powder Coat Alternative (per color)	OPA	call
Poly Shell Alternative (per color)	OPS	call


Chela Beam Four-Leg Base



VERSTEEL

Questions?

800 876 2120

		material > grade >	Poly Shell	Fabric Grade 2 or COM	Fabric Grade 3	Fabric Grade 4	Fabric Grade 5	Fabric Grade 6	
Style	Description	Model #	Product Wt						
Three Seat Beam CEBL3-07 3S 	Chela Beam 4-Leg Base 3 Seat Overall width: 21" Overall length: 68"	CEBL3-07 3S	61	2170					
	Chela Beam 4-Leg Base 3 Seat Seat - Upholstered	CEBL3-04 3S	61		2818	3052	3283	3515	3748
	Chela Beam 4-Leg Base 3 Seat Seat - Upholstered Back - Upholstered	CEBL3-01 3S	61		3160	3392	3625	3859	4089

Due to the Flex Motion of every Chela seat, please allow a 4" space between the wall and Chela Beam.

COM Yardage






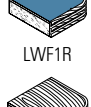
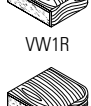









Refer to page 26.

To Order, Specify...

- ① Model Number
- ② Shell Color
- ③ Frame Color
- ④ Upholstery Selection
- ⑤ Top and Edge Style Including Laminated or Veneer Code and Edge Color



Questions?
800 876 2120

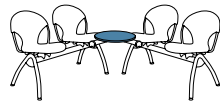
Style	Description	Model #	Product Wt	material > grade >	Poly Shell	Fabric Grade 2 or COM	Fabric Grade 3	Fabric Grade 4	Fabric Grade 5	Fabric Grade 6	Top Size	Edge			
 <p>Two Seat/One Top CEBL3-07 2SIT</p>	Chela Beam 4-Leg Base 2 Seat, 1 Top Overall width: 21" Overall length: 68"	 <p>CEBL3-07 2SIT</p>	63								Round Top	 <p>LP1R</p>  <p>LPF1R</p>  <p>LW1R</p>  <p>VW1R</p>  <p>VWF1R</p>			
				2150										20RD LP1R	
				2150										20RD LPF1R	
				2587										20RD LW1R	
				2587										20RD LWF1R	
				3483										20RD VW1R	
				3483										20RD VWF1R	
															Square Top
				2135											20SQ LP1R
				2138											20SQ LPF1R
	2566										20SQ LW1R				
	2566										20SQ LWF1R				
	3466										20SQ VW1R				
	3466										20SQ VWF1R				
	 <p>CEBL3-04 2SIT</p>	Chela Beam 4-Leg Base 2 Seat 1 Top Seat - Upholstered		63								Round Top	 <p>LWF1R</p>  <p>VW1R</p>  <p>VWF1R</p>		
					2587	2741	2894	3052	3206	20RD LP1R					
					2587	2741	2894	3052	3206	20RD LPF1R					
					3013	3169	3325	3481	3634	20RD LW1R					
					3013	3169	3325	3481	3634	20RD LWF1R					
					3913	4070	4303	4381	4537	20RD VW1R					
3913					4070	4227	4381	4537	20RD VWF1R						
										Square Top					
2566					2722	2878	3032	3186	20SQ LP1R						
2566					2722	2878	3032	3186	20SQ LPF1R						
3001					3154	3310	3463	3620	20SQ LW1R						
3001					3154	3310	3463	3620	20SQ LWF1R						
3897					4054	4206	4361	4519	20SQ VW1R						
3897					4054	4206	4361	4519	20SQ VWF1R						
 <p>CEBL3-01 2SIT</p>	Chela Beam 4-Leg Base 2 Seat 1 Top Seat - Upholstered Back - Upholstered		63								Round Top	 <p>VW1R</p>  <p>VWF1R</p>			
				2818	2973	3127	3283	3438	20RD LP1R						
				2818	2973	3127	3283	3438	20RD LPF1R						
				3250	3403	3559	3713	3867	20RD LW1R						
				3250	3403	3559	3713	3867	20RD LWF1R						
				4147	4301	4457	4612	4767	20RD VW1R						
				4147	4301	4457	4612	4767	20RD VWF1R						
										Square Top					
				2799	2956	3111	3264	3422	20SQ LP1R						
				2799	2956	3111	3264	3422	20SQ LPF1R						
				3233	3389	3542	3699	3856	20SQ LW1R						
				3233	3389	3542	3699	3856	20SQ LWF1R						
				4129	4282	4439	4596	4749	20SQ VW1R						
				4129	4282	4439	4596	4749	20SQ VWF1R						

Due to the Flex Motion of every Chela seat, please allow a 4" space between the wall and Chela Beam.

COM Yardage
Refer to page 26.

Finish Options	Price
Chrome	\$ 158
Nickel	\$ 214
Powder Coat - Standard	n/c
Powder Coat - Premium	\$ 158

Custom Charges	Code	Price
Powder Coat Alternative (per color)	OPA	call
Poly Shell Alternative (per color)	OPS	call



Questions?

800 876 2120

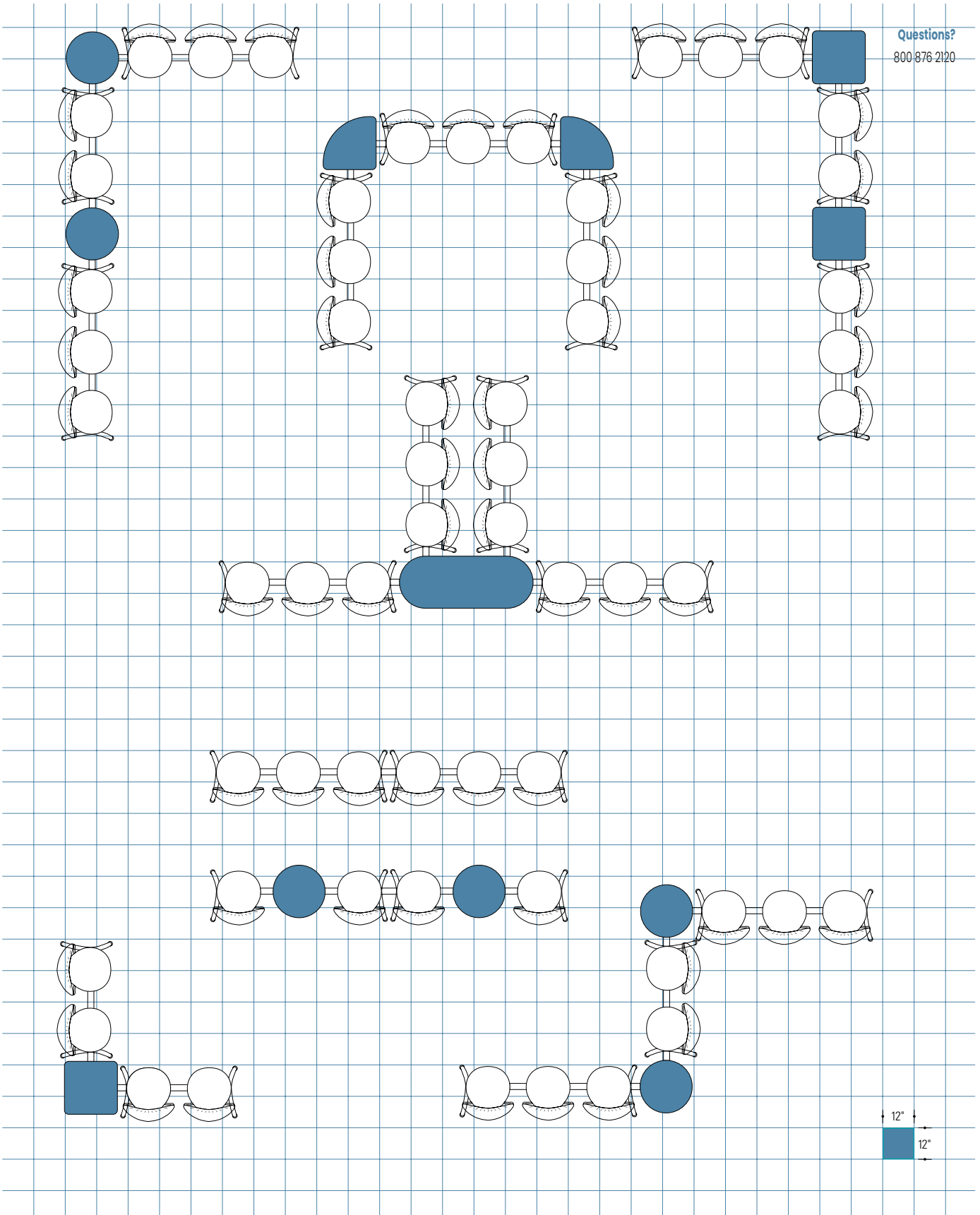
			top > edge >	Laminate Flat PVC	Laminate Fluted PVC	Laminate Flat Wood	Laminate Fluted Wood	Veneer Flat Wood	Veneer Fluted Wood
			edge ordering code (radius corner) >	LPIR	LPFIR	LWIR	LWFIR	VWIR	VWFIR
			top thickness >	7/8"	7/8"	7/8"	7/8"	7/8"	7/8"
Style	Description	Model #	Product Wt						
Connectors	1/2" Straight Connector each: \$109	ABS 4LK	3						
	Round Top 20" Straight Connector 	ABS 20RD	18	677	677	1108	1108	2008	2008
	Square Top 20" Straight Connector 	ABS 20SQ	20	661	661	1091	1091	1991	1991
	Round Top 20" 90° Angle Connector 	ABA 90D20RD	18	641	641	1076	1076	1973	1973
	Square Top 20" 90° Angle Connector 	ABA 90D20SQ	20	624	624	1057	1057	1956	1956
	Quarter Round 20" 90° Angle Connector 	ABA 90D20QR	18	633	633	1063	1063	1965	1965
	Racetrack 20"x 52" TT Connector 	ABT2 90D52RA	46	1192	1192	1625	1625	2522	2522
	Round Top 20" 90° X Connector 	ABX1 90D20RD	25	787	787	1219	1219	2120	2120
	Square Top 20" 90° X Connector 	ABX1 90D20SQ	27	773	773	1204	1204	2103	2103

Due to the Flex Motion of every Chela seat, please allow a 4" space between the wall and Chela Beam.

To Order, Specify...

- ① Model Number and Edge Code
- ② Laminate or Veneer Code and Edge Color

Questions?
800.876.2120



All prices are delivered list price effective with date printed on cover and supersedes all other published price lists. Versteel reserves the right to change prices or specifications without prior notice. Orders are accepted subject to price prevailing at time of shipment.

versteel.com
Made in America
800 876 2120