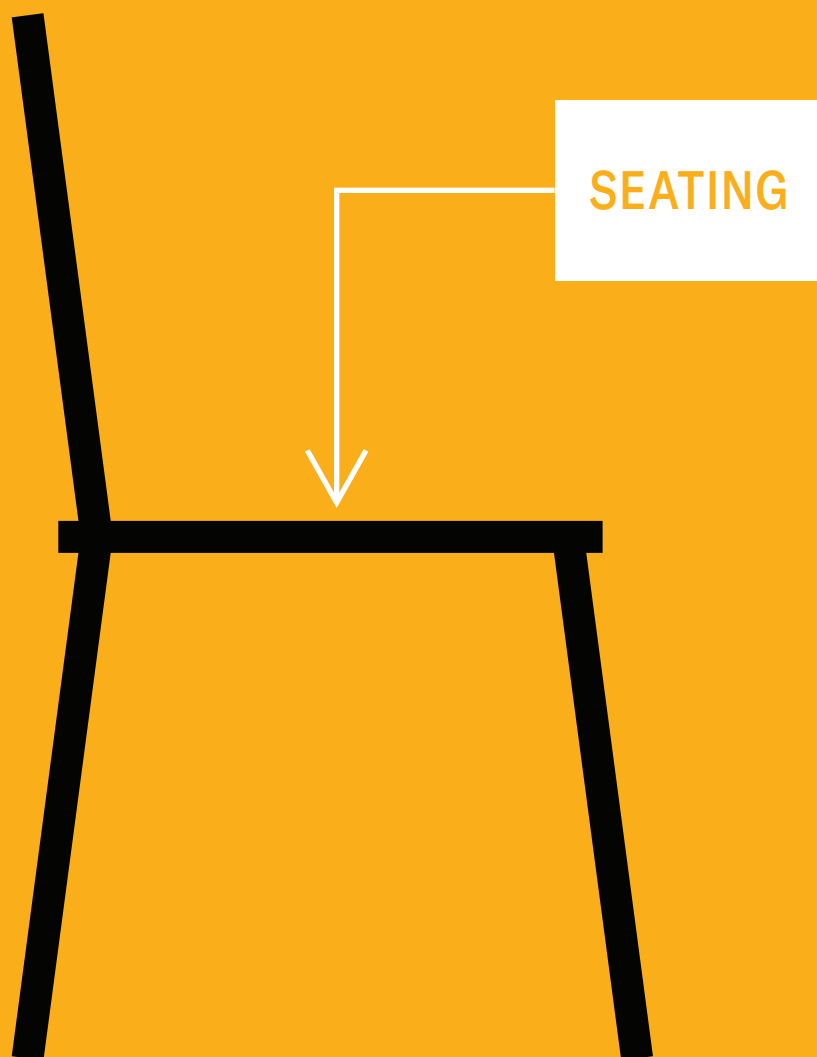


Price List

JUMP TO PRICING [CLICK HERE](#)



VERSTEEL



Specifications

Chela is available in 4-leg, sled, swivel, stool and beam with a molded resilient polypropylene resin shell. In addition to the poly shell an upholstered seat or an upholstered seat and back pad are available on all chair, stool and beam models. The chairs and stools may be specified with or without arms. 4-leg and sled base chairs are also available with a tablet arm. The beam seating, which can be ordered with a round or square top, is armless.

Features

The flex motion ergonomic design allows the seat and back to recline simultaneously. 4-leg chairs feature a black nylon dome glide, while the sled base chairs and stools have a clear polycarbonate flat glide. The swivel chairs and stools feature black polyimide glide feet or dual wheel black nylon soft wheel casters. The 4-leg and sled chairs and sled stools are stackable for compact storage. Chairs can be stacked on the floor or on the Chela Chair Trolley. Stools can be stacked on the floor. See right hand side of page for stacking information.

Stacking Information

Floor	
Sled Base	10 (6 if seats are upholstered)
Sled Base with tablet arm.	6 (4 if seats are upholstered)
Sled Base Stool (24" or 29")	8 (5 if seats are upholstered)
Guest Chair without casters	10 (6 if seats are upholstered)
Guest Chair with casters	6 (4 if seats are upholstered)
Guest Chair with tablet arm	6 (4 if seats are upholstered)

Trolley

Sled Base Chair	20 (10 if seats are upholstered)
Guest Chair w/ or w/o Casters.	20 (10 if seats are upholstered)

Quickship Program

Available for select products in the Chela series, see pricing pages.

The Versteel Quickship Program consists of up to 50 tables, 25 tables with modesty panels or 100 chairs in 10 working days from time of order (received by 12pm EST). Orders must be accompanied by final material and finish specifications for order entry. They must be clearly marked "Quickship" and consist of products from the program. Quickship orders cannot be changed or cancelled, and credit approval must be acquired within 24 hours.

For additional information see Versteel.com.

Shipping Schedule

Poly Shell	3-5 WEEKS
Upholstered Items	4-5 WEEKS
Laminate, PVC Edge	4-5 WEEKS
Laminate, Wood Edge	4-5 WEEKS
Veneer, Wood Edge	6-8 WEEKS
Quickship Products	10 WORKING DAYS

Contact Versteel Customer Service for special lead time requests.

NOTE CHAIR ORDERS WITH COM UPHOLSTERY WILL BE SCHEDULED UPON RECEIPT OF COM UPHOLSTERY YARDAGE

BIFMA

All Versteel products are constructed to pass the relevant ANSI/BIFMA standards. For more detailed specifications by series and base style, contact Versteel Customer Service at 800.876.2120.

Additional information regarding warranty, terms and conditions, shipping, care and maintenance, etc. can be found in the All Seating price list.

Chela Guest or Sled Base
Armless / Arm

Chair Dimensions
Overall height: 31½"
Overall width w/ armcaps: 26½"
Overall width w/o arms: 22¼"
Overall depth: 21"
Seat height: 17½"
Seat width: 18½"
Seat depth: 18"
Between arms: 23"
Arm height w/ armcaps: 26½"
Actual weight: 13 lbs. w/ arms
Actual weight: 12 lbs. w/o arms



Chela Guest or Sled Base
Flip-Up Tablet Arm

Chair Dimensions
Overall height: 31½"
Overall width w/ tablet up: 26"
Overall depth w/ tablet up: 24"
Seat height: 17½"
Seat width: 18½"
Seat depth: 18"
Arm height: 26½"
Actual weight: 15 lbs.

Tablet Dimensions
Tablet size: 10½" d x 13" w x ¾" thick
Tablet is available in black only



Chela Swivel Caster or Glide Base
Armless / Arm

Chair Dimensions (at lowest cylinder height)
Overall height: 29½"
Overall width w/ armcaps: 26½"
Overall width w/o arms: 25½"
Overall depth: 24"
Seat height: 16" - 21"
Seat width: 18½"
Seat depth: 18"
Between arms: 23"
Arm height w/ armcaps: 24"
Cylinder height adjustment range: 5"
Actual weight: 25 lbs. w/ arms
Actual weight: 24 lbs. w/o arms



Key	Description
1	arm, 7/8" solid steel rod
2	back support rail, 1/2" solid steel rod
3	base frame, 5/8" o.d. 12 gauge steel tube
4	base frame, 5/8" o.d. 14 gauge steel tube
5	seat shell, molded resilient polypropylene resin

Key	Description
6	upholstered back, molded liner with 1/2" thick 3 lb. density foam
7	upholstered seat, molded liner with 1/2" thick 2 lb. density foam
8	foot rest, 1/2" solid steel rod
9	flat glide, clear polycarbonate
10	dome glide, black nylon

Key	Description
11	glide feet, black polyimide
12	dual wheel black nylon soft wheel casters
13	swivel base caster column, 3" o.d. 16 gauge steel tube
14	swivel base upper arc, 3/4" o.d. 14 gauge steel rod
15	swivel base lower arc, 5/8" solid steel rod

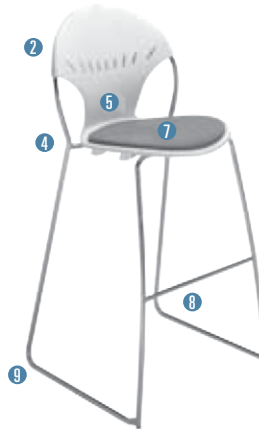
Chela Sled Base Stool - 24"
Armless / Arm

Stool Dimensions
Overall height: 37"
Overall width w/ armcaps: 26½"
Overall width w/o arms: 22¼"
Overall depth: 22 5⁄8"
Seat height: 24"
Seat width: 18½"
Seat depth: 18"
Between arms: 23"
Arm height w/ armcaps: 33"
Seat to footrest: 16"
Actual weight: 17 lbs. w/ arms
Actual weight: 16 lbs. w/o arms
Suggested for use w/ 33" - 38" table heights



Chela Sled Base Stool - 29"
Armless / Arm

Stool Dimensions
Overall height: 42"
Overall width w/ armcaps: 26½"
Overall width w/o arms: 22¼"
Overall depth: 22 5⁄8"
Seat height: 29"
Seat width: 18½"
Seat depth: 18"
Between arms: 23"
Arm height w/ armcaps: 38"
Seat to footrest: 16"
Actual weight: 19 lbs. w/ arms
Actual weight: 18 lbs. w/o arms
Suggested for use w/ 38" - 42" table heights



Chela Swivel Caster or Glide Base Stool
Armless / Arm

Stool Dimensions (at highest cylinder height)
Overall height: 44½"
Overall width w/ armcaps: 26½"
Overall width w/o arms: 25½"
Overall depth: 25½"
Seat height: 22" - 32"
Seat width: 18½"
Seat depth: 18"
Between arms: 23"
Arm height w/ armcaps: 39"
Seat to footrest: 14½"
Cylinder height adjustment range: 10"
Actual weight: 27 lbs. w/ arms
Actual weight: 26 lbs. w/o arms
Suggested for use w/ 32" - 42" table heights



Stacking (Trolley)

Sled Base Chair 20 (10 if seats are upholstered)
Guest Chair with or without casters 20 (10 if seats are upholstered)

Stacking (Floor)

Sled Base 10 (6 if seats are upholstered)
Sled Base with tablet arm 6 (4 if seats are upholstered)
Sled Base Stool (24" or 29") 8 (5 if seats are upholstered)
Guest Chair without casters 10 (6 if seats are upholstered)
Guest Chair with casters 6 (4 if seats are upholstered)
Guest Chair with tablet arm 6 (4 if seats are upholstered)

Chela Beam 4-Leg Base
2 seat

Chair Dimensions
Overall height: 32"
Overall width: 45"
Overall depth: 23"
Seat height: 17½"
Seat width: 18½"
Seat depth: 18"
Actual weight: 42 lbs.



Chela Beam 4-Leg Base
1 seat, 1 top

Chair Dimensions
Overall height: 32"
Overall width: 45"
Overall depth: 23"
Seat height: 17½"
Seat width: 18½"
Seat depth: 18"
Table height: 17"
Actual weight: 42 lbs.



Key	Description
1	back support rail, ½" solid steel rod
2	base frame, 1½" o.d. 14 gauge steel tube
3	base frame, ¾" o.d. 14 gauge steel tube
4	base frame, 2¾" o.d. 11 gauge steel tube

Key	Description
5	seat shell, molded resilient polypropylene resin
6	upholstered back, molded liner w/ ¾" thick 3 lb. density foam
7	upholstered seat, molded liner with ½" thick 2 lb. density foam

Key	Description
8	dome swivel glide, nickel cap, nylon base
9	table top surface, ¾" particle board

**Chela Beam 4-Leg Base
3 seat**

Chair Dimensions
Overall height: 32"
Overall width: 65"
Overall depth: 23"
Seat height: 17½"
Seat width: 18½"
Seat depth: 18"
Actual weight: 58 lbs.



**Chela Beam 4-Leg Base
2 seat, 1 top**

Chair Dimensions
Overall height: 32"
Overall width: 65"
Overall depth: 23"
Seat height: 17½"
Seat width: 18½"
Seat depth: 18"
Table height: 17"
Actual weight: 58 lbs.



Standard Versteel Upholstery

Standard Versteel Upholstery offers a range of materials, from fabrics in a variety of colors and textures to vinyls for soil resistance. Please refer to Versteel's fabric cards or the "Materials + Finishes" section of our website for information.

Grade-In Upholstery

Versteel has coordinated with upholstery manufacturers to simplify your order process. Many of the manufacturers' offerings have been pre-approved for application on Versteel Seating.

Contact Versteel Customer Service with your selected fabric choice to be graded in. You will be supplied with the appropriate grade-in designator. On your purchase order, complete the information with the pattern name, color description and grade-in designator, and Versteel will take it from there.

Customer's Own Material

Customer's Own Materials (COM's) are not an issue on Chela. Many COM's are pre-approved for application on Versteel Seating. Call Versteel Customer Service with your COM selection to determine if it has been pre-approved. If your selection has not been pre-approved, reference the "Receiving COM Approval" section below.

Receiving COM Approval

Not all materials are suitable for upholstery on Chela. A 12" x 12" memo sample must be supplied for approval before a COM material is accepted for an order. If the material is directional in pattern or weave, the pattern repeat (in inches) in both directions or the weave direction must be supplied.

Excess COM

Versteel will not store excess COM for more than 30 days after the order has been completed. If excess material is to be returned after order completion, send the request to Versteel Customer Service prior to acknowledged ship date. It is the customer's responsibility to arrange for the return of the material "freight collect."

COM Requiring Application Test

If an application test is required for your selected COM, send test sample material along with the following.

1. Name and return address
2. Model selected
3. Sketch showing special requirements for the positioning of the materials' pattern on the seat and ledge, if special considerations are required.

NOTE ALL UPHOLSTERIES ARE CUT UP THE ROLL TO MAXIMIZE YIELD AND WEAR PERFORMANCE

Ship COM to:

Versteel
2332 Cathy Lane
Jasper, IN 47546

COM must be shipped to the factory with transportation costs "prepaid." If material is considered defective or unusable, it will be returned "transportation collect."

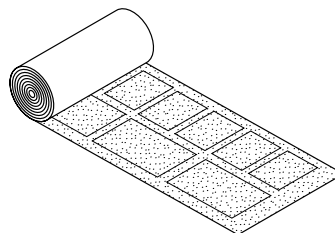
For standard lead time orders, tag fabric with purchase order number and identify with project number if possible.

Application of Directional Fabrics

Due to the upholstering process, some fabrics not considered directional by the supplier may be considered directional by Versteel.

All COM's are cut "up the roll" unless otherwise directed by the customer (see illustration below).

EXAMPLE PATTERN CUT UP THE ROLL



If special cutting or upholstery application is required, you must indicate requirement at time of order entry.

Chela COM Yardage Requirements

COM yardage requirements are calculated for chairs and stools based on a material width of 54" and a repeat of 2" or less. For material less than 54" wide, contact Versteel for yardage requirements. Use the chart below as a guide to calculate your COM yardage. For quantities greater than 20 chairs or stools, contact Versteel Customer Service for calculation of COM yardage by model.

Quantity of Chairs	1	2	3	4	5	6	7	8	9	10	11	12	13	14	15	16	17	18	19	20
Chela With or Without Arms																				
Upholstered Seat & Back	1.5	2.5	2.5	3.5	3.5	4.5	4.5	5.5	6.0	6.5	7.5	7.5	8.5	8.5	9.5	9.5	10.5	11.5	11.5	12.5
Upholstered Seat Only	1.0	1.5	1.5	2.0	2.0	2.5	2.5	3.5	4.0	4.0	4.5	4.5	5.0	5.0	6.0	6.0	6.5	7.0	7.0	7.5
Upholstered Back Only	0.5	1.0	1.3	1.3	1.8	2.0	2.0	2.5	2.5	3.0	3.0	3.5	3.5	4.0	4.0	4.5	4.5	5.0	5.0	5.3

Patterned COM Additional Yardage Guide

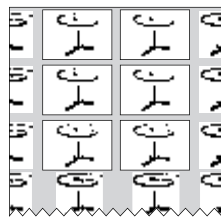
Use the guide below to aid in ordering the appropriate COM fabric when needing to match a pattern with a repeat. To use this guide, add the vertical and horizontal repeats together (e.g. a 5" vertical repeat plus an 11" horizontal repeat gives a 16" total). Then find the appropriate entry on the chart, and increase the yardage estimate by the percentage indicated.

For example: The yardage estimate is 8 yards of 54" wide fabric and the pattern has a repeat of 11" horizontal and 5" vertical. Add up the repeats (11" + 5" = 16") and find the appropriate entry - 15% in this example. Fifteen percent more fabric is required to match the pattern. 8 yards plus an extra 15% is 9.2 yards.

Fabric Width	Plain Fabric	3" - 14" Repeat	15" - 19" Repeat	20" - 27" Repeat	28" - 36" Repeat	37" - 45" Repeat	46" - 54" Repeat
54"	0%	10%	15%	20%	25%	30%	35%
50" - 52"	10%	20%	25%	30%	35%	40%	45%

Decorative Patterns

Yardage requirements are greatly affected by the size of the repeat and the print or pattern of the material. Versteel cuts all seating patterns with aesthetic concerns in mind for high quality and consistency. Refer to the COM listing for the yardage required for pattern repeat.



To Order, Specify...

- 1 Model Number
- 2 Shell Color
- 3 Frame Color
- 4 Upholstery Selection
- 5 Frame Options



A CES-04 is a Chela series, armless sled base chair with an upholstered seat.

The codes YFRO / PALY / FFM Sky specify a Frost poly shell with an Alloy frame and Grade 4 Faux Mo Sky Upholstery.

Model Number CES-04



Orders may be sent via

Mailing Address

Versteel
2332 Cathy Lane
Jasper IN 47546

Contact Versteel

Email contact@versteel.com
Phone 800 876 2120
 812 634 2120
Fax 812 482 9318

Chela Poly Shells & Armcaps

Chela seat shells and armcaps are molded with resilient, flexible polypropylene resins with a satin textured surface. The materials provide a comfortable, supportive seating surface throughout the movement of the chair.

Chela Poly Shell Colors

AlloyYALY	QuarryYQUA
ChocolateYCHO	SageYSAG
CloudYCLO	SlateYSLA
FrostYFRO	Soft YellowYSOY
IndigoYIND	TapiocaYTAP
Near BlackYNBL	Poly Shell AlternativeOPS
OysterYOYS		

Studio Steel®

Versteel's "urban fabrication" process leaves the telltale signs of welding and assembly on the surface, highlighting a manufacturing aesthetic. Choosing a clear or transparent powder coat is recommended, allowing tonal striations (created as a result of extreme heat), natural textures, and the inherent qualities of raw steel to show through.

Studio Steel Process \$165

Powder Coat Finishes

All powder coat finishes in the Versteel offering have been formulated with the use of epoxy, polyester or epoxy and polyester blends to maximize the finish durability.

Powder Coat Finish Options

Powder Coat – Standardn/c
Powder Coat – Premium	\$165

Chela Powder Coat Colors

AlloyPALY	MintPMNT
AmethystPAME	NavyPNAV
AnthracitePANT	NimbusPNIM
Black AnodizedPBLA	NutmegPNUT
BronzePBRO	⬢ PacificPPAC
CalypsoPCAL	PearlPPEA
CarbonPCAR	PebblePPEB
ChampagnePCHA	⬢ PlatinumPPLA
CoconutPCOC	PoppyPPOP
⬢ CopperPCOP	⬢ RavenPRAV
CrimsonPCRI	RoyalPROY
⬢ CrystalPCRY	SeasidePSEA
DaffodilPDAF	ShipyardPSHI
EbonyPEBO	SilverPSIL
ForestPFOR	SnowPSNO
FossilPFOS	StonePSTO
⬢ GarnetPGAR	StormPSTM
⬢ GoldPGOL	Terra CottaPTEC
GraphitePGRA	WhisperPWHI
⬢ HopePHOP	White LinenPWHL
Kelly GreenPKEG	Powder Coat AlternativeOPA
⬢ MattePMAT		
MicaPMIC		

Transparent Powder Coats (indicated by ⬢)

Please note that the transparent characteristics of these powders allow all natural welds and textures inherent to raw steel to be visible.

Premium Powder Coats (indicated by ⬢)

Versteel's premium process uses specially formulated powder coats for a truly unique color palette.

Plated

Versteel offers two plated options: Chrome and Nickel. Chrome is our most durable finish available and is a deep luster chrome plated finish. Nickel is a plated finish with a clear coat applied for durability. An upcharge applies for plated finishes. See product pricing pages for upcharge.

ChromeECHR
NickelENKL

Finish Reference & Samples

For finish color reference, please refer to our website. Contact Versteel Customer Service to receive actual color samples for color matches and final color approval.

Powder Coat Alternative**Call for quotation**

Specify code **OPA** (Powder Coat Alternative), add cost from Versteel quotation

Powder Coat Alternative is available from Versteel. The entire RAL color reference along with hundreds of other color and finishes are available.

For Powder Coat Alternative matching, you must supply a color reference sample, or an RAL number. Versteel will review the sample for possible existing colors available and send a sample for customer approval. If no color match exists a custom match can be developed. Call Versteel Customer Service for associated upcharges on custom color development.

NOTE CUSTOM COLOR MATCHING APPROVALS MAY AFFECT STANDARD PRODUCTION SCHEDULES

Poly Shell Alternative**Call for quotation**

Specify code **OPS** (Poly Shell Alternative), add cost from Versteel quotation

For Poly Shell Alternative, you must supply a color reference sample. Versteel will review the sample for possible existing colors available and send a sample for customer approval. If no color match exists, a custom match can be developed. Minimum order quantities exist for alternative colors. Call Versteel Customer Service for minimums and associated upcharges on Poly Shell Alternatives.

NOTE CUSTOM COLOR MATCHING APPROVALS MAY AFFECT STANDARD PRODUCTION SCHEDULES

Special Laminate**Call for quotation**

Specify code **TSP** (Special Laminate), indicate the quoted charges per table

Special laminates and patterns can be specified as an option. To specify, contact Versteel for availability and pricing.

NOTE LAMINATES IN STANDARD COLORS AND TEXTURES FROM FORMICA, NEVAMAR, PIONITE AND WILSONART ARE STANDARD

CAUTION LAMINATE MANUFACTURERS CHANGE STANDARD OFFERINGS FREQUENTLY, AND IT IS POSSIBLE THAT A STANDARD PRODUCT CAN BECOME UNAVAILABLE. VERSTEEL CANNOT BE RESPONSIBLE FOR ANY INCONVENIENCE THIS MAY CAUSE.

Custom PVC Color Match**Call for quotation / one time charge per color, per order**

Specify code **OCF** (Custom PVC Color Match), add cost from Versteel quotation

PVC Color Match can be the selection of a color that is available from a Versteel supplier or a new custom color developed for the order. Minimum footage requirements mean that the amount of material needed for your order will effect the cost.

For PVC Color Matching you must supply a color reference sample. Versteel will review the sample for possible existing colors available and send a sample for customer approval. If no color match exists, a custom match will be developed and sampled for customer approval before a production schedule is established.

NOTE CUSTOM COLOR MATCHING APPROVALS MAY AFFECT STANDARD PRODUCTION SCHEDULES

Stain Finish Match**\$996 / one time charge per finish, per order**

Specify code **OSM** (Stain Finish Match), add \$996.00 list per finish, per order

Alternative Stain Finishes are available for veneer and wood edged tops.

For Stain Finish Matching you must supply two 4" x 4" finish color and grain reference samples. An expertly finish matched sample will be provided for customer approval.

NOTE CUSTOM COLOR MATCHING APPROVALS MAY AFFECT STANDARD PRODUCTION SCHEDULES

Veneer or Wood Edge Alternatives

For veneer or wood edge requirements other than our standard plain sliced Ash, Cherry, Maple or Walnut, contact Versteel Customer Service with the specifications of the materials you would like to specify.

NOTE VENEER OR WOOD EDGE ALTERNATIVES APPROVAL MAY AFFECT STANDARD PRODUCTION SCHEDULES

Wood Finish Alternatives

Versteel finish has a natural grain fill level finish appearance, contact Versteel Customer Service for alternative fill levels. Coarse grain will require additional application steps for a full-fill grain appearance and will require a quote.

NOTE WOOD FINISH ALTERNATIVE APPROVAL MAY AFFECT STANDARD PRODUCTION SCHEDULES

Hard Surface Glides - Nylon (set of 4)**\$23 / chair or stool**

Specify code **GLD30** (Hard Surface Glides - Nylon), add \$23 list per chair or stool.



Glide surface is nylon and designed for use on hard surface flooring. See individual product pages for availability and ordering code.

Hard Surface Glides - Felt (set of 4)**\$23 / chair or stool**

Specify code **GLD31** (Hard Surface Glides - Felt), add \$23 list per chair or stool.



Glide surface is felt and designed for use on hard surface flooring. See individual product pages for availability and ordering code.

Felt Hard Surface Replacement Caps (set of 4)**\$23 / chair or stool**

Specify code **ABGFRC** (Felt Hard Surface Replacement Caps), add \$23 list per chair or stool

Felt replacement caps for felt hard surface glides.

Accessory Glide Replacement Tool**\$26 / tool**

Specify code **AGRT** (Accessory Glide Replacement Tool), add \$26 list per tool

Use to remove worn felt hard surface glide caps.

Casters - Non-Locking Dual Wheel Black Nylon Hard Wheel (Set of 4)**\$171 / chair**

Specify code **CAS63** (Casters - Dual Wheel Black Nylon Hard Wheel), add \$171 list per 4-leg chair.

Black non-locking dual wheel, 2" diameter hard wheel casters may be specified on the 4-leg guest chair. Please refer to the individual pricing pages for availability. Caster option must be specified at the time of the order and does not change the chair seat height.

Casters - Non-Locking Dual Wheel Black Nylon Soft Wheel (Set of 4)**\$171 / chair**

Specify code **CAS59** (Casters - Dual Wheel Black Nylon soft Wheel), add \$171 list per 4-leg chair.

Black non-locking dual wheel, 2" diameter soft wheel casters may be specified on the 4-leg guest chair. Please refer to the individual pricing pages for availability. Caster option must be specified at the time of the order and does not change the chair seat height.


Book Basket - Chela**\$148 / basket**

Specify code **BCE** (Book Basket - Chela) add \$148 list per chair

The Chela book basket is made of formed resistance welded wire. Finish is Chrome unless otherwise specified. Basket may be field installed. Inside dimensions are 11"w x 13"d x 5½"h.

**Chair Link - Chela****\$32 / chair**

Specify code **ACLICN** (Chair Link - Chela Armless) or specify code **ACLICW** (Chair Link - Chela Arm), add \$32 list per chair



Link can be field installed without the use of tools.

Chair Trolley - Chela**\$906 / each**

Specify code **ACTCE** (Chair Trolley - Chela), add \$906 list each

Chela Guest (with or without casters) or Sled Base poly shell chairs stack 20 high. Trolley with push handle and stack of 20 chairs measures approximately 27"w x 50"d x 77"h.



STACKING INFORMATION ON TROLLEY CHELA SLED BASE OR GUEST CHAIRS (WITH OR WITHOUT CASTERS) STACK 20 HIGH ON THE TROLLEY, 10 HIGH WITH UPHOLSTERED SEAT.

Chela


Guest Chair
Armless + Arm











VERSTEEL

Questions?

800 876 2120

 Quickship Program Product

				material > grade >	Poly Shell	Fabric Grade 2 or COM	Fabric Grade 3	Fabric Grade 4	Fabric Grade 5	Fabric Grade 6
Style	Description	Model #	Product Wt							
Armless  CELA-07	4-Leg Base Without Arms	CEL-07  =0S	11	418						
	4-Leg Base Without Arms Seat - Upholstered	CEL-04  =0S	12		638	717	797	877	961	
	4-Leg Base Without Arms Seat - Upholstered Back - Upholstered	CEL-01  =0S	12		758	838	918	997	1078	
Arm  CELA-08	4-Leg Base With Arms Armcaps - Poly	CELA-08  =0S	12	488						
	4-Leg Base With Arms Seat - Upholstered Armcaps - Poly	CELA-06  =0S	13		706	789	867	948	1028	
	4-Leg Base With Arms Seat - Upholstered Back - Upholstered Armcaps - Poly	CELA-03  =0S	13		824	909	988	1070	1150	

Stacking

Refer to page 37.

COM Yardage

Refer to page 41.



To Order, Specify...

- ① Model Number
- ② Shell Color
- ③ Frame Color
- ④ Upholstery Selection
- ⑤ Frame Options



Questions?

800 876 2120

				material > grade >	Poly Shell	Fabric Grade 2 or COM	Fabric Grade 3	Fabric Grade 4	Fabric Grade 5	Fabric Grade 6
Style	Description	Model #	Product Wt							
Flip-Up Tablet Arm Right  CEL-07TBR Tablet material is 3/4" Black Thermofoil with a Black Thermofoil edge.	4-Leg Base Tablet Arm Right	CEL-07TBR	14	666						
	4-Leg Base Tablet Arm Right Seat - Upholstered	CEL-04TBR	15			886	966	1045	1126	1206
	4-Leg Base Tablet Arm Right Seat - Upholstered Back - Upholstered	CEL-01TBR	15			1006	1088	1165	1250	1328
Flip-Up Tablet Arm Left  CEL-07TBL Tablet material is 3/4" Black Thermofoil with a Black Thermofoil edge.	4-Leg Base Tablet Arm Left	CEL-07TBL	14	666						
	4-Leg Base Tablet Arm Left Seat - Upholstered	CEL-04TBL	15			886	966	1045	1126	1206
	4-Leg Base Tablet Arm Left Seat - Upholstered Back - Upholstered	CEL-01TBL	15			1006	1088	1165	1250	1328

Stacking
Refer to page 37.









COM Yardage
Refer to page 41.

Finish Options	Price	Frame Options	Code	Price	Custom Charges	Code	Price
Chrome	n/c	Hard Surface Glides - Nylon (set of 4)	GLD30	\$ 23	Powder Coat Alternative (per color)	OPA	call
Nickel	n/c	Hard Surface Glides - Felt (set of 4)	GLD31	\$ 23	Poly Shell Alternative (per color)	OPS	call
Powder Coat - Standard	n/c	Casters - Dual Wheel Black Nylon					
Powder Coat - Premium	\$ 165	Hard Wheel (set of 4)	CAS63	\$ 171			
		Casters - Dual Wheel Black Nylon					
		Soft Wheel (set of 4)	CAS59	\$ 171			
		Accessories					
		Chair Trolley - Chela	ACTCE	\$ 906			

ChelaSled Base Chair
Armless + Arm**VERSTEEL****Questions?**

800 876 2120

Quickship Program Product

				material > grade >	Poly Shell	Fabric Grade 2 or COM	Fabric Grade 3	Fabric Grade 4	Fabric Grade 5	Fabric Grade 6
Style	Description	Model #	Product Wt							
 CES-07	Sled Base Without Arms	CES-07  =OS	12	428						
	Sled Base Without Arms Seat - Upholstered	CES-04  =OS	13		645	727	808	889	968	
	Sled Base Without Arms Seat - Upholstered Back - Upholstered	CES-01  =OS	13		767	848	927	1011	1091	
 CESA-08	Sled Base With Arms Armcaps - Poly	CESA-08  =OS	14	501						
	Sled Base With Arms Seat - Upholstered Armcaps - Poly	CESA-06  =OS	15		718	798	878	962	1040	
	Sled Base With Arms Seat - Upholstered Back - Upholstered Armcaps - Poly	CESA-03  =OS	15		841	919	999	1080	1159	

Stacking

Refer to page 37.

COM Yardage

Refer to page 41.









To Order, Specify...

- ① Model Number
- ② Shell Color
- ③ Frame Color
- ④ Upholstery Selection
- ⑤ Frame Options



Questions?

800 876 2120

				material > grade >	Poly Shell	Fabric Grade 2 or COM	Fabric Grade 3	Fabric Grade 4	Fabric Grade 5	Fabric Grade 6
Style	Description	Model #	Product Wt							
Flip-Up Tablet Arm Right  <p>CES-07TBR Tablet material is 3/4" Black Thermofoil with a Black Thermofoil edge.</p>	Sled Base Tablet Arm Right Armcap - Poly	CES-07TBR 	15	678						
	Sled Base Tablet Arm Right Seat - Upholstered Armcap - Poly	CES-04TBR 	16		894	974	1056	1135	1216	
	Sled Base Tablet Arm Right Seat - Upholstered Back - Upholstered Armcap - Poly	CES-01TBR 	16		1016	1096	1179	1256	1340	
Flip-Up Tablet Arm Left  <p>CES-07TBL Tablet material is 3/4" Black Thermofoil with a Black Thermofoil edge.</p>	Sled Base Tablet Arm Left Armcap - Poly	CES-07TBL 	15	678						
	Sled Base Tablet Arm Left Seat - Upholstered Armcap - Poly	CES-04TBL 	16		894	974	1056	1135	1216	
	Sled Base Tablet Arm Left Seat - Upholstered Back - Upholstered Armcap - Poly	CES-01TBL 	16		1016	1096	1179	1256	1340	

Stacking
Refer to page 37.









COM Yardage
Refer to page 41.

Finish Options	Price	Accessories	Code	Price	Custom Charges	Code	Price
Chrome	n/c	Chair Trolley - Chela	ACTCE	\$ 906	Powder Coat Alternative (per color)	OPA	call
Nickel	n/c				Poly Shell Alternative (per color)	OPS	call
Powder Coat - Standard	n/c						
Powder Coat - Premium	\$ 165						

ChelaSwivel Caster Base Chair
Armless + Arm**VERSTEEL****Questions?**

800 876 2120

Quickship Program Product

				material > grade >	Poly Shell	Fabric Grade 2 or COM	Fabric Grade 3	Fabric Grade 4	Fabric Grade 5	Fabric Grade 6
Style	Description	Model #	Product Wt							
 CEC-07	Swivel Caster Base Without Arms	CEC-07  =OS	23	966						
	Swivel Caster Base Without Arms Seat - Upholstered	CEC-04  =OS	24		1183	1264	1346	1426	1506	
	Swivel Caster Base Without Arms Seat - Upholstered Back - Upholstered	CEC-01  =OS	24		1297	1386	1468	1547	1742	
 CECA-08	Swivel Caster Base With Arms Armcaps - Poly	CECA-08  =OS	24	1039						
	Swivel Caster Base With Arms Seat - Upholstered Armcaps - Poly	CECA-06  =OS	25		1255	1334	1418	1499	1579	
	Swivel Caster Base With Arms Seat - Upholstered Back - Upholstered Armcaps - Poly	CECA-03  =OS	25		1375	1456	1537	1617	1698	

COM Yardage

Refer to page 41.









To Order, Specify...

- ① Model Number
- ② Shell Color
- ③ Frame Color
- ④ Upholstery Selection
- ⑤ Frame Options



Questions?

800 876 2120

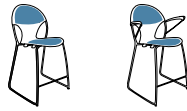
				material > grade >	Poly Shell	Fabric Grade 2 or COM	Fabric Grade 3	Fabric Grade 4	Fabric Grade 5	Fabric Grade 6
Style	Description	Model #	Product Wt							
 CEG-07	Swivel Glide Base Without Arms	CEG-07 	23	957						
	Swivel Glide Base Without Arms Seat - Upholstered	CEG-04 	24		1176	1253	1333	1417	1494	
	Swivel Glide Base Without Arms Seat - Upholstered Back - Upholstered	CEG-01 	24		1296	1374	1455	1536	1616	
 CEGA-08	Swivel Glide Base With Arms Armcaps - Poly	CEGA-08 	24	962						
	Swivel Glide Base With Arms Seat - Upholstered Armcaps - Poly	CEGA-06 	25		1244	1325	1406	1487	1567	
	Swivel Glide Base With Arms Seat - Upholstered Back - Upholstered Armcaps - Poly	CEGA-03 	25		1365	1447	1528	1608	1688	

COM Yardage
Refer to page 41.









Finish Options	Price	Frame Options	Code	Price	Custom Charges	Code	Price
Chrome	\$ 165	Casters, Dual Wheel Black Nylon			Powder Coat Alternative (per color)	OPA	call
Nickel	\$ 223	Hard Wheel (set of 4) (Caster Models Only)...	CAS61	n/c	Poly Shell Alternative (per color)	OPS	call
Powder Coat - Standard	n/c						
Powder Coat - Premium	\$ 165						

Chela

Sled Base Stool - 24"
Armless + Arm

**VERSTEEL****Questions?**

800 876 2120

				material > grade >	Poly Shell	Fabric Grade 2 or COM	Fabric Grade 3	Fabric Grade 4	Fabric Grade 5	Fabric Grade 6
Style	Description	Model #	Product Wt							
 CES-04S24	Sled Base 24" Height Without Arms	CES-07S24 	15	557						
	Sled Base 24" Height Without Arms Seat - Upholstered	CES-04S24 	16			734	814	894	976	1057
	Sled Base 24" Height Without Arms Seat - Upholstered Back - Upholstered	CES-01S24 	16			804	883	965	1045	1125
 CESA-08S24	Sled Base 24" Height With Arms Armcaps - Poly	CESA-08S24 	16	629						
	Sled Base 24" Height With Arms Seat - Upholstered Armcaps - Poly	CESA-06S24 	17			806	888	967	1047	1128
	Sled Base 24" Height With Arms Seat - Upholstered Back - Upholstered Armcaps - Poly	CESA-03S24 	17			877	957	1038	1120	1201

33"-38" table heights
are recommended for
use with **24" stool**

Stacking

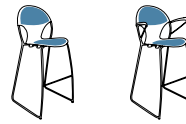
Refer to page 37.

COM Yardage

Refer to page 41.



To Order, Specify...

- ① Model Number
- ② Shell Color
- ③ Frame Color
- ④ Upholstery Selection
- ⑤ Frame Options



Questions?

800 876 2120

		material > grade >		Poly Shell	Fabric Grade 2 or COM	Fabric Grade 3	Fabric Grade 4	Fabric Grade 5	Fabric Grade 6
Style	Description	Model #	Product Wt						
 CES-04S29	Sled Base 29" Height Without Arms	CES-07S29	17	557					
	Sled Base 29" Height Without Arms Seat - Upholstered	CES-04S29	18		734	814	894	976	1057
	Sled Base 29" Height Without Arms Seat - Upholstered Back - Upholstered	CES-01S29	18		804	883	965	1045	1125
 CESA-08S29	Sled Base 29" Height With Arms Armcaps - Poly	CESA-08S29	18	629					
	Sled Base 29" Height With Arms Seat - Upholstered Armcaps - Poly	CESA-06S29	19		806	888	967	1047	1128
	Sled Base 29" Height With Arms Seat - Upholstered Back - Upholstered Armcaps - Poly	CESA-03S29	19		877	957	1038	1120	1201

38"- 42" table heights
are recommended for
use with 29" stool

Stacking
Refer to page 37.

COM Yardage
Refer to page 41.



Finish Options	Price	Accessories	Code	Price	Custom Charges	Code	Price
Chrome	\$ n/c	Chair Trolley - Chela	ACTCE	\$ 906	Powder Coat Alternative (per color)	OPA	call
Nickel	\$ n/c				Poly Shell Alternative (per color)	OPS	call
Powder Coat - Standard	\$ n/c						
Powder Coat - Premium	\$ 165						

Chela

Swivel Caster Base Stool
Armless + Arm

**VERSTEEL****Questions?**

800 876 2120

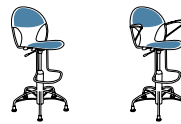
				material > grade >	Poly Shell	Fabric Grade 2 or COM	Fabric Grade 3	Fabric Grade 4	Fabric Grade 5	Fabric Grade 6
Style	Description	Model #	Product Wt							
 CEC-04S	Swivel Caster Base Without Arms	CEC-07S	25	1174						
	Swivel Caster Base Without Arms Seat - Upholstered	CEC-04S	26			1391	1470	1550	1632	1711
	Swivel Caster Base Without Arms Seat - Upholstered Back - Upholstered	CEC-01S	26			1511	1589	1670	1753	1834
 CECA-08S	Swivel Caster Base With Arms Armcaps - Poly	CECA-08S	26	1243						
	Swivel Caster Base With Arms Seat - Upholstered Armcaps - Poly	CECA-06S	27			1460	1540	1621	1700	1783
	Swivel Caster Base With Arms Seat - Upholstered Back - Upholstered Armcaps - Poly	CECA-03S	27			1582	1661	1742	1824	1903

COM Yardage

Refer to page 41.



To Order, Specify...

- ① Model Number
- ② Shell Color
- ③ Frame Color
- ④ Upholstery Selection
- ⑤ Frame Options



Questions?

800 876 2120

				material > grade >	Poly Shell	Fabric Grade 2 or COM	Fabric Grade 3	Fabric Grade 4	Fabric Grade 5	Fabric Grade 6
Style	Description	Model #	Product Wt							
 CEG-07S	Swivel Glide Base Without Arms	CEG-07S	25	1159						
	Swivel Glide Base Without Arms Seat - Upholstered	CEG-04S	26			1378	1459	1539	1620	1699
	Swivel Glide Base Without Arms Seat - Upholstered Back - Upholstered	CEG-01S	26			1500	1580	1660	1741	1822
 CEGA-08S	Swivel Glide Base With Arms Armcaps - Poly	CEGA-08S	26	1232						
	Swivel Glide Base With Arms Seat - Upholstered Armcaps - Poly	CEGA-06S	27			1451	1531	1610	1692	1774
	Swivel Glide Base With Arms Seat - Upholstered Back - Upholstered Armcaps - Poly	CEGA-03S	27			1571	1652	1731	1811	1894

COM Yardage
Refer to page 41.

Finish Options	Price	Frame Options	Code	Price	Custom Charges	Code	Price
Chrome	\$ 165	Casters, Dual Wheel Black Nylon			Powder Coat Alternative (per color)	OPA	call
Nickel	\$ 223	Hard Wheel (set of 4)	CAS61	n/c	Poly Shell Alternative (per color)	OPS	call
Powder Coat - Standard	n/c						
Powder Coat - Premium	\$ 165						


Chela Beam
Four-Leg Base



VERSTEEL

Questions?

800 876 2120

				material > grade >	Poly Shell	Fabric Grade 2 or COM	Fabric Grade 3	Fabric Grade 4	Fabric Grade 5	Fabric Grade 6
Style	Description	Model #	Product Wt							
<div>Two Seat Beam</div> <div></div> <div>CEBL2-07 2S</div>	Chela Beam 4-Leg Base 2 Seat Overall width: 21" Overall length: 45"	CEBL2-07 2S	44	1664						
	Chela Beam 4-Leg Base 2 Seat Seat - Upholstered	CEBL2-04 2S	44		2103	2265	2427	2588	2747	
	Chela Beam 4-Leg Base 2 Seat Seat - Upholstered Back - Upholstered	CEBL2-01 2S	44		2346	2507	2668	2828	2990	

Due to the Flex Motion of every Chela seat, please allow a 4" space between the wall and Chela Beam.

COM Yardage
Refer to page 41.

Due to the Flex Motion
of every Chela seat,
please allow a 4" space
between the wall and
Chela Beam.

COM Yardage
Refer to page 41.

To Order, Specify...

- 1 Model Number
- 2 Shell Color
- 3 Frame Color
- 4 Upholstery Selection
- 5 Top and Edge Style Including Laminate
or Veneer Code and Edge Color



Questions?

800 876 2120

Style	Description	Model #	Product Wt	material > grade >	Poly Shell	Fabric Grade 2 or COM	Fabric Grade 3	Fabric Grade 4	Fabric Grade 5	Fabric Grade 6	Top Size	Edge
 CEBL2-07 ISIT	Chela Beam 4-Leg Base 1 Seat, 1 Top Overall width: 21" Overall length: 45"	CEBL2-07 ISIT	46								Round Top	
											20RD LP1R	
											20RD LPF1R	
											20RD LW1R	
											20RD LWF1R	
											20RD VW1R	
											20RD VWF1R	
											Square Top	
											20SQ LP1R	
											20SQ LPF1R	
											20SQ LW1R	
											20SQ LWF1R	
											20SQ VW1R	
											20SQ VWF1R	
	Chela Beam 4-Leg Base 1 Seat, 1 Top Seat - Upholstered	CEBL2-04 ISIT	46								Round Top	
						1869	1952	2030	2112	2191	20RD LP1R	
						1869	1952	2030	2112	2191	20RD LPF1R	
						2316	2398	2477	2558	2639	20RD LW1R	
						2316	2398	2477	2558	2639	20RD LWF1R	
						3254	3336	3416	3492	3577	20RD VW1R	
						3254	3336	3416	3492	3577	20RD VWF1R	
											Square Top	
						1853	1932	2015	2094	2174	20SQ LP1R	
						1853	1932	2015	2094	2174	20SQ LPF1R	
						2299	2380	2461	2542	2621	20SQ LW1R	
						2299	2380	2461	2542	2621	20SQ LWF1R	
						3237	3316	3397	3478	3560	20SQ VW1R	
						3237	3316	3397	3478	3560	20SQ VWF1R	
	Chela Beam 4-Leg Base 1 Seat, 1 Top Seat - Upholstered Back - Upholstered	CEBL2-01 ISIT	46								Round Top	
						1991	2071	2150	2233	2313	20RD LP1R	
						1991	2071	2150	2233	2313	20RD LPF1R	
						2437	2520	2597	2684	2764	20RD LW1R	
						2437	2520	2597	2684	2764	20RD LWF1R	
						3372	3454	3536	3618	3696	20RD VW1R	
						3372	3454	3536	3618	3696	20RD VWF1R	
											Square Top	
						1971	2053	2136	2214	2295	20SQ LP1R	
						1971	2053	2136	2214	2295	20SQ LPF1R	
						2423	2501	2582	2664	2744	20SQ LW1R	
						2423	2501	2582	2664	2744	20SQ LWF1R	
						3358	3436	3516	3597	3679	20SQ VW1R	
						3358	3436	3516	3597	3679	20SQ VWF1R	

Due to the Flex Motion of every Chela seat, please allow a 4" space between the wall and Chela Beam.

COM Yardage

Refer to page 41.

Finish Options

	Price
Chrome	\$ 165
Nickel	\$ 223
Powder Coat - Standard	n/c
Powder Coat - Premium	\$ 165

Custom Charges

Powder Coat Alternative (per color)	OPA	Price
Poly Shell Alternative (per color)	OPS	call

Chela Beam
Four-Leg Base



VERSTEEL

Questions?

800 876 2120

		material > grade >	Poly Shell	Fabric Grade 2 or COM	Fabric Grade 3	Fabric Grade 4	Fabric Grade 5	Fabric Grade 6	
Style	Description	Model #	Product Wt						
<div>Three Seat Beam</div> <div>CEBL3-07 3S</div> <div></div>	Chela Beam 4-Leg Base 3 Seat Overall width: 21" Overall length: 68"	CEBL3-07 3S	61	2257					
	Chela Beam 4-Leg Base 3 Seat Seat - Upholstered	CEBL3-04 3S	61		2931	3175	3415	3656	3898
	Chela Beam 4-Leg Base 3 Seat Seat - Upholstered Back - Upholstered	CEBL3-01 3S	61		3287	3528	3770	4014	4253

Due to the Flex Motion of every Chela seat, please allow a 4" space between the wall and Chela Beam.

COM Yardage
Refer to page 41.

Due to the Flex Motion
of every Chela seat,
please allow a 4" space
between the wall and
Chela Beam.

COM Yardage
Refer to page 41.






To Order, Specify...

- 1 Model Number
- 2 Shell Color
- 3 Frame Color
- 4 Upholstery Selection
- 5 Top and Edge Style Including Laminate
or Veneer Code and Edge Color



Questions?

800 876 2120

Style	Description	Model #	Product Wt	material > grade >	Poly Shell	Fabric Grade 2 or COM	Fabric Grade 3	Fabric Grade 4	Fabric Grade 5	Fabric Grade 6	Top Size	Edge
Two Seat/One Top CEBL3-07 2SIT 	Chela Beam 4-Leg Base 2 Seat, 1 Top Overall width: 21" Overall length: 68"	CEBL3-07 2SIT	63								Round Top	
											20RD LP1R	LP1R
				2236							20RD LPF1R	
				2236							20RD LW1R	
				2691							20RD LWF1R	
				2691							20RD VW1R	
				3623							20RD VWF1R	
				3623								
											Square Top	
											20SQ LP1R	LPF1R
				2221							20SQ LPF1R	
				2221							20SQ LW1R	
				2669							20SQ LWF1R	LW1R
				2669							20SQ VW1R	
				3605							20SQ VWF1R	
				3605								
	Chela Beam 4-Leg Base 2 Seat 1 Top Seat - Upholstered	CEBL3-04 2SIT	63								Round Top	
						2691	2851	3010	3175	3335	20RD LP1R	LWF1R
						2691	2851	3010	3175	3335	20RD LPF1R	
						3134	3296	3458	3621	3708	20RD LW1R	
						3134	3296	3458	3621	3708	20RD LWF1R	
						4070	4233	4476	4557	4719	20RD VW1R	VW1R
						4070	4233	4397	4557	4719	20RD VWF1R	
											Square Top	
						2669	2831	2994	3154	3314	20SQ LP1R	VWF1R
						2669	2831	2994	3154	3314	20SQ LPF1R	
						3122	3281	3443	3602	3765	20SQ LW1R	
						3122	3281	3443	3602	3765	20SQ LWF1R	
						4053	4217	4375	4536	4700	20SQ VW1R	
						4053	4217	4375	4536	4700	20SQ VWF1R	
	Chela Beam 4-Leg Base 2 Seat 1 Top Seat - Upholstered Back - Upholstered	CEBL3-01 2SIT	63								Round Top	
						2931	3092	3253	3415	3576	20RD LP1R	
						2931	3092	3253	3415	3576	20RD LPF1R	
						3380	3540	3702	3862	4022	20RD LW1R	
						3380	3540	3702	3862	4022	20RD LWF1R	
						4313	4474	4636	4797	4958	20RD VW1R	
						4313	4474	4636	4797	4958	20RD VWF1R	
											Square Top	
						2911	3075	3236	3395	3559	20SQ LP1R	
						2911	3075	3236	3395	3559	20SQ LPF1R	
						3363	3525	3684	3847	4011	20SQ LW1R	
						3363	3525	3684	3847	4011	20SQ LWF1R	
						4295	4454	4617	4780	4939	20SQ VW1R	
						4295	4454	4617	4780	4939	20SQ VWF1R	

Due to the Flex Motion of every Chela seat, please allow a 4" space between the wall and Chela Beam.

COM Yardage

Refer to page 41.

Finish Options

	Price
Chrome	\$ 165
Nickel	\$ 223
Powder Coat - Standard	n/c
Powder Coat - Premium	\$ 165













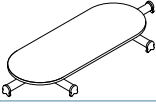


Custom Charges

Powder Coat Alternative (per color)	OPA	Price
Poly Shell Alternative (per color)	OPS	call

Code**Price**


Questions?

800 876 2120

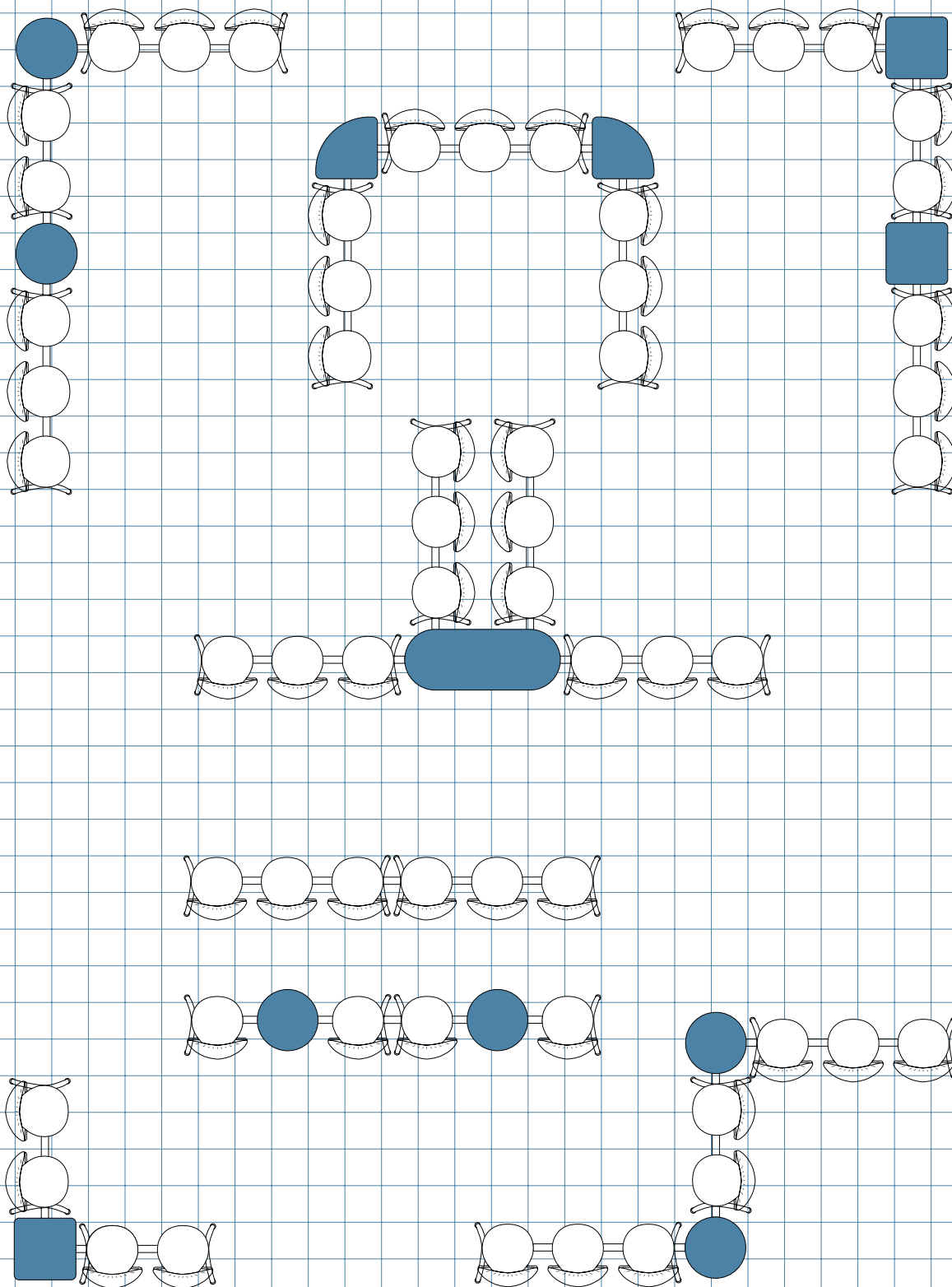
Style	Description	Model #	Product Wt	top > edge >	Laminate Flat PVC	Laminate Fluted PVC	Laminate Flat Wood	Laminate Fluted Wood	Veneer Flat Wood	Veneer Fluted Wood
										
				edge ordering code (radius corner) >	LP1R	LPF1R	LW1R	LWF1R	VW1R	VWF1R
Connectors	1½" Straight Connector	ABS 4LK  each: \$114	3	top thickness >	7/8"	7/8"	7/8"	7/8"	7/8"	7/8"
	Round Top 20" Straight Connector	ABS 20RD 	18		705	705	1153	1153	2089	2089
	Square Top 20" Straight Connector	ABS 20SQ 	20		688	688	1135	1135	2071	2071
	Round Top 20" 90° Angle Connector	ABA 90D20RD 	18		667	667	1120	1120	2052	2052
	Square Top 20" 90° Angle Connector	ABA 90D20SQ 	20		649	649	1100	1100	2035	2035
	Quarter Round 20" 90° Angle Connector	ABA 90D20QR 	18		659	659	1106	1106	2044	2044
	Racetrack 20"x 52" TT Connector	ABT2 90D52RA 	46		1240	1240	1690	1690	2623	2623
	Round Top 20" 90° X Connector	ABX1 90D20RD 	25		819	819	1268	1268	2205	2205
	Square Top 20" 90° X Connector	ABX1 90D20SQ 	27		804	804	1253	1253	2188	2188

Due to the Flex Motion of every Chela seat, please allow a 4" space between the wall and Chela Beam.

To Order, Specify...

- ① Model Number and Edge Code
- ② Laminate or Veneer Code and Edge Color

Questions?
800.876.2120



12"
12"

All prices are delivered list price effective with date printed on cover and supersedes all other published price lists. Versteel reserves the right to change prices or specifications without prior notice. Orders are accepted subject to price prevailing at time of shipment.

versteel.com
Made in America
800 876 2120